

# Mitigating the Risk of DNS Namespace Collisions

---

*A Study on Namespace Collisions in the Global Internet DNS  
Namespace and a Framework for Risk Mitigation*

*Final Report*



**28 OCTOBER 2015**

## TABLE OF CONTENTS

<b>1</b>	<b>Preface to Final Report</b> .....	<b>1</b>
<b>2</b>	<b>Summary</b> .....	<b>2</b>
2.1	Summary of Recommendations .....	5
2.2	Acknowledgements .....	8
<b>3</b>	<b>Detection and Response</b> .....	<b>9</b>
3.1	Approach to Delegation .....	13
3.2	Root Level Data, Monitoring, and Day-In-The-Life (DITL) .....	27
<b>4</b>	<b>Collisions in Existing DNS Namespace</b> .....	<b>30</b>
4.1	Malware/adware/click fraud tools.....	31
<b>5</b>	<b>Etiology of DNS Namespace Collisions</b> .....	<b>33</b>
5.1	Likely intentional internal TLD use (name/brand/acronym).....	36
5.2	Likely ISP/facility suffix.....	37
5.3	Likely intentional internal TLD use (concept/non-brand term) .....	37
5.4	Likely unintentional internal use (other/unknown) .....	38
5.5	Likely unintentional internal use (2LD leakage).....	38
5.6	Other/Unknown and too little data .....	38
5.7	On .corp, .home, and .mail .....	38
5.8	Use of Interisle categories in the appendices.....	40

### Appendix A:

Horizontal Study: Representative Regular Expressions across NXDOMAIN Responses

### Appendix B:

Vertical Study: Representative Strings per applied-for TLD (Revised)



## 1 Preface to Final Report

JAS would like to thank ICANN and the ICANN Community for their patience in the months since the publication of our Phase One report. JAS, together with ICANN and Microsoft, elected to hold the publication of the complete Final Report until Microsoft released a fix to the critical MS15-011 <sup>1</sup> (“JASBUG”) vulnerability. As a result, the overall impact of this critical vulnerability was materially reduced.

*Microsoft offers its appreciation to the [Coordinated Vulnerability Disclosure] CVD community and a special thanks to the reporters of the issue which has resulted in UNC Hardening: Jeff Schmidt of JAS Global Advisors, Dr. Arnoldo Muller-Molina of simMachines, The Internet Corporation for Assigned Names and Numbers (ICANN) and Luke Jennings from MWR Labs. <sup>2</sup>*

The following pages contain updates throughout as issues related to the Microsoft vulnerability may now be discussed. Material that did not appear in the Phase One report appears in Sections 4 and 5 and Appendices A and B of this report. None of JAS’ recommendations have changed.

---

<sup>1</sup> <https://technet.microsoft.com/en-us/library/security/ms15-011.aspx>

<sup>2</sup> <http://blogs.technet.com/b/srd/archive/2015/02/10/ms15-011-amp-ms15-014-hardening-group-policy.aspx>



## 2 Summary

Collisions in the global Domain Name System (DNS) namespace have the potential to expose serious security-related issues for users of the DNS. This report dives right into the technical discussion and is targeted at readers who have been following the issue. Those new to the issue should first read the introductory documents located at: <http://www.icann.org/en/help/name-collision>.

We do not find that the addition of new Top Level Domains (TLDs) fundamentally or significantly increases or changes the risks associated with DNS namespace collisions. The modalities, risks, and etiologies of the inevitable DNS namespace collisions in new TLD namespaces will resemble the collisions that already occur routinely in the other parts of the DNS. The addition of multiple new TLDs over the past decade (generic and country code) has not suggested that new failure modalities might exist; rather, the indication is that the failure modalities are similar in all parts of the DNS namespace. Our research has shown that a very few root causes are responsible for nearly all collisions, and these root causes appear in nearly every classification of TLD, albeit in varying proportions.

That said, DNS namespace collisions are a complex and pervasive occurrence that manifests throughout the global Internet DNS namespace. Collisions in all TLDs and at all levels within the global Internet DNS namespace have the ability to expose potentially serious security and availability problems and deserve serious attention. While current efforts to expand the global DNS namespace have collision-related implications, the collision problem is bigger than new TLDs and must be viewed in this context.

In summary, our recommendations describe a comprehensive approach to reducing current and future DNS namespace collisions, alerting operators of potential DNS namespace related issues, and providing emergency response capabilities in the event that critical (e.g., life safety) systems are adversely impacted.

DNS namespace collisions exist outside of, and independently from, the current efforts to expand the DNS namespace. These collisions have almost certainly existed since the emergence of a global public DNS. As early as 2003, multiple researchers have pointed to the existence of queries into undelegated space received at the root.<sup>3,4,5,6</sup> Our research shows that every TLD that has been added to the root since

---

<sup>3</sup> *Understanding DNS Evolution*, Castro, Zhang, John, Wessels, claffy, 2010, [http://www.caida.org/publications/papers/2010/understanding\\_dns\\_evolution/understanding\\_dns\\_evolution.pdf](http://www.caida.org/publications/papers/2010/understanding_dns_evolution/understanding_dns_evolution.pdf)

<sup>4</sup> *Is Your Caching Resolver Polluting the Internet?*, Wessels, 2004, <http://dns.measurement-factory.com/writings/wessels-netts2004-paper.pdf>

<sup>5</sup> *RFC 4697: Observed DNS Resolution Misbehavior*, Larson, Barber, 2006, <http://tools.ietf.org/html/rfc4697>





consistent data collection has occurred (2007) has exhibited some symptoms of collision activity prior to delegation.

The issue of collisions is not specific to TLDs; rather, risk exists wherever a collision crosses an administrative control boundary in the DNS. Said differently, the most dangerous DNS namespace collisions occur when *the resulting DNS query is resolved by a different administrative party than expected by the querier*. This makes intuitive sense. Because of the hierarchical nature of the DNS, the vast majority of administrative control separations occur at the TLD and Second Level Domain (2LD) levels.

Over the course of the study, JAS found no evidence to suggest that the security and stability of the global Internet DNS itself is at risk. This finding confirms the results of the *DNS Stability String Review* performed on each string during Initial Evaluation pursuant to Section 2.2.1.3.1 of the Applicant Guidebook (AGB).<sup>7,8</sup> The remainder of our research is focused on issues from the perspective of end-systems as consumers of the global DNS.

When faced with a range of unknowns and hypotheticals, it is important not to overlook emergent facts and experience. At the time we wrote the Phase One report, 275 New gTLDs had been delegated and over 835,000 second level registrations had been added. TLDs representative of the complete range of the taxonomy JAS developed (see Section 5) are represented. .berlin – a geographic term that our research suggests is heavily present in DNS search paths – has the third largest number of registrations of all new TLDs. .email and .link – short, technology-oriented generic terms that our research suggests are present in a number of hardcoded configurations – rank 6<sup>th</sup> and 7<sup>th</sup> respectively, each with over 30,000 2LD registrations. .company, .solutions, and .agency – terms that our research suggests are commonly hardcoded into small business-oriented configurations – are also delegated and have thousands of registrations each. Neither JAS nor ICANN is aware of even a single instance of a seriously problematic collision. Of course this fact certainly doesn't "prove the negative" but it also can't be ignored at this point.

Certainly the nature of the string impacts the drivers behind colliding behavior, and history provides lessons and data regarding the introduction of a variety of strings

---

<sup>6</sup> *Wow, that's a lot of packets*, Wessels, Fomenkov, 2003, <http://www.caida.org/publications/papers/2003/dnspackets/wessels-pam2003.pdf>

<sup>7</sup> *gTLD Applicant Guidebook*, ICANN, 2012, <http://newgtlds.icann.org/en/applicants/agb>

<sup>8</sup> The process followed by ICANN's vendor for this review, Interisle Consulting Group, process is documented at <http://newgtlds.icann.org/en/program-status/evaluation-panels/dns-stability-process-07jun13-en.pdf>



at the TLD. As we presented at Verisign’s *Workshop and Prize on Root Causes and Mitigation of Name Collisions* (WPNC)<sup>9</sup> in London, strings with the potential to introduce new failure etiologies have been introduced into the TLD in the past. .post, (delegated in 2012) saw the most collision activity prior to delegation of any of the nine TLDs added since 2007. .post is interesting because “post” is also an HTTP method and a not insignificant proportion of the collisions appeared to be related to erroneous DNS lookups of text intended to be transmitted to an HTTP server. History provides lessons and data regarding the introduction of a variety of strings to the TLD.

We believe the introduction of new TLDs offers an opportunity to educate operators regarding DNS namespace collisions and help find and remedy potential collision-related issues that may be present in their systems. As such, we recommend implementation of a 90-day “controlled interruption” period for all approved new TLDs with the exception of .corp, .home, and .mail. Registries that have not yet been delegated to the root zone shall implement controlled interruption via wildcard records; registries that have elected the “alternative path to delegation” shall implement controlled interruption by adding appropriate resource records for the labels appearing in their respective block lists. Following the 90-day controlled interruption period, registries will not be subject to further collision-related restrictions. Like the Certificate Authority (CA) revocation approach, which may be partially implemented in parallel, we believe the 90-day controlled interruption period offers a conservative buffer between potential legacy usage of a TLD and the new usage.

Lacking clear RFC 1918-like guidance directing operators to DNS namespaces safe for internal use, several such namespaces have been “appropriated” for this purpose over the years. While the etiology is subtly different, the .corp and .home TLDs are clear outliers in this respect; the use of .corp and .home for internal namespaces/networks is so overwhelming that the inertia created by such a large “installed base” and prevalent use is not likely reversible. We also note that RFC 6762 suggests that .corp and .home are safe for use on internal networks.<sup>10</sup>

Given that the Internet has demonstrated a need for RFC 1918-like DNS namespaces, we recommend that .corp and .home be referred to the Internet Engineering Task Force (IETF) for potential RFC 1918-like protection/treatment.<sup>11</sup>

---

<sup>9</sup> <http://namecollisions.net>

<sup>10</sup> *RFC 6762: Multicast DNS* (appendix G), Cheshire, Krochmal, 2013, <http://tools.ietf.org/html/rfc6762>

<sup>11</sup> [RFC 6761](#) may be the appropriate vehicle for implementing a permanent reservation.



RECOMMENDATION 1: The TLDs .corp, .home, and .mail be referred to the Internet Engineering Task Force (IETF) for potential RFC 1918-like protection/treatment.

Like .corp and .home, the TLD .mail also exhibits prevalent, widespread use at a level materially greater than all other applied-for TLDs. Our research found that .mail has been hardcoded into a number of installations, provided in a number of example configuration scripts/defaults, and has a large global “installed base” that is likely to have significant inertia comparable to .corp and .home. As such, we believe .mail’s prevalent internal use is also likely irreversible and recommend reservation similar to .corp and .home and similarly recommend ICANN not delegate that TLD at this time.

JAS uncovered a vulnerability not directly related to ICANN’s New gTLD Program nor to new TLDs in general that has the potential to impact end-systems. Pursuant to ICANN’s Coordinated Vulnerability Disclosure Process,<sup>12</sup> ICANN shall: “...privately disclose information relating to a discovered vulnerability to a product vendor or service provider (“affected party”) and allow the affected party time to investigate the claim, and identify and test a remedy or recourse before coordinating the release of a public disclosure of the vulnerability with the reporter.” Furthermore, ICANN’s process states: “All parties to the disclosure generally agree to refrain from disclosing the vulnerability to the public until a remedy is identified and tested or until the threat is considered contained.”

After extensive discussions with impacted vendors and ICANN executives, JAS is concerned that publication of the experimental methods and data contained in the complete JAS report may accelerate discovery of the vulnerability and/or serve to facilitate exploitation of the vulnerability after it is discovered. As such, pursuant to ICANN’s process and out of an abundance of caution, JAS published the report in two phases: a Phase One report published in June, 2014 and this Final Report published after the impacted vendor addressed the vulnerability.

## 2.1 Summary of Recommendations

RECOMMENDATION 1: The TLDs .corp, .home, and .mail be referred to the Internet Engineering Task Force (IETF) for potential RFC 1918-like protection/treatment.

RECOMMENDATION 2: ICANN continue efforts to make technical information available in fora frequented by system operators (e.g., network operations groups,

---

<sup>12</sup> *Coordinated Vulnerability Disclosure Reporting at ICANN*, ICANN, 2013, <https://www.icann.org/en/about/staff/security/vulnerability-disclosure-05aug13-en.pdf>



system administration-related conferences, etc.) regarding the introduction of new gTLDs and the issues surrounding DNS namespace collisions.

**RECOMMENDATION 3:** Emergency response options are limited to situations where there is a reasonable belief that the DNS namespace collision presents a clear and present danger to human life.

**RECOMMENDATION 4:** Root-level de-delegation of a production TLD is not considered as an emergency response mechanism under any circumstances.

**RECOMMENDATION 5:** ICANN leverage the EBERO mechanisms and functionality to respond to DNS namespace-related issues. ICANN must have the following capabilities on a 24x7x365, emergency basis: 1) Analyze a specific report/incident to confirm a reasonable clear and present danger to human life; 2) Direct the registry on an emergency basis to alter, revert, or suspend the problematic registrations as required by the specific situation; 3) Ensure that the registry complies in a timely manner; and 4) Evaluate and monitor the specific situation for additional required actions. Furthermore, we recommend that ICANN develop policies and procedures for emergency transition to an EBERO provider in the event the registry is unable and/or unwilling to comply. We recommend ICANN maintain this capability indefinitely.

**RECOMMENDATION 6:** ICANN require new TLD registries to publish the controlled interruption zone immediately upon delegation in the root zone. After the 90-day period, there shall be no further collision-related restrictions on the registry.

**RECOMMENDATION 7:** ICANN require registries that have elected the “alternative path to delegation” rather than a wildcard, instead publish appropriate A and SRV resource records for the labels in the ICANN 2LD Block List to the TLD’s zone with the 127.0.53.53 address for a period of 90 days. After the 90-day period, there shall be no further collision-related restrictions on the registry.

**RECOMMENDATION 8:** ICANN relieve the prohibition on wildcard records during the controlled interruption period.

**RECOMMENDATION 9:** ICANN monitor the implementation of controlled interruption by each registry to ensure proper implementation and compliance.

**RECOMMENDATION 10:** ICANN work with the IETF to identify a mechanism for IPv6 that provides similar functionality to that available in IPv4’s “localhost” reserved prefix.

**RECOMMENDATION 11:** ICANN, DNS-OARC, and the root operators explore a medium-latency, aggregated summary feed describing queries reaching the DNS root.



RECOMMENDATION 12: ICANN, DNS-OARC, and the root operators explore establishment of a single, authoritative, and publicly available archive for historical data related to the root.

RECOMMENDATION 13: ICANN explore collecting NXDOMAIN entries in DNS query logs from registry operators and contribute them to an independent data repository such as DNS-OARC for further analysis. To limit the potential for commercial gaming or use by malicious parties, we recommend that logs be provided six months in arrears.

RECOMMENDATION 14: ICANN request that the appropriate bodies further explore issues relating to collisions in existing DNS namespace, the practice of “domain drop catching,” and the associated data feeds that may be leveraged by attackers when attempting to exploit collisions.



## 2.2 Acknowledgements

JAS is grateful for the constructive engagement by numerous members of the community. We specifically want to recognize and thank:

- the Security and Stability Advisory Committee (SSAC) for thoughtful and valuable interaction while we drafted this report;
- Burt Kaliski and his team at [Verisign Labs](#), for extensive and insightful public comments, valuable interaction with the JAS team throughout our study, and for their overall leadership on this issue including hosting the *Workshop and Prize on Root Causes and Mitigation of Name Collisions* (WPNC) in London;
- [Farsight Security](#) for contributing valuable data;
- [OpenRegistry](#) for contributing valuable data;
- Mike O'Connor for contributing valuable data; and
- our longtime partner [simMachines](#) for their analytical contributions.



### 3 Detection and Response

Since risk cannot be totally eliminated, a comprehensive approach to risk management contains some level of *a priori* risk mitigation combined with investment in detection and response capabilities. Consider fire protection; most major cities have *a priori* protection in the form of building codes, detection in the form of smoke/fire alarms, and response in the form of 9-1-1, sprinklers, and the fire department.

In terms of detecting problematic DNS namespace collisions, the initial symptoms will almost certainly appear through various IT support mechanisms, namely corporate IT departments and the support channels offered by hardware/software/service vendors and Internet Service Providers. When presented with a new and non-obvious problem, professional and non-professional IT practitioners alike frequently turn to Internet search engines for answers. This suggests that a good detection/response investment would be to “seed” support vendors/fora with information/documentation about this issue in advance and in a way that will surface via search engines when IT folks begin troubleshooting. We collectively refer to such documentation as “self-help” information. ICANN has already begun developing documentation designed to assist IT support professionals with namespace-related issues.<sup>13</sup>

RECOMMENDATION 2: ICANN continue efforts to make technical information available in fora frequented by system operators (e.g., network operations groups, system administration-related conferences, etc.) regarding the introduction of new gTLDs and the issues surrounding DNS namespace collisions.

One valuable suggestion from Google in the public comment period<sup>14</sup> is to stagger introduction of the controlled interruption periods such that impacted parties have a reprieve between the detection and mitigation phases of their response. However, staggered controlled interruption periods will have the side effect of causing intermittent failures, which are maddening and hard to diagnose from a system administrator perspective. Moreover, we found that systems configured in a way to create collision-related effects in the existing DNS namespaces routinely experience and tolerate intermittent failures (for example, when using a different DNS resolver) so intermittent failures are likely to resemble the status quo for impacted systems, not communicate a problem. We believe a sustained and consistent controlled interruption period is the best opportunity to communicate with administrators.

---

<sup>13</sup> *Name Collision Resources & Information*, ICANN, retrieved January 2014, <http://www.icann.org/en/help/name-collision>

<sup>14</sup> <http://forum.icann.org/lists/comments-name-collision-26feb14/pdfBGWsaf8Vuk.pdf>





However, providing advice to system administrators regarding technical mechanisms they may deploy to temporarily gain reprieve during controlled interruption is valuable. Such advice may include the use of Response Policy Zones to temporarily rewrite query responses to something non-problematic (presumably NXDOMAIN), temporarily becoming authoritative for certain zones, etc. We recommend ICANN augment the existing technical advice to system administrators with such temporary remediation information and techniques.

It is likely that in the vast majority of expected cases, the IT professional “detectors” will also be the “responders” and any issues detected will be resolved without involving other parties.<sup>15</sup> However, situations in which other parties may be expected to have a role in response must be considered.

For the sake of this discussion, assume that an Internet user is experiencing a problem related to a DNS namespace collision. The term “Internet user” is intended broadly as any application, system, or device that is a consumer of the global Internet DNS. At this point in the thought experiment, disregard the severity of the problem. The affected party (or parties) will likely exercise the full range of typical IT support options available to them – vendors, professional support, IT-savvy friends and family, and Internet search. If any of these support avenues are aware of ICANN, they may choose to contact ICANN at some point. Let’s further assume the affected party is unable and/or unwilling to correct the technical problem themselves and ICANN is contacted – directly or indirectly.

There is a critical fork in the road here: Is the expectation that ICANN will provide technical “self-help” information or that ICANN will go further and “do something” to technically remedy the issue for the user? We consider the options below in an escalating progression:

Option 1: ICANN provides technical support above and beyond “self-help” information to the impacted parties directly, including the provision of services/experts. Stated differently, ICANN becomes an extension of the impacted party’s IT support structure and provides customized/specific troubleshooting and assistance. *We rule out this option as inappropriate and out-of-scope for ICANN.*

Option 2: At ICANN’s request, referral, or direction, the registry provides technical support above and beyond “self-help” information to the impacted parties directly, including the provision of services/experts. Stated differently, the registry becomes an extension of the impacted party’s IT support structure and provides customized/specific troubleshooting and assistance. *We rule out this option as inappropriate and out-of-scope for a registry.*

---

<sup>15</sup> Availability issues are typically detected internally whereas security issues are often detected by third parties and reported to the system operators.



Option 3: ICANN forwards the issue to the registry with a specific request to remedy. In this option, assuming all attempts to provide “self-help” are unsuccessful, ICANN would request that the registry make changes to their zone to technically remedy the issue. This could include temporary or permanent removal of second level names and/or other technical measures that constitute a “registry-level rollback” to a “last known good” configuration. *We consider this option feasible but undesirable as it creates considerable opportunity for operational complexities and unintended consequences. This option should only be used in excessively serious circumstances.*

Option 4: ICANN initiates a “root-level rollback” procedure to revert the state of the root zone to a “last known good” configuration, thus (presumably) de-delegating the impacted TLD. In this case, ICANN would attempt – on an emergency basis – to revert the root zone to a state that is not causing harm to the impacted party/parties. *We consider this option feasible but even more undesirable as it creates considerable opportunity for operational complexities and unintended consequences. This option should only be used in excessively serious circumstances after all previous mitigation attempts have failed.*

We note that ICANN’s New gTLD Collision Occurrence Management Plan and SAC062 contemplate some of these emergency response options in a broad sense.

In any theater of operations – not just the global Internet DNS – emergency responders must be mindful of “cure is worse than the disease” scenarios wherein the response actually creates additional risks, harms, and significant potential for unintended consequences. Because of the potential operational impacts to the global Internet DNS, changes to the root zone are not to be taken lightly.

From a practical perspective, we conclude that the de-delegation of a TLD in the root would effectively be a permanent death for that TLD regardless of whether the TLD reappeared in the future.<sup>16</sup> This is a steep price for a registry to pay for anything but the most egregious and flagrant disregard for a serious harm.

Obviously, the severity of the harm is a critical variable. In risk analysis, severity is almost always measured economically and from multiple points of view. Any party expected to “do something” will be forced to choose between two or more economically motivated actors: users, registrants, registrars, and/or registries experiencing harm. We must also consider that just as there may be users negatively impacted by new DNS behavior, there may also be users that are dependent upon on the new DNS behavior. Unfortunately, we cannot give equal consideration to actors that are following the technical standards vs. those

---

<sup>16</sup> While we note that there has always been some degree of churn in the root zone, the commercial pressures on the current new gTLDs significantly elevate the impact of a de-delegation, no matter how short.



depending on technical happenstance or poorly implemented software for proper functionality.

Even attempting to weigh economic harm or “national security” on a global basis creates a slippery slope and forces registries and ICANN to arbitrate impossible scenarios. Concepts like “national security,” “law and order,” and “key economic processes” do not translate well on a global basis and risk another “Morality and Public Order” debate – which is exactly what happened when similar terms were introduced into the ICANN landscape previously. There will not be time for such a debate in real-time, leaving emergency responders forced to make rapid decisions concerning extremely serious issues – like root-level changes – in a non-deterministic state.

Moreover, an emergency response threshold that is not well defined risks weaponization of the mechanism by commercial or government interests. Sadly, recent history has shown some governments will use a full range of tools to silence distribution of certain viewpoints over Internet channels. It is also reasonable to assume that commercial interests will attempt to “game” any mechanism for competitive advantage.

As such, we recommend that emergency response be limited to scenarios where there is a reasonable belief that the DNS namespace collision presents a clear and present danger to human life. While admittedly a high bar, we believe it is the only deterministic and non-debatable option. We feel creating a path to emergency response (including root-level changes) based on lesser factors is unwise.

Despite the previous recommendation, ICANN must prepare for the worst-case scenario. Fortunately, ICANN has already developed an emergency response mechanism as a part of the Emergency Back-End Registry Operator (EBERO) Program. The EBERO Program is designed to quickly respond to a variety of registry-level technical SLA failures; response options include an emergency (and potentially involuntary) transition of an entire registry to a new operator using a robust process that is highly scripted and exercised.

We recommend that, if necessary (in the event of an unresponsive or non-cooperative registry), a “root-level rollback” be implemented via EBERO as opposed to simply removing a TLD from the root. Shifting a registry to EBERO and making subsequent surgical changes is a superior approach to wholesale removal of an entire production TLD – including potentially many 2LD registrations that are not causing harm.



RECOMMENDATION 3: Emergency response options are limited to situations where there is a reasonable belief that the DNS namespace collision presents a clear and present danger to human life.

RECOMMENDATION 4: Root-level de-delegation of a production TLD is not considered as an emergency response mechanism under any circumstances.

In the case of severe harm being exposed by a DNS namespace collision where the registry is unable or unwilling to take action (by altering or suspending a second level registration), ICANN could transfer the registry to an EBERO on an emergency basis and instruct the EBERO to make the required second level change to remedy the harm. While we recognize any “root-level rollback” is highly undesirable, ICANN should maintain the capability, thus ensuring that timely action can be taken in all circumstances.

RECOMMENDATION 5: ICANN leverage the EBERO mechanisms and functionality to respond to DNS namespace-related issues. ICANN must have the following capabilities on a 24x7x365, emergency basis: 1) Analyze a specific report/incident to confirm a reasonable clear and present danger to human life; 2) Direct the registry on an emergency basis to alter, revert, or suspend the problematic registrations as required by the specific situation; 3) Ensure that the registry complies in a timely manner; and 4) Evaluate and monitor the specific situation for additional required actions. Furthermore, we recommend that ICANN develop policies and procedures for emergency transition to an EBERO provider in the event the registry is unable and/or unwilling to comply. We recommend ICANN maintain this capability indefinitely.

### 3.1 Approach to Delegation

The delegation of new TLDs presents a unique opportunity to raise awareness of the DNS namespace collision issue and help system operators identify and mitigate potential issues. Therefore, we recommend a “controlled interruption” approach as described below. The idea for controlled interruption springs from past DNS-related experiences and is conceptually similar to a “trial delegation” as proposed in SAC062.

#### 3.1.1 Controlled Interruption

The infamous Microsoft Hotmail domain expiration in 1999<sup>17</sup> and other similar domain expirations led to the implementation of ICANN’s Expired Registration Recovery Policy.

---

<sup>17</sup> *Good Samaritan squashes Hotmail lapse?*, Hansen/CNET, December 27, 1999, retrieved January 2014, <http://news.cnet.com/2100-1023-234907.html>



More recently, Regions Bank made news<sup>18</sup> when their domains expired, and undoubtedly countless other similar events go unreported. In the case of Regions Bank, the Expired Registration Recovery Policy seemed to work exactly as intended – the interruption inspired immediate action and the problem was solved, resulting in only a bit of embarrassment. Importantly, there was no opportunity for malicious activity.

For the most part, the Expired Registration Recovery Policy is effective at preventing unintended expirations due to the application of “controlled interruption.” The Expired Registration Recovery Policy calls for extensive notification before the expiration, then a period when “the existing DNS resolution path specified by the Registrant at Expiration (“RAE”) must be interrupted” – as a last-ditch effort to inspire the registrant to take action.

Nothing inspires urgent action more effectively than service interruption.

But critically, in the case of the Expired Registration Recovery Policy, the interruption is immediately corrected if the registrant takes the required action – renewing the registration. It’s nothing more than another notification mechanism – just a more aggressive round after all of the passive notifications failed. In the case of a registration in active use, the interruption will be recognized immediately, inspiring urgent action.

Like unintended expirations, DNS namespace collisions can be viewed as a notification problem. The system administrator utilizing the colliding namespace (either knowingly or unknowingly) must be notified and take action to preserve the security and stability of their systems.

Leveraging a controlled interruption to raise awareness of DNS namespace collisions draws on the effectiveness of the Expired Registration Recovery Policy with the implementation looking like a modified “Application and Service Testing and Notification (Type II)” trial delegation as proposed in SAC62. But instead of responding with pointers to application layer listeners (or “honeypots”), the authoritative nameserver responds with an address inside 127/8 – the range reserved for Loopback. We recommend this approach be applied to A queries directly and MX and SRV queries via an intermediary A record (the vast majority of collision behavior observed in DITL data stems from A and MX queries).<sup>19</sup>

---

<sup>18</sup> *Regions Bank website down, domain not renewed?*, Walsh/al.com, April 15, 2013, retrieved January 2014, [http://www.al.com/business/index.ssf/2013/04/regions\\_bank\\_website\\_down\\_do\\_ma.html](http://www.al.com/business/index.ssf/2013/04/regions_bank_website_down_do_ma.html)

<sup>19</sup> AAAA query load suggests that collisions related to IPv6 space are far less pervasive.



Responding with an address inside 127/8 will likely interrupt any application depending on an NXDOMAIN or some other response, but importantly also prevents traffic from leaving the requestor's host and does not facilitate a malicious actor's ability to intercede. In the same way as the Expired Registration Recovery Policy calls for "the existing DNS resolution path specified by the RAE [to] be interrupted," responding with a localhost reserved address should encourage immediate action by the requesting party while not exposing them to new malicious activity.

If legacy/unintended use of a DNS name is present, one could think of controlled interruption as a "buffer" or "cooling-off" period prior to use by a legitimate new registrant. This is similar to the CA Revocation Period as proposed in the New gTLD Collision Occurrence Management Plan that "buffers" the legacy use of certificates in internal namespaces from new use in the global DNS. As we discussed at ICANN Singapore, and Verisign's *Workshop and Prize on Root Causes and Mitigation of Name Collisions* (WPNC) in London, 30 to 90 day buffer periods are also commonly deployed in other large important namespaces like postal and phone numbering systems to provide feedback when changes occur. Like the CA Revocation Period approach, a set period of controlled interruption is deterministic for all parties. Unfortunately, human nature often requires a hard deadline to inspire urgent action.

Moreover, instead of using the typical 127.0.0.1 address for localhost, we recommend using a unique "flag" IPv4 address: 127.0.53.53. Because the primary objective is to communicate with system administrators through their logs, this unique and strange IP should stand out in log files, be noticed, and result in the administrator searching the Internet for assistance (we note that as of today, using Google to search for "127.0.53.53," the top 5 results are relevant). Making it known that new TLDs will behave in this fashion and publicizing the flag IP (along with self-help materials) will help administrators isolate the problem more quickly than just using the common 127.0.0.1. As hosts often have listening sockets bound to 127.0.0.1, this approach also reduces the probability of creating issues related to those servers. We also suggest that system administrators proactively search their logs for this flag IP address as a possible indicator of problems. Enterprise-wide sensors in the form of DNS query log analysis or Network Intrusion Detection Systems (NIDS) such as SNORT provide an enterprise perspective.



Numerous experiments performed by JAS confirmed that a wide range of application layer software logs something resembling a “failed connection attempt to 127.0.53.53” which is the desired behavior. We also confirmed that all modern Microsoft, Linux, Apple, and BSD-derived operating systems correctly implement RFC 1122 (albeit with variations<sup>20</sup>) and keep the traffic within the host system, not transmitted over the network. This includes Linux and Windows-derived embedded operating systems. Of particular importance is Windows XP because our research has indicated that Windows XP is used extensively in industrial control and other embedded systems.

Additionally, we encourage ICANN and the IETF to work with software vendors to eventually incorporate functionality and tools to notice DNS queries that respond with this flag IP address and provide meaningful assistance. One could imagine a meaningful event in the Windows Event Log describing the situation where a DNS query returns the flag IP, browsers displaying helpful diagnostic information instead of simply stating “Connection Timeout,” etc.

JAS is elated that several vendors have in fact included detection and messaging around the 127.0.53.53 response. For example, recent builds of Google’s Chrome browser now include the new error “ERR\_ICANN\_NAME\_COLLISION” which provides specific and richer error messaging to the user over a general connection timeout.<sup>21</sup>

The ability to “schedule” the controlled interruption serves to further mitigate possible effects. One concern in dealing with collisions is the reality that a potentially harmful collision may not be identified until months or years after a TLD goes live – when a particular second level string is registered. A key advantage to applying controlled interruption to all second level strings in a given TLD in advance and at once via wildcard is that most failure modes will be identified during a scheduled time and before a registration takes place. This has many positive features, including easier troubleshooting and the ability to execute a far less intrusive rollback if a problem does occur. From a practical perspective, avoiding a complex string-by-string approach is also valuable.

The Expired Registration Recovery Policy mandates that the disruption may be for as few as eight days. However, our experiments indicate that the disruptions

---

<sup>20</sup> Some implementations route the entire /8 to localhost whereas other implementations use a host route resulting in only a /32 being dedicated to localhost. The resulting behavior during a connection attempt is slightly different, but indicative of failure in both cases.

<sup>21</sup> <https://codereview.chromium.org/1035803003/> and <https://chromium.googlesource.com/chromium/src/+91dd3606d627036287f32bb449b09c170a0765cf>



associated with controlled interruption as proposed may be more subtle, justifying a longer disruption period.

We believe the 90-day CA Revocation Period is sufficiently conservative (recall, we characterized our initial recommendation – 120 days – as “exceedingly conservative”). Given the potential seriousness of DNS namespace collisions and the immense value of detecting a harmful collision prior to a registry entering General Availability (GA), we believe the conservative approach is also warranted and recommend a 90-day controlled interruption period.

If there were to be a catastrophic impact, a surgical reversal of a 2LD registration could be implemented relatively quickly, easily, and with low risk while the impacted parties worked on a long-term solution. A new registrant and associated new dependencies would likely not be adding complexity at this point. Our recommended 90-day controlled interruption period is an ample and conservative detection and cure period for impacted parties.

Implementation of controlled interruption achieves these objectives:

- Helps notify system administrators of possible improper use of the global DNS;
- Protects these systems from malicious actors during a cure period;
- Doesn’t direct potentially sensitive traffic to registries, registrars, Internet hosts/honeypots, or other third parties;
- Inspires urgent remediation action;
- Is low risk with limited opportunity for unintended consequences; and
- Is easy to implement and deterministic for all parties.

We therefore recommend controlled interruption be implemented by each new TLD registry by publishing a zone similar to the following:

```
$ORIGIN TLD
$TTL 1H
@      IN      MX 10 your-dns-needs-immediate-attention
*      IN      MX 10 your-dns-needs-immediate-attention
@      IN      SRV 10 10 0 your-dns-needs-immediate-attention
*      IN      SRV 10 10 0 your-dns-needs-immediate-attention
@      IN      TXT "Your DNS configuration needs immediate attention see URL"
*      IN      TXT "Your DNS configuration needs immediate attention see URL"
@      IN      A 127.0.53.53
*      IN      A 127.0.53.53
```

We note that some versions of popular DNS servers (notably BIND<sup>22</sup>) do not properly validate DNSSEC signed query responses to wildcards in all cases. However, we also note the potential difficulties and confusion that could arise when

---

<sup>22</sup> Bug 390 - NSD does not return closest provable enclosure NSEC3 on wildcard queries, NLnet Labs, May 26, 2011, retrieved January 2014, [https://www.nlnetlabs.nl/bugs-script/show\\_bug.cgi?id=390](https://www.nlnetlabs.nl/bugs-script/show_bug.cgi?id=390); also note ISC RT ticket #26200



treating the controlled interruption zones differently than production zones from an operational perspective. We have considered the tradeoffs and recommend that registries DNSSEC sign the controlled interruption zone using the same policies and procedures they intend to use when the zone is in production. A client downstream of a flawed DNS server may in some situations be “interrupted” due to the DNS server’s inability to validate the signature as opposed to an interruption due directly to controlled interruption.

We recommend that the registry implement the controlled interruption period immediately upon delegation in the root zone and the prohibition on wildcard records be temporarily suspended during this period. Given the objective of controlled interruption and the reality that no registrant data will be in the zone at this point, we believe that temporarily permitting wildcard records for this purpose is not counter to established ICANN prohibitions on wildcard records and does not raise the concerns that led ICANN to establish these prohibitions.<sup>23</sup>

RECOMMENDATION 6: ICANN require new TLD registries to publish the controlled interruption zone immediately upon delegation in the root zone. After the 90-day period, there shall be no further collision-related restrictions on the registry.

However, implementing a wildcard record is not prudent for a registry in GA. As such, we recommend publishing A and SRV resource records for labels in the ICANN 2LD Block List for the 90-day controlled interruption period. While arguably not an exhaustive list of queries, the 2LD Block Lists as currently constructed provide an adequate inventory<sup>24,25</sup> of queries sent by long-lived systems, which are the ones of most concern. The alternative – wildcard records in production zones – is less attractive and counter to established ICANN prohibitions.<sup>26</sup>

With the exception of .corp, .home, and .mail, this approach would apply to all registries, including the registries not eligible for the “alternative path to delegation.” ICANN will make 2LD Block Lists available as required.

---

<sup>23</sup> *SSAC Report: Redirection in the com and net Domains*, ICANN Security and Stability Advisory Committee (SSAC), July 9, 2004, retrieved January 2014,

<http://www.icann.org/en/groups/ssac/report-redirection-com-net-09jul04-en.pdf>

<sup>24</sup> *Public Comments on Proposal to Mitigate Name Collision Risks by Google Inc.*,

Google Inc., September 17, 2013, retrieved January 2014,

<http://forum.icann.org/lists/comments-name-collision-05aug13/pdfkwCAlijOp.pdf>

<sup>25</sup> *Is Your Caching Resolver Polluting the Internet?*, Wessels, 2004,

<http://dns.measurement-factory.com/writings/wessels-netts2004-paper.pdf>

<sup>26</sup> *SSAC Report: Redirection in the com and net Domains*





RECOMMENDATION 7: ICANN require registries that have elected the “alternative path to delegation,” rather than a wildcard, instead publish appropriate A and SRV resource records for the labels in the ICANN 2LD Block List to the TLD’s zone with the 127.0.53.53 address for a period of 90 days. After the 90-day period, there shall be no further collision-related restrictions on the registry.

RECOMMENDATION 8: ICANN relieve the prohibition on wildcard records during the controlled interruption period.

RECOMMENDATION 9: ICANN monitor the implementation of controlled interruption by each registry to ensure proper implementation and compliance.

### 3.1.2 Why 90 days?

By far the most prevalent public comments to our draft report were related to the 120-day controlled interruption period. We reviewed these comments carefully and subsequently modified our thinking.

A portion of the public comment from .Club Domains, LLC sums up the issue nicely:

*The comments of the NTAG, Donuts, Rightside/United TLD, and Ari Registry Services have thoroughly and competently explained why the 120 day interruption period of Recommendation 7 is excessively conservative. A merely conservative interruption period of 60 days is more than adequate for registries that have already been delegated, because the detrimental effects on public interest must be balanced against the security interest of a longer interruption period. A lengthened interruption period is significantly detrimental to the public interest because it would cause confusion for commercial registrants.<sup>27</sup>*

We like this comment because it speaks to the trade-offs between potential risks/harms and actual risks/harms. In New TLD space, controlled interruption is a conservative mitigation against a theoretical harm. Despite a concentrated effort by a number of researchers (JAS included!) for the better part of the past two years to find actual incidences of collision-induced harms related to New TLDs, the reality is that none have been found. As of the writing of the first phase of the report, 275 New gTLDs were delegated and over 835,000 2LD registrations have been added with no indication of serious issues. As we stated earlier, while this certainly doesn’t “prove the negative,” the data must be taken into consideration. Based on everything we know now, the harms remain theoretical. Given no indication of actual harms, is it justifiable for JAS to recommend an “excessively conservative”

---

<sup>27</sup> <http://forum.icann.org/lists/comments-name-collision-26feb14/pdfEVFexxB8GK.pdf>

and atypical duration, or is a “merely conservative” and more typical duration more appropriate? What is the tradeoff – what *actual* harms could we be causing with an “excessively conservative” approach to a theoretical harm?

After reviewing this issue, prior to delivery of the final Phase One report, we changed our recommendation to indicate a 90-day controlled interruption period. We have made no subsequent changes to our recommendations in in this Final report.

### 3.1.3 What about IPv6?

Since IPv6 does not support a range of addresses for localhost like IPv4, there is not a straightforward analog of our controlled interruption recommendation in v6 space. So the discussion becomes twofold: (1) is a v6 response necessary, and if so, (2) what address would be returned?

Addressing the first, we do not believe v6 responses are necessary at this time. The data we analyzed revealed a miniscule number of resolvers seeking v6-only responses (less than 1%) where the resolver doesn’t appear to be dual-stacked. As of this writing, Google reports that roughly 3.5% of their users access Google over v6.<sup>28</sup> So while v6 adoption is certainly important and growing, v6-only hosts experiencing a DNS namespace collision do not appear to be a real problem today.

Regarding the second item, an address that is not a direct conceptual equivalent to 127.0.53.53 in v4 space would need to be selected (or “appropriated”) for the purpose of controlled interruption. While experts can certainly debate this topic (we considered ::1, ::53, IP addresses within fd00::/8, fe80::/10, and ::ffff:127.0.53.53), each approach has plusses, minuses, and importantly the potential for unintended consequences. It’s critical to remember that v6 implementations are comparatively young when compared to v4 implementations; the behavior of the vast majority of v4 stacks when presented 127.0.53.53 is well understood whereas the behavior of v6 implementations and their associated infrastructure when presented with ::53, fd00::53, or ::ffff:127.0.53.53 is certainly less deterministic.

So we’re left with a tradeoff: do we risk potential unintended consequences of experimenting in the “fringes” of v6 for what is very likely a small benefit? Do we risk causing new problems to address what is fairly clearly a corner case? At the end of the day, we are left with no strong rationale for a v6 response and numerous reasons to be cautious of the potential for unintended consequences.

That being said, v6 support is certainly desirable in the long-term. One possible solution is working with the IETF to extend the definition of localhost to ::0/64

---

<sup>28</sup> <https://www.google.com/intl/en/ipv6/statistics.html>



instead of ::1/128 to create a direct equivalent of the 127/8 space in IPv4. We recommend that ICANN work with the IETF to identify a workable long-term solution for IPv6.

**RECOMMENDATION 10:** ICANN work with the IETF to identify a mechanism for IPv6 that provides similar functionality to that available in IPv4's "localhost" reserved prefix.

#### 3.1.4 Controlled Interruption Trials

In January 2015, JAS deployed the controlled interruption zone in multiple 2LD namespaces that exhibited evidence of significant collision and collision-like behavior.

As we had previously established bi-directional communication with multiple parties querying these names, we gave our contacts advance notice that we were making changes to the zone and asked them to observe and report the behavior of their systems during the controlled interruption windows.

Despite publishing phone numbers and email addresses via http and Whois, in the event the controlled interruption caused harm, not a single call or email was received.

#### 3.1.5 Effectiveness of Controlled Interruption

As we complete this Final Report in mid 2015, we are in a position to make limited qualitative observations about the effectiveness of controlled interruption and the impact of DNS namespace collisions in general, given the ongoing rollout of ICANN's New gTLD Program. While not a part of our initial tasking, given the timing, recording these observations here seems apt.

As of ICANN's meeting in Buenos Aires, more than 650 new gTLD strings had been delegated. These strings cover the complete range of the taxonomy JAS developed, including strings with a material volume of pre-existing collision activity such as .prod, and .app (which were not eligible for ICANN's alternative path to delegation).<sup>29</sup>

Over the past year, JAS has monitored technical support/discussion fora in search of posts related to controlled interruption and DNS namespace collisions. As expected, controlled interruption caused some instances of limited operational issues as collision circumstances were encountered with new gTLD delegations. While some

---

<sup>29</sup> <http://newgtlds.icann.org/en/announcements-and-media/announcement-2-17nov13-en>

system administrators expressed frustration at the difficulties, overall it appears that controlled interruption in many cases is having the hoped-for outcome.<sup>30</sup> Additionally, in private communication with a number of firms impacted by controlled interruption, JAS would characterize the overall response as “annoyed but understanding and generally positive” – some even expressed appreciation as issues unknown to them were brought to their attention.

It is worth noting that as administrators remedy the underlying DNS issues that caused them to be impacted by controlled interruption, their systems are certainly safer and likely more efficient as a result. This is a point made by several firms in contact with JAS privately.

Additionally, ICANN has received fewer than 30 reports of disruptive collisions since the first delegation in October of 2013. None of these reports have reached the threshold of presenting a danger to human life.

That being said, JAS also is aware of specific examples where controlled interruption, for whatever reason, did not cause underlying DNS issues to be remedied. Based on private contact with a party – a party JAS would consider a large and sophisticated IT operator – we learned their DNS continued to be configured in a way that caused internal DNS queries to be leaked to the Internet even following the controlled interruption period for the TLD string involved. Discussions with this party were not conclusive but JAS suspects that in this specific instance, controlled interruption was probably not disruptive enough to get the attention of operators; or if it did get the attention of operators, the issue was not viewed as important enough to cause action. Based on JAS’ knowledge of the specific circumstances surrounding this operator, it is unlikely that a longer controlled interruption period or an entirely different approach to controlled interruption would have made a difference.

Controlled interruption was not expected to be perfect; few things on the Internet are. However, in general, it does appear that controlled interruption is having the expected impact and is causing at least a portion of systems with DNS namespace collision issues to be remedied. As ICANN does not require TLD operators to collect additional NXDOMAIN and controlled interruption-related logs, additional quantitative analysis and understanding of these issues will continue to be limited.

### 3.1.6 Alternatives to Controlled Interruption

We considered several alternatives to controlled interruption as described above, including several honeypot approaches, use of DNAME, and various 2LD string-by-string and TLD-by-TLD approaches. While we eventually concluded that controlled

---

<sup>30</sup> <http://domainincite.com/17278-victims-of-first-confirmed-new-gtld-collision-respond-fuck-google>



interruption approach offers the most value and presents the least risk, discussion of alternatives is worthwhile.

### 3.1.7 String-by-String Approaches (TLD and 2LD)

While the occurrence and risk associated with DNS namespace collisions is not uniform across all TLDs and 2LDs, our analysis concluded that any collision and any harm could – at least in theory – occur anywhere in the global DNS namespace. We found ample evidence supporting this conclusion, and found that it would be a quixotic undertaking to determine the root cause of every incidence of a DNS namespace collision.<sup>31</sup> With the exception of .corp, .home, and .mail, which are clear outliers for the reasons mentioned earlier, the several root causes we found are not limited to particular strings, new or existing TLDs, or even specific levels of the DNS.

JAS' assessment is, with the exception of .corp, .home, and .mail, that the risk of a collision in the newly applied-for TLD namespaces causing more than a highly localized disruption is low after the recommended mitigation technique is applied. String-by-string and TLD-by-TLD approaches add significant complexity and potential for unintended consequences while adding little if any security value. Not a good tradeoff. As such, we recommend an approach that address the root causes and does not delineate between specific strings unnecessarily.

### 3.1.8 Honeypot Approaches

Significant discussion has occurred in several fora regarding various implementations of a trial delegation that directs traffic to an Internet-based honeypot. The honeypot, run by ICANN or some trusted third party, could serve two functions: 1) Present helpful information for operators reaching the site over http and potentially other protocols; and 2) Collect logs to help identify volume, sources, and potential severity of collision and collision-like activity. Some ideas describe a honeypot that runs for a deterministic time period while others continue the honeypot until some threshold is achieved, indicating risk has been mitigated to an (undefined) acceptable level.

Because collisions are largely a notification problem, we like the concept of honeypot approaches. However, there are some critical traits of honeypot approaches that make them undesirable.

- Whenever logs are collected, the question “for what purpose” must be asked. How much collision activity is “OK” – what is the acceptable risk? Is the threshold the same for all TLDs? Are all query sources to be treated equally – that is, do we look differently upon log entries that *appear* to be from a nuclear

---

<sup>31</sup> *Focused Analysis on Applied-For gTLDs - .cba*, Verisign Inc., September 15, 2013, retrieved January 2014, <http://forum.icann.org/lists/comments-name-collision-05aug13/msg00039.html>

power plant vs. a residential broadband network? These questions, being subjective in nature, may not have answers that can achieve consensus.

- Whenever logs are collected, we must also be vigilant for gaming opportunities. Because there are many interested parties and significant commercial pressures, we assume that competing interests will attempt to exploit any activity that may create an argument for slowing or halting valuable registrations in a TLD. Even the possibility (perceived or actual) of such gaming will virtually assure that gaming occurs.
- There are collision scenarios where returning an Internet IP address will cause traffic to be sent over the Internet that was never previously sent. Ever conscious of “cure being worse than the disease” concerns, we certainly do not want to open these hosts to new risks while we try to help them. Additionally, we are informed by the vulnerability we discovered on this matter; for machines impacted by the issue, honeypotting a popular port will *assure* that sensitive information is transmitted in the clear over the LAN and the Internet to the honeypot. Absent the honeypot, transmission of this sensitive information is not assured. Controlled interruption should not *decrease* the security posture of a system, even temporarily. Or, as Verisign cleverly said in their public comment, we don’t want to risk turning “Controlled Interruption” into “Controlled Exfiltration!”<sup>32</sup>
- As security researchers have long known, a lot of potentially sensitive information appears in logs. Usernames and passwords regularly appear in http logs. Other protocols raise similar concerns. Our experience confirms that any advertised honeypot IP will receive a host of sensitive information. Managing this information – and convincing the global Internet community that the data is being handled responsibly – is another hurdle with any honeypot approach.
- Different global legal jurisdictions place restrictions on data collected after it is “solicited.” As advertising a honeypot IP could be argued as “soliciting traffic,” the resulting data may have legal protections, further adding to the complexity.
- Very limited experience exists related to large-scale honeypotting of the service discovery protocols and corporate directory protocols that dominate colliding DNS queries. SAC06<sup>33</sup> contains a lengthy discussion of the unintended consequences of these sorts of interactions with non-HTTP protocols. There is sufficient risk of causing collateral damage and unintended consequences.

The final four bullets describe our rationale for a 127/8 IP address that does not cause traffic to leave the host, thereby avoiding those pitfalls.

---

<sup>32</sup> <http://forum.icann.org/lists/comments-name-collision-26feb14/pdffjLkllhcj4.pdf>

<sup>33</sup> <https://www.icann.org/en/system/files/files/report-redirect-com-net-09jul04-en.pdf>

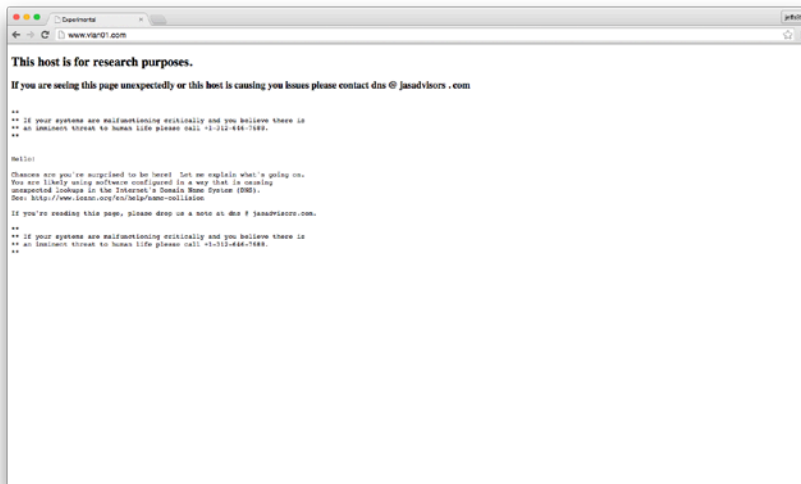


We also considered a variation wherein the honeypot would be an RFC 1918 IP address as opposed to an Internet address – thereby allowing private network operators to monitor and capture the resulting traffic. However, we ruled out this variation due to the potential for unintended consequences if the RFC 1918 IP happened to be in-use in the network where the affected party resides, and because of the potential for causing general confusion. An operator with the requisite sophistication to redirect or capture RFC 1918 traffic likely also has the requisite sophistication to react appropriately to 127/8 responses.

From our research, we learned that much of the offending application layer traffic related to DNS namespace collisions is not user/“eyeball” HTTP rendered in a browser. In retrospect, this makes sense: a large proportion of the non-random-label traffic is still machine-generated related to Microsoft Active Directory, Bonjour, and Web Proxy Auto-Discovery Protocol (WPAD) protocols to name a few. Messaging via an HTTP honeypot – however useful and well-intended – is unlikely to ever be viewed by a human.

We tested this theory by hosting a number of HTTP honeypots in known high-collision second level registrations, an example of which can be found here:

<http://www.vlan01.com/>



Even though all of our HTTP honeypot pages contained the overt request to contact us, JAS received not a single notification. Reviewing our HTTP logs, less than 8% of DNS resolutions ultimately led to the retrieval of one of our HTTP honeypot pages. Reviewing the HTTP logs further, less than 12% of those 8% reported an HTTP user-agent that could be considered a user-facing application (i.e. a Browser).



The other benefit of a honeypot is the data it generates for future analysis. However, as we saw with the JASBUG<sup>34</sup>, a honeypot would also generate a potentially long-lived target list of hosts or domains with vulnerable DNS configurations, vastly increasing the risk (and potential liability) to the operator of such a honeypot.

Additionally, there is a specific scenario related to JASBUG we are concerned about: there is an insidious downgrade attack where a Microsoft Active Directory Member and Domain Controller can be tricked into communicating security-critical data including Group Policy Objects, SMB mount points, and login scripts over unencrypted and unauthenticated HTTP (WebDAV). This is information that would be communicated with an HTTP honeypot over the Internet in the clear if such a “controlled interruption” honeypot were implemented. This becomes a clear example of what Verisign correctly worried about as “Controlled Exfiltration”<sup>35</sup> and would cause information to be transmitted over the Internet in the clear that very likely would not be transmitted absent this honeypot. This risks causing a net reduction in the security posture of the impacted systems – the very systems we’re attempting to help.

As such, JAS believes the risk of operating such a honeypot does not justify the value and recommends against such an implementation.

### 3.1.9 DNAME Approaches

We considered multiple schemes using DNAME records in an attempt to emulate similar controlled interruption behavior. While we concluded that these schemes are not feasible and are less effective than localhost-based ideas, discussion is worthwhile.

One option could be implemented via DNAME records in the root. We quickly considered this option infeasible due to the difficulties, unknowns, and potential for unintended consequences surrounding the placement of DNAME records in the root; furthermore, such an approach is very likely incompatible with the IANA/Verisign/NTIA root zone management system as currently implemented and might require modifications to the IANA Functions contract.

However, using wildcards in the delegated zone is a more viable option and emulates most of the desired behavior.

---

<sup>34</sup> <https://www.jasadvisors.com/jasbug-improper-use-of-the-dns-for-authentication-and-over-the-internet-exploitation-scenarios/>

<sup>35</sup> <http://forum.icann.org/lists/comments-name-collision-26feb14/pdfjLkllhcj4.pdf>



Consider a wildcard DNAME record within the origin of the TLD zone pointing to some identifiable target (e.g., "you-need-to-change-your-dns-config-see-collisions-dot-icann-dot-org."). The target should not be resolvable in order to force an NXDOMAIN response (note that this assumes the specific DNAME implementation returns an NXDOMAIN instead of SERVFAIL or something else – given the relative newness of DNAME in the DNS protocol suite and its lack of significant exercise in implementations, unusual implementation decisions and/or behavior can't be ruled out).

When considering DNAME approaches, client support is a paramount concern. While the experiments<sup>36</sup> conducted by Geoff Huston and George Michaelson are valuable and informative, they are biased to heavy clients and human browsing (running Flash and receiving ads). The situation before us is far less biased to these types of clients, so client support is in question at best. Proper support of DNAME (RFC 2672 circa 2000) in legacy, possibly misconfigured, devices is probably less likely than proper localhost support (RFC 1122 circa 1989).

DNAME-based approaches do offer additional flexibility when compared to localhost redirection approaches, specifically in the ability of sophisticated operators to observe, control, and redirect the responses. But again, an IT operation sophisticated enough to control DNAME queries has plenty of other options available to manage DNS namespace collisions. Catering to sophisticated IT operators by providing flexibility and options seems to come at the expense of simplicity, predictability, and widespread client support.

Finally, DNAME-based approaches don't necessarily interrupt, negating the whole purpose of controlled interruption. The DNAME redirect to return NXDOMAIN means folks can continue on as they're currently doing. They won't notice anything so they won't fix it, defeating the purpose of the interruption.

As such, we consider DNAME-based approaches inferior to localhost-based approaches.

### 3.2 Root Level Data, Monitoring, and Day-In-The-Life (DITL)

We blogged<sup>37</sup> about our experiences using the DNS-OARC-maintained "DITL" datasets; these datasets are truly invaluable albeit limited for researchers looking

---

<sup>36</sup> *draft-jabley-dnsop-as112-dname-01: AS112 Redirection using DNAME*, Abley, Dickson, Kumari, Michaelson, October 12, 2013, retrieved January 2014, <http://tools.ietf.org/html/draft-jabley-dnsop-as112-dname-01> (see Appendix A: *Assessing Support for DNAME in the Real World*)

<sup>37</sup> *Demystifying DITL Data [Guest Post]*, Kevin White, JAS Global Advisors LLC, November 16, 2013, retrieved December 2013, <http://domainincite.com/15068-demystifying-ditl-data-guest-post>



into global Internet DNS traffic. Conscious of the calls for additional datasets and monitoring at the root level, we want to discuss the objectives of monitoring and logging systems at a meta level.

When considering monitoring and logging systems, one must always start with the “for what purpose” questions. Different data consumers have different requirements. For example, operators interested in emergency response demand a low-latency, actionable, “ticket” type of monitoring. They want the “this hard drive is dead” ticket as soon as possible after it dies. Capacity planners want intermediate-latency data with some ad-hoc aggregation and trending capabilities to answer questions like “how much data do we have and what is the growth rate?” Product managers want high-latency, highly detailed data repositories that can answer a full range of complex ad hoc queries to observe behaviors, trial new product ideas, etc.

Obviously, these very different consumers have very different requirements driving very different technical implementations.

We observe that from an availability standpoint, low-latency ticket/availability data is already available for the root. Albeit in a highly decentralized fashion, the DNS root is probably one of the most highly monitored systems on Earth in that regard.

Conversely, DITL datasets are at the other end of the spectrum: extremely high latency (one 50 hour period annually), voluminous and unstructured data suitable only for compute-intensive ad hoc analysis by expert researchers.

While individual root operators certainly have a full range of data available to them, there is nothing in the middle available to researchers or the Internet at large.

Looking from a slightly different angle, the *availability* and *content* of the root is exceptionally well monitored with low latency but the *queries* to the root are much less visible.

We believe there is a need for a medium-latency, aggregated, and more “consumable” data stream from the root operators containing aggregated summary data describing the queries seen by the root. This new feed should be in a reasonably accessible and well-documented format like CSV, XML, or YAML and ideally have latency on the order of a few days. Mindful of the numerous issues surrounding such an undertaking, we recommend that ICANN, DNS-OARC, and the root operators explore such a mechanism.

We note ongoing efforts by the Root Server System Advisory Committee (“RSSAC”) to address monitoring, and the forthcoming publication of RSSAC 002: *Recommendations on Measurements of the Root Server System*. We applaud the



proactive efforts of some root operators to increase the fidelity of root server monitoring.

RECOMMENDATION 11: ICANN, DNS-OARC, and the root operators explore a medium-latency, aggregated summary feed describing queries reaching the DNS root.

Over the course of our research, we were also surprised to find that authoritative historical information regarding the contents of the root zone is not always available. A significant proportion of historical information is only captured informally in email threads and in the heads of various luminaries. As such, we also recommend that a single, authoritative archive for root data be established.

RECOMMENDATION 12: ICANN, DNS-OARC, and the root operators explore establishment of a single, authoritative, and publicly available archive for historical data related to the root.

We recognize that data and measurement regarding the DNS namespace collision phenomenon is important. One of the attractive features of a honeypot approach is that it provides a new, high fidelity, and low latency data stream describing this behavior. In lieu of the honeypot, we recommend ICANN explore collecting NXDOMAIN and controlled interruption (127.0.53.53 query response) entries in DNS query logs from registry operators and contribute them to an independent data repository such as DNS-OARC where they may be analyzed by the research community. To limit the potential for commercial gaming or use by malicious parties, we recommend that logs be provided six months in arrears. If such logs are collected commencing with delegation, the long-term effectiveness of controlled interruption may be measured; we believe it important to be informed by these metrics when considering future mitigation techniques in delegated and un-delegated DNS namespace.

RECOMMENDATION 13: ICANN explore collecting NXDOMAIN and controlled interruption (127.0.53.53 query response) entries in DNS query logs from registry operators and contribute them to an independent data repository such as DNS-OARC for further analysis. To limit the potential for commercial gaming or use by malicious parties, we recommend that logs be provided six months in arrears.

## 4 Collisions in Existing DNS Namespace

Because of the popularity of .com, typical software behavior, and common DNS search path configurations/practices, collisions at the 2LD level within .com likely occur at a higher frequency than collisions at any other location in the DNS (2LD and TLD). Because of the sheer size and prevalence of .com, this is not unexpected. With respect to collisions, .com is a victim of its own success. Recently, other researchers have quantified the order of magnitude of collisions within .com using different datasets.<sup>38</sup> Noted security researcher Robert Stucke spoke at DEFCON 21 about vulnerabilities he discovered by leveraging DNS namespace collisions within .com.<sup>39</sup>

Researching collisions in existing TLD namespaces was a part of our engagement. Over the course of this study, JAS registered several 2LDs to enhance our understanding of this phenomenon and collect additional data. Based on behaviors uncovered during our research, we made educated guesses as to where problematic collisions may occur. These registrations immediately generated a surprising amount of traffic.

It is worth noting that while selecting 2LDs to register for our research, we made use of publicly available tools designed to facilitate “domain drop catching” and various “squatting” activities. One such tool offers to the public the ability to find 2LDs within .com that are “available with traffic” – the very definition of a DNS namespace collision – at the second level within the Internet’s most popular TLD.

While we understand the commercial value of this service, as security practitioners we are deeply concerned about this type of functionality. As such, we recommend that ICANN request that the appropriate bodies (GNSO, SSAC, etc.) further explore issues relating to collisions in existing DNS namespace, the practice of “domain drop catching,” and the associated data feeds that may be leveraged by attackers when attempting to exploit collisions.

**RECOMMENDATION 14:** ICANN request that the appropriate bodies further explore issues relating to collisions in existing DNS namespace, the practice of “domain drop catching,” and the associated data feeds that may be leveraged by attackers when attempting to exploit collisions.

---

<sup>38</sup> <http://forum.icann.org/lists/comments-name-collision-05aug13/pdf056yDnxGje.pdf>

<sup>39</sup> <http://www.youtube.com/watch?v=ZPbyDSvGasw>

#### 4.1 Malware/adware/click fraud tools

We found that malware, adware, and click fraud tools generated a significant proportion of the observed random and pseudo-random string queries; queries related to malware/adware/click fraud tools explain in excess of 20% of the total queries returning NXDOMAIN in DITL datasets.

Referring to Appendix B, a large proportion of the total number of DNS queries observed in DITL datasets contain seemingly random, pseudo-random, machine-generated or otherwise linguistically nonsensical qname components. In some TLDs, as much as 20-30% of the observed queries fall into this category. The vast majority of the random and pseudo-random labels we detected are likely related to:

- Win32/Protector malware family (multiple variants)
- Conficker/W32.Downadup (multiple variants use random 8-11 character and random to 4-9 character DNS labels)<sup>40</sup>
- Kraken and Torpig botnets utilize more complex label generation algorithms as described in the paper referenced in the footnote<sup>41</sup>
- Multiple click fraud and search optimization toolkits

It's worth noting that the Google AdSense network now prohibits generation of random numbers within ad code to limit the potential for click fraud.<sup>42</sup> This policy seems to have been implemented by Google roughly in 2010 and we expect other ad networks behave similarly at this point.

While not malware/adware or a click fraud tool, the Google Chrome browser is responsible for a significant proportion of the observed DNS queries containing a random label. When Chrome browser is started, it attempts to connect to three random domains like <http://jdwhvnehaz/> or <http://odheucnlwq/>. This of course generates the requisite DNS queries (and related queries due to local operating system DNS search path processing and DNS path devolution). The result is that a set of DNS queries containing a random 10 character label is transmitted at Chrome startup (and in some circumstances, routinely on an ongoing basis).<sup>43</sup> When observed from the perspective of the Internet DNS, the initial three queries generated by Chrome often result in more total DNS activity due to local operating system DNS search path processing.

The stated purpose of these queries in Chrome is to detect the presence of an upstream DNS server that may be rewriting NXDOMAIN responses. We note that

---

<sup>40</sup> <http://mtc.sri.com/Conficker/>

<sup>41</sup> <http://www.ece.tamu.edu/~reddy/papers/tnet12.pdf>

<sup>42</sup> <https://support.google.com/adwordspolicy/answer/176108>

<sup>43</sup> <https://groups.google.com/a/chromium.org/forum/-!topic/chromium-discuss/F70-k PGhEg>



other software may utilize a similar tactic and be responsible for additional randomized queries.

Noting that “random detection” is an imperfect art, the above items in aggregate account for nearly 80% of the random and pseudo-random labels we detected in DITL datasets and in excess of 41% of the total NXDOMAIN traffic described in the DITL datasets. This is consistent with the observation that the “Alternate Path to Delegation” Second Level Domain (SLD) Collision Block Lists published by ICANN are comprised largely of these seemingly random, pseudo-random, machine-generated or otherwise linguistically nonsensical labels.<sup>44</sup>

---

<sup>44</sup> <http://newgtlds.icann.org/en/announcements-and-media/announcement-2-17nov13-en>



## 5 Etiology of DNS Namespace Collisions

Observing DNS queries that generate NXDOMAIN responses is only half of the story. It is important to understand what software is generating these queries and why. To gain insight into this, we needed to observe application layer network traffic related to the DNS queries.

Because DNS namespace collisions are not unique to any specific top level domain – new or legacy – we found the easiest mechanism for observing application layer traffic was to purchase “colliding” second level registrations on the open market and direct those DNS registrations and resulting application layer traffic to servers we control. Over the course of this study, JAS registered in excess of fifty (50) 2LDs using the open market and received support from others – notably the owner of corp.com Mike O’Connor – who graciously provided data and/or delegated domains to JAS temporarily in support of this research.

To select the domains for registration, we used a combination of freely available tools, results of our DITL analysis, and our own intuitions concerning underlying behaviors as the study progressed and we collected additional data. As mentioned previously, we made use of publicly available tools designed to facilitate “domain drop catching” and various “squatting” activities – particularly one such tool that offers to the public the ability to find 2LDs within .com that are “available with traffic” (a DNS namespace collision by definition). As we became more informed about collision behavior, we were able to leverage this tool to find troubling registrations like vlan01.com, oauthproxy.com, and the registrations that eventually led us to discover the JASBUG vulnerability in Microsoft products.



Shown below is a selection of domains either registered by JAS on the open market or that are owned by others and were temporarily delegated to JAS in support of this research:

02proxy.com	pfizercorp.com
anams1.com	prn-03.com
anams2.com	proxy-berlin.com
anams3.com	proxy-chicago.com
anams4.com	proxy-london.com
anams5.com	proxy-singapore.com
anams6.com	rucampinginohio.com
apa-server2.com	sharnetcorp.com
bookchicagolimo.com	sipexternal.net
bqcproxy.com	sipinternal.net
bwproxy.com	taogroupit.com
chicagoetribune.com	taolvbes1.com
chicagohighrise.net	taolvdc1.com
cmsproxy.com	taolvfile2.com
columbusohiozoo.net	tiretownchicago.com
corp.com	vlan01.com
default-first-site-name.com	vlan101.com
etijercorp.com	vlan141.com
holasa0.com	vlan142.com
holasa01.com	vlan143.com
holasa02.com	vlan144.com
holasa03.com	vlan145.com
ichicagowedding.com	vlan400.com
iisproxy.com	vlan403.com
lvfs1-2k.com	vlan404.com
nalucorp.com	vlanb.com
nysproxy.com	wjccorp.com
oauthproxy.com	wnadroot.com
ohiomowerdealer.com	
oilgasleaseohio.net	

Based on our research, knowledge gained by observing DNS namespace collisions in existing TLDs, and a review of research done by others concerning DNS namespace collisions, we classified the behaviors leading to collisions. Organizing the classification into a taxonomy leads to an understanding that: (1) very few root causes seem to explain the vast majority of colliding behavior, and (2) nearly all root causes appear in all TLDs in differing proportions. Only .corp, .home, and .mail are clear outliers.





The classification was based on: (1) the diversity of querying source IP addresses and Autonomous Systems; (2) the diversity of labels queried; (3) applying sophisticated “randomness detection” to strings and substrings; (4) presence of linguistic terms and colloquialisms in strings and substrings; (5) temporal patterns; and (6) analysis of the Regular Expressions of the labels queried within each TLD and across all TLDs.

Additionally, we considered the frequency of occurrence, how easily occurrences were explained by a single etiology, the nature of the string (a long-lived generic term as opposed to a string related to a specific vendor/technology), evidence of use in documentation, examples, and evidence of hardcoded use in software/firmware.

Development of this taxonomy was supported by the data in the Appendices to this report as described in the sections below.

We found that the taxonomy does not directly translate to mitigation techniques but rather mitigation techniques addressing the small number of root causes are applicable to all TLDs.

Because JAS is aware of specific instances where DNS configurations have not yet been remedied, we will list a count of strings in each category as opposed to listing explicit strings, as publishing the discovery of a specific operator’s DNS misconfiguration may expose that operator to increased risk. Where possible, JAS has attempted to reach operators privately and provide pointers to ICANN’s collision resources.

Below are the categories and counts for the JAS DNS Namespace Collisions Taxonomy. This study attempts to classify the 1,388 unique strings applied-for in the latest ICANN new gTLD round to a set of five basic root causes – the sixth category being unknown for strings that do not fit well into the other five.

Note this is an attempt to classify the applied-for TLD strings; previous classifications by JAS and others have been attempts to categorize the observed DNS queries.

It’s important to note that the precise numbers are certainly debatable and not intended to be individually meaningful; the meaning from this presentation is derived from the categories themselves and the overall high-level proportion between the categories.

Category	Count (of 1388)	%
Likely intentional internal TLD use (name/brand/acronym)	443	32%
Other/unknown	411	30%
Likely ISP/facility suffix	221	16%
Likely intentional internal TLD use (concept/non-brand term)	197	14%
Likely unintentional internal use (other/unknown)	98	7%
Likely unintentional internal use (2LD leakage)	18	1%

### 5.1 Likely intentional internal TLD use (name/brand/acronym)

This etiology very likely explains more instances of DNS namespace collisions than any other single root cause. This is the scenario where a business or user is intentionally using a TLD internally that is representative of their business or person. If the category described below in 5.3 could be thought of as a “horizontal” pattern, this is the related “vertical” pattern. An example of this scenario would be company NewCo using .newco as the root of their internal DNS.

Less blatant scenarios include situations where hostnames or devices have an internal TLD appended to their configured hostname “printer01.chicago.newco” or are configured into their DNS search path causing the local DNS resolver to generate queries ending in .newco that may leak to the Internet. In speaking with several enterprises impacted in this way, we found that often hostnames are assigned by DHCP and unintended consequences of not well understood DHCP configuration parameters were causing this behavior.

Because of the behavior of modern DNS local stub resolvers, both the mere configuration of a hostname with a TLD extension (“printer01.chicago.newco”) and/or intentional configuration of a TLD (“.newco”) into local or site DNS search path processing may lead to this behavior.<sup>45</sup>

Referring to Appendix A, TLDs falling into this category tend to have a high representation of regular expressions describing hostnames resembling internal machine/device naming schemes (“printer”, “server”, and the like). If end-user clients receive a hostname from DHCP ending in such a TLD, we also find the presence of “Google Chrome 10 strings” indicating that the Google Chrome browser is being used in the environment (and DNS search path processing is appending the internal TLD to the random string). Referring to Appendix B, TLDs in this category also tend to have lower source diversity.

<sup>45</sup> <https://www.icann.org/en/system/files/files/sac-064-en.pdf>

## 5.2 Likely ISP/facility suffix

Scenarios where a local facility or ISP – knowingly or unknowingly – appends a suffix to DNS queries fall into this category. We found a number of examples of hosting providers appending TLDs to what appear to be client DNS queries, likely due to configuration of their recursive resolvers. Similarly, some ISPs use firmware or configurations that cause customer premise equipment (CPE) to append various suffixes to client DNS queries. Several examples of these scenarios have been described publicly as related strings experience controlled interruption.

Like the above scenario, due to the behavior of modern DNS local stub resolvers, both configuration of a hostname with a TLD extension and/or intentional configuration of a TLD into local or site DNS search path processing may lead to this behavior.<sup>46</sup> Another common scenario is an ISP that assigns seemingly “dummy” hostnames to clients using DHCP that are not rooted in a DNS namespace they control.

Referring to Appendix A, TLDs falling into this category tend to exhibit regular expressions that appear to describe client behaviors including: “Google Chrome 10 strings,” English words typed into browser URL bars, and DNS label components describing (or even stating outright!) an ISP or service provider. Referring to Appendix B, TLDs in this category also tend to have lower source diversity that correlates to a small number of Autonomous Systems.

The primary difference between 5.1 and 5.2 is the “who:” 5.1 describes the scenario where it appears that the observed behavior is triggered largely by configuration within an enterprise whereas 5.2 describes behaviors where an ISP, vendor, or hosting facility appears to be triggering the observed behavior.

## 5.3 Likely intentional internal TLD use (concept/non-brand term)

These scenarios involve IT operators internally using TLDs that have some linguistic meaning but are not otherwise tied to their brand. DNS namespace collisions discussed in various technical support fora involving the .prod (for “production”) and .app (for “application”) namespaces are good examples. This category is the “horizontal” to category 5.1’s “vertical.” JAS is aware of several large sophisticated technology operations that exhibited this behavior and remedied it following controlled interruption. As with the above categories, DNS search path processing and query devolution is often a factor.

TLDs in this category tend to have higher Appendix B source diversity (as they are being used by multiple entities) and Appendix A regular expressions resembling internal machine/device naming schemes.

---

<sup>46</sup> *ibid.*

#### 5.4 Likely unintentional internal use (other/unknown)

JAS applies this category to strings that appear to have limited use related to a single business but otherwise the behavior is not understood and does not fall into any of the above categories. We suspect several of these instances are explained by localized misconfigurations and/or software bugs.

#### 5.5 Likely unintentional internal use (2LD leakage)

This category describes a specific occurrence where an internal TLD appears to be removed from internal DNS queries and the resulting qnames are transmitted to the Internet. For example, a large enterprise using a resource named “files.marketing.chicago.newco” may leak qnames ending in “.chicago” to the Internet if the suffix is removed by DNS search path processing and query devolution. Strictly speaking, this behavior could be considered a subset of one or more of the categories above.

#### 5.6 Other/Unknown and too little data

This category is the catchall for strings either experiencing little or no observable collision activity or the observable behavior was not understood and did not fit into any of the other categories.

#### 5.7 On .corp, .home, and .mail

JAS believes that the widespread use of .corp and .home stems largely from the belief by operators that they may be used safely as private TLDs. RFC 6762, Appendix G, published in 2013,<sup>47</sup> accurately describes this state:

*Some network operators setting up private internal networks (“intranets”) have used unregistered top-level domains, and some may have used the “.local” top-level domain. [...]*

*We do not recommend use of unregistered top-level domains at all, but should network operators decide to do this, the following top-level domains have been used on private internal networks without the problems caused by trying to reuse “.local” for this purpose:*

*.intranet.  
.internal.  
.private.  
.corp.  
.home.  
.lan.*

---

<sup>47</sup> <https://tools.ietf.org/html/rfc6762>

Based on the data and JAS' experience, "reclaiming" .corp and .home from this unofficial use-case would be a significant undertaking, very likely causing some degree of disruption to a wide range of networks. While not an endorsement of this use-case, RFC 6762's *mere recognition* of the apparent safety of .home and .corp for use in private namespaces is material and seems consistent with the "Convention over Configuration" attitude that permeates so many things on the Internet.

Mike O'Connor generously delegated corp.com to JAS for a period during our analysis. Corp.com may be considered a rough proxy for .corp as on failing a query into .corp many systems will attempt the same query into corp.com in common DNS configurations. The volume of DNS queries into corp.com is nothing short of *staggering*; JAS observed query rates at times exceeding 30 queries/second from a wide range of systems globally. Hundreds of thousands of unique qnames were seen over the relatively short time JAS was delegated corp.com. The rate did not seem to be materially impacted by JAS or Mike O'Connor's publication of multiple controlled interruption-like zones, which may indicate that a number of the sources are devices, non-technically-savvy users, and/or small businesses either unable to understand issues and/or unable to be remediated. Many – but not all – queries seem related to Microsoft Active Directory systems which very often are rooted in ".corp" per an unfortunate Microsoft configuration example more than a decade ago.

The situation with .mail is slightly different. Our analysis of .mail indicates that its use seems less about intentional use rooting an internal namespace and more about legacy configurations. "Reclaiming" .mail from these legacy use-cases would almost certainly be disruptive, although probably not to the extent of .corp and .home.



## 5.8 Use of Interisle categories in the appendices

JAS used Interisle's label category descriptions when possible to maintain compatibility between reports.<sup>48</sup> Additional categories were added by JAS and appear in the appendices; they are defined below:

<b>Interisle Categories:</b>	
Tables 10-11 (page 47) of the Interisle report <sup>49</sup> define the "INCATx" categories we use in this report. The first row of the Interisle table is INCATB, the second is INCATC, etc.  The label 'INCATA' is not used in the JAS reports.	INCATB – INCATL
<b>Additionally, JAS added these categories:</b>	
qname > 253 bytes in length OR sld contains non-LDH characters OR sld byte positions 2-3 are '--' but positions 0-1 are not 'xn' OR sld starts or ends with a hyphen	INVALID
Length of the SLD is < 3 bytes	SHORTSLD
First 4 bytes of sld are 'xn--' but remainder is not valid punycode	INVALIDPUNYCODE
Possibly random 10 character leftmost label based on random detection algorithm	RANDOM10

<sup>48</sup> <https://www.icann.org/en/system/files/files/name-collision-02aug13-en.pdf>

<sup>49</sup> *ibid.*

# Appendix A: Horizontal Study

---

*Representative Regular Expressions across NXDOMAIN Responses*





# ▣▣ Collisions PATREC

Arnoldo J. Müller-Molina  
simMachines

arnoldoMuller@simmachines.com

Jeff Schmidt

JAS Global Advisors

jschmidt@jasadvisors.com


Kevin White

JAS Global Advisors

kwhite@jasadvisors.com

## Abstract

This pattern recognition study contains a list of regular expressions that are over-represented in the DITL data-sets for 2006-2013.



# PRELIMINARIES

## :: 1.1 Introduction

In this study, we analyze nonexistent domain (NXD) responses issued from the Root Nameservers in response to queries for names within proposed new Generic Top Level Domains (gTLDs). We focus our analysis on the Second Level Domain (SLD) strings in these queries.

This pattern recognition study uses similarity search and a string metric functions to identify over-represented motifs or patterns concerning the entire population of queries resulting in NXD responses. The data source is the "Day In The Life" (DITL) data collected by the DNS-OARC<sup>1</sup> for years 2006 - 2013.

This study is a collaborative effort between [JAS Global Advisors](#) and [simMachines](#).

This is a technical report for use by those knowledgeable in computer science and statistical analysis. It is not meant to draw conclusions in the issue being discussed, it is meant to inform by providing pattern recognition analysis for review.

## :: 1.2 High Level Procedure

In order to extract regular expressions from billions of strings within the premises of the OARC clusters a tightly coupled set of refinements was implemented. In general terms, the following steps were executed:

---

<sup>1</sup><https://www.dns-oarc.net/oarc/data/ditl>

- ▶ Random label detection: at first, the algorithm detects strings likely generated at random.
- ▶ Once a set of representative strings is selected, we find centroids in string spaces that will be the foundation for string alignments.
- ▶ By aligning multiple strings, it is possible to calculate entropy levels of a string cluster. We minimize entropy of those clusters.
- ▶ A position weight matrix (PWM) is created from the cluster and from this, the regular expressions are generated. The graphics we include are a summary of the PWM.

### :: 1.3 Background

Every year, the Domain Name System Operations Analysis and Research Center (DNS-OARC) collects data from DNS nameservers through various means as the annual Day In the Life of the Internet (DITL) collection effort. The data set consists of billions of records that include various measurements including the Domain Name that was being queried, for example:

```
db._dns-sd._udp.home
```

Many of these queries will contain randomly generated numbers so for example a query would look like:

```
fritzbox12313242342.home
fritzbox37843487932.home
```

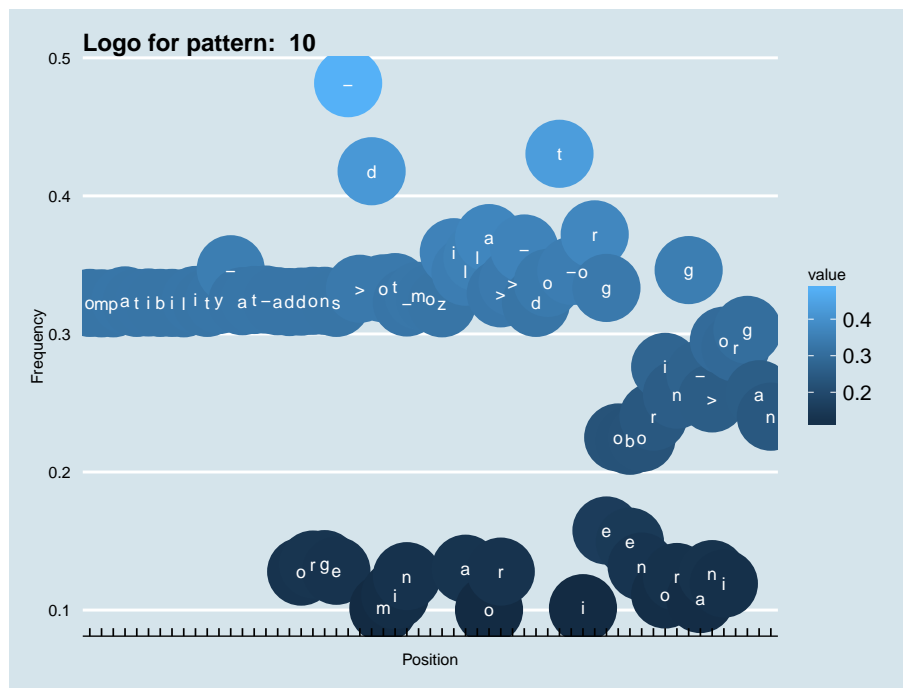
With arbitrarily complex string generation algorithms, it is necessary to extract the gist of the string in the form of a regular expression or equivalent in order to explain a potentially large amount of strings that share similar elements. In the case of the example above we would like to infer the regular expression:

```
fritzbox\d+[.]home
```

Our objective is then to discover over-represented regular expressions out of the queries that are received by Domain Name Servers. The input is a very large set of strings and the output is an enumeration of regular expressions or a suitable visualization such as the Position Weight Matrices (PWM) that will explain over-represented patterns. PWMs are commonly used to represent patterns in biological sequences. Please review this article [2] for a description of a PWM. A visualization of a PWM looks like the image of figure 1.1.



Figure 1.1: Regex visualization for pattern



The X axis (Position) represents a character position in the pattern and the Y axis is the frequency of each character. Each ball contains a character and by looking at characters of similar frequencies it is possible to identify sub-patterns that may not be clear from the regular expression. For example “compatibility-at-addons” is a sub-pattern that does not emerge clearly from the original regular expression:

```
.{0,17}+[d]?+[do]?+[or]?+[gn]?+[es]?+[-]?+[>]?+[d]?+[mo]?+[it]?+[-n]?+[m]?+[o]?+[z]?+[i]?+[al]?+[l]?+[ao]?+[>r]?+[>]?+[-]?+[d]?+[o]?+[t]?+[-]?+[io]?+[r]?+[eg]?+.{0,18}+
```

The technique itself is inspired in Motif Discovery commonly used in Computational Biology to uncover Transcription Factor Binding Sites patterns. These techniques fundamentally employ sampling methodologies that heavily rely on randomness. The technique works well because they are executed in a constrained set of Genetic sequences. The DITL data-set is at least an order of magnitude larger than the human genome and since the analysis is applied on a wide scale, we must use alternatives procedures that will converge faster.

Similarity search or Nearest Neighbor is a suitable solution for this problem. Traditionally, similarity search has been considered a very expensive operation specially for metric and pseudo-metric spaces. During the past 12 years we have been working on a similarity engine that improves other techniques by an order of magnitude. For more information please visit [simMachines](#). We used the index to cluster the entire data-set (about 2 billion records). The clustering algorithm will return many groups of similar strings. We use a clustering algorithm that discovers an arbitrary number of quality clusters where quality is a function of density and size. The number of clusters discovered is determined in real-time so you do not have to impose a number of clusters. The clustering algorithm will provide a “center” for each group, this object is then compared against all the other elements in the cluster by using Smith Waterman Algorithm [1] to align the center and each object of the cluster. This alignment process is then used to build a PWM. From the PWM is possible to infer a regular expression. For more information about these techniques please read our [KDNuggets Article](#).

#### :: 1.4 Event Description

There are properties associated to each record such as protocol type, the root id for example “j”, “i” and the type of request. We list those properties by frequency and we call them “events” for each pattern.

#### :: 1.5 Regular Expressions

The output of the regular expression is POSIX, we adhere to the regular expressions of the [Java language](#) as we use the generated expressions against the entire data-set in order to validate the results of the inference against real data.

# REGULAR EXPRESSIONS

In this chapter, we list the patterns discovered with our methods. In each section we list the pattern, the corresponding frequency, the ration the frequency represents in the entire data-set, the list of events associated and finally a visualization that shows more clearly the regular expression.

## :: 2.1 Pattern: 1

Information for pattern:

```
.{0,2}+[de]?+[er]?+[is]?+[cs]?+[a][n][e][-]?+[e]?+[rt]?+[-e]?+[s]?+[m]?+.{0,25}+
```

- ▶ Records that match the regex: 「 116192792 」
- ▶ Corresponding ratio: 「 0.12487091273129493 」

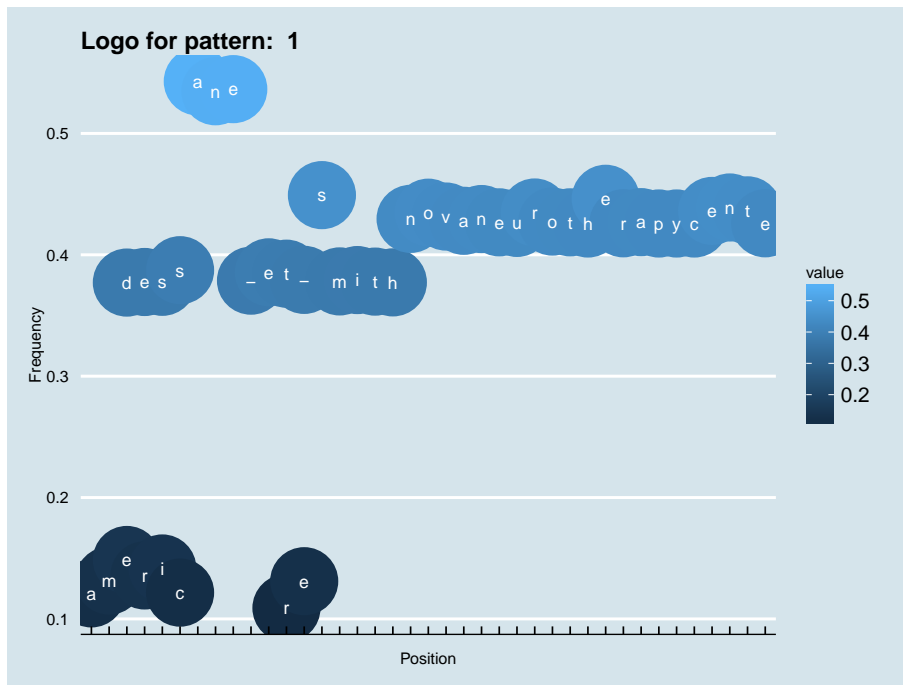
Top events found for the pattern are shown in table 2.1. Visualization of the pattern is shown in figure 2.1

Event List	
Event	Frequency
type/A6	3.36027837580989E-4
type/TXT	2.5496417790645795E-4
type/SPF	1.7046151901465925E-4
type/ANY	1.5514400156349802E-4
protocol/tcp	1.2061644942213072E-4
type/DS	6.308951532803058E-5
type/PTR	4.0181481792006397E-5
type/NAPTR	2.9793554781347273E-5
type/CNAME	1.1221884320846526E-5
type/Type64024	1.1821559809357574E-8
type/Type0	7.522810787773001E-9
type/Type63592	4.298749021584572E-9
type/Type256	4.298749021584572E-9
type/Type10716	4.298749021584572E-9
type/Type59720	4.298749021584572E-9
type/Type64808	2.149374510792286E-9
type/Type64040	2.149374510792286E-9
type/7168)	1.074687255396143E-9
type/Type4124	1.074687255396143E-9
type/Type63096	1.074687255396143E-9

Table 2.1: Top events found for the pattern: 1 (Section 2.1)



Figure 2.1: Regex visualization for pattern: 1



⌘ 2.2 Pattern: 2

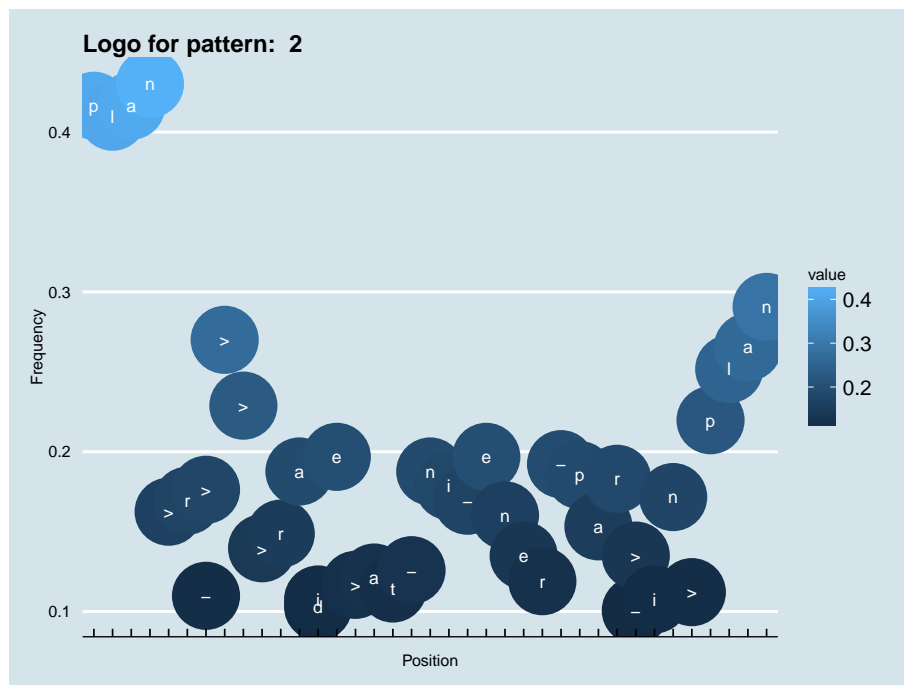
Information for pattern:

```
.{0,19}+[r]?+[a]?+[di]?+[e]?+[>]?+[a]?+[t]?+[-]?+[n]?+[i]?+.{0,2}+[-]?+[e]?+[n]?+[e]?+[r]?+.{0,2}+[-]?+[p]?+[a]?+[r]?+.{0,16}+[->]?+[i]?+[n]?+[>]?+.{0,16}+
```

- Records that match the regex: 「 111899384 」
- Corresponding ratio: 「 0.12025684187147909 」

Top events found for the pattern are shown in table 2.2. Visualization of the pattern is shown in figure 2.2

Figure 2.2: Regex visualization for pattern: 2



Event List	
Event	Frequency
type/TXT	2.4730488183724965E-4
type/SOA	2.0720292690214258E-4
type/SPF	1.6404886016171044E-4
type/ANY	1.5298388018015175E-4
protocol/tcp	9.847359321194859E-5
type/NAPTR	2.9793554781347273E-5
type/CNAME	1.0701735689234792E-5
type/PTR	7.763540732981737E-6
type/DS	1.5260559026625232E-7
type/Type64024	1.1821559809357574E-8
type/AFSDB	5.3734362769807155E-9
type/Type0	5.3734362769807155E-9
type/Type63592	4.298749021584572E-9
type/Type256	4.298749021584572E-9
type/Type10716	4.298749021584572E-9
type/Type59720	4.298749021584572E-9
type/Type64808	2.149374510792286E-9
type/Type64040	2.149374510792286E-9
type/Type4124	1.074687255396143E-9
type/Type63096	1.074687255396143E-9

Table 2.2: Top events found for the pattern: 2 (Section 2.2)



Event List	
Event	Frequency
type/TXT	2.442667409662448E-4
type/SPF	1.6246154708549036E-4
type/SRV	1.5415851335029974E-4
type/ANY	1.5226276503178094E-4
protocol/tcp	9.291101197801815E-5
type/NAPTR	2.967856324501989E-5
type/CNAME	1.0595341650950575E-5
type/SOA	1.1294963054213464E-6
type/PTR	7.447582679895271E-7
type/DS	1.171409108381796E-7
type/Type64024	9.672185298565288E-9
type/Type63592	4.298749021584572E-9
type/Type256	4.298749021584572E-9
type/Type0	4.298749021584572E-9
type/Type10716	4.298749021584572E-9
type/Type59720	4.298749021584572E-9
type/Type64808	2.149374510792286E-9
type/Type64040	2.149374510792286E-9
type/Type4124	1.074687255396143E-9
type/Type63096	1.074687255396143E-9

Table 2.3: Top events found for the pattern: 3 (Section 2.3)

### :: 2.3 Pattern: 3

Information for pattern:

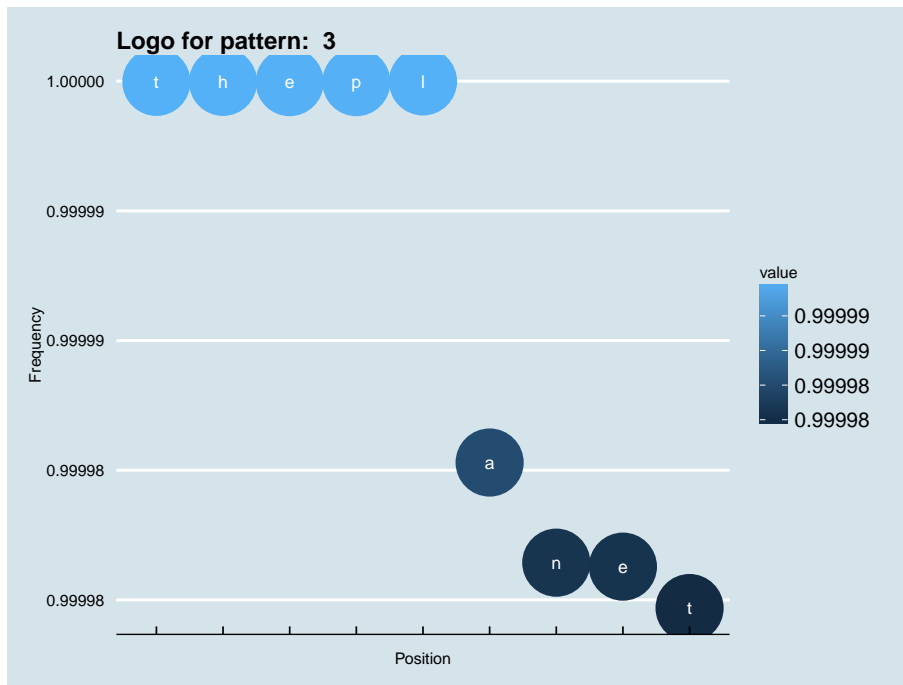
`[t][h][e][p][l][a][n][e][t].{0,6}+`

- Records that match the regex: 「 110855126 」
- Corresponding ratio: 「 0.11913459110753362 」

Top events found for the pattern are shown in table 2.3. Visualization of the pattern is shown in figure 2.3



Figure 2.3: Regex visualization for pattern: 3



Event List	
Event	Frequency
type/TXT	2.442667409662448E-4
type/SPF	1.6246154708549036E-4
type/SRV	1.5415851335029974E-4
type/ANY	1.5226276503178094E-4
protocol/tcp	9.291101197801815E-5
type/NAPTR	2.967856324501989E-5
type/CNAME	1.0595341650950575E-5
type/SOA	1.1294963054213464E-6
type/PTR	7.447582679895271E-7
type/DS	1.171409108381796E-7
type/Type64024	9.672185298565288E-9
type/Type63592	4.298749021584572E-9
type/Type256	4.298749021584572E-9
type/Type0	4.298749021584572E-9
type/Type10716	4.298749021584572E-9
type/Type59720	4.298749021584572E-9
type/Type64808	2.149374510792286E-9
type/Type64040	2.149374510792286E-9
type/Type4124	1.074687255396143E-9
type/Type63096	1.074687255396143E-9

Table 2.4: Top events found for the pattern: 4 (Section 2.4)

## :: 2.4 Pattern: 4

Information for pattern:

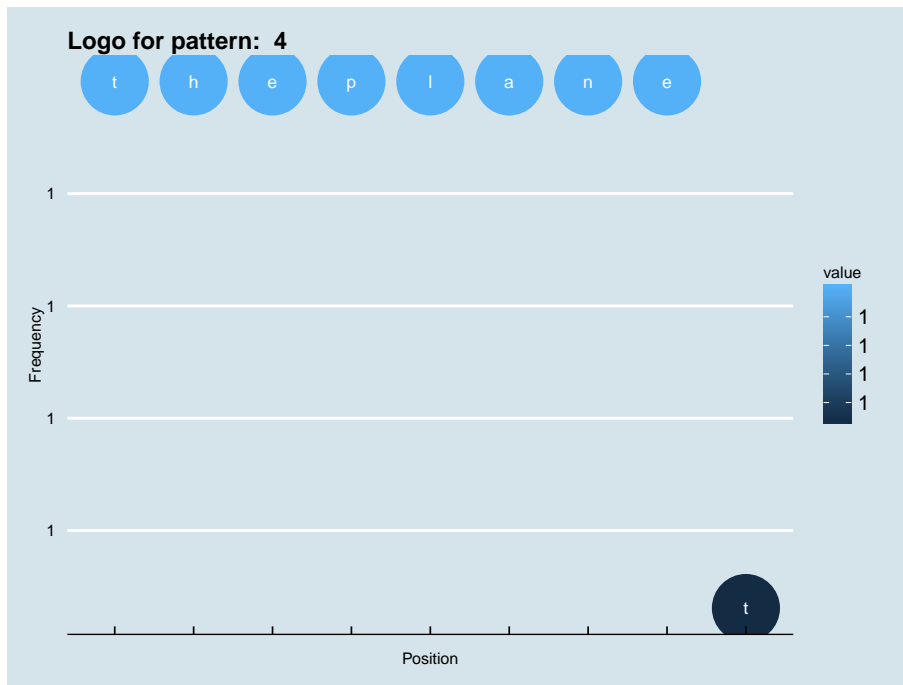
`[t][h][e][p][l][a][n][e][t].{0,5}+`

- Records that match the regex: 「 110855126 」
- Corresponding ratio: 「 0.11913459110753362 」

Top events found for the pattern are shown in table 2.4. Visualization of the pattern is shown in figure 2.4



Figure 2.4: Regex visualization for pattern: 4





Event List	
Event	Frequency
type/0)	2.149374510792286E-9
type/257)	2.149374510792286E-9
type/8193)	1.074687255396143E-9
type/7168)	1.074687255396143E-9
type/14566)	1.074687255396143E-9
type/15)	1.074687255396143E-9
type/RP	1.074687255396143E-9
type/25344)	1.074687255396143E-9
type/Type129	1.074687255396143E-9
type/Type513	1.074687255396143E-9
type/MR	1.074687255396143E-9
type/Type16385	1.074687255396143E-9
type/115)	1.074687255396143E-9
type/17)	1.074687255396143E-9
type/Type32769	1.074687255396143E-9
type/32769)	1.074687255396143E-9
type/Type257	1.074687255396143E-9
type/58)	1.074687255396143E-9
type/NXT	1.074687255396143E-9
type/SIG	1.074687255396143E-9

Table 2.5: Top events found for the pattern: 5 (Section 2.5)

## :: 2.5 Pattern: 5

Information for pattern:

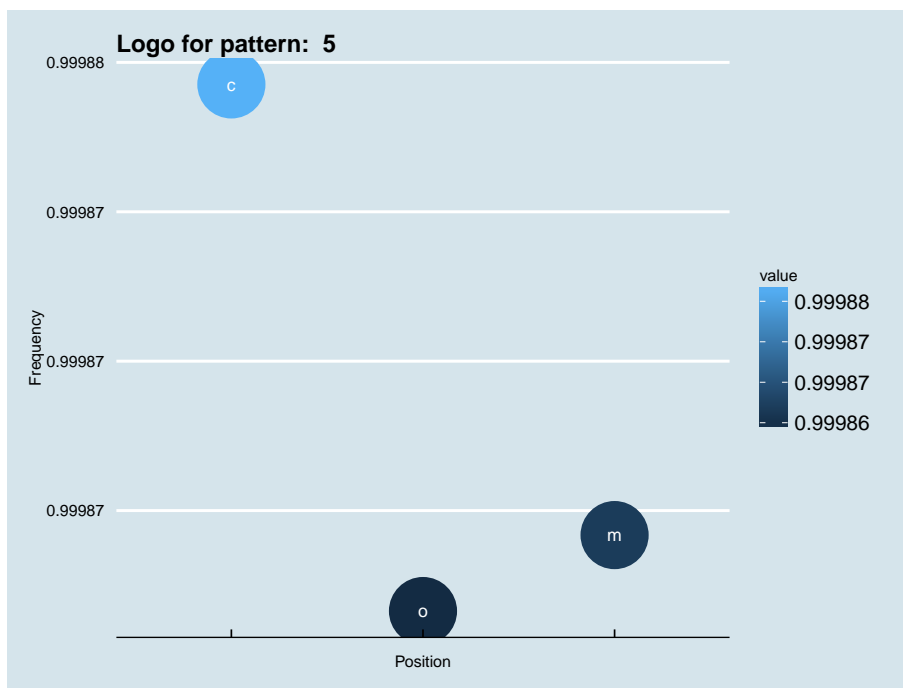
`[c][o][m].{0,45}+`

- Records that match the regex: 「 73260671 」
- Corresponding ratio: 「 0.07873230944546981 」

Top events found for the pattern are shown in table 2.5. Visualization of the pattern is shown in figure 2.5



Figure 2.5: Regex visualization for pattern: 5



Event List	
Event	Frequency
root/h-root	0.0010852793729853275
root/d-root	7.453643916015706E-4
type/SRV	6.915494272876087E-4
root/e-root	5.27244791559114E-4
type/MX	2.970392586424724E-4
type/SOA	2.2771978129491034E-4
type/TXT	1.780219438563711E-4
root/g-root	1.0263585695209785E-4
root/b-root	8.824686928959889E-5
type/SPF	8.704966768708758E-5
type/NAPTR	3.9816088125171704E-5
protocol/tcp	3.260923539048517E-5
type/NS	1.0480350114623187E-5
type/ANY	4.4567280481278056E-6
type/DS	3.1821489632279796E-6
type/CNAME	4.040824080289498E-7
type/AFSDB	1.9666776773749417E-7
type/Type0	1.8269683341734432E-8
type/LOC	4.298749021584572E-9
type/HINFO	2.149374510792286E-9

Table 2.6: Top events found for the pattern: 6 (Section 2.6)

## :: 2.6 Pattern: 6

Information for pattern:

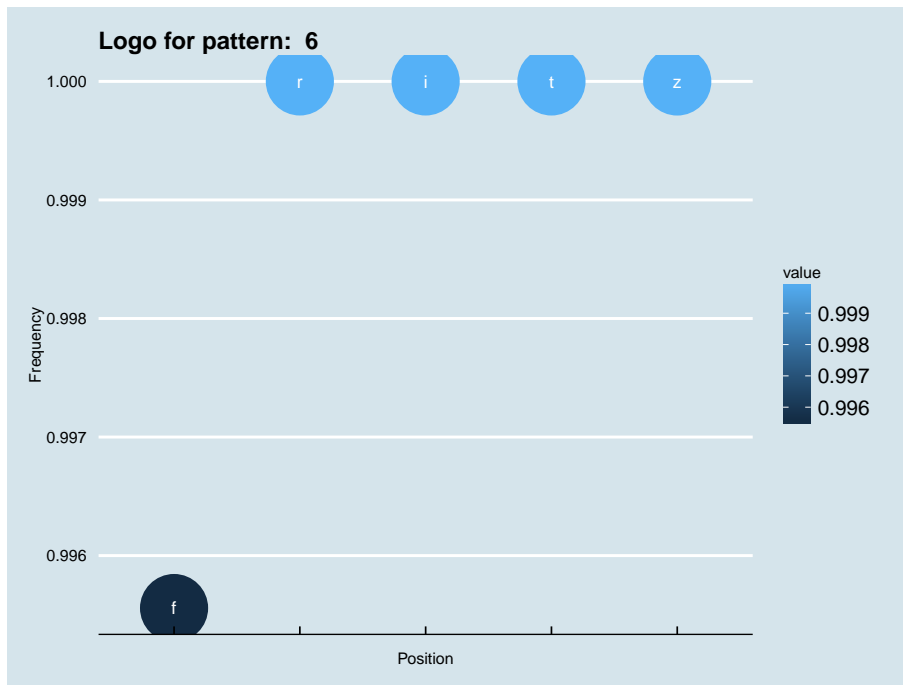
`[f][r][i][t][z].{0,4}+`

- Records that match the regex: 「 18731620 」
- Corresponding ratio: 「 0.0201306332869235 」

Top events found for the pattern are shown in table 2.6. Visualization of the pattern is shown in figure 2.6



Figure 2.6: Regex visualization for pattern: 6



Event List	
Event	Frequency
root/h-root	0.0010852793729853275
root/d-root	7.453643916015706E-4
type/SRV	6.915494272876087E-4
root/e-root	5.27244791559114E-4
type/MX	2.970392586424724E-4
type/SOA	2.2771978129491034E-4
type/TXT	1.780219438563711E-4
root/g-root	1.0263585695209785E-4
root/b-root	8.824686928959889E-5
type/SPF	8.704966768708758E-5
type/NAPTR	3.9816088125171704E-5
protocol/tcp	3.260923539048517E-5
type/NS	1.0480350114623187E-5
type/ANY	4.4567280481278056E-6
type/DS	3.1821489632279796E-6
type/CNAME	4.040824080289498E-7
type/AFSDB	1.9666776773749417E-7
type/Type0	1.8269683341734432E-8
type/LOC	4.298749021584572E-9
type/HINFO	2.149374510792286E-9

Table 2.7: Top events found for the pattern: 7 (Section 2.7)

## :: 2.7 Pattern: 7

Information for pattern:

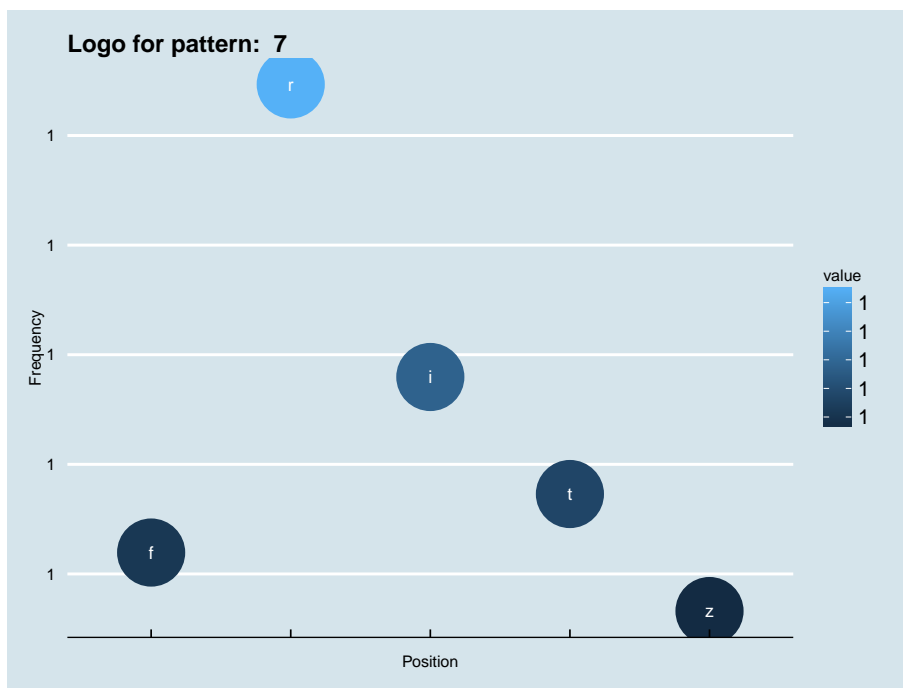
`[f][r][i][t][z].{0,10}+`

- Records that match the regex: 「 18731620 」
- Corresponding ratio: 「 0.0201306332869235 」

Top events found for the pattern are shown in table 2.7. Visualization of the pattern is shown in figure 2.7



Figure 2.7: Regex visualization for pattern: 7





Event List	
Event	Frequency
root/l-root	0.0011626342869414865
root/a-root	0.0011071213167639987
root/m-root	9.561782676818442E-4
root/h-root	8.748341146336547E-4
root/d-root	4.466271270955723E-4
root/e-root	4.0579116076502967E-4
type/MX	2.2376708156956332E-4
root/b-root	1.088056364853271E-4
root/g-root	8.495080347729893E-5
protocol/tcp	7.773320387005843E-5
type/SOA	6.816418854801117E-5
type/PTR	4.180640892216536E-5
type/AAAA	3.217291236479433E-5
type/TXT	1.4927405977452428E-6
type/DS	9.3927666612162291E-7
type/SPF	5.362689404426753E-7
type/ANY	5.910779904678787E-8
type/NS	5.373436276980715E-8
type/CNAME	1.8269683341734432E-8
type/HINFO	1.074687255396143E-9

Table 2.8: Top events found for the pattern: 8 (Section 2.8)

**:: 2.8 Pattern: 8**

Information for pattern:

`[d][r][o]{2}+[t].{0,5}+`

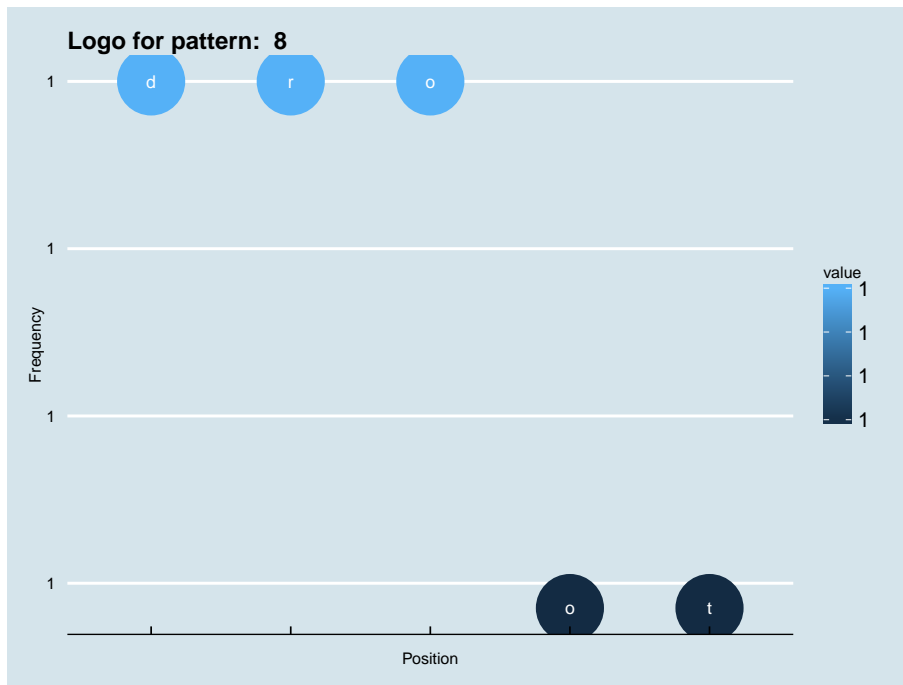
- Records that match the regex: 「 12705214 」
- Corresponding ratio: 「 0.013654131562880652 」

Top events found for the pattern are shown in table 2.8. Visualization of the pattern is shown in figure 2.8





Figure 2.8: Regex visualization for pattern: 8





Event List	
Event	Frequency
root/l-root	0.0011625902247640151
root/a-root	0.0011070880014590813
root/m-root	9.561514005004593E-4
root/h-root	8.748007993287374E-4
root/d-root	4.4660670803771976E-4
root/e-root	4.0577074170717713E-4
type/MX	2.2376708156956332E-4
root/b-root	1.0875512618432349E-4
root/g-root	8.492286160865862E-5
protocol/tcp	7.773320387005843E-5
type/SOA	6.816418854801117E-5
type/PTR	4.180640892216536E-5
type/AAAA	3.216968830302815E-5
type/TXT	1.4927405977452428E-6
type/DS	9.392766612162291E-7
type/SPF	5.362689404426753E-7
type/ANY	5.910779904678787E-8
type/NS	5.373436276980715E-8
type/CNAME	1.8269683341734432E-8
type/HINFO	1.074687255396143E-9

Table 2.9: Top events found for the pattern: 9 (Section 2.9)

## :: 2.9 Pattern: 9

Information for pattern:

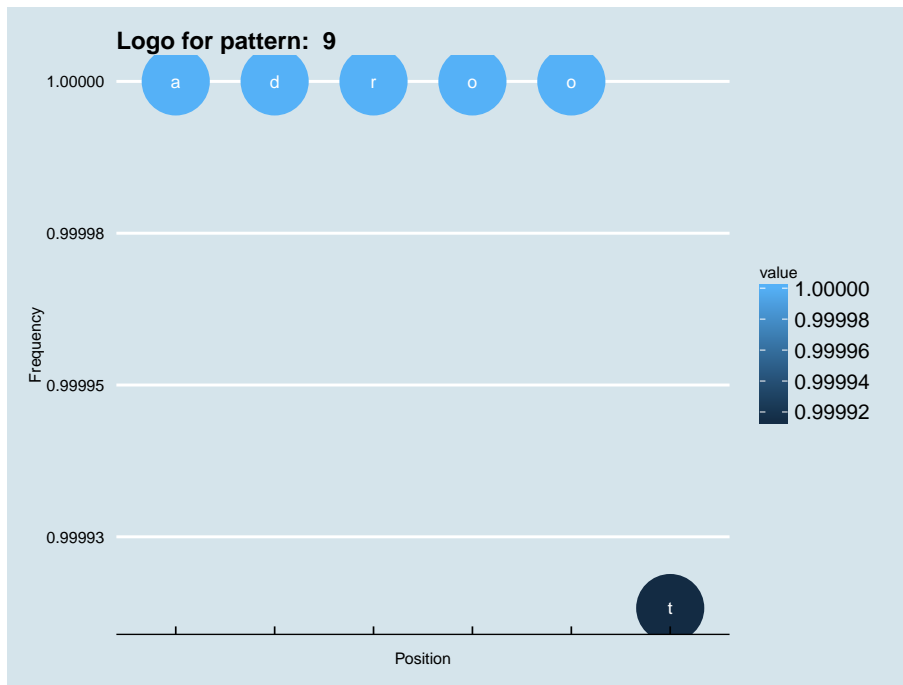
`[a][d][r][o]{2}+[t].{0,3}+`

- Records that match the regex: 「 12704705 」
- Corresponding ratio: 「 0.013653584547067657 」

Top events found for the pattern are shown in table 2.9. Visualization of the pattern is shown in figure 2.9



Figure 2.9: Regex visualization for pattern: 9



⚡ 2.10 Pattern: 10

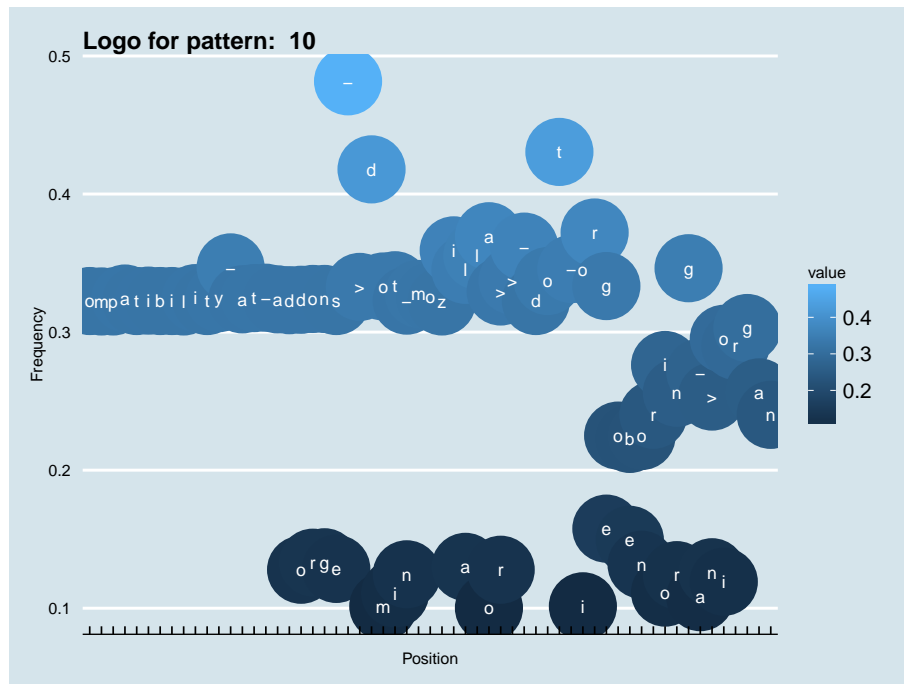
Information for pattern:

```
.{0,17}+[d]?+[do]?+[or]?+[gn]?+[es]?+[-]?+[>]?+[d]?+[mo]?+[it]?+[-n]?+[m]?+[o]?+[z]?+[i]?+[al]?+[l]?+[ao]?+[>r]?+[>]?+[-]?+[d]?+[o]?+[t]?+[-]?+[io]?+[r]?+[eg]?+.{0,18}+
```

- Records that match the regex: [ 9998660 ]
- Corresponding ratio: [ 0.0107454324730392 ]

Top events found for the pattern are shown in table 2.10. Visualization of the pattern is shown in figure 2.10

Figure 2.10: Regex visualization for pattern: 10



Event List	
Event	Frequency
root/d-root	2.895228959782317E-4
type/MX	2.1975742341968032E-4
type/SOA	1.8443782677108608E-4
type/SRV	1.2908498499465234E-4
root/g-root	7.570311964461511E-5
root/b-root	6.432003223545917E-5
type/TXT	4.583003800636852E-5
type/SPF	3.810626070183644E-5
protocol/tcp	2.1352961077465968E-5
type/PTR	1.1419626775839416E-5
type/NS	6.8844465580676926E-6
type/ANY	3.0822030484761383E-6
type/DS	1.4540518565509816E-6
type/CNAME	7.006960905182853E-7
type/NAPTR	1.6550183733100604E-7
type/AFSDB	9.672185298565288E-9
type/RRSIG	3.224061766188429E-9
type/17)	1.074687255396143E-9
type/Type513	1.074687255396143E-9
type/MR	1.074687255396143E-9

Table 2.10: Top events found for the pattern: 10 (Section 2.10)

⚡ 2.11 Pattern: 11

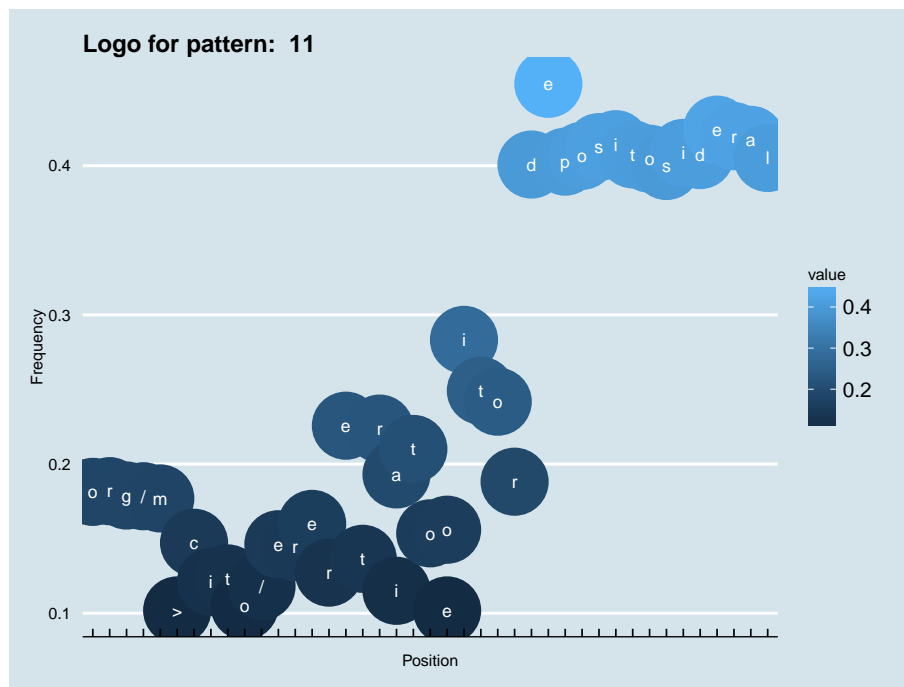
Information for pattern:

```
.{0,30}+[e]?+.?+[t]?+[r]?+[ai]?+[t]?+[o]?+.{0,9}+[d]?+[e]?+[p]?+[o]?+[s]?+[i]?+[t]?+[o]?+[s]?+[i]?+[d]?+.{0,4}+
```

- Records that match the regex: 「 9562479 」
- Corresponding ratio: 「 0.010276674311293255 」

Top events found for the pattern are shown in table 2.11. Visualization of the pattern is shown in figure 2.11

Figure 2.11: Regex visualization for pattern: 11



Event List	
Event	Frequency
root/a-root	1.6898382403848954E-4
root/l-root	1.4355135013953982E-4
root/h-root	1.1905707821455092E-4
root/i-root	9.490993027305498E-5
root/j-root	9.289274229467641E-5
root/m-root	8.734843074408771E-5
root/d-root	4.9497945609035557E-5
type/AAAA	3.0177218131523697E-5
type/MX	2.487148715163294E-5
protocol/tcp	2.4300828219017586E-5
root/b-root	1.5889251071031976E-5
root/g-root	1.1999957893753334E-5
type/PTR	9.472293469061605E-6
type/TXT	2.7802159297098222E-6
type/SPF	6.963973414967008E-7
type/ANY	6.351401679391205E-7
type/NS	3.739911648778578E-7
type/CNAME	1.6765121184179833E-7
type/DS	7.845216964391844E-8
type/Type0	1.074687255396143E-9

Table 2.11: Top events found for the pattern: 11 (Section 2.11)



Event List	
Event	Frequency
root/c-root	0.0013987377035157421
root/m-root	0.0010196654172943713
root/a-root	6.896117661661295E-4
root/l-root	6.365394107456464E-4
root/i-root	5.342958146417681E-4
root/h-root	5.322571329182816E-4
root/j-root	4.604282608293696E-4
root/e-root	4.340178215280094E-4
root/d-root	2.1401214535233254E-4
type/A	9.822748983046287E-5
root/g-root	6.117549732617004E-5
root/b-root	3.861028902461723E-5
protocol/tcp	3.672743695316319E-5
type/ANY	2.167536725408481E-5
type/MX	4.405143059868791E-6
type/CNAME	4.3610808823975485E-6
type/NS	1.3562553163099325E-6
type/DS	3.8581272468721537E-7
type/AAAA	3.3745179819438893E-7
type/Type545	4.298749021584572E-9

Table 2.12: Top events found for the pattern: 12 (Section 2.12)

## :: 2.12 Pattern: 12

Information for pattern:

`[m][s][d][c][s].{0,9}+`

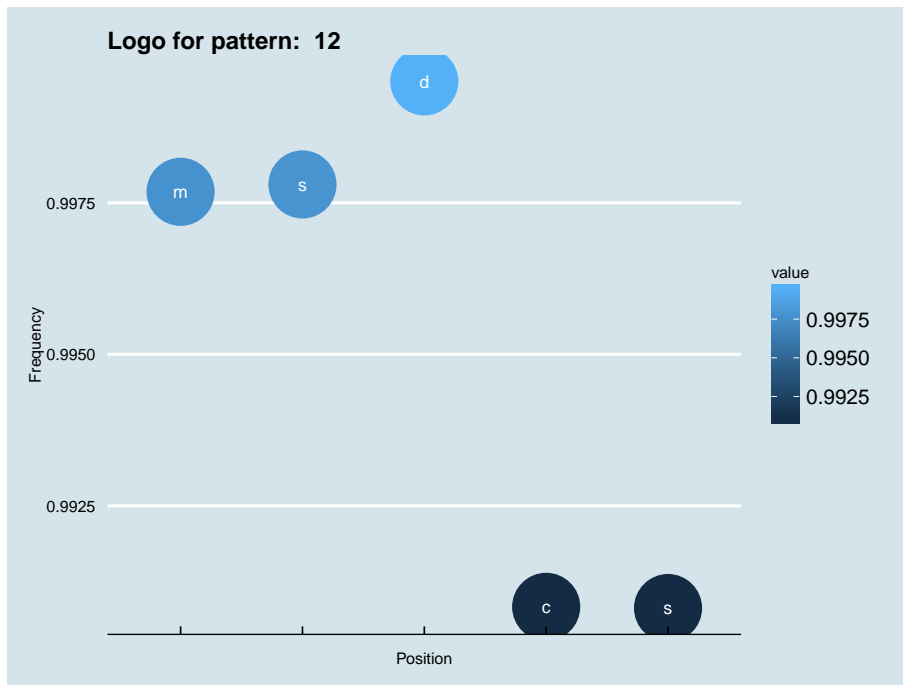
- Records that match the regex: 「 8855517 」
- Corresponding ratio: 「 0.009516911259843887 」

Top events found for the pattern are shown in table 2.12. Visualization of the pattern is shown in figure 2.12





Figure 2.12: Regex visualization for pattern: 12



Event List	
Event	Frequency
root/c-root	0.0013987366288284867
root/m-root	0.0010196654172943713
root/a-root	6.896117661661295E-4
root/l-root	6.365394107456464E-4
root/i-root	5.342958146417681E-4
root/h-root	5.322571329182816E-4
root/j-root	4.604282608293696E-4
root/e-root	4.340178215280094E-4
root/d-root	2.1401214535233254E-4
type/A	9.822748983046287E-5
root/g-root	6.117549732617004E-5
root/b-root	3.861028902461723E-5
protocol/tcp	3.672743695316319E-5
type/ANY	2.167536725408481E-5
type/MX	4.405143059868791E-6
type/CNAME	4.3610808823975485E-6
type/NS	1.3562553163099325E-6
type/DS	3.8581272468721537E-7
type/AAAA	3.3745179819438893E-7
type/Type545	4.298749021584572E-9

Table 2.13: Top events found for the pattern: 13 (Section 2.13)

### :: 2.13 Pattern: 13

Information for pattern:

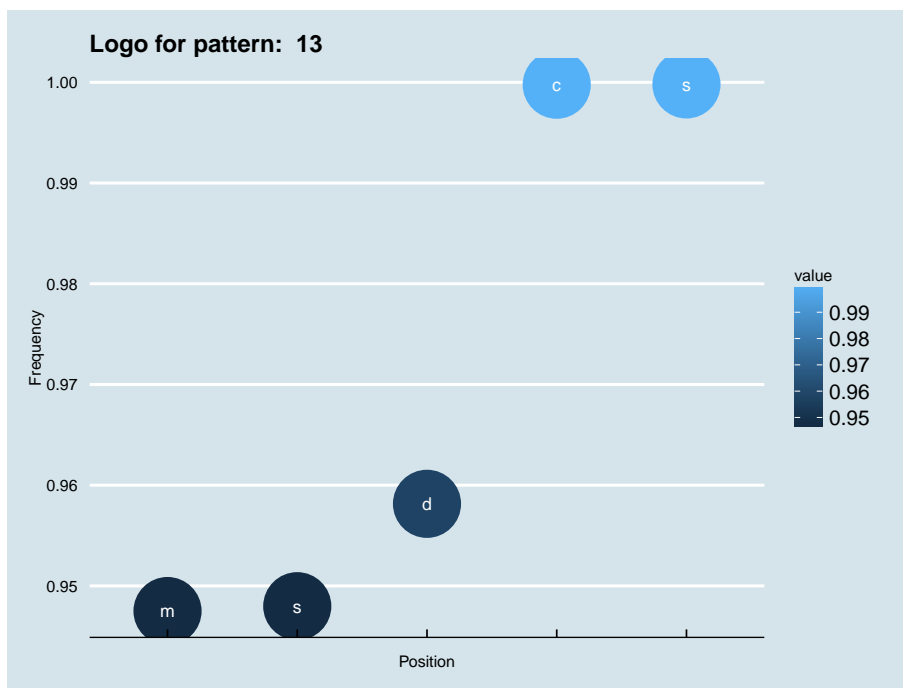
`.?+[m][s][d][c][s].{0,10}+`

- Records that match the regex: 「 8855516 」
- Corresponding ratio: 「 0.009516910185156631 」

Top events found for the pattern are shown in table 2.13. Visualization of the pattern is shown in figure 2.13



Figure 2.13: Regex visualization for pattern: 13



Event List	
Event	Frequency
root/c-root	0.0013987366288284867
root/m-root	0.0010196654172943713
root/a-root	6.896117661661295E-4
root/l-root	6.365394107456464E-4
root/i-root	5.342958146417681E-4
root/h-root	5.322571329182816E-4
root/j-root	4.604282608293696E-4
root/e-root	4.340178215280094E-4
root/d-root	2.1401214535233254E-4
type/A	9.822748983046287E-5
root/g-root	6.117549732617004E-5
root/b-root	3.861028902461723E-5
protocol/tcp	3.672743695316319E-5
type/ANY	2.167536725408481E-5
type/MX	4.405143059868791E-6
type/CNAME	4.3610808823975485E-6
type/NS	1.3562553163099325E-6
type/DS	3.8581272468721537E-7
type/AAAA	3.3745179819438893E-7
type/Type545	4.298749021584572E-9

Table 2.14: Top events found for the pattern: 14 (Section 2.14)

## :: 2.14 Pattern: 14

Information for pattern:

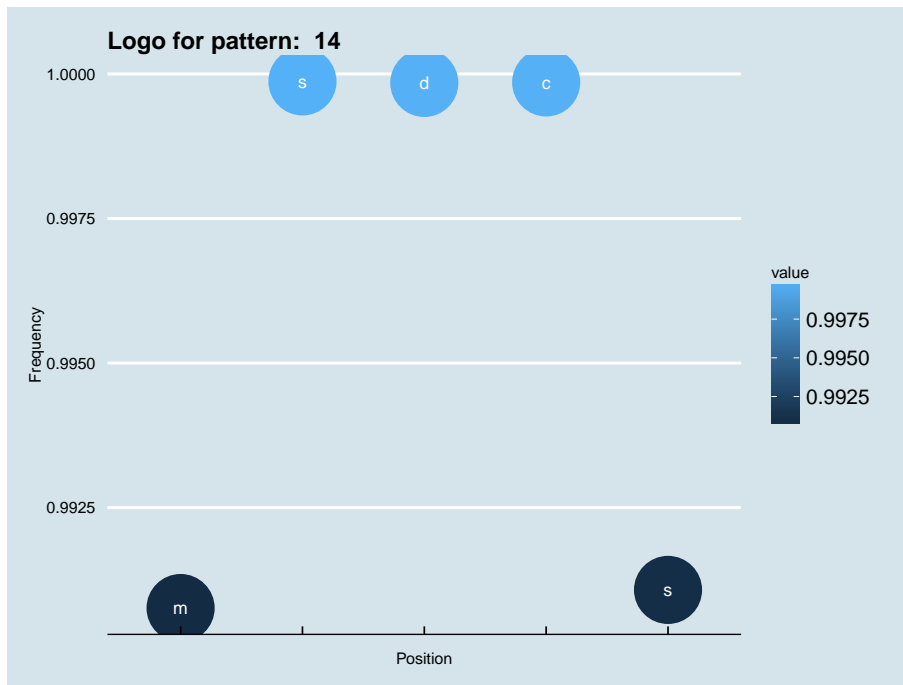
`.?+[m][s][d][c][s].{0,7}+`

- Records that match the regex: 「 8855516 」
- Corresponding ratio: 「 0.009516910185156631 」

Top events found for the pattern are shown in table 2.14. Visualization of the pattern is shown in figure 2.14



Figure 2.14: Regex visualization for pattern: 14



⌘ 2.15 Pattern: 15

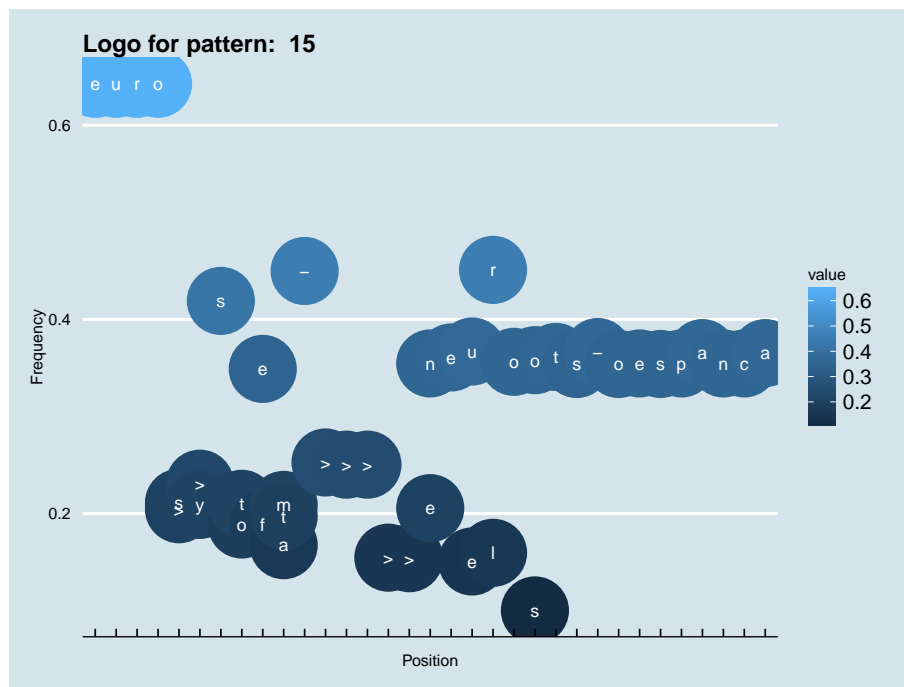
Information for pattern:

```
.{0,2}+[e][u][r][o][>s]?+[>y]?+[s]?+[ot]?+[ef]?+[a
mt]?+[-]?+.{0,6}+[en]?+[e]?+[eu]?+[lr]?+[o]?+[os]?
+[t]?+.{0,10}+
```

- Records that match the regex: [ 8313757 ]
- Corresponding ratio: [ 0.008934688692360472 ]

Top events found for the pattern are shown in table 2.15. Visualization of the pattern is shown in figure 2.15

Figure 2.15: Regex visualization for pattern: 15



Event List	
Event	Frequency
root/d-root	3.66694038413718E-5
type/SOA	1.6170819131945764E-5
root/j-root	1.4630792294963092E-5
root/i-root	1.2620052440116908E-5
root/m-root	1.1939775407451149E-5
root/l-root	7.54000578385934E-6
root/a-root	5.264892864185705E-6
root/h-root	5.22727881024684E-6
type/PTR	2.8124565473717066E-6
type/MX	1.1552887995508538E-6
type/SPF	9.70442591622717E-7
type/TXT	8.64048553338499E-7
root/g-root	5.609867473167867E-7
root/b-root	4.87908013949849E-7
protocol/tcp	3.944102227303845E-7
type/ANY	2.170868255900209E-7
type/CNAME	1.2573840888134875E-7
type/A6	1.1069278730580274E-7
type/NS	3.9763428449657294E-8
type/DS	2.149374510792286E-9

Table 2.15: Top events found for the pattern: 15 (Section 2.15)

⌘ 2.16 Pattern: 16

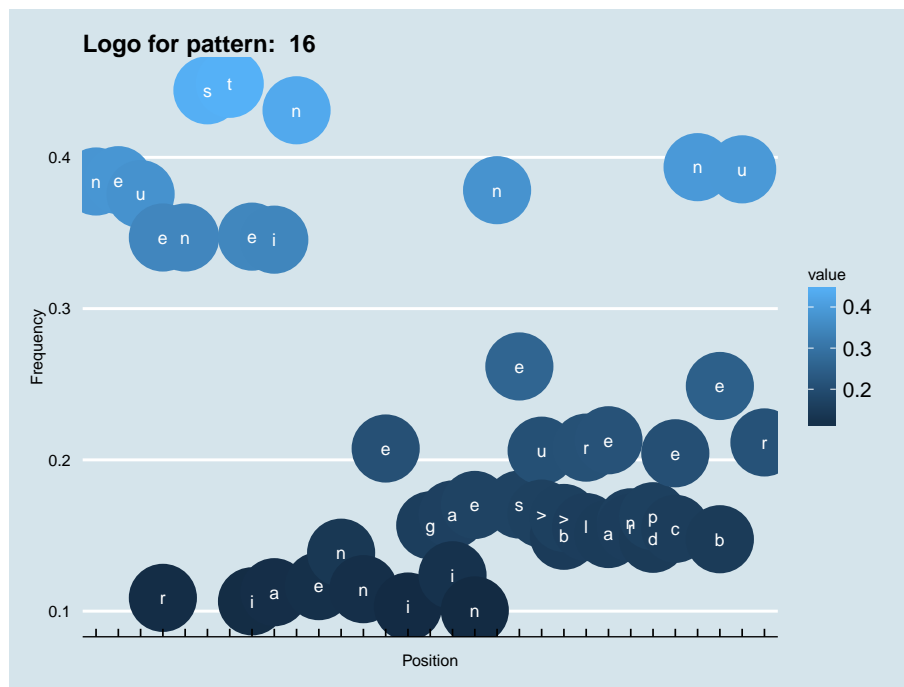
Information for pattern:

```
.{0,3}+[u]?+[er]?+[n]?+[s]?+[t]?+[ei]?+[ai]?+[n]?+
.{0,9}+[n]?+[es]?+[>u]?+[>b]?+[lr]?+[ae]?+[nr]?+.{
0,6}+
```

- Records that match the regex: 「 8308712 」
- Corresponding ratio: 「 0.008929266895156999 」

Top events found for the pattern are shown in table 2.16. Visualization of the pattern is shown in figure 2.16

Figure 2.16: Regex visualization for pattern: 16





Event List	
Event	Frequency
root/i-root	1.8357807696676916E-5
root/l-root	1.6443789694816387E-5
root/a-root	1.4989737838265403E-5
root/m-root	1.4199842705549238E-5
type/SRV	1.3620586274890717E-5
type/MX	1.1466913015076847E-5
root/j-root	1.0772665048090938E-5
root/h-root	7.622756702524843E-6
protocol/tcp	7.061769955208056E-6
root/d-root	6.276173571513476E-6
type/AAAA	3.6861772860087705E-6
type/SPF	1.0875835024608967E-6
root/b-root	9.90861649475244E-7
type/TXT	9.575463445579634E-7
root/g-root	6.405136042161012E-7
type/PTR	5.556133110398059E-7
type/ANY	4.674889560973222E-7
type/NS	3.9333553547498834E-7
type/DS	2.0633995303605946E-7
type/CNAME	9.457247847486059E-8

Table 2.16: Top events found for the pattern: 16 (Section 2.16)

Event List	
Event	Frequency
root/e-root	7.610451533450557E-4
type/SOA	4.0730646979513825E-6
type/MX	2.396552579533399E-6
type/SRV	2.3256232206772534E-6
root/l-root	1.8581342645799313E-6
root/i-root	1.2133219113422456E-6
root/h-root	1.0564175720544087E-6
root/a-root	9.801147769212826E-7
root/j-root	8.511523062737453E-7
root/m-root	8.027913797809189E-7
root/d-root	4.3309896392464565E-7
type/AAAA	3.901114737087999E-7
type/PTR	9.564716573025674E-8
type/ANY	7.952685689931459E-8
type/NS	5.1584988259014865E-8
root/g-root	4.621155198203415E-8
type/CNAME	2.794186864029972E-8
root/b-root	2.5792494129507432E-8
protocol/tcp	8.597498043169144E-9
type/TXT	1.074687255396143E-9

Table 2.17: Top events found for the pattern: 17 (Section 2.17)

### :: 2.17 Pattern: 17

Information for pattern:

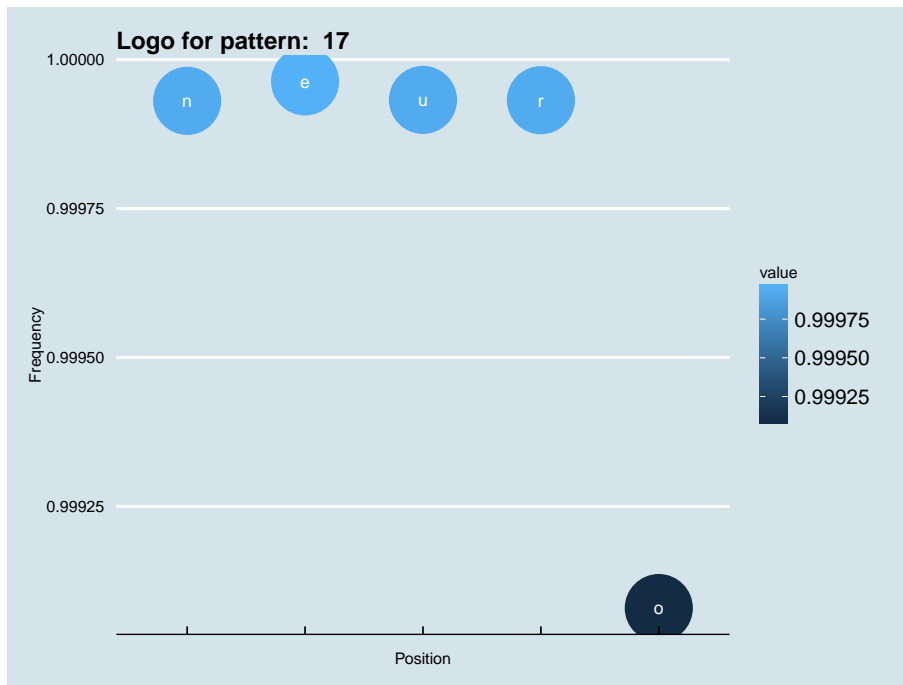
`[n][e][u][r][o].{0,19}+`

- Records that match the regex: 「 8175543 」
- Corresponding ratio: 「 0.00878615186804315 」

Top events found for the pattern are shown in table 2.17. Visualization of the pattern is shown in figure 2.17



Figure 2.17: Regex visualization for pattern: 17



Event List	
Event	Frequency
protocol/udp	0.008772864434817432
type/A	0.008772308821506392
root/k-root	0.005645494430371504
root/f-root	0.0012247017746896353
root/c-root	0.00114144252895233
root/e-root	7.605701415781706E-4
root/h-root	3.5034804525914265E-7
type/NS	2.890908717015625E-7
type/SOA	2.0633995303605946E-7
root/i-root	1.0102060200723745E-7
root/j-root	1.0102060200723745E-7
type/SRV	5.0510301003618724E-8
root/a-root	3.8688741194261153E-8
root/l-root	2.9016555895695862E-8
root/m-root	2.5792494129507432E-8
type/MX	9.672185298565288E-9
root/d-root	8.597498043169144E-9
root/b-root	1.074687255396143E-9

Table 2.18: Top events found for the pattern: 18 (Section 2.18)

### :: 2.18 Pattern: 18

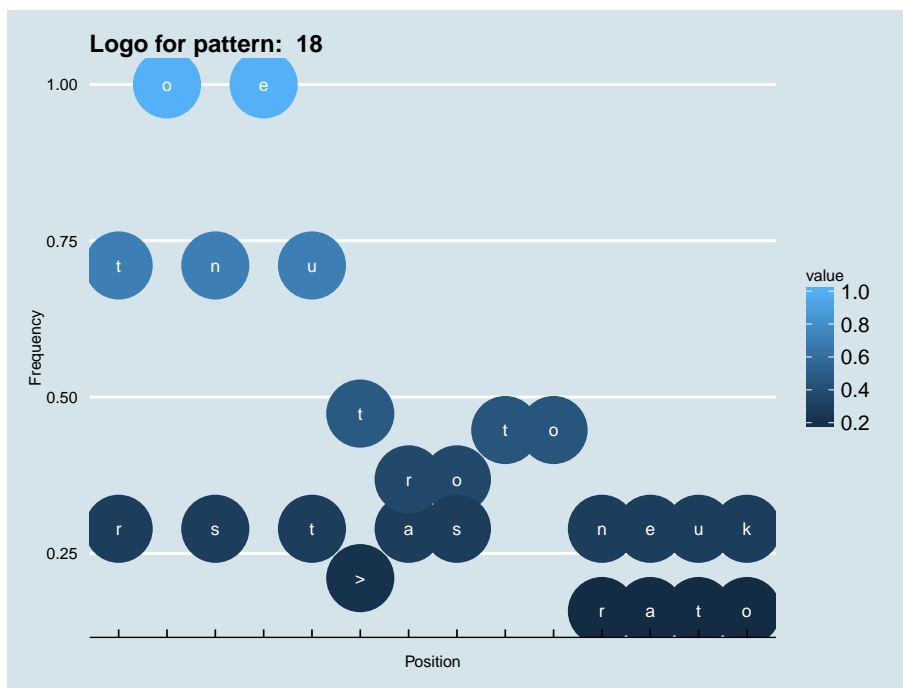
Information for pattern:

`[t][o][n][e][u][>t]?+[ar]?+[os]?+.{0,6}+`

- Records that match the regex: 「 8163179 」
- Corresponding ratio: 「 0.008772864434817432 」

Top events found for the pattern are shown in table 2.18. Visualization of the pattern is shown in figure 2.18

Figure 2.18: Regex visualization for pattern: 18



Event List	
Event	Frequency
type/A	0.008771825212241464
protocol/udp	0.008771824137554209
root/k-root	0.005645463264441098
root/f-root	0.0012244277294395092
root/c-root	0.0011413630020954307
root/e-root	7.605626187673828E-4
root/a-root	4.298749021584572E-9
root/h-root	2.149374510792286E-9
root/i-root	1.074687255396143E-9
protocol/tcp	1.074687255396143E-9
root/j-root	1.074687255396143E-9

Table 2.19: Top events found for the pattern: 19 (Section 2.19)

### :: 2.19 Pattern: 19

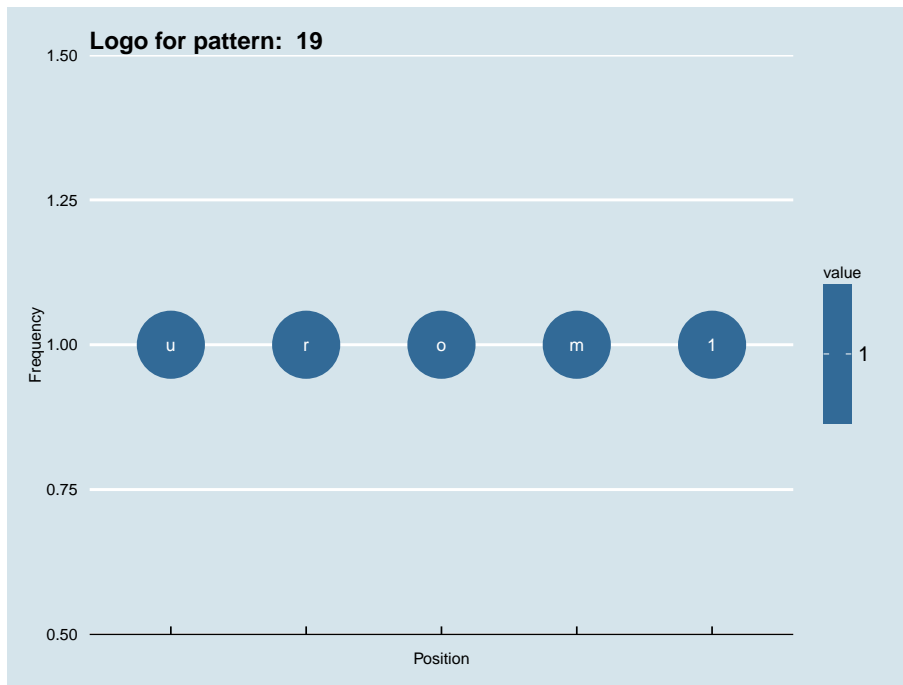
Information for pattern:

`[u][r][o][m][1].{0,8}+`

- Records that match the regex: [ 8162212 ]
- Corresponding ratio: [ 0.008771825212241464 ]

Top events found for the pattern are shown in table 2.19. Visualization of the pattern is shown in figure 2.19

Figure 2.19: Regex visualization for pattern: 19



Event List	
Event	Frequency
protocol/udp	0.008771770403191438
type/A	0.008771770403191438
root/k-root	0.005645451442881288
root/f-root	0.0012243987128836135
root/c-root	0.0011413619274081752
root/e-root	7.605583200183612E-4

Table 2.20: Top events found for the pattern: 20 (Section 2.20)

## :: 2.20 Pattern: 20

Information for pattern:

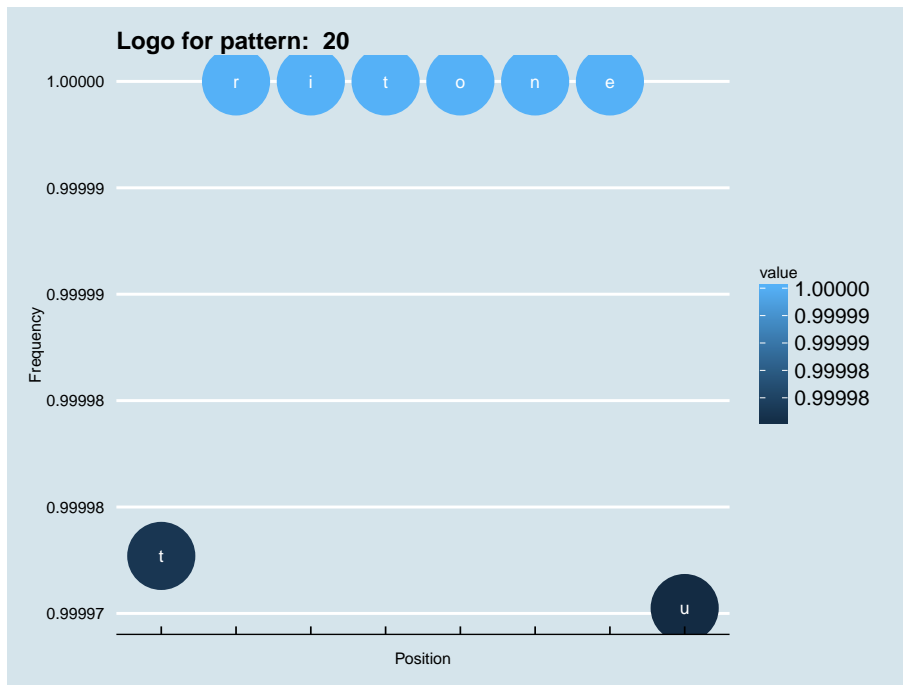
`[t][r][i][t][o][n][e][u]`

- Records that match the regex: `[ 8162161 ]`
- Corresponding ratio: `[ 0.008771770403191438 ]`

Top events found for the pattern are shown in table 2.20. Visualization of the pattern is shown in figure 2.20



Figure 2.20: Regex visualization for pattern: 20





Event List	
Event	Frequency
protocol/udp	0.008771770403191438
type/A	0.008771770403191438
root/k-root	0.005645451442881288
root/f-root	0.0012243987128836135
root/c-root	0.0011413619274081752
root/e-root	7.605583200183612E-4

Table 2.21: Top events found for the pattern: 21 (Section 2.21)

### :: 2.21 Pattern: 21

Information for pattern:

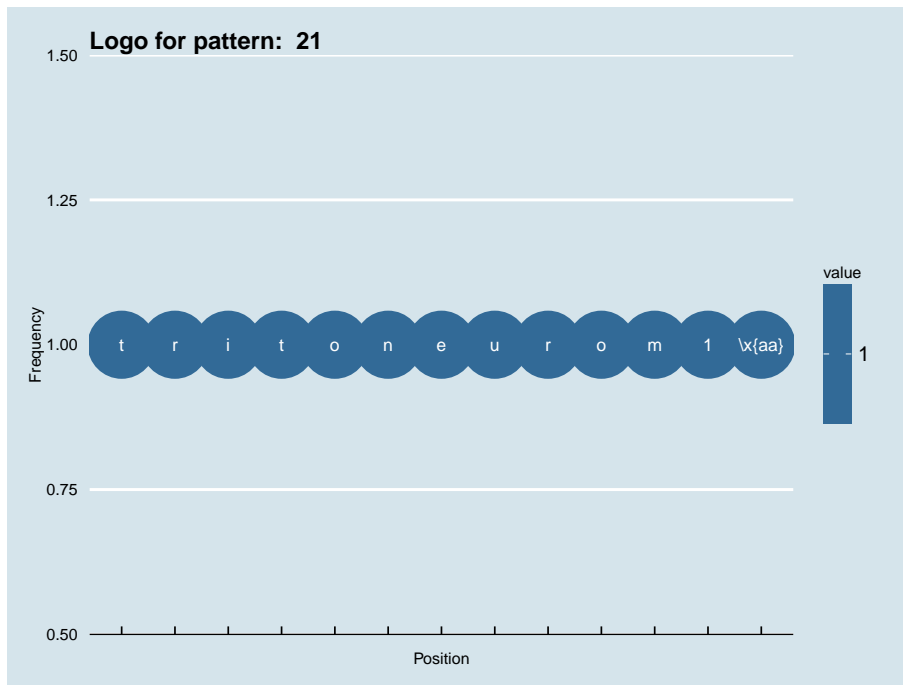
`[t][r][i][t][o][n][e][u][r][o][m][1][\x{aa}]`

- Records that match the regex: 「 8162161 」
- Corresponding ratio: 「 0.008771770403191438 」

Top events found for the pattern are shown in table 2.21. Visualization of the pattern is shown in figure 2.21



Figure 2.21: Regex visualization for pattern: 21





Event List	
Event	Frequency
protocol/udp	0.008771770403191438
type/A	0.008771770403191438
root/k-root	0.005645451442881288
root/f-root	0.0012243987128836135
root/c-root	0.0011413619274081752
root/e-root	7.605583200183612E-4

Table 2.22: Top events found for the pattern: 22 (Section 2.22)

## :: 2.22 Pattern: 22

Information for pattern:

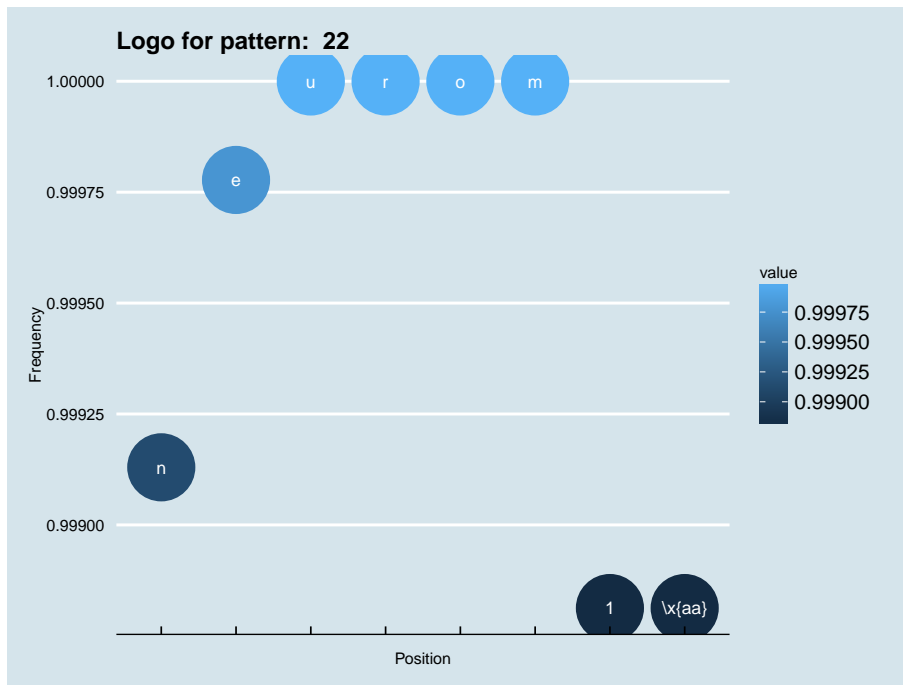
`[n][e][u][r][o][m][1][\x{aa}]{0,7}+`

- ▶ Records that match the regex: 「 8162161 」
- ▶ Corresponding ratio: 「 0.008771770403191438 」

Top events found for the pattern are shown in table 2.22. Visualization of the pattern is shown in figure 2.22



Figure 2.22: Regex visualization for pattern: 22





Event List	
Event	Frequency
protocol/udp	0.008771770403191438
type/A	0.008771770403191438
root/k-root	0.005645451442881288
root/f-root	0.0012243987128836135
root/c-root	0.0011413619274081752
root/e-root	7.605583200183612E-4

Table 2.23: Top events found for the pattern: 23 (Section 2.23)

### :: 2.23 Pattern: 23

Information for pattern:

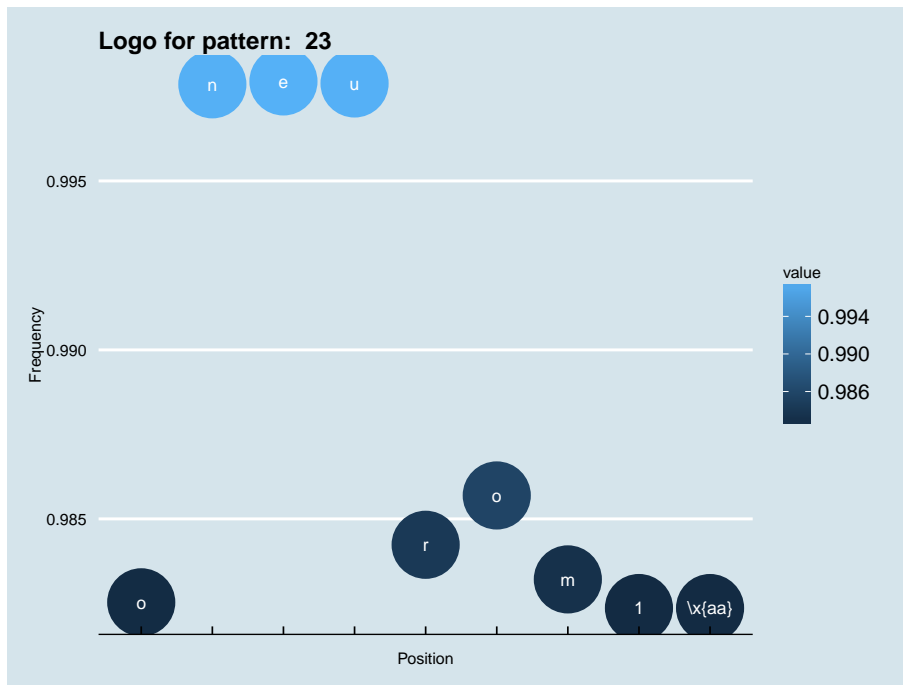
`[o][n][e][u][r][o][m][1][\x{aa}]{0,42}+`

- ▶ Records that match the regex: `[ 8162161 ]`
- ▶ Corresponding ratio: `[ 0.008771770403191438 ]`

Top events found for the pattern are shown in table 2.23. Visualization of the pattern is shown in figure 2.23



Figure 2.23: Regex visualization for pattern: 23





Event List	
Event	Frequency
protocol/udp	0.008771770403191438
type/A	0.008771770403191438
root/k-root	0.005645451442881288
root/f-root	0.0012243987128836135
root/c-root	0.0011413619274081752
root/e-root	7.605583200183612E-4

Table 2.24: Top events found for the pattern: 24 (Section 2.24)

### :: 2.24 Pattern: 24

Information for pattern:

`[n][e][u][r][o][m][1][\x{aa}]{0,15}+`

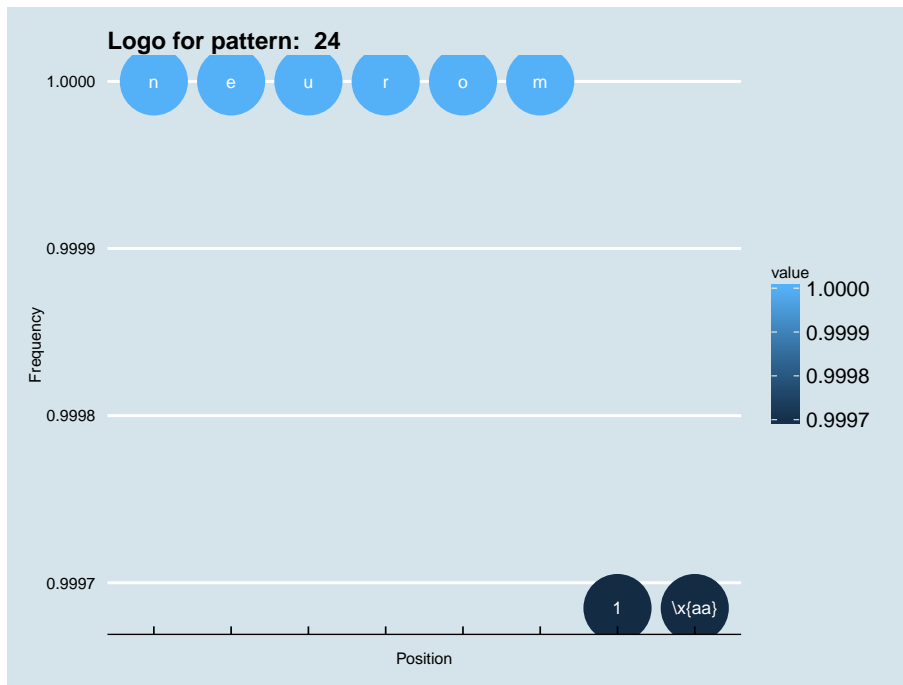
- Records that match the regex: `[ 8162161 ]`
- Corresponding ratio: `[ 0.008771770403191438 ]`

Top events found for the pattern are shown in table 2.24. Visualization of the pattern is shown in figure 2.24





Figure 2.24: Regex visualization for pattern: 24





Event List	
Event	Frequency
protocol/udp	0.008771770403191438
type/A	0.008771770403191438
root/k-root	0.005645451442881288
root/f-root	0.0012243987128836135
root/c-root	0.0011413619274081752
root/e-root	7.605583200183612E-4

Table 2.25: Top events found for the pattern: 25 (Section 2.25)

## :: 2.25 Pattern: 25

Information for pattern:

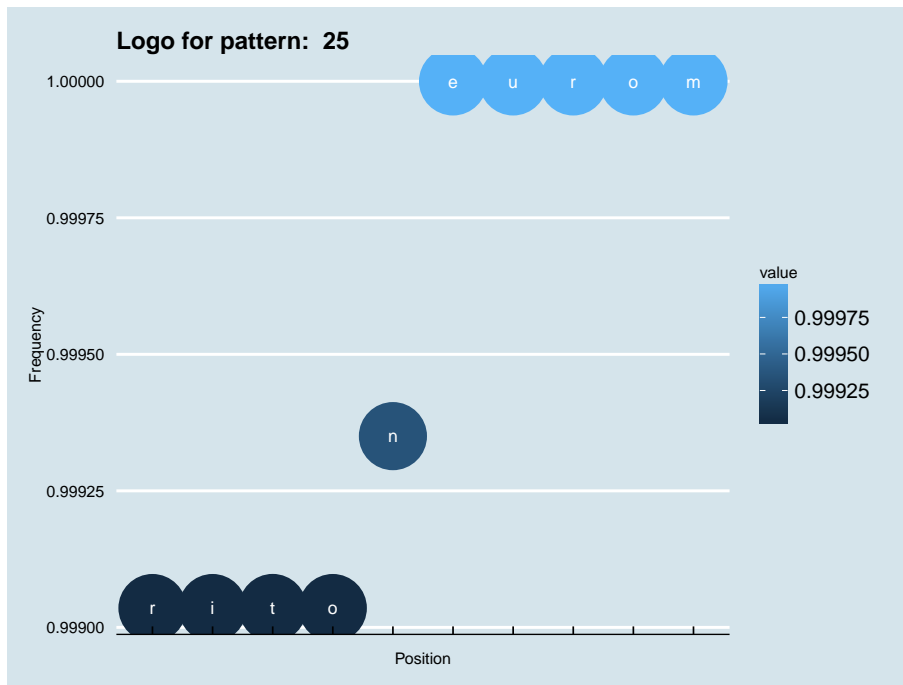
`[r][i][t][o][n][e][u][r][o][m]`

- ▶ Records that match the regex: `[ 8162161 ]`
- ▶ Corresponding ratio: `[ 0.008771770403191438 ]`

Top events found for the pattern are shown in table 2.25. Visualization of the pattern is shown in figure 2.25



Figure 2.25: Regex visualization for pattern: 25





Event List	
Event	Frequency
protocol/udp	0.008771770403191438
type/A	0.008771770403191438
root/k-root	0.005645451442881288
root/f-root	0.0012243987128836135
root/c-root	0.0011413619274081752
root/e-root	7.605583200183612E-4

Table 2.26: Top events found for the pattern: 26 (Section 2.26)

## :: 2.26 Pattern: 26

Information for pattern:

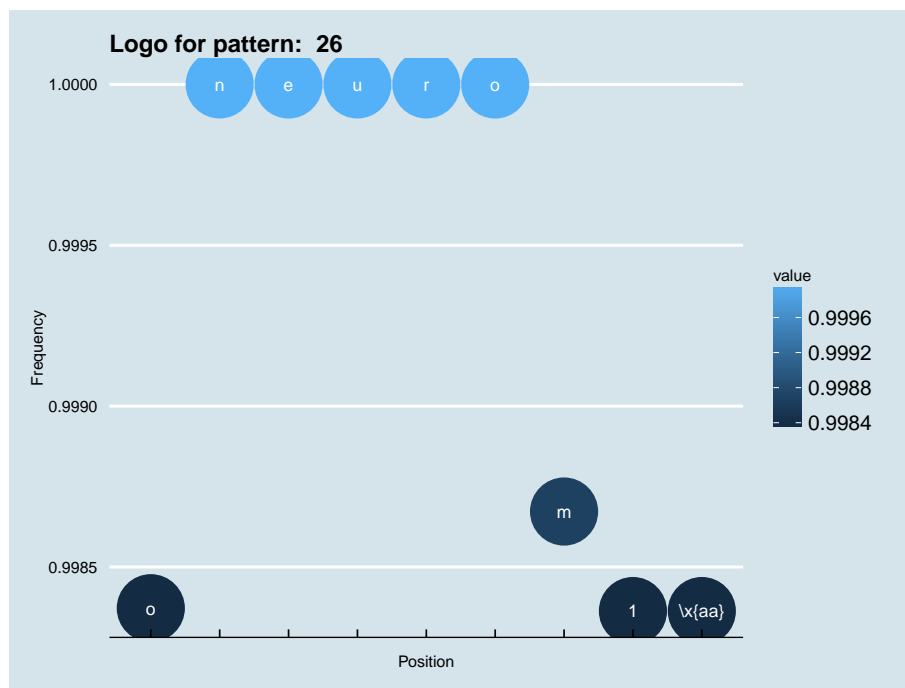
`[o][n][e][u][r][o][m][1][\x{aa}]{0,4}+`

- ▶ Records that match the regex: 「 8162161 」
- ▶ Corresponding ratio: 「 0.008771770403191438 」

Top events found for the pattern are shown in table 2.26. Visualization of the pattern is shown in figure 2.26



Figure 2.26: Regex visualization for pattern: 26





Event List	
Event	Frequency
protocol/udp	0.008771770403191438
type/A	0.008771770403191438
root/k-root	0.005645451442881288
root/f-root	0.0012243987128836135
root/c-root	0.0011413619274081752
root/e-root	7.605583200183612E-4

Table 2.27: Top events found for the pattern: 27 (Section 2.27)

### :: 2.27 Pattern: 27

Information for pattern:

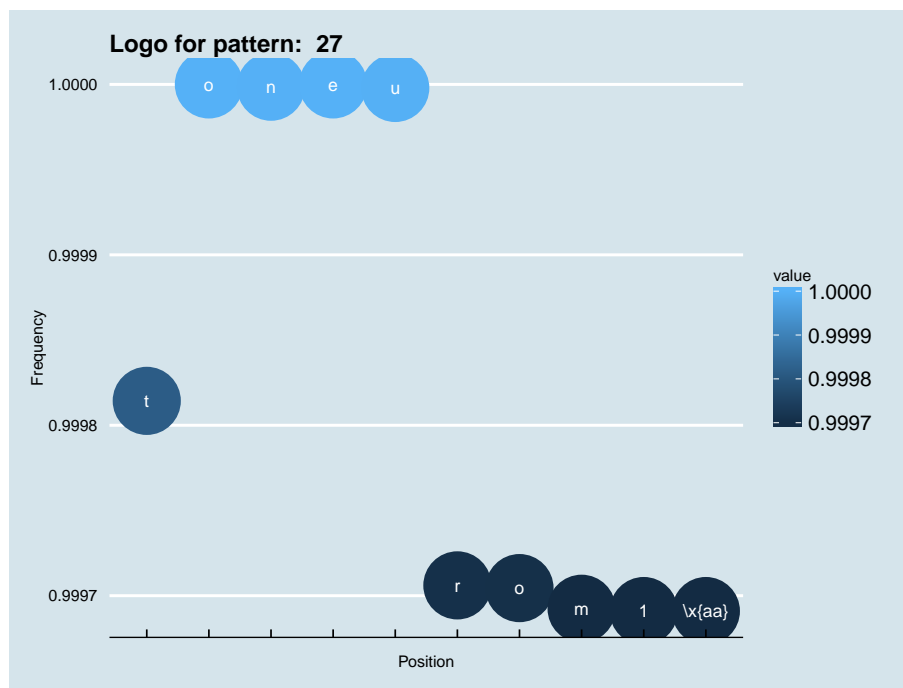
`[t][o][n][e][u][r][o][m][1][\x{aa}]`

- Records that match the regex: 「 8162161 」
- Corresponding ratio: 「 0.008771770403191438 」

Top events found for the pattern are shown in table 2.27. Visualization of the pattern is shown in figure 2.27



Figure 2.27: Regex visualization for pattern: 27



⌘ 2.28 Pattern: 28

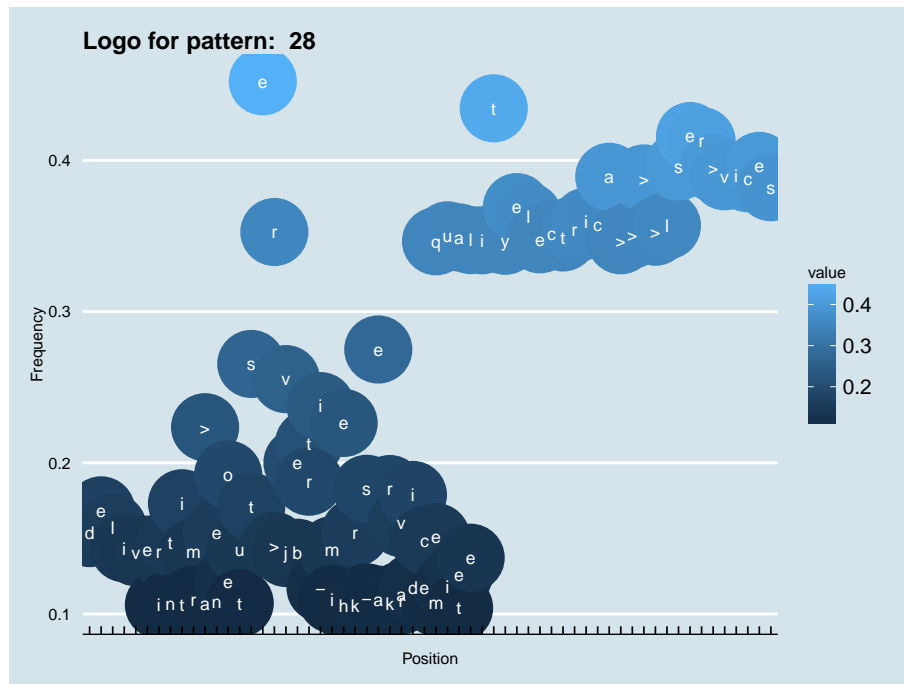
Information for pattern:

```
.{0,18}+[>r]?+[jv]?+[be]?+[rt]?+[-i]?+[im]?+[eh]?+[kr]?+[-s]?+[ae]?+[kr]?+[arv]?+[di]?+[ce]?+[emq]?+[iu]?+[aet]?+[el]?+[i]?+[t]?+[y]?+[e]?+[l]?+[e]?+[c]?+[t]?+[r]?+[i]?+.{0,17}+
```

- Records that match the regex: [ 8028213 ]
- Corresponding ratio: [ 0.008627818194705636 ]

Top events found for the pattern are shown in table 2.28. Visualization of the pattern is shown in figure 2.28

Figure 2.28: Regex visualization for pattern: 28





Event List	
Event	Frequency
type/A6	6.110886671633549E-5
type/TXT	3.927122168668586E-5
protocol/tcp	3.7509809275091584E-5
type/ANY	2.4926296201658143E-5
type/PTR	2.2952095713495428E-5
type/SPF	1.5588338639521054E-5
type/DS	4.149367493084509E-6
type/NS	3.15420709458768E-6
type/CNAME	1.2735043976444296E-6
type/NAPTR	6.1579579734199E-7
type/AFSDB	5.265967551441101E-8
type/SSHFP	1.6120308830942147E-8
type/Type0	3.224061766188429E-9
type/8193)	2.149374510792286E-9
type/X25	2.149374510792286E-9
type/Type53608	2.149374510792286E-9
type/Type10716	2.149374510792286E-9
type/Type256	1.074687255396143E-9
type/HINFO	1.074687255396143E-9
type/MD	1.074687255396143E-9

Table 2.28: Top events found for the pattern: 28 (Section 2.28)

⌘ 2.29 Pattern: 29

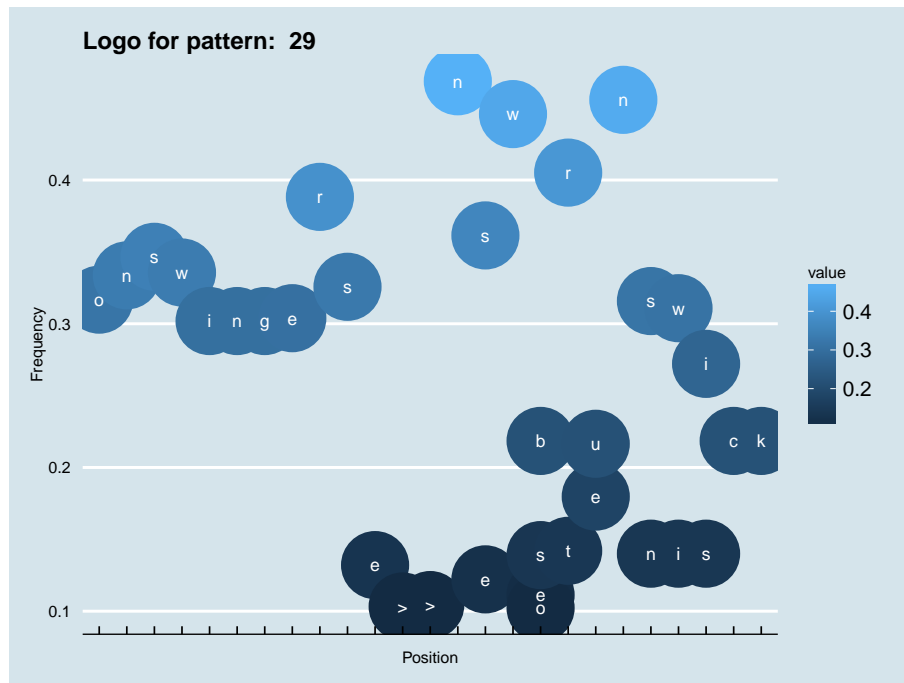
Information for pattern:

`.{0,4}+[w]?+[i]?+[n]?+[g]?+[e]?+[r]?+[s]?+.{0,3}+[n]?+[es]?+[w]?+[beos]?+[rt]?+[eu]?+[n]?+.{0,5}+`

- Records that match the regex: [ 8025397 ]
- Corresponding ratio: [ 0.00862479187539444 ]

Top events found for the pattern are shown in table 2.29. Visualization of the pattern is shown in figure 2.29

Figure 2.29: Regex visualization for pattern: 29



Event List	
Event	Frequency
root/k-root	7.39901756282392E-4
root/d-root	4.0340750443256104E-4
root/i-root	3.37419557576727E-4
root/a-root	2.4424094847211525E-4
root/m-root	2.364849305499213E-4
root/c-root	2.2977888207624934E-4
root/h-root	1.5456904388186108E-4
root/e-root	8.857357421523932E-5
protocol/tcp	3.7351830248548346E-5
root/g-root	2.3978422042398743E-5
root/b-root	2.392683705413973E-5
type/AAAA	7.173537429769255E-6
type/MX	6.033294251793948E-6
type/PTR	2.6243862776773815E-6
type/DS	1.0402972632234665E-6
type/TXT	3.589455433023118E-7
type/NS	3.1380867857567376E-7
type/ANY	1.2681309613674488E-7
type/CNAME	4.8360926492826435E-8
type/SPF	2.149374510792286E-9

Table 2.29: Top events found for the pattern: 29 (Section 2.29)



Event List	
Event	Frequency
type/SRV	0.0017896057570523408
root/j-root	7.322145183445434E-4
root/k-root	7.310312876763522E-4
root/d-root	3.996837130926134E-4
root/i-root	3.2682529061303184E-4
root/a-root	2.3708353135117695E-4
root/m-root	2.3122218706024636E-4
root/c-root	2.1804544662183426E-4
root/h-root	1.4847664183102033E-4
root/e-root	8.516789030288894E-5
protocol/tcp	3.714441560825689E-5
root/g-root	2.3622700560862622E-5
root/b-root	2.3379821241143094E-5
type/PTR	2.329921969698838E-6
type/AAAA	1.4905912232344505E-6
type/DS	9.951603984968286E-7
type/TXT	2.847921226799779E-7
type/NS	1.8269683341734432E-8
type/MX	8.597498043169144E-9
type/ANY	1.074687255396143E-9

Table 2.30: Top events found for the pattern: 30 (Section 2.30)

### :: 2.30 Pattern: 30

Information for pattern:

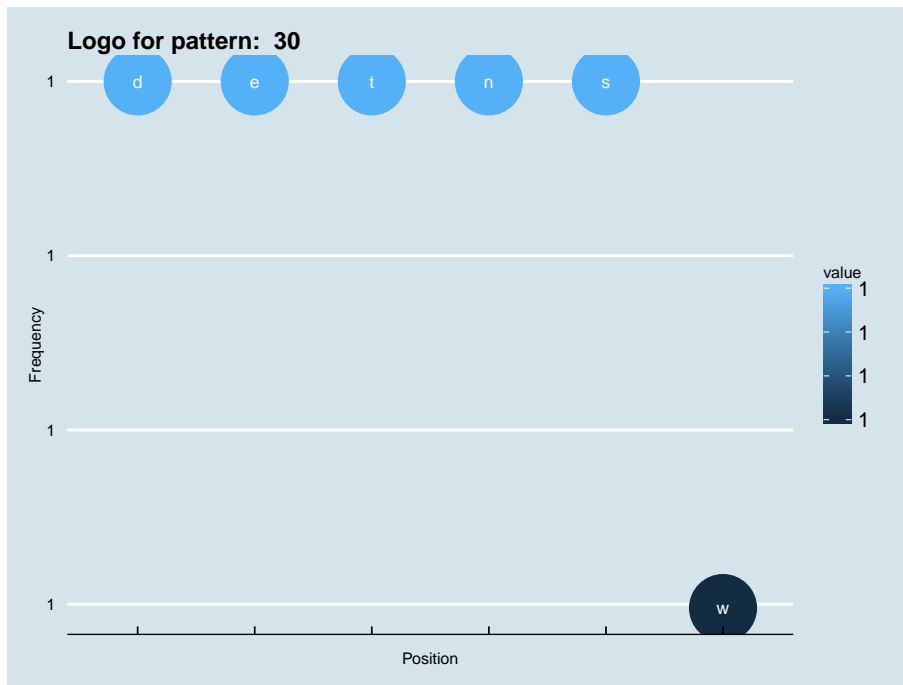
`[d][e][t][n][s][w].{0,4}+`

- Records that match the regex: 「 7941744 」
- Corresponding ratio: 「 0.008534891062418786 」

Top events found for the pattern are shown in table 2.30. Visualization of the pattern is shown in figure 2.30



Figure 2.30: Regex visualization for pattern: 30



Event List	
Event	Frequency
type/Type54456	2.149374510792286E-9
type/Type14664	2.149374510792286E-9
type/Type53336	2.149374510792286E-9
type/Type35480	2.149374510792286E-9
type/Type36104	2.149374510792286E-9
type/Type13224	2.149374510792286E-9
type/Type17496	2.149374510792286E-9
type/Type30136	2.149374510792286E-9
type/Type56392	2.149374510792286E-9
type/Type15880	2.149374510792286E-9
type/Type27496	2.149374510792286E-9
type/Type61192	2.149374510792286E-9
type/Type11208	2.149374510792286E-9
type/Type57816	2.149374510792286E-9
type/Type36952	2.149374510792286E-9
type/Type8616	2.149374510792286E-9
type/Type57848	1.074687255396143E-9
type/Type47272	1.074687255396143E-9
type/Type12568	1.074687255396143E-9
type/Type59000	1.074687255396143E-9

Table 2.31: Top events found for the pattern: 31 (Section 2.31)

### :: 2.31 Pattern: 31

Information for pattern:

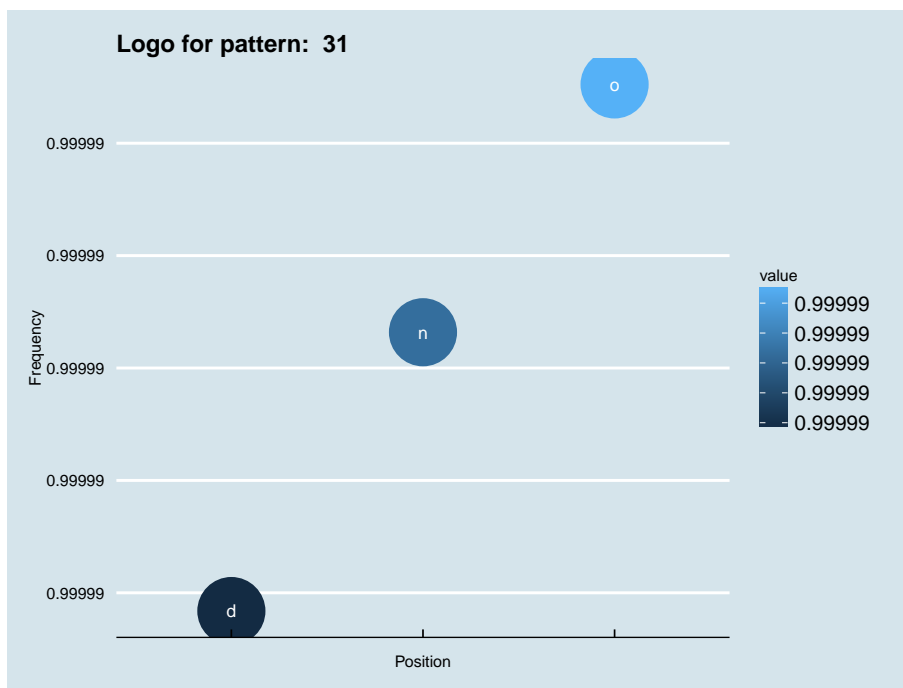
`[d][n][o].{0,10}+`

- Records that match the regex: 「 7256596 」
- Corresponding ratio: 「 0.00779857123875863 」

Top events found for the pattern are shown in table 2.31. Visualization of the pattern is shown in figure 2.31



Figure 2.31: Regex visualization for pattern: 31



Event List	
Event	Frequency
type/Type54456	2.149374510792286E-9
type/Type14664	2.149374510792286E-9
type/Type53336	2.149374510792286E-9
type/Type35480	2.149374510792286E-9
type/Type36104	2.149374510792286E-9
type/Type13224	2.149374510792286E-9
type/Type17496	2.149374510792286E-9
type/Type30136	2.149374510792286E-9
type/Type56392	2.149374510792286E-9
type/Type15880	2.149374510792286E-9
type/Type27496	2.149374510792286E-9
type/Type61192	2.149374510792286E-9
type/Type11208	2.149374510792286E-9
type/Type57816	2.149374510792286E-9
type/Type36952	2.149374510792286E-9
type/Type8616	2.149374510792286E-9
type/Type57848	1.074687255396143E-9
type/Type47272	1.074687255396143E-9
type/Type12568	1.074687255396143E-9
type/Type59000	1.074687255396143E-9

Table 2.32: Top events found for the pattern: 32 (Section 2.32)

### :: 2.32 Pattern: 32

Information for pattern:

`[w][o][r][l][d][n][o].{0,24}+`

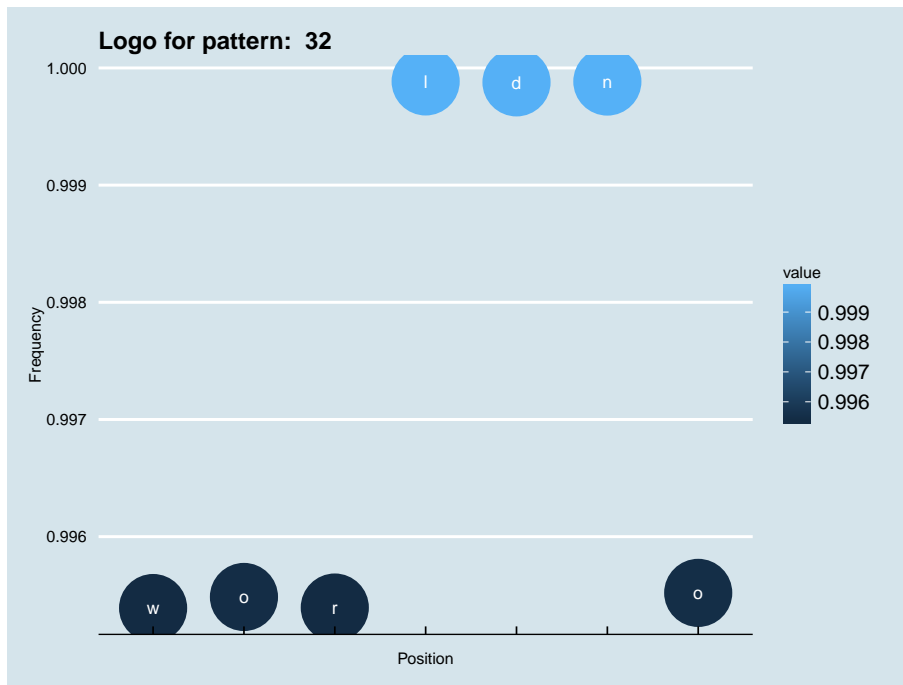
- Records that match the regex: 「 7212726 」
- Corresponding ratio: 「 0.007751424708864402 」

Top events found for the pattern are shown in table 2.32. Visualization of the pattern is shown in figure 2.32





Figure 2.32: Regex visualization for pattern: 32



Event List	
Event	Frequency
type/Type54456	2.149374510792286E-9
type/Type14664	2.149374510792286E-9
type/Type53336	2.149374510792286E-9
type/Type35480	2.149374510792286E-9
type/Type36104	2.149374510792286E-9
type/Type13224	2.149374510792286E-9
type/Type17496	2.149374510792286E-9
type/Type30136	2.149374510792286E-9
type/Type56392	2.149374510792286E-9
type/Type15880	2.149374510792286E-9
type/Type27496	2.149374510792286E-9
type/Type61192	2.149374510792286E-9
type/Type11208	2.149374510792286E-9
type/Type57816	2.149374510792286E-9
type/Type36952	2.149374510792286E-9
type/Type8616	2.149374510792286E-9
type/Type57848	1.074687255396143E-9
type/Type47272	1.074687255396143E-9
type/Type12568	1.074687255396143E-9
type/Type59000	1.074687255396143E-9

Table 2.33: Top events found for the pattern: 33 (Section 2.33)

### :: 2.33 Pattern: 33

Information for pattern:

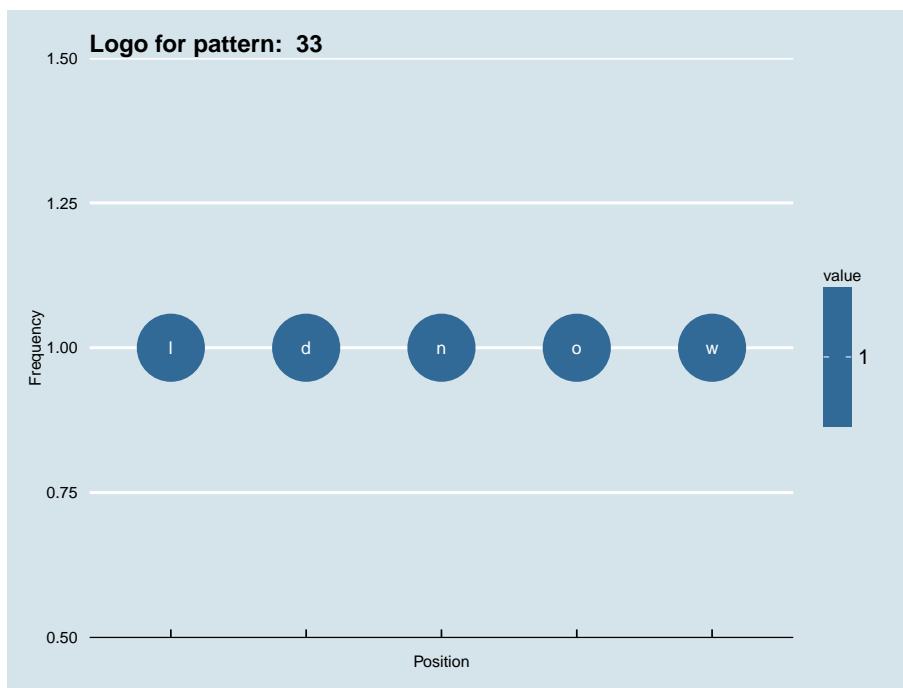
`[1][d][n][o][w].{0,5}+`

- Records that match the regex: 「 7212718 」
- Corresponding ratio: 「 0.0077514161113663585 」

Top events found for the pattern are shown in table 2.33. Visualization of the pattern is shown in figure 2.33



Figure 2.33: Regex visualization for pattern: 33



Event List	
Event	Frequency
type/Type54456	2.149374510792286E-9
type/Type14664	2.149374510792286E-9
type/Type53336	2.149374510792286E-9
type/Type35480	2.149374510792286E-9
type/Type36104	2.149374510792286E-9
type/Type13224	2.149374510792286E-9
type/Type17496	2.149374510792286E-9
type/Type30136	2.149374510792286E-9
type/Type56392	2.149374510792286E-9
type/Type15880	2.149374510792286E-9
type/Type27496	2.149374510792286E-9
type/Type61192	2.149374510792286E-9
type/Type11208	2.149374510792286E-9
type/Type57816	2.149374510792286E-9
type/Type36952	2.149374510792286E-9
type/Type8616	2.149374510792286E-9
type/Type57848	1.074687255396143E-9
type/Type47272	1.074687255396143E-9
type/Type12568	1.074687255396143E-9
type/Type59000	1.074687255396143E-9

Table 2.34: Top events found for the pattern: 34 (Section 2.34)

### :: 2.34 Pattern: 34

Information for pattern:

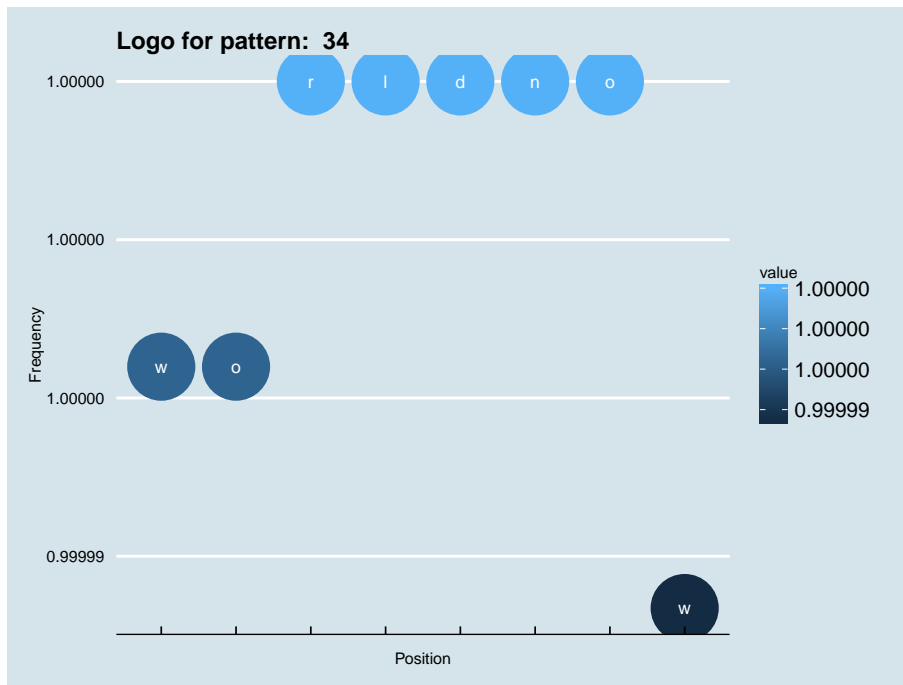
`[w][o][r][l][d][n][o][w].{0,2}+`

- Records that match the regex: 「 7212702 」
- Corresponding ratio: 「 0.007751398916370272 」

Top events found for the pattern are shown in table 2.34. Visualization of the pattern is shown in figure 2.34



Figure 2.34: Regex visualization for pattern: 34



### 2.35 Pattern: 35

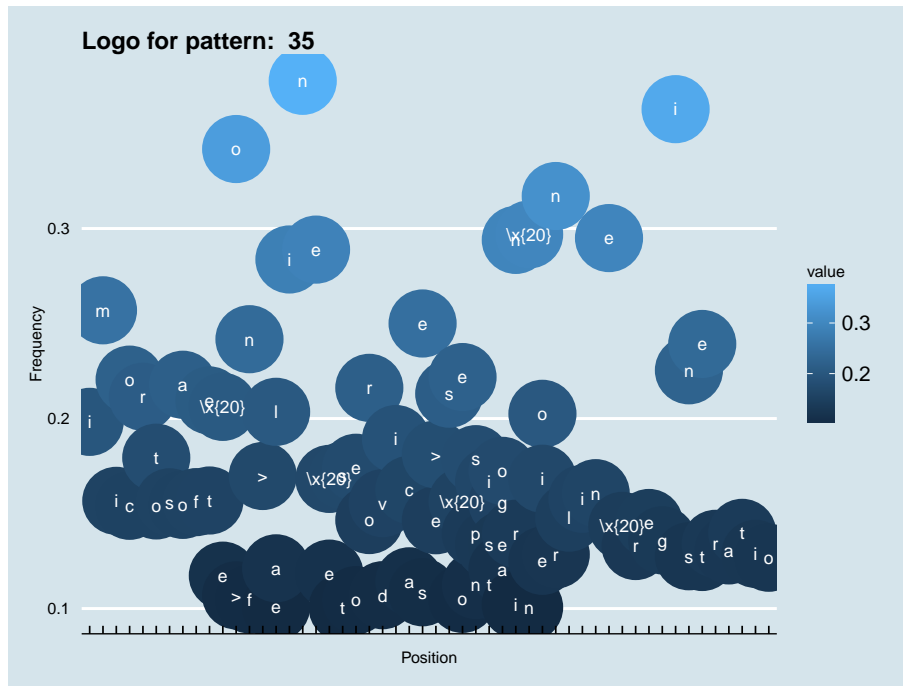
Information for pattern:

```
.{0,6}+[s]?+[ao]?+[f]?+[et]?+[\x{20}e]?+[>o]?+[fn]?+[>]?+[ae1]?+[i]?+[n]?+[e]?+.{0,2}+[eo]?+[or]?+[dv]?+[i]?+[ac]?+[es]?+[>e]?+[s]?+[\x{20}eo]?+[nps]?+[ist]?+[aego]?+[inr]?+[\x{20}n]?+[eio]?+[nr]?+.{0,16}+
```

- Records that match the regex: 「 6320028 」
- Corresponding ratio: 「 0.006792053545346776 」

Top events found for the pattern are shown in table 2.35. Visualization of the pattern is shown in figure 2.35

Figure 2.35: Regex visualization for pattern: 35



Event List	
Event	Frequency
root/h-root	2.6160359577029536E-4
root/d-root	2.235016338174805E-4
root/e-root	1.660918406342185E-4
type/MX	1.3139556259375402E-4
type/AAAA	1.245551782131576E-4
root/g-root	6.50647905034487E-5
root/b-root	4.7010044612793486E-5
type/TXT	2.7923598956957986E-5
type/PTR	2.7517367174418244E-5
protocol/tcp	1.1886041044681342E-5
type/ANY	7.349786139654222E-6
type/NS	6.904865615920219E-6
type/SPF	5.943020522340671E-6
type/A6	1.7066033615690752E-6
type/CNAME	1.2068737878098687E-6
type/DS	2.5899962855047046E-7
type/AFSDB	1.2896247064753716E-8
type/Type0	5.3734362769807155E-9
type/NAPTR	4.298749021584572E-9
type/SSHFP	1.074687255396143E-9

Table 2.35: Top events found for the pattern: 35 (Section 2.35)



:: 2.36 Pattern: 36

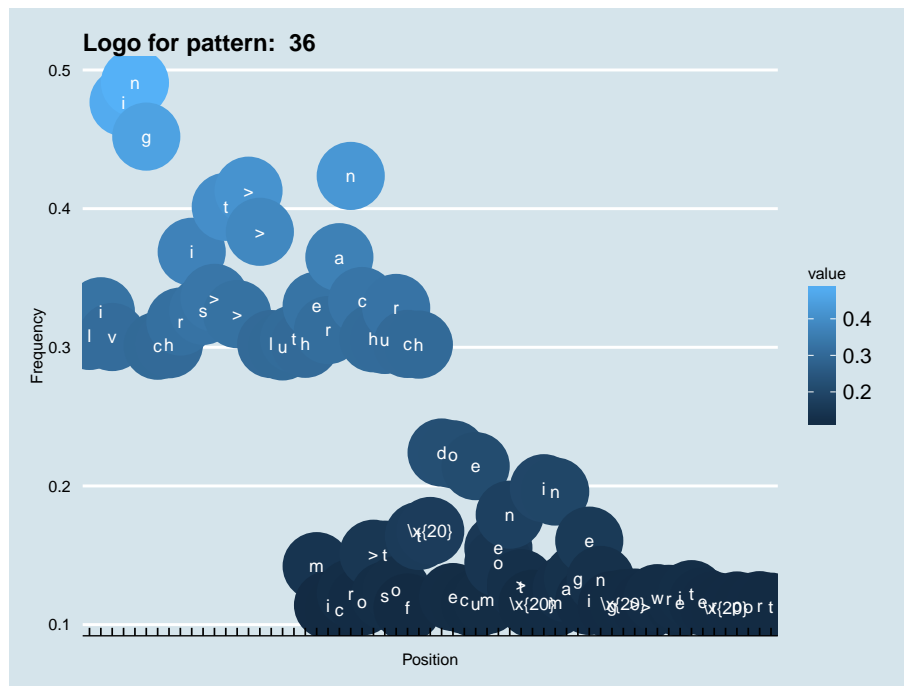
Information for pattern:

```
.{0,4}+[n]?+[g]?+[c]?+[h]?+[r]?+[i]?+[s]?+[>]?+[t]?+[>]{0,3}+[l]?+[u]?+[t]?+[h]?+[em]?+[ir]?+[ac]?+[nr]?+[co]?+[>h]?+[stu]?+[or]?+[cf]?+[ht]?+.[?]+[d]?+[eo]?+[c]?+[eu]?+[m]?+[eo]?+[n]?+[>t]?+[\x{20}]?+.{0,22}+
```

- Records that match the regex: 「 5326148 」
- Corresponding ratio: 「 0.005723943375953657 」

Top events found for the pattern are shown in table 2.36. Visualization of the pattern is shown in figure 2.36

Figure 2.36: Regex visualization for pattern: 36





Event List	
Event	Frequency
type/PTR	4.2056811052672666E-5
root/b-root	3.3582902043874076E-5
root/g-root	3.0852121727912474E-5
protocol/tcp	2.3437854352934484E-5
type/SPF	1.5493766161046196E-5
type/A6	1.0364283891040404E-5
type/ANY	9.861330255515009E-6
type/NS	8.059079728215676E-6
type/DS	2.2471710510333354E-6
type/CNAME	1.690483052738133E-6
type/AFSDB	6.663060983456087E-8
type/NAPTR	5.265967551441101E-8
type/X25	2.6867181384903577E-8
type/Type0	5.3734362769807155E-9
type/CHAOS	4.298749021584572E-9
type/HINFO	4.298749021584572E-9
type/LOC	2.149374510792286E-9
type/SSHFP	2.149374510792286E-9
type/3840)	1.074687255396143E-9
type/CERT	1.074687255396143E-9

Table 2.36: Top events found for the pattern: 36 (Section 2.36)

Event List	
Event	Frequency
root/e-root	4.1061650654175834E-4
root/m-root	2.701323138291191E-4
type/SRV	2.575928629331569E-4
type/AAAA	2.2003146866980633E-5
root/j-root	7.582993274075185E-6
root/i-root	3.615247927152625E-6
root/d-root	2.8425477905227983E-6
type/MX	2.266515421630466E-6
root/b-root	1.0306250779249013E-6
root/g-root	9.983844602630169E-7
type/SOA	1.5475496477704461E-7
type/NS	1.397093432014986E-8
type/ANY	1.1821559809357574E-8
protocol/tcp	6.448123532376858E-9
type/CNAME	3.224061766188429E-9
type/DS	2.149374510792286E-9
type/Type4097	2.149374510792286E-9
type/PTR	1.074687255396143E-9
type/TXT	1.074687255396143E-9
type/4097)	1.074687255396143E-9

Table 2.37: Top events found for the pattern: 37 (Section 2.37)

### :: 2.37 Pattern: 37

Information for pattern:

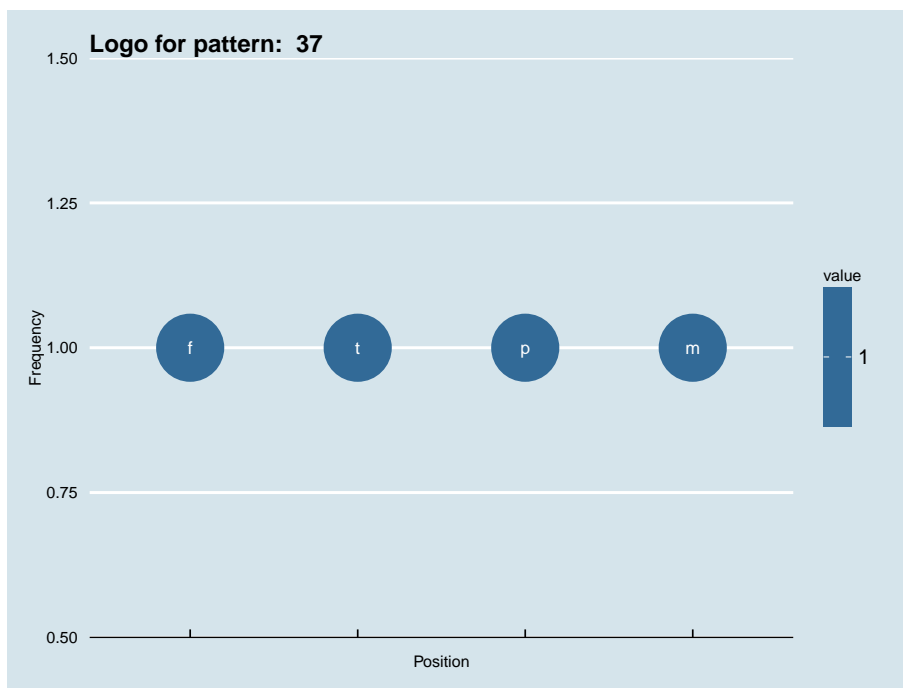
`[f][t][p][m].{0,6}+`

- Records that match the regex: `[ 5146566 ]`
- Corresponding ratio: `[ 0.005530948889255106 ]`

Top events found for the pattern are shown in table 2.37. Visualization of the pattern is shown in figure 2.37



Figure 2.37: Regex visualization for pattern: 37



Event List	
Event	Frequency
root/f-root	7.982733945592335E-4
root/k-root	7.166423000138533E-4
root/h-root	6.740836100129106E-4
root/l-root	5.907781527236232E-4
root/e-root	4.105971621711612E-4
root/m-root	2.7007535540458314E-4
type/SRV	2.575928629331569E-4
type/AAAA	2.1994549368937463E-5
root/j-root	7.52603484953919E-6
root/i-root	3.551841379084253E-6
root/d-root	2.8135312346271024E-6
type/MX	2.2063329353282817E-6
root/b-root	1.0306250779249013E-6
root/g-root	9.973097730076207E-7
type/SOA	1.493815285000639E-7
type/NS	3.224061766188429E-9
protocol/tcp	3.224061766188429E-9
type/Type4097	2.149374510792286E-9
type/PTR	1.074687255396143E-9
type/4097)	1.074687255396143E-9

Table 2.38: Top events found for the pattern: 38 (Section 2.38)

### :: 2.38 Pattern: 38

Information for pattern:

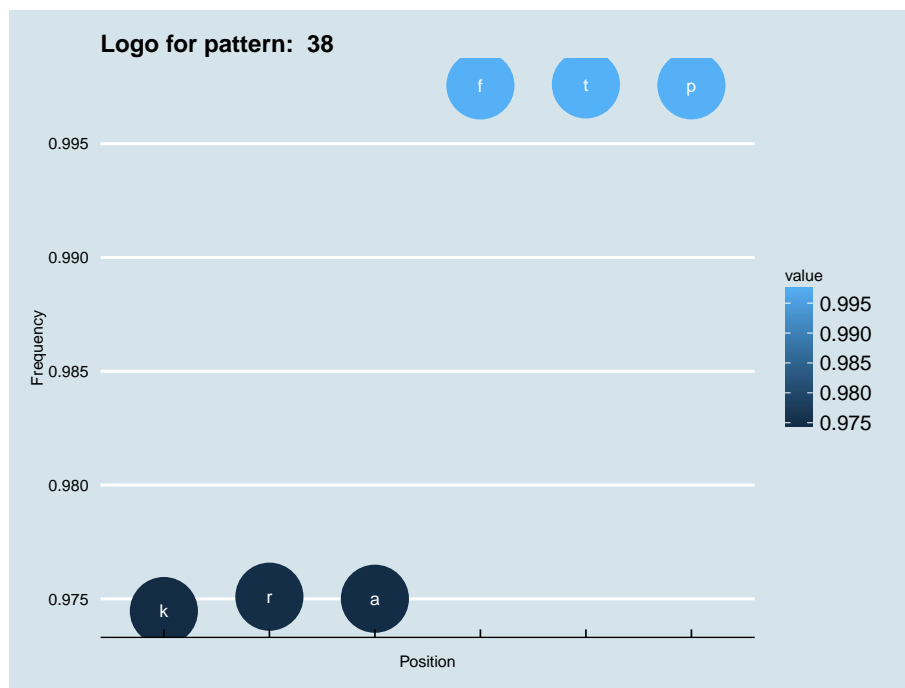
`[k][r][a][f][t][p].{0,20}+`

- Records that match the regex: 「 5146077 」
- Corresponding ratio: 「 0.005530423367187218 」

Top events found for the pattern are shown in table 2.38. Visualization of the pattern is shown in figure 2.38



Figure 2.38: Regex visualization for pattern: 38



Event List	
Event	Frequency
root/f-root	7.982733945592335E-4
root/k-root	7.166423000138533E-4
root/h-root	6.740836100129106E-4
root/l-root	5.907781527236232E-4
root/e-root	4.105971621711612E-4
root/m-root	2.7007535540458314E-4
type/SRV	2.575928629331569E-4
type/AAAA	2.1994549368937463E-5
root/j-root	7.524960162283794E-6
root/i-root	3.551841379084253E-6
root/d-root	2.8135312346271024E-6
type/MX	2.2063329353282817E-6
root/b-root	1.0306250779249013E-6
root/g-root	9.973097730076207E-7
type/SOA	1.493815285000639E-7
type/NS	3.224061766188429E-9
protocol/tcp	3.224061766188429E-9
type/Type4097	2.149374510792286E-9
type/PTR	1.074687255396143E-9
type/4097)	1.074687255396143E-9

Table 2.39: Top events found for the pattern: 39 (Section 2.39)

### :: 2.39 Pattern: 39

Information for pattern:

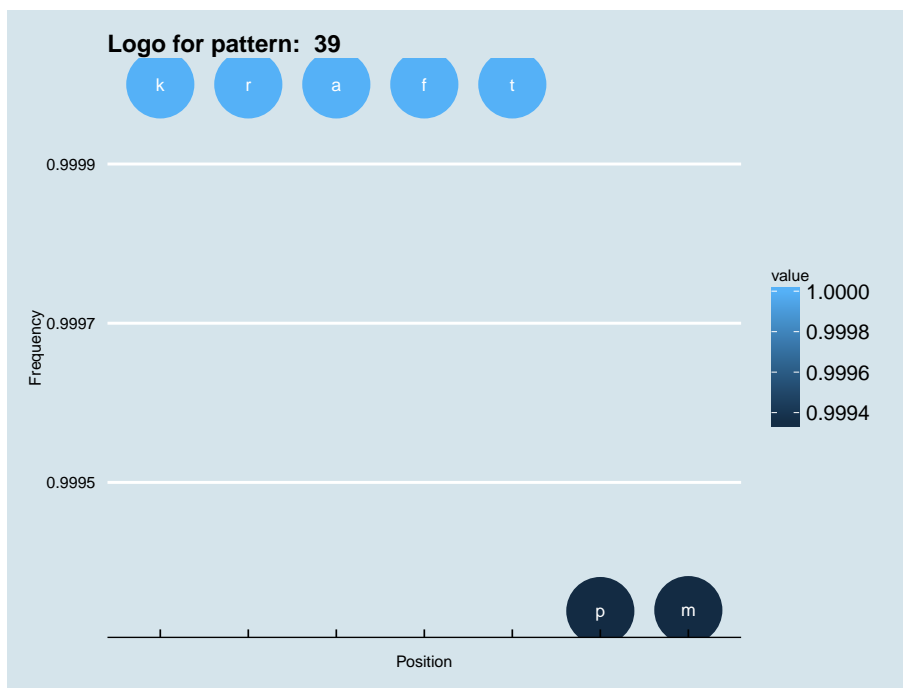
`[k][r][a][f][t][p][m].{0,2}+`

- Records that match the regex: `[ 5146076 ]`
- Corresponding ratio: `[ 0.005530422292499963 ]`

Top events found for the pattern are shown in table 2.39. Visualization of the pattern is shown in figure 2.39



Figure 2.39: Regex visualization for pattern: 39



Event List	
Event	Frequency
root/f-root	7.982733945592335E-4
root/k-root	7.166423000138533E-4
root/h-root	6.740836100129106E-4
root/l-root	5.907781527236232E-4
root/e-root	4.105971621711612E-4
root/m-root	2.7007535540458314E-4
type/SRV	2.575928629331569E-4
type/AAAA	2.1994549368937463E-5
root/j-root	7.524960162283794E-6
root/i-root	3.551841379084253E-6
root/d-root	2.8135312346271024E-6
type/MX	2.2063329353282817E-6
root/b-root	1.0306250779249013E-6
root/g-root	9.973097730076207E-7
type/SOA	1.493815285000639E-7
type/NS	3.224061766188429E-9
protocol/tcp	3.224061766188429E-9
type/Type4097	2.149374510792286E-9
type/PTR	1.074687255396143E-9
type/4097)	1.074687255396143E-9

Table 2.40: Top events found for the pattern: 40 (Section 2.40)

## :: 2.40 Pattern: 40

Information for pattern:

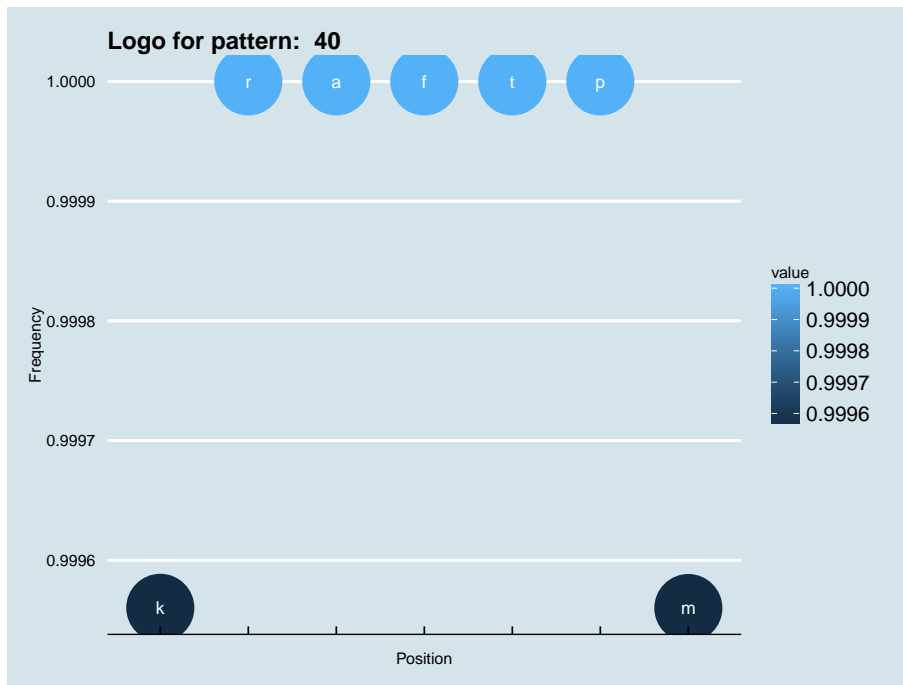
`[k][r][a][f][t][p][m].{0,3}+`

- ▶ Records that match the regex: `[ 5146076 ]`
- ▶ Corresponding ratio: `[ 0.005530422292499963 ]`

Top events found for the pattern are shown in table 2.40. Visualization of the pattern is shown in figure 2.40



Figure 2.40: Regex visualization for pattern: 40



Event List	
Event	Frequency
root/f-root	7.982733945592335E-4
root/k-root	7.166423000138533E-4
root/h-root	6.740836100129106E-4
root/l-root	5.907781527236232E-4
root/e-root	4.105971621711612E-4
root/m-root	2.7007535540458314E-4
type/SRV	2.575928629331569E-4
type/AAAA	2.1994549368937463E-5
root/j-root	7.524960162283794E-6
root/i-root	3.551841379084253E-6
root/d-root	2.8135312346271024E-6
type/MX	2.2063329353282817E-6
root/b-root	1.0306250779249013E-6
root/g-root	9.973097730076207E-7
type/SOA	1.493815285000639E-7
type/NS	3.224061766188429E-9
protocol/tcp	3.224061766188429E-9
type/Type4097	2.149374510792286E-9
type/PTR	1.074687255396143E-9
type/4097)	1.074687255396143E-9

Table 2.41: Top events found for the pattern: 41 (Section 2.41)

### :: 2.41 Pattern: 41

Information for pattern:

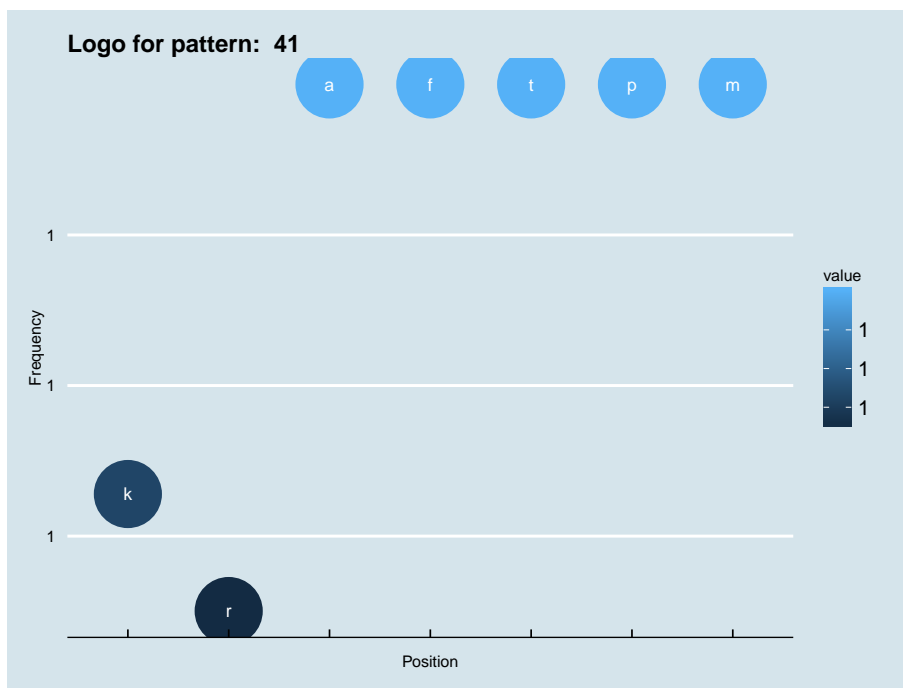
`[k][r][a][f][t][p][m]`

- Records that match the regex: `[ 5146076 ]`
- Corresponding ratio: `[ 0.005530422292499963 ]`

Top events found for the pattern are shown in table 2.41. Visualization of the pattern is shown in figure 2.41



Figure 2.41: Regex visualization for pattern: 41



Event List	
Event	Frequency
root/e-root	2.1191757989156545E-4
type/TXT	8.928931592733315E-5
type/SPF	6.49508736543767E-5
type/PTR	4.873276828319351E-5
root/b-root	3.375700137924825E-5
root/g-root	2.966996574697672E-5
protocol/tcp	1.9224005624526206E-5
type/ANY	1.2851110200027078E-5
type/NS	7.43683580734131E-6
type/CNAME	2.861892161119929E-6
type/DS	2.654477520828473E-7
type/A6	8.167623141010687E-8
type/HINFO	5.4809050025203294E-8
type/AFSDB	8.597498043169144E-9
type/Type0	4.298749021584572E-9
type/256)	4.298749021584572E-9
type/X25	2.149374510792286E-9
type/LOC	2.149374510792286E-9
type/KEY	1.074687255396143E-9
type/MD	1.074687255396143E-9

Table 2.42: Top events found for the pattern: 42 (Section 2.42)

## :: 2.42 Pattern: 42

Information for pattern:

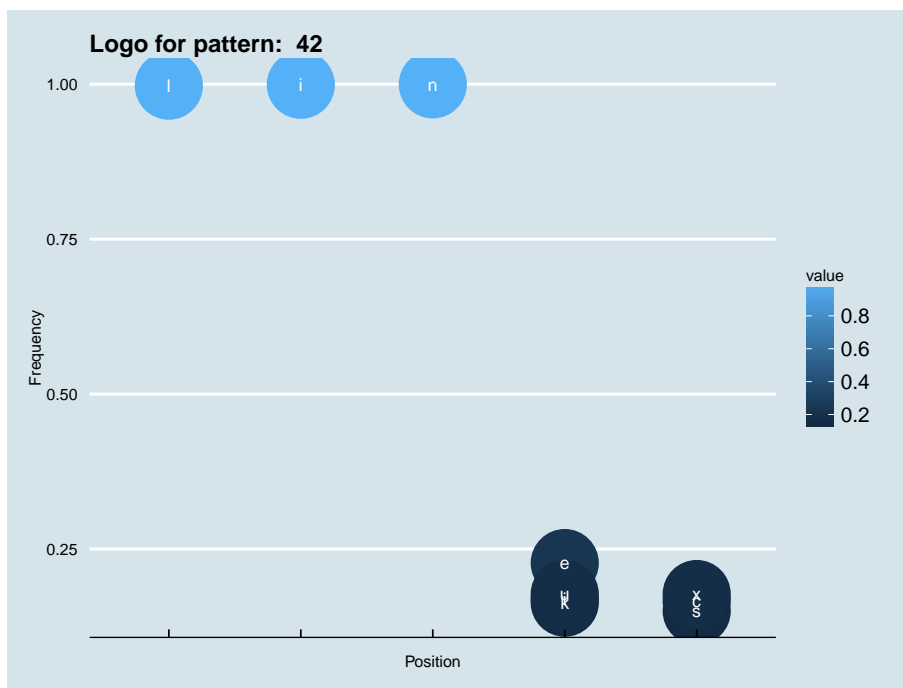
`[l][i][n][eiku][csx]?+.{0,54}+`

- Records that match the regex: 「 4760159 」
- Corresponding ratio: 「 0.005115682210959249 」

Top events found for the pattern are shown in table 2.42. Visualization of the pattern is shown in figure 2.42



Figure 2.42: Regex visualization for pattern: 42



⌘ 2.43 Pattern: 43

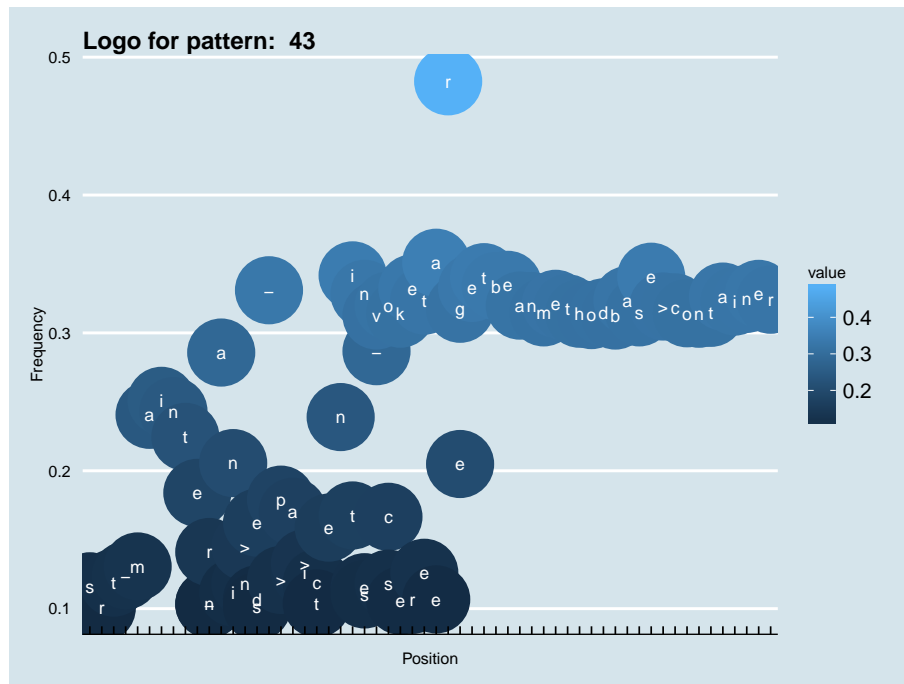
Information for pattern:

```
.{0,11}+[i]?+[n]?+[t]?+[e]?+[-nr]?+[a]?+[in]?+[>n]
?+[des]?+[-]?+[>p]?+[a]?+[>i]?+[ct]?+[e]?+[n]?+[it]
]?+[ens]?+[-v]?+[cos]?+[ek]?+[er]?+[et]?+[ae]?+[r]
?+[eg]?+[e]?+[t]?+[b]?+[e]?+.{0,22}+
```

- Records that match the regex: [ 4578470 ]
- Corresponding ratio: [ 0.00492042335821358 ]

Top events found for the pattern are shown in table 2.43. Visualization of the pattern is shown in figure 2.43

Figure 2.43: Regex visualization for pattern: 43



Event List	
Event	Frequency
root/e-root	1.780767529063963E-4
root/d-root	1.5768348754799909E-4
type/AAAA	1.513600277372482E-4
type/TXT	1.4407149877115153E-4
type/MX	1.1949017717847557E-4
type/PTR	3.855225591282584E-5
root/b-root	3.242868793157862E-5
protocol/tcp	3.097033732600605E-5
root/g-root	2.9590438890077404E-5
type/ANY	1.3624885023912302E-5
type/SPF	1.2585662447944231E-5
type/DS	7.360533012208184E-6
type/NS	4.866183892433736E-6
type/CNAME	1.1144506838458003E-6
type/A6	6.340654806837244E-8
type/Type0	3.224061766188429E-9
type/AFSDB	2.149374510792286E-9
type/8193)	1.074687255396143E-9
type/X25	1.074687255396143E-9
type/NAPTR	1.074687255396143E-9

Table 2.43: Top events found for the pattern: 43 (Section 2.43)

Event List	
Event	Frequency
root/l-root	4.5903546614637616E-4
root/j-root	3.8926999358782473E-4
root/k-root	2.759141312631504E-4
root/d-root	2.493209951283728E-4
root/e-root	2.063098617929084E-4
root/i-root	1.619177553342599E-4
root/m-root	1.5019614143965416E-4
type/SOA	1.2821771237954765E-4
root/g-root	4.727549236487633E-5
type/AAAA	2.585160192855422E-5
root/b-root	2.4028932343402363E-5
protocol/tcp	2.1320720459804082E-5
type/MX	1.0973631564850017E-5
type/PTR	4.1053053156132665E-6
type/NS	1.2036497260436802E-7
type/TXT	4.621155198203415E-8
type/ANY	3.8688741194261153E-8
type/CNAME	3.224061766188429E-9
type/SPF	2.149374510792286E-9
type/32769)	1.074687255396143E-9

Table 2.44: Top events found for the pattern: 44 (Section 2.44)

## :: 2.44 Pattern: 44

Information for pattern:

`[c][h][o][i][c][e].{0,21}+`

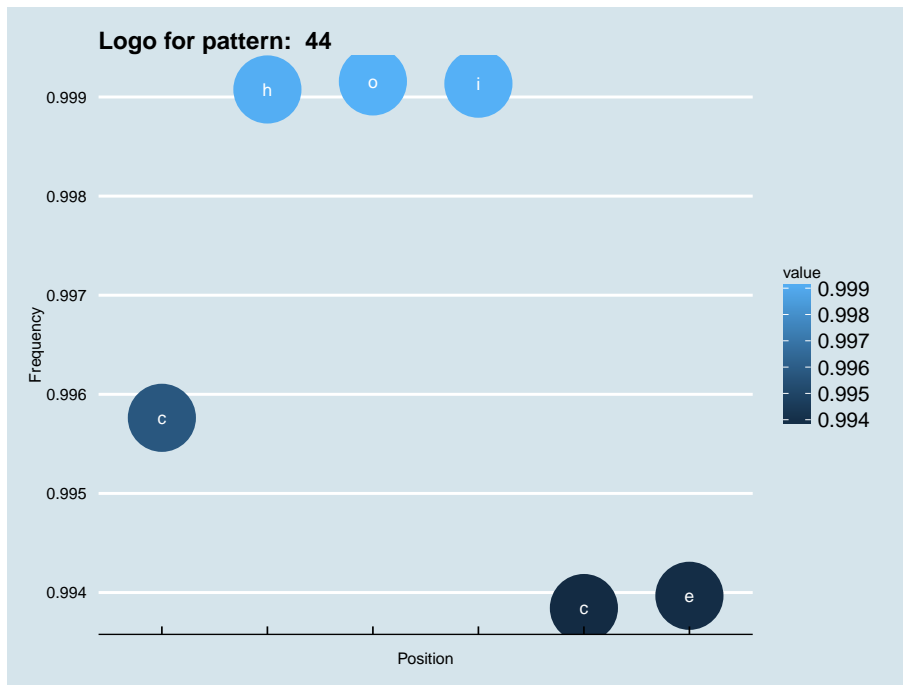
- ▶ Records that match the regex: 「 4438874 」
- ▶ Corresponding ratio: 「 0.004770401316109299 」

Top events found for the pattern are shown in table 2.44. Visualization of the pattern is shown in figure 2.44





Figure 2.44: Regex visualization for pattern: 44



Event List	
Event	Frequency
root/l-root	4.5903546614637616E-4
root/j-root	3.8926999358782473E-4
root/k-root	2.759141312631504E-4
root/d-root	2.493209951283728E-4
root/e-root	2.063098617929084E-4
root/i-root	1.619177553342599E-4
root/m-root	1.5019614143965416E-4
type/SOA	1.2821771237954765E-4
root/g-root	4.727549236487633E-5
type/AAAA	2.585160192855422E-5
root/b-root	2.4028932343402363E-5
protocol/tcp	2.1320720459804082E-5
type/MX	1.0973631564850017E-5
type/PTR	4.1053053156132665E-6
type/NS	1.2036497260436802E-7
type/TXT	4.621155198203415E-8
type/ANY	3.8688741194261153E-8
type/CNAME	3.224061766188429E-9
type/SPF	2.149374510792286E-9
type/32769)	1.074687255396143E-9

Table 2.45: Top events found for the pattern: 45 (Section 2.45)

### :: 2.45 Pattern: 45

Information for pattern:

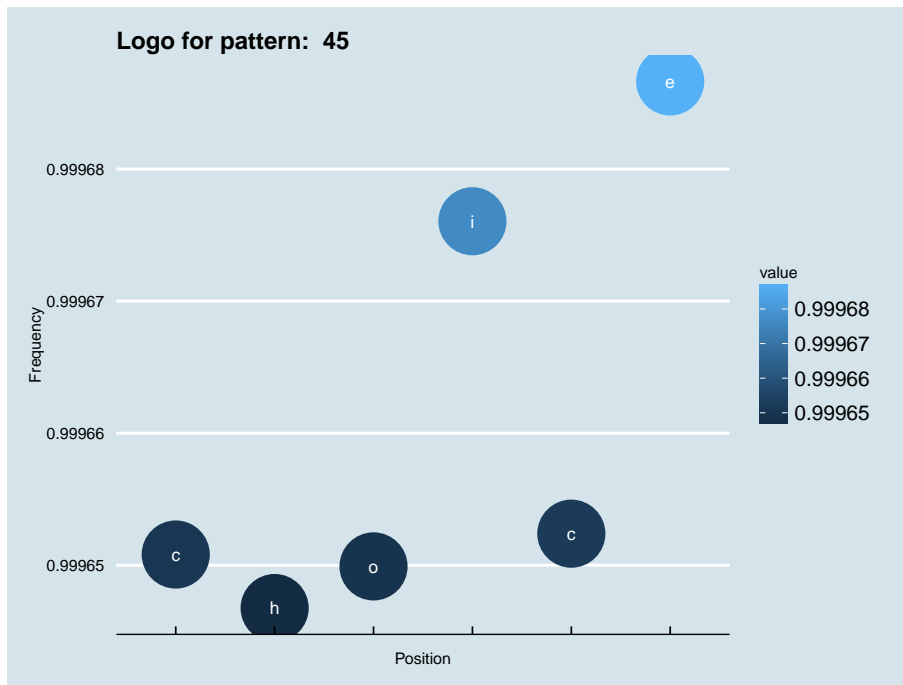
`[c][h][o][i][c][e].{0,19}+`

- Records that match the regex: 「 4438874 」
- Corresponding ratio: 「 0.004770401316109299 」

Top events found for the pattern are shown in table 2.45. Visualization of the pattern is shown in figure 2.45



Figure 2.45: Regex visualization for pattern: 45



Event List	
Event	Frequency
root/l-root	4.5903546614637616E-4
root/j-root	3.8926999358782473E-4
root/k-root	2.759141312631504E-4
root/d-root	2.493209951283728E-4
root/e-root	2.063098617929084E-4
root/i-root	1.619177553342599E-4
root/m-root	1.5019614143965416E-4
type/SOA	1.2821771237954765E-4
root/g-root	4.727549236487633E-5
type/AAAA	2.585160192855422E-5
root/b-root	2.4028932343402363E-5
protocol/tcp	2.1320720459804082E-5
type/MX	1.0973631564850017E-5
type/PTR	4.1053053156132665E-6
type/NS	1.2036497260436802E-7
type/TXT	4.621155198203415E-8
type/ANY	3.8688741194261153E-8
type/CNAME	3.224061766188429E-9
type/SPF	2.149374510792286E-9
type/32769)	1.074687255396143E-9

Table 2.46: Top events found for the pattern: 46 (Section 2.46)

### :: 2.46 Pattern: 46

Information for pattern:

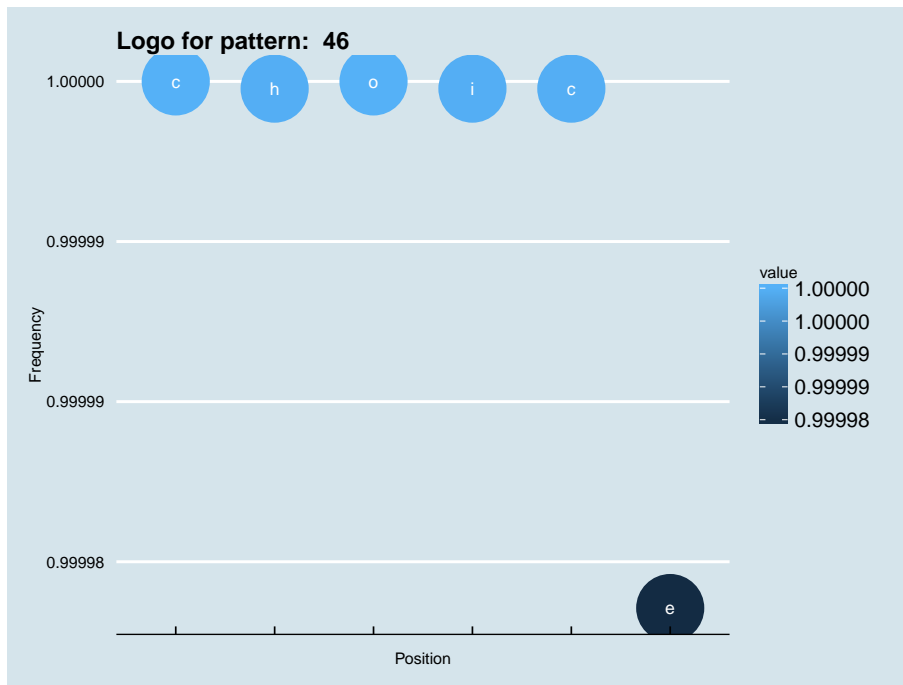
`[c][h][o][i][c][e].{0,12}+`

- Records that match the regex: 「 4438874 」
- Corresponding ratio: 「 0.004770401316109299 」

Top events found for the pattern are shown in table 2.46. Visualization of the pattern is shown in figure 2.46



Figure 2.46: Regex visualization for pattern: 46



Event List	
Event	Frequency
root/l-root	4.585593796922357E-4
root/j-root	3.8902496489359446E-4
root/k-root	2.7555733509435884E-4
root/d-root	2.4916624016359576E-4
root/e-root	2.0615940557715292E-4
root/i-root	1.616383366478569E-4
root/m-root	1.4993714181110368E-4
type/SOA	1.2741169693800055E-4
root/g-root	4.72572226815346E-5
type/AAAA	2.5633440415708805E-5
root/b-root	2.3996691725740478E-5
protocol/tcp	2.1302450776462348E-5
type/MX	1.0623283519590875E-5
type/PTR	4.1053053156132665E-6
type/NS	5.1584988259014865E-8
type/TXT	4.2987490215845724E-8
type/ANY	1.5045621575546003E-8
type/SPF	2.149374510792286E-9
type/CNAME	1.074687255396143E-9
type/32769)	1.074687255396143E-9

Table 2.47: Top events found for the pattern: 47 (Section 2.47)

### :: 2.47 Pattern: 47

Information for pattern:

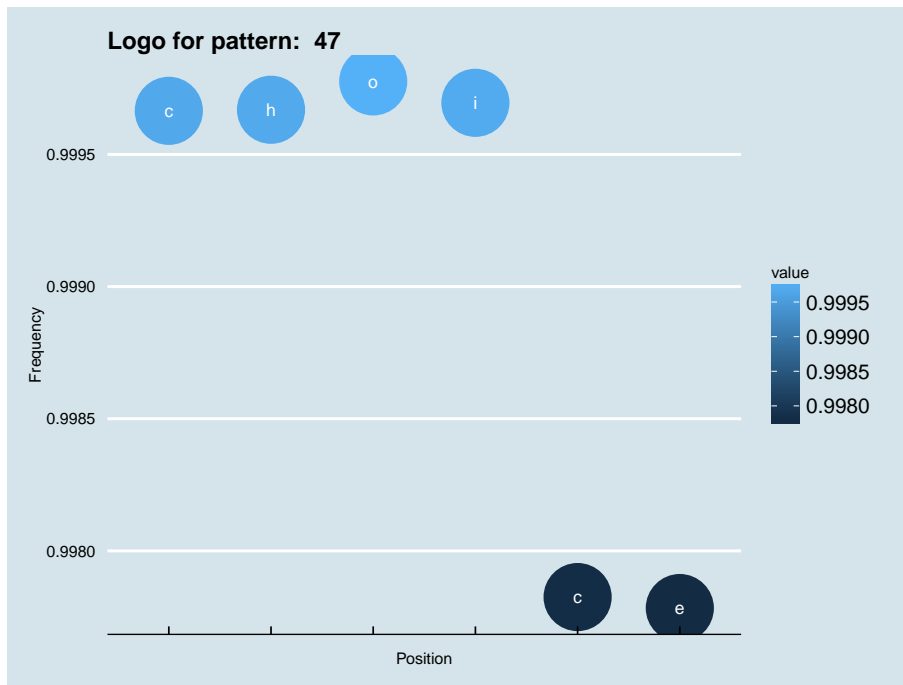
`.?+[c][h][o][i][c][e].{0,16}+`

- Records that match the regex: 「 4434568 」
- Corresponding ratio: 「 0.004765773712787563 」

Top events found for the pattern are shown in table 2.47. Visualization of the pattern is shown in figure 2.47



Figure 2.47: Regex visualization for pattern: 47



Event List	
Event	Frequency
type/SRV	5.372941920843233E-4
root/f-root	5.210954310837372E-4
root/l-root	4.5804460449690095E-4
root/j-root	3.8818778352164087E-4
root/k-root	2.728383763382066E-4
root/d-root	2.4889756834974675E-4
root/e-root	2.058284019024909E-4
root/i-root	1.611601008192056E-4
root/m-root	1.4875713520467874E-4
type/SOA	1.2243482025826099E-4
root/g-root	4.717017301384751E-5
type/AAAA	2.551415013035983E-5
root/b-root	2.3917164868841163E-5
protocol/tcp	2.129600265292997E-5
type/MX	1.0161167999770533E-5
type/PTR	4.1053053156132665E-6
type/TXT	4.191280296044958E-8
type/NS	3.7614053938865006E-8
type/ANY	2.149374510792286E-9
type/32769)	1.074687255396143E-9

Table 2.48: Top events found for the pattern: 48 (Section 2.48)

### :: 2.48 Pattern: 48

Information for pattern:

`[w][e][1]{2}+[c][h][o][i][c]`

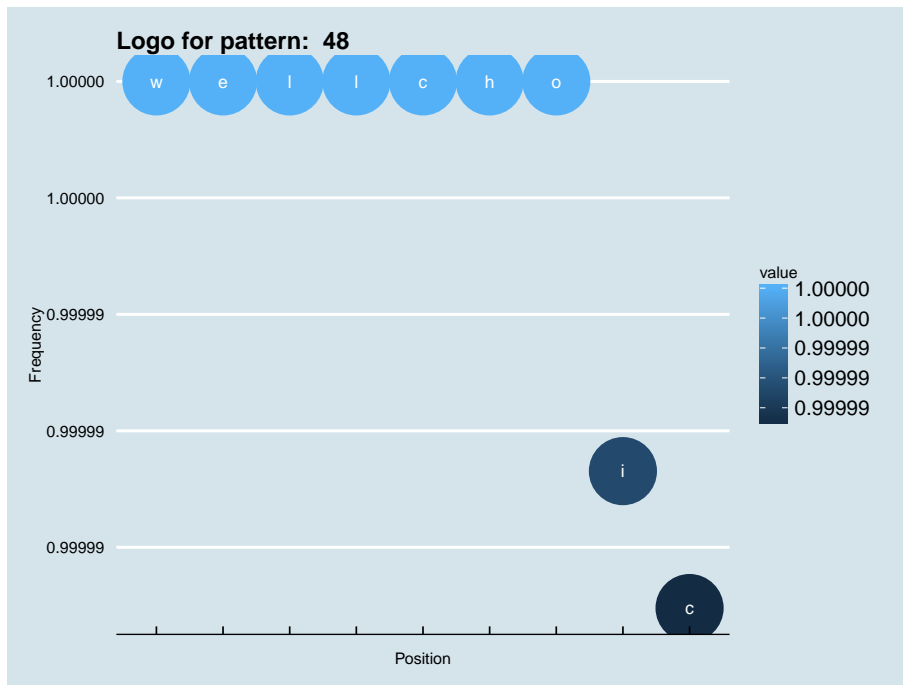
- Records that match the regex: 「 4423066 」
- Corresponding ratio: 「 0.004753412659975997 」

Top events found for the pattern are shown in table 2.48. Visualization of the pattern is shown in figure 2.48





Figure 2.48: Regex visualization for pattern: 48





Event List	
Event	Frequency
type/ANY	1.1579540239442362E-4
type/SOA	1.1525268533044857E-4
type/SRV	1.0840047939004276E-4
type/SPF	7.948386940909875E-5
root/b-root	3.291552125827307E-5
root/g-root	3.102837043779744E-5
type/CNAME	2.5892440044259276E-5
protocol/tcp	2.5596901049025337E-5
type/NS	1.1217585571824941E-5
type/PTR	2.119283267641194E-6
type/DS	9.53247595536379E-7
type/WKS	1.9881714224828646E-7
type/MD	9.672185298565288E-9
type/A6	6.448123532376858E-9
type/AFSDB	4.298749021584572E-9
type/LOC	1.074687255396143E-9
type/Type256	1.074687255396143E-9
type/MAILB	1.074687255396143E-9
type/Type0	1.074687255396143E-9
type/NAPTR	1.074687255396143E-9

Table 2.49: Top events found for the pattern: 49 (Section 2.49)

### :: 2.49 Pattern: 49

Information for pattern:

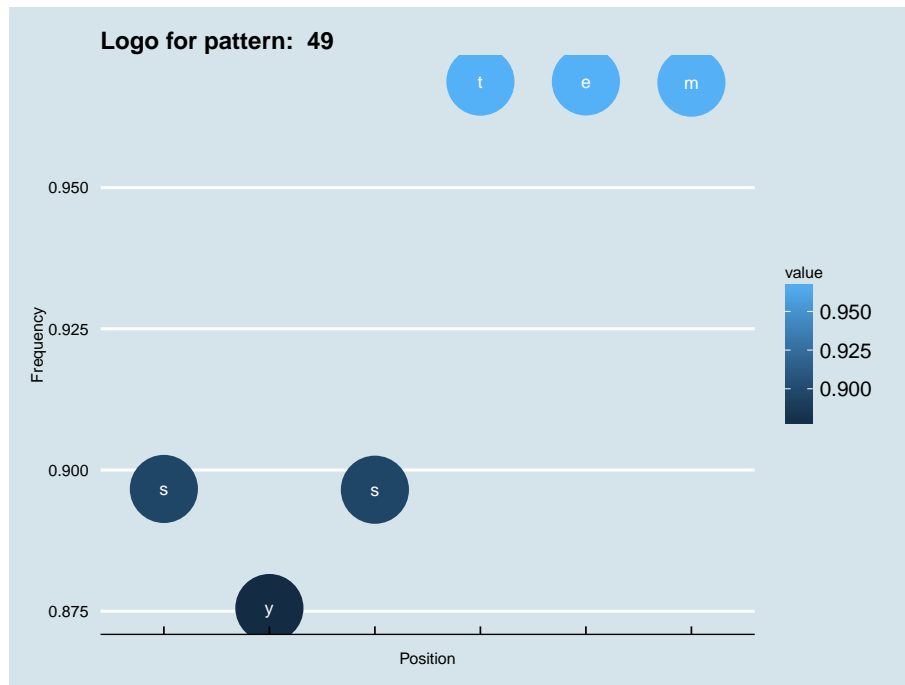
[s][y][s][t][e][m].{0,56}+

- Records that match the regex: [ 4347358 ]
- Corresponding ratio: [ 0.004672050237244466 ]

Top events found for the pattern are shown in table 2.49. Visualization of the pattern is shown in figure 2.49



Figure 2.49: Regex visualization for pattern: 49



⌘ 2.50 Pattern: 50

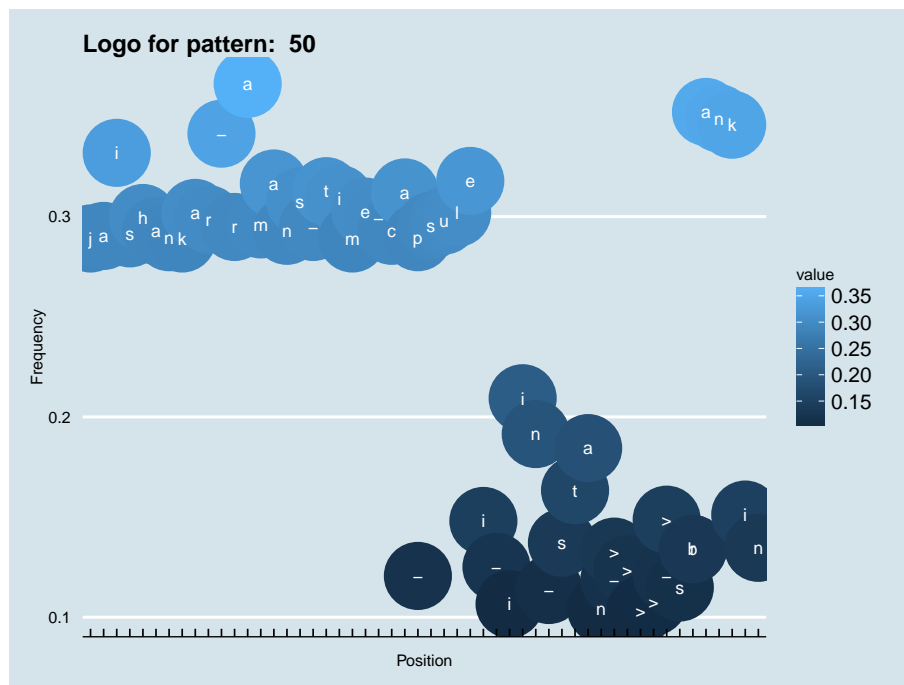
Information for pattern:

```
.{0,18}+[-]?+[t]?+[i]?+[m]?+[e]?+[-]?+[c]?+[a]?+[-p]?+[s]?+[u]?+[l]?+[e]?+.{0,14}+[t]?+[a]?+[n]?+.{0,2}+[>]?+.{0,12}+
```

- Records that match the regex: [ 4147444 ]
- Corresponding ratio: [ 0.0044572052092692015 ]

Top events found for the pattern are shown in table 2.50. Visualization of the pattern is shown in figure 2.50

Figure 2.50: Regex visualization for pattern: 50



Event List	
Event	Frequency
root/j-root	3.3339807786703465E-4
type/SOA	3.1770871862550637E-4
root/h-root	2.4400989071220508E-4
root/e-root	1.4463248551846832E-4
root/d-root	1.0553536316715665E-4
type/AAAA	5.3738661518828735E-5
type/MX	4.7702143205268605E-5
root/g-root	2.1349737015699777E-5
root/b-root	1.9421748079519096E-5
type/PTR	1.8805952282177108E-5
protocol/tcp	1.555287396009298E-5
type/TXT	6.075207054754397E-6
type/ANY	2.7673196826450683E-6
type/SPF	2.43524132072766E-6
type/NS	1.1155253711011965E-6
type/CNAME	1.740993353741752E-7
type/DS	8.060154415471074E-8
type/X25	1.0746872553961431E-8
type/NAPTR	2.149374510792286E-9
type/Type0	1.074687255396143E-9

Table 2.50: Top events found for the pattern: 50 (Section 2.50)



⌘ 2.51 Pattern: 51

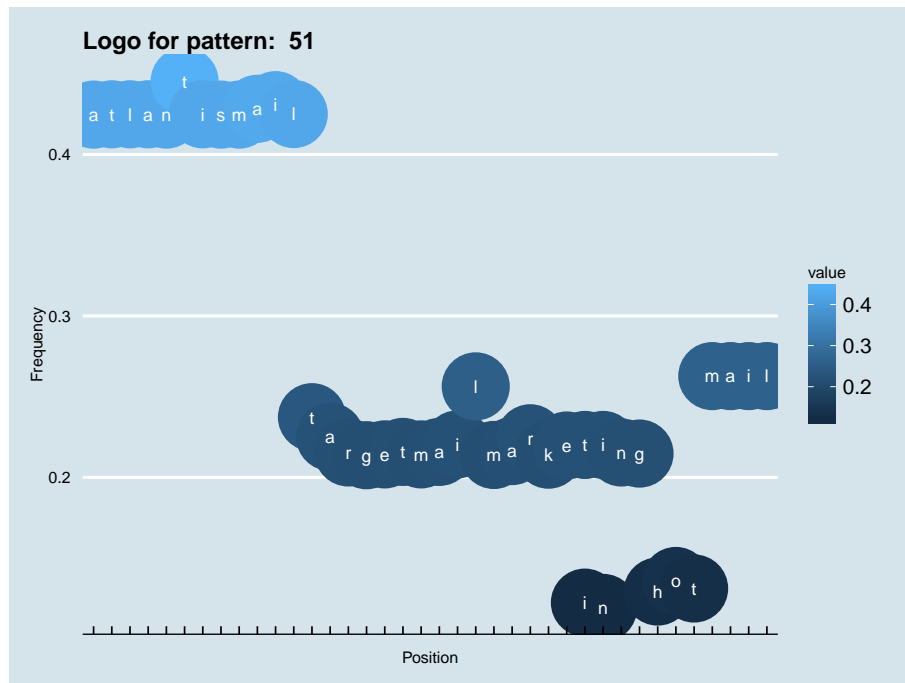
Information for pattern:

```
.{0,8}+[m]?+[a]?+[i]?+[l]?+.{0,17}+[it]?+[in]?+[n]?+[g]?+.{0,8}+
```

- Records that match the regex: [ 4044729 ]
- Corresponding ratio: [ 0.004346818707831187 ]

Top events found for the pattern are shown in table 2.51. Visualization of the pattern is shown in figure 2.51

Figure 2.51: Regex visualization for pattern: 51



Event List	
Event	Frequency
type/ANY	6.273486853374986E-5
root/b-root	5.0994984955802384E-5
type/SRV	4.520027127470638E-5
root/g-root	4.087035632271532E-5
type/SPF	3.9659183785883865E-5
protocol/tcp	2.511114240958628E-5
type/NS	2.0635069990861344E-5
type/CNAME	1.7190697337316705E-5
type/DS	2.095640148022479E-6
type/PTR	1.9226154999037E-6
type/A6	4.2880021490306106E-7
type/Type0	5.1584988259014865E-8
type/256)	3.3315304917280435E-8
type/15136)	1.0746872553961431E-8
type/AFSDB	1.0746872553961431E-8
type/0)	6.448123532376858E-9
type/NAPTR	3.224061766188429E-9
type/Type257	2.149374510792286E-9
type/Type55	2.149374510792286E-9
type/CERT	1.074687255396143E-9

Table 2.51: Top events found for the pattern: 51 (Section 2.51)



Event List	
Event	Frequency
root/k-root	3.9403730625276205E-4
root/i-root	3.768906710929166E-4
root/l-root	3.3239646934500545E-4
root/m-root	2.938033753164746E-4
root/h-root	2.705020062449754E-4
root/d-root	1.6218320308634273E-4
root/e-root	1.2125051490281444E-4
type/AAAA	8.62103369406232E-5
type/DS	3.18494315009201E-5
type/MX	2.4511466921075232E-5
protocol/tcp	2.4413670380834183E-5
type/PTR	2.4067621084596623E-5
root/g-root	2.1905350326739583E-5
root/b-root	1.5593712075798036E-5
type/TXT	3.814065069400912E-6
type/NS	3.6238454251957945E-6
type/ANY	1.389570621227213E-6
type/SPF	1.365927501608498E-6
type/CNAME	6.555592257916472E-8
type/A6	5.3734362769807155E-9

Table 2.52: Top events found for the pattern: 52 (Section 2.52)

## :: 2.52 Pattern: 52

Information for pattern:

`.?+[n][t][r][a][n][e][t].{0,5}+`

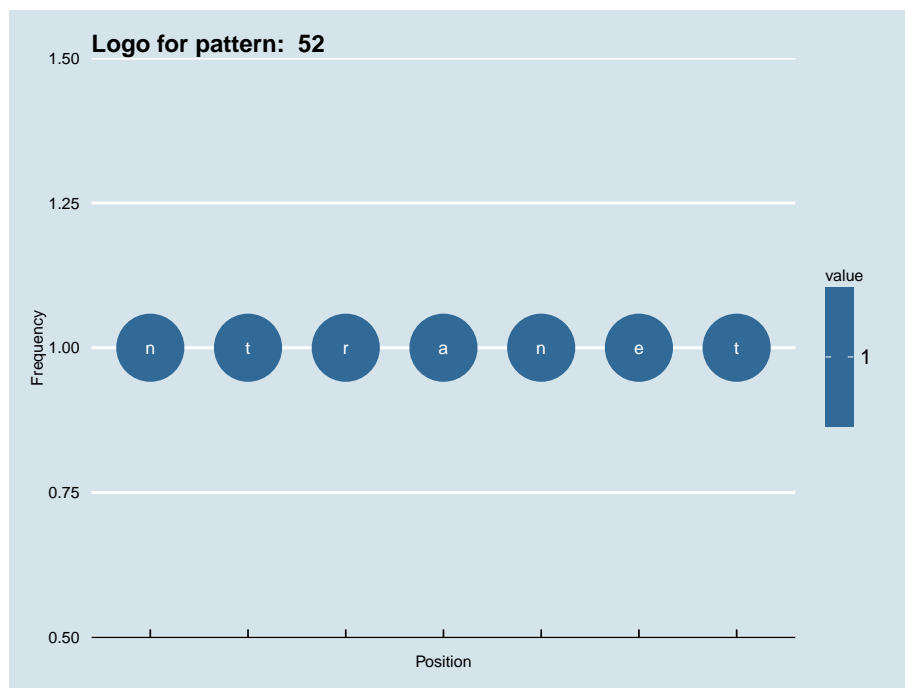
- Records that match the regex: 「 3903628 」
- Corresponding ratio: 「 0.004195179261407535 」

Top events found for the pattern are shown in table 2.52. Visualization of the pattern is shown in figure 2.52





Figure 2.52: Regex visualization for pattern: 52



Event List	
Event	Frequency
root/k-root	3.9403515687825127E-4
root/i-root	3.768874470311504E-4
root/l-root	3.3239109590872847E-4
root/m-root	2.9380122594196376E-4
root/h-root	2.704998568704646E-4
root/d-root	1.6218212839908734E-4
root/e-root	1.2125051490281444E-4
type/AAAA	8.62092622533678E-5
type/DS	3.18494315009201E-5
type/MX	2.4511466921075232E-5
protocol/tcp	2.4413670380834183E-5
type/PTR	2.4067621084596623E-5
root/g-root	2.1905350326739583E-5
root/b-root	1.559263738854264E-5
type/TXT	3.814065069400912E-6
type/NS	3.6238454251957945E-6
type/ANY	1.389570621227213E-6
type/SPF	1.365927501608498E-6
type/CNAME	6.555592257916472E-8
type/A6	5.3734362769807155E-9

Table 2.53: Top events found for the pattern: 53 (Section 2.53)

### :: 2.53 Pattern: 53

Information for pattern:

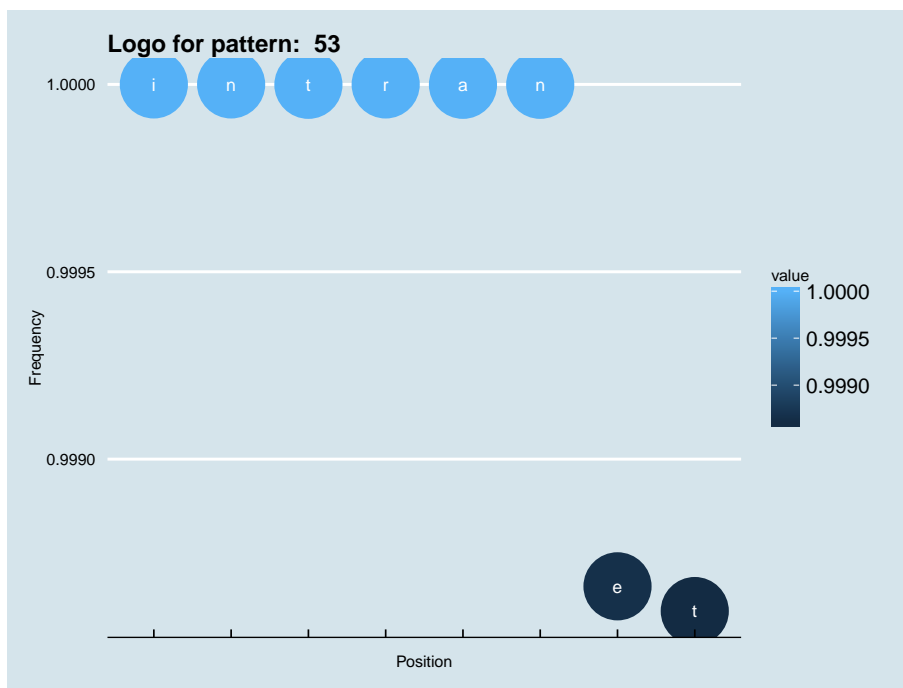
`[i][n][t][r][a][n][e][t].{0,7}+`

- Records that match the regex: `[ 3903606 ]`
- Corresponding ratio: `[ 0.004195155618287916 ]`

Top events found for the pattern are shown in table 2.53. Visualization of the pattern is shown in figure 2.53



Figure 2.53: Regex visualization for pattern: 53



:: 2.54 Pattern: 54

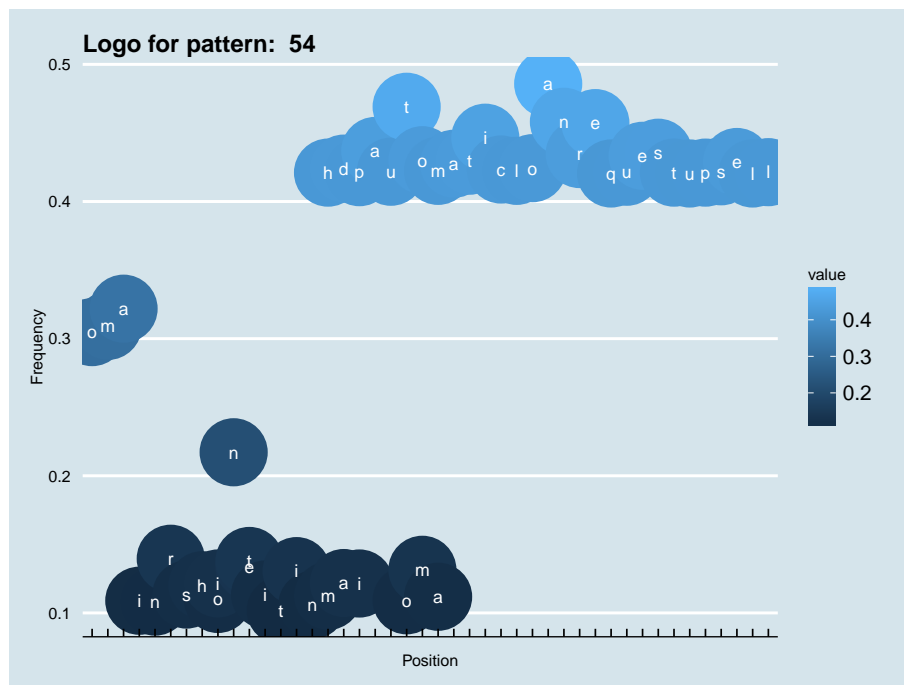
Information for pattern:

```
.{0,13}+[io]?+[n]?+[et]?+.{0,8}+[hm]?+[ad]?+[ip]?+
[a]?+[u]?+[ot]?+[mo]?+[am]?+[a]?+[t]?+[i]?+[c]?+[l]
]?+[o]?+[a]?+[n]?+[r]?+[e]?+.{0,13}+
```

- Records that match the regex: 「 3751502 」
- Corresponding ratio: 「 0.0040316913879931415 」

Top events found for the pattern are shown in table 2.54. Visualization of the pattern is shown in figure 2.54

Figure 2.54: Regex visualization for pattern: 54



Event List	
Event	Frequency
type/TXT	1.3930633548072505E-4
root/d-root	1.3464326747956117E-4
type/MX	1.2815967926775625E-4
type/AAAA	1.154676227815278E-4
root/b-root	2.165279882172149E-5
root/g-root	2.0322335999541066E-5
type/PTR	1.8430886430043854E-5
protocol/tcp	1.360016721703819E-5
type/ANY	1.3203607619797014E-5
type/SPF	8.385784653856104E-6
type/DS	7.13592337583039E-6
type/NS	4.008583462627614E-6
type/CNAME	1.5142343428531656E-6
type/41)	4.395470874570225E-7
type/0)	6.448123532376859E-8
type/A6	6.018248630218401E-8
type/10501)	3.3315304917280435E-8
type/Type0	8.597498043169144E-9
type/X25	2.149374510792286E-9
type/8193)	1.074687255396143E-9

Table 2.54: Top events found for the pattern: 54 (Section 2.54)



Event List	
Event	Frequency
root/h-root	1.6014452136285627E-4
type/AAAA	1.1988351271395055E-4
type/SRV	9.647574960416716E-5
root/e-root	9.156980228328377E-5
root/d-root	7.744088893659067E-5
type/MX	3.423631189515493E-5
root/b-root	1.522187028543097E-5
root/g-root	1.1689373276943847E-5
protocol/tcp	9.590509067155181E-6
type/PTR	7.124101816021033E-6
type/ANY	5.958066143916217E-6
type/TXT	5.613091534934055E-6
type/SPF	2.9790330719581086E-6
type/NS	5.158498825901487E-7
type/NAPTR	4.868333266944528E-7
type/DS	7.952685689931459E-8
type/CNAME	7.845216964391844E-8
type/AFSDB	5.265967551441101E-8
type/A6	4.7286239237430294E-8
type/Type0	2.149374510792286E-9

Table 2.55: Top events found for the pattern: 55 (Section 2.55)

### :: 2.55 Pattern: 55

Information for pattern:

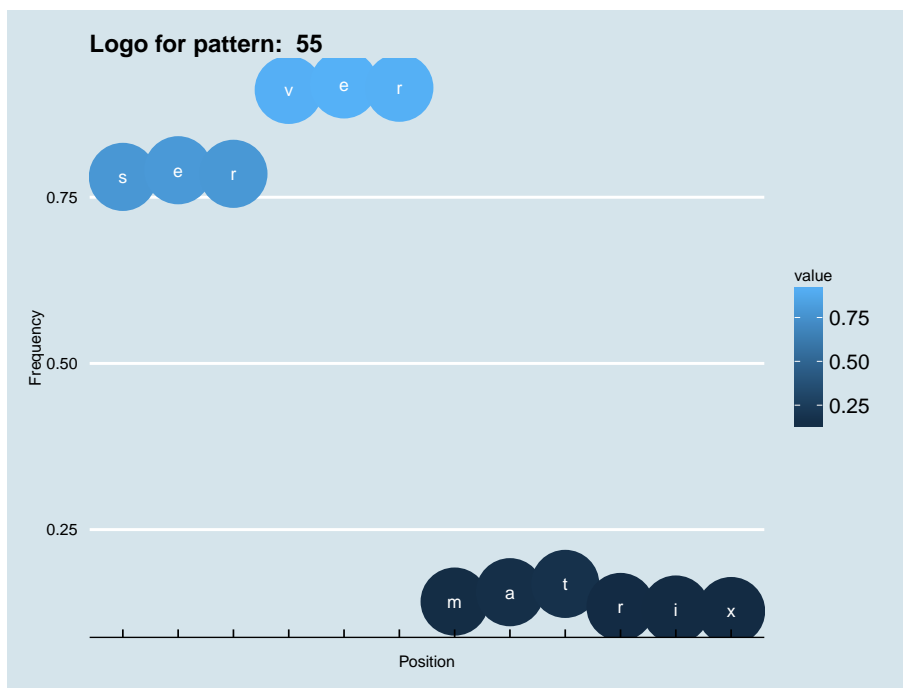
`.{0,2}+[s][e][r][v][e][r].{0,55}+`

- Records that match the regex: [ 2165416 ]
- Corresponding ratio: [ 0.0023271449778308946 ]

Top events found for the pattern are shown in table 2.55. Visualization of the pattern is shown in figure 2.55



Figure 2.55: Regex visualization for pattern: 55



Event List	
Event	Frequency
root/l-root	1.8760170605097232E-4
type/SOA	1.6351474059577857E-4
root/m-root	1.4691834531069592E-4
root/j-root	1.3464111810505038E-4
root/a-root	1.0553536316715665E-4
root/h-root	8.446074608883828E-5
type/AAAA	4.4443691446907497E-5
root/d-root	4.1768794868226493E-5
root/e-root	4.071667604519367E-5
type/MX	3.7449626788789396E-5
root/b-root	1.3941917764254165E-5
type/DS	6.992989970862703E-6
root/g-root	6.812442511956151E-6
type/TXT	1.735619917464771E-6
protocol/tcp	1.3272387604142368E-6
type/PTR	1.1069278730580274E-6
type/SPF	9.68293217111925E-7
type/NS	2.7297056287062034E-7
type/ANY	2.697465011044319E-7
type/CNAME	3.5464679428072724E-8

Table 2.56: Top events found for the pattern: 56 (Section 2.56)

### :: 2.56 Pattern: 56

Information for pattern:

`.{0,3}+[ac]?+[dno]?+[mst]?+[d][o][m][az]?+.{0,30}+`

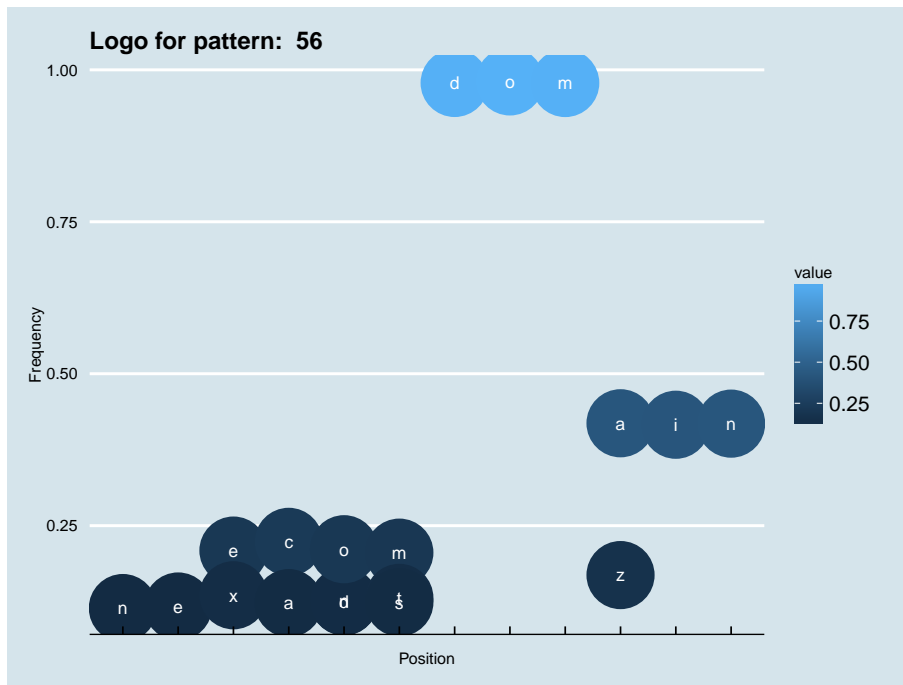
- Records that match the regex: 「 1923801 」
- Corresponding ratio: 「 0.0020674844166183553 」

Top events found for the pattern are shown in table 2.56. Visualization of the pattern is shown in figure 2.56





Figure 2.56: Regex visualization for pattern: 56



⌘ 2.57 Pattern: 57

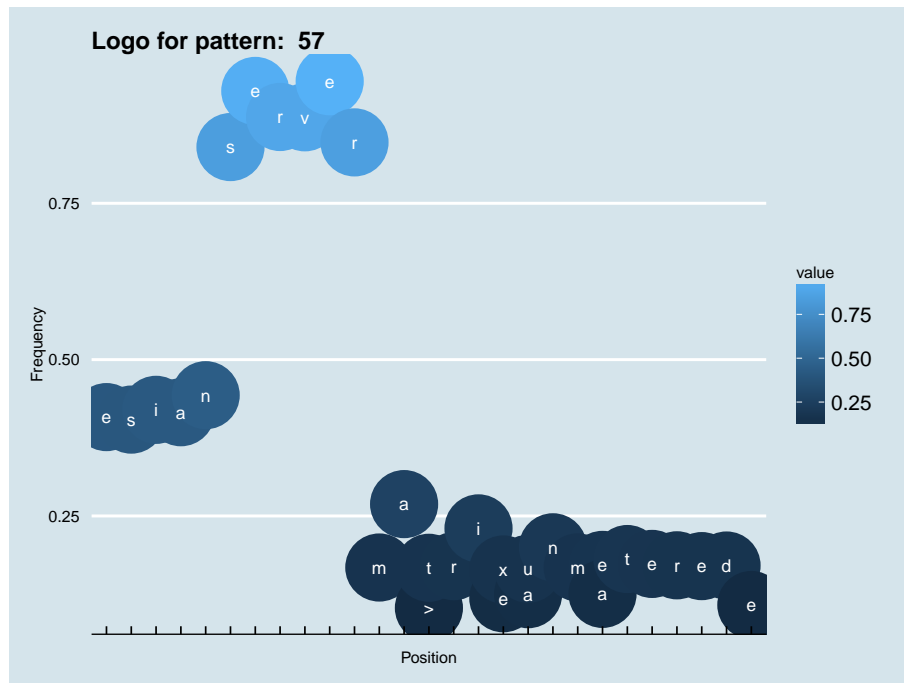
Information for pattern:

```
.{0,3}+[a]?+[n]?+[s][e][r][v][e][r][m]?+[a]?+[>t]?
+[r]?+[i]?+[ex]?+[au]?+[n]?+[m]?+[ae]?+.{0,30}+
```

- Records that match the regex: [ 1916947 ]
- Corresponding ratio: [ 0.0020601185101698704 ]

Top events found for the pattern are shown in table 2.57. Visualization of the pattern is shown in figure 2.57

Figure 2.57: Regex visualization for pattern: 57



Event List	
Event	Frequency
root/h-root	1.4563194466598675E-4
type/AAAA	1.0871966150489542E-4
type/SRV	8.460045543203977E-5
root/e-root	8.106795842355265E-5
root/d-root	6.812979855583849E-5
root/b-root	1.3558254414077741E-5
type/MX	1.3314300407102817E-5
root/g-root	1.0267562038054752E-5
protocol/tcp	8.68239833634544E-6
type/ANY	5.85704554190898E-6
type/TXT	5.371286902469923E-6
type/PTR	5.204710377883521E-6
type/SPF	2.9489418288070165E-6
type/NS	4.868333266944528E-7
type/NAPTR	4.868333266944528E-7
type/DS	7.952685689931459E-8
type/CNAME	7.415342062233388E-8
type/AFSDB	5.265967551441101E-8
type/A6	4.7286239237430294E-8
type/Type0	2.149374510792286E-9

Table 2.57: Top events found for the pattern: 57 (Section 2.57)



Event List	
Event	Frequency
root/i-root	1.2255948397988696E-4
root/h-root	1.0843486938221544E-4
type/AAAA	8.303033735190601E-5
root/e-root	6.220612240409495E-5
root/d-root	4.960111558555359E-5
type/SRV	4.4954167893220665E-5
type/MX	1.0474976678346207E-5
root/b-root	1.0001039598716507E-5
root/g-root	7.600188270161524E-6
protocol/tcp	6.384716984308486E-6
type/PTR	3.979566906731918E-6
type/TXT	3.3444267387927973E-6
type/ANY	2.6179381541450045E-6
type/SPF	2.1869885647311512E-6
type/NAPTR	4.868333266944528E-7
type/NS	4.416964619678148E-7
type/DS	5.8033111791391723E-8
type/CNAME	5.588373728059944E-8
type/AFSDB	5.0510301003618724E-8
type/A6	1.8269683341734432E-8

Table 2.58: Top events found for the pattern: 58 (Section 2.58)

### :: 2.58 Pattern: 58

Information for pattern:

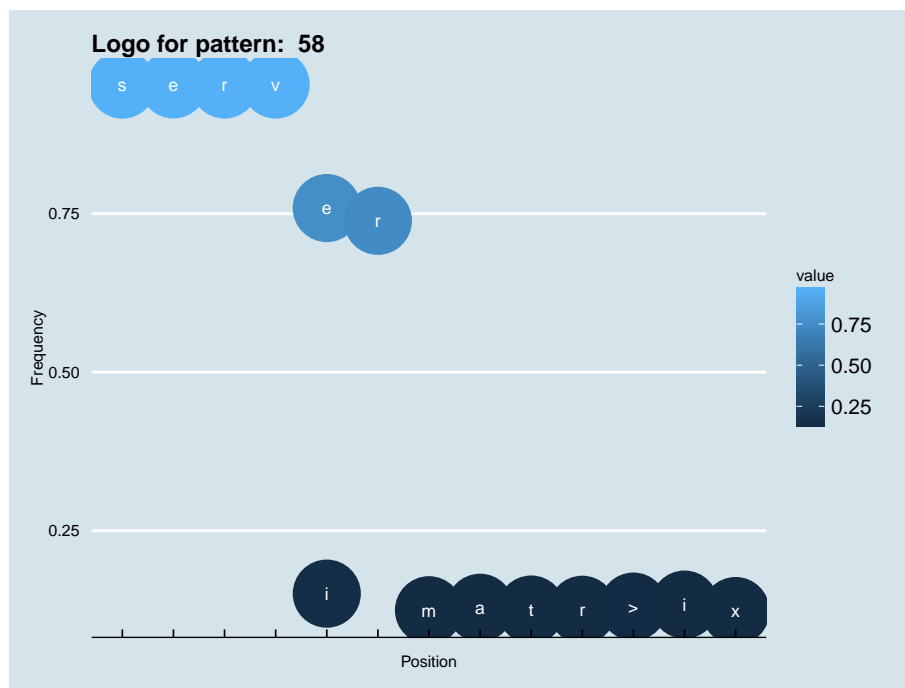
`.{0,4}+[s][e][r][v][e][r].{0,50}+`

- Records that match the regex: 「 1437039 」
- Corresponding ratio: 「 0.001544367498807218 」

Top events found for the pattern are shown in table 2.58. Visualization of the pattern is shown in figure 2.58



Figure 2.58: Regex visualization for pattern: 58



Event List	
Event	Frequency
root/h-root	6.128296605170966E-5
root/i-root	6.0969157373133986E-5
root/l-root	5.55323145480849E-5
root/m-root	5.520775899695527E-5
root/k-root	5.409115893859867E-5
root/d-root	3.244158417864337E-5
root/e-root	2.378175427466125E-5
type/SRV	2.126591140977888E-5
type/SOA	1.9665702086494023E-5
type/AAAA	1.2980072670674616E-5
type/PTR	6.607177246175487E-6
root/g-root	2.966136824893355E-6
root/b-root	1.1542141122954576E-6
protocol/tcp	6.566339130470434E-7
type/NS	1.8054745890655205E-7
type/TXT	1.397093432014986E-7
type/DS	2.6867181384903577E-8
type/SPF	2.0419057852526718E-8
type/MX	1.1821559809357574E-8
type/ANY	2.149374510792286E-9

Table 2.59: Top events found for the pattern: 59 (Section 2.59)

### :: 2.59 Pattern: 59

Information for pattern:

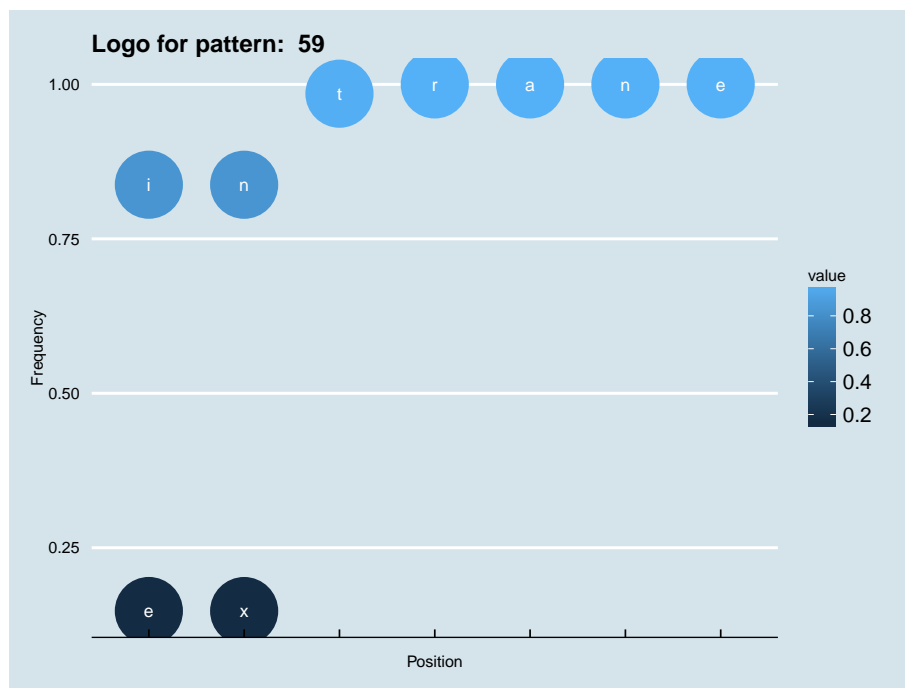
`.?+[i][n][t][r][a][n][e].{0,4}+`

- Records that match the regex: 「 863669 」
- Corresponding ratio: 「 9.281740671807315E-4 」

Top events found for the pattern are shown in table 2.59. Visualization of the pattern is shown in figure 2.59



Figure 2.59: Regex visualization for pattern: 59



Event List	
Event	Frequency
root/h-root	5.8242675806193974E-5
root/i-root	5.63125374955025E-5
root/k-root	5.1011105264633324E-5
root/m-root	4.991814832589545E-5
root/l-root	4.432869991058011E-5
root/d-root	3.040182776790149E-5
root/e-root	2.2012819052279198E-5
type/SOA	1.8449156113385588E-5
type/SRV	1.7700099096374478E-5
type/AAAA	9.897869622198477E-6
type/PTR	3.972044095944145E-6
root/g-root	2.861892161119929E-6
root/b-root	1.0413719504788627E-6
protocol/tcp	5.416423767196561E-7
type/NS	1.794727716511559E-7
type/TXT	1.2358903437055645E-7
type/DS	2.6867181384903577E-8
type/MX	5.3734362769807155E-9
type/SPF	4.298749021584572E-9
type/ANY	2.149374510792286E-9

Table 2.60: Top events found for the pattern: 60 (Section 2.60)

### :: 2.60 Pattern: 60

Information for pattern:

`.{0,4}+[i][n][t][r][a][n][e][t].{0,28}+`

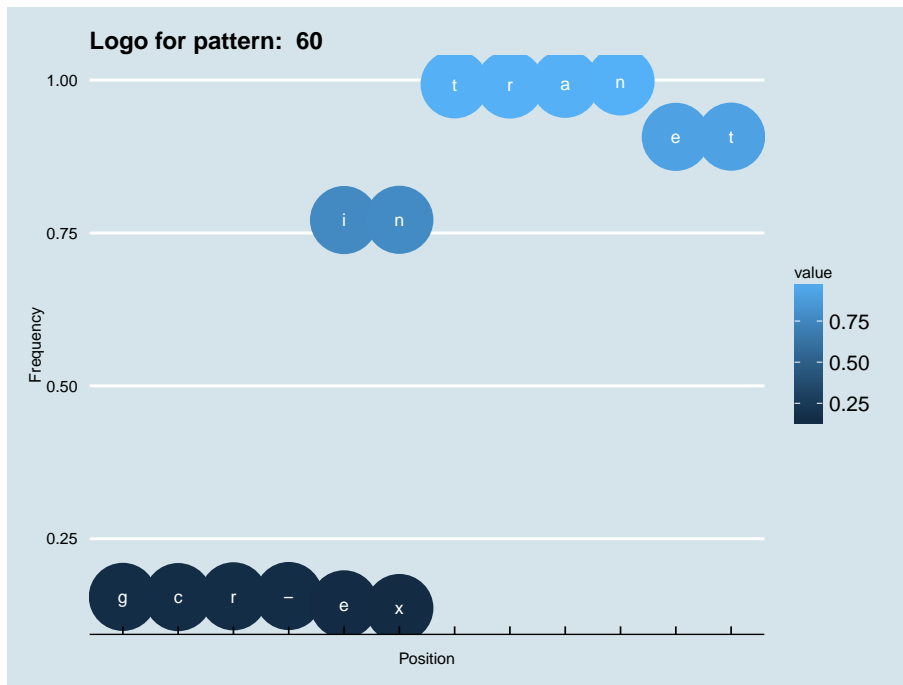
- Records that match the regex: 「 806541 」
- Corresponding ratio: 「 8.667793336544606E-4 」

Top events found for the pattern are shown in table 2.60. Visualization of the pattern is shown in figure 2.60





Figure 2.60: Regex visualization for pattern: 60



Event List	
Event	Frequency
root/h-root	5.8242675806193974E-5
root/i-root	5.63125374955025E-5
root/k-root	5.1011105264633324E-5
root/m-root	4.991814832589545E-5
root/l-root	4.432869991058011E-5
root/d-root	3.040182776790149E-5
root/e-root	2.2012819052279198E-5
type/SOA	1.8449156113385588E-5
type/SRV	1.7700099096374478E-5
type/AAAA	9.897869622198477E-6
type/PTR	3.972044095944145E-6
root/g-root	2.861892161119929E-6
root/b-root	1.0413719504788627E-6
protocol/tcp	5.416423767196561E-7
type/NS	1.794727716511559E-7
type/TXT	1.2358903437055645E-7
type/DS	2.6867181384903577E-8
type/MX	5.3734362769807155E-9
type/SPF	4.298749021584572E-9
type/ANY	2.149374510792286E-9

Table 2.61: Top events found for the pattern: 61 (Section 2.61)

### :: 2.61 Pattern: 61

Information for pattern:

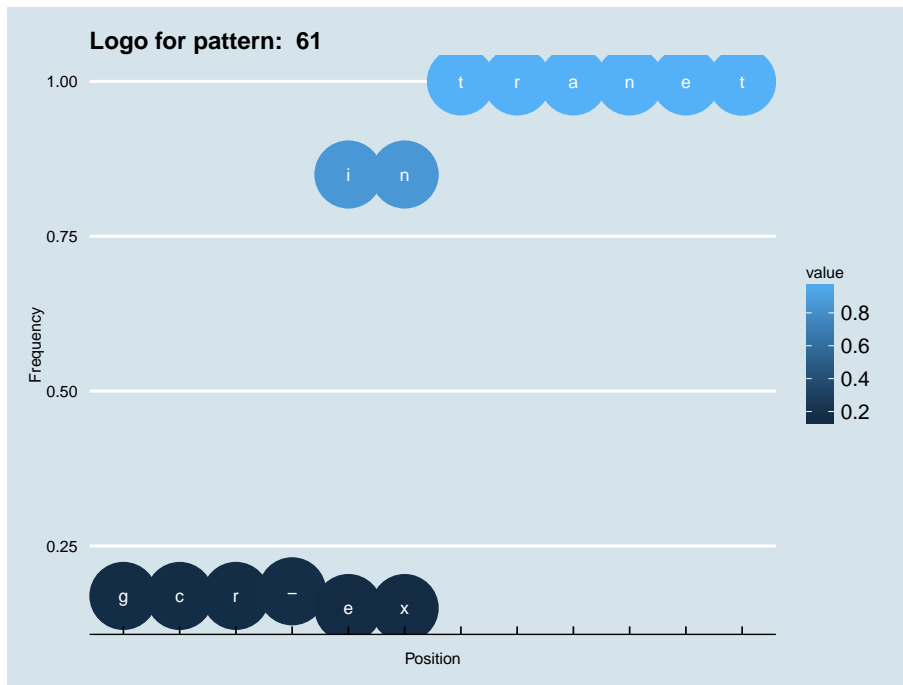
`.{0,4}+[i][n][t][r][a][n][e][t].{0,4}+`

- Records that match the regex: 「 806541 」
- Corresponding ratio: 「 8.667793336544606E-4 」

Top events found for the pattern are shown in table 2.61. Visualization of the pattern is shown in figure 2.61



Figure 2.61: Regex visualization for pattern: 61



Event List	
Event	Frequency
root/i-root	6.526253295844158E-5
type/SOA	6.491755834945942E-5
type/AAAA	4.342811199055814E-5
root/e-root	3.720782215632526E-5
root/d-root	2.309395443120772E-5
type/SRV	1.4207365516337012E-5
root/b-root	4.214923415663673E-6
protocol/tcp	4.0601684508866286E-6
root/g-root	3.2036427083359024E-6
type/MX	2.8737137209292865E-6
type/PTR	2.1988101245405086E-6
type/SPF	1.4078403045689473E-6
type/TXT	1.1316456799321387E-6
type/NAPTR	4.868333266944528E-7
type/ANY	3.696924158562732E-7
type/NS	9.134841670867216E-8
type/AFSDB	4.621155198203415E-8
type/DS	3.5464679428072724E-8
type/A6	1.8269683341734432E-8
type/CNAME	7.522810787773001E-9

Table 2.62: Top events found for the pattern: 62 (Section 2.62)

## :: 2.62 Pattern: 62

Information for pattern:

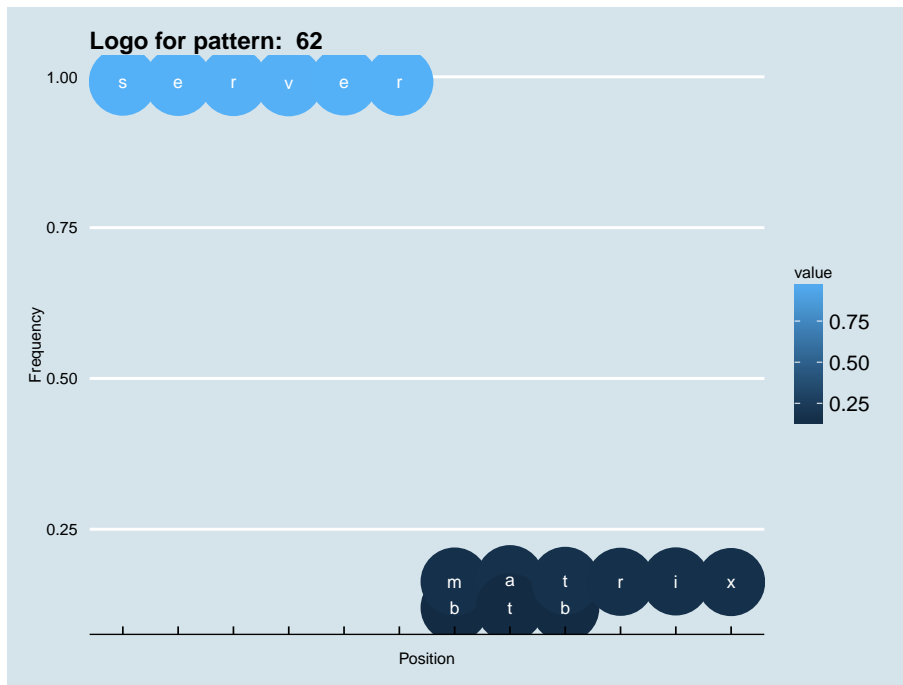
`.{0,6}+[s][e][r][v][e][r].{0,28}+`

- Records that match the regex: 「 797703 」
- Corresponding ratio: 「 8.572812476912695E-4 」

Top events found for the pattern are shown in table 2.62. Visualization of the pattern is shown in figure 2.62



Figure 2.62: Regex visualization for pattern: 62



Event List	
Event	Frequency
root/i-root	5.352050000598332E-5
type/SOA	4.1356114962154374E-5
root/e-root	3.0207309374674788E-5
type/AAAA	2.6628600814205634E-5
root/d-root	1.835673300942152E-5
type/SRV	9.984919289885566E-6
protocol/tcp	3.3562482986021547E-6
root/b-root	2.9801077592135048E-6
root/g-root	2.155822634324663E-6
type/MX	1.4809190379358852E-6
type/PTR	1.38204781043944E-6
type/SPF	9.575463445579634E-7
type/TXT	7.221898356262082E-7
type/NAPTR	4.868333266944528E-7
type/ANY	3.3637711093899277E-7
type/NS	6.770529708995702E-8
type/AFSDB	4.621155198203415E-8
type/DS	3.0091243151092006E-8
type/CNAME	5.3734362769807155E-9
type/A6	2.149374510792286E-9

Table 2.63: Top events found for the pattern: 63 (Section 2.63)

### :: 2.63 Pattern: 63

Information for pattern:

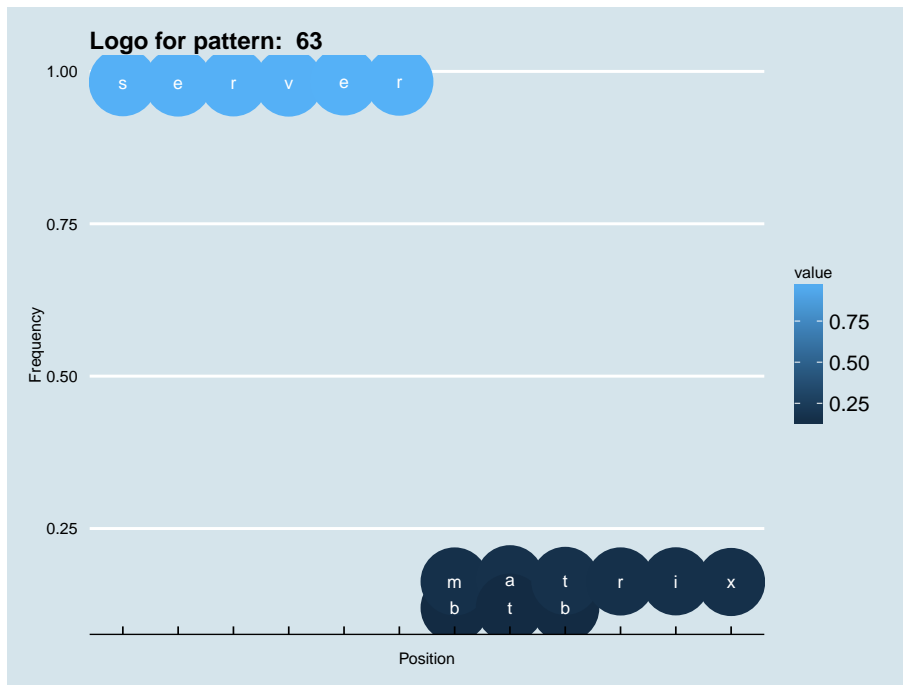
`.{0,7}+[s][e][r][v][e][r].{0,29}+`

- Records that match the regex: 「 652774 」
- Corresponding ratio: 「 7.015278984539619E-4 」

Top events found for the pattern are shown in table 2.63. Visualization of the pattern is shown in figure 2.63



Figure 2.63: Regex visualization for pattern: 63



Event List	
Event	Frequency
root/i-root	5.352050000598332E-5
type/SOA	4.1356114962154374E-5
root/e-root	3.0207309374674788E-5
type/AAAA	2.6628600814205634E-5
root/d-root	1.835673300942152E-5
type/SRV	9.984919289885566E-6
protocol/tcp	3.3562482986021547E-6
root/b-root	2.9801077592135048E-6
root/g-root	2.155822634324663E-6
type/MX	1.4809190379358852E-6
type/PTR	1.38204781043944E-6
type/SPF	9.575463445579634E-7
type/TXT	7.221898356262082E-7
type/NAPTR	4.868333266944528E-7
type/ANY	3.3637711093899277E-7
type/NS	6.770529708995702E-8
type/AFSDB	4.621155198203415E-8
type/DS	3.0091243151092006E-8
type/CNAME	5.3734362769807155E-9
type/A6	2.149374510792286E-9

Table 2.64: Top events found for the pattern: 64 (Section 2.64)

### :: 2.64 Pattern: 64

Information for pattern:

`.{0,7}+[s][e][r][v][e][r].{0,26}+`

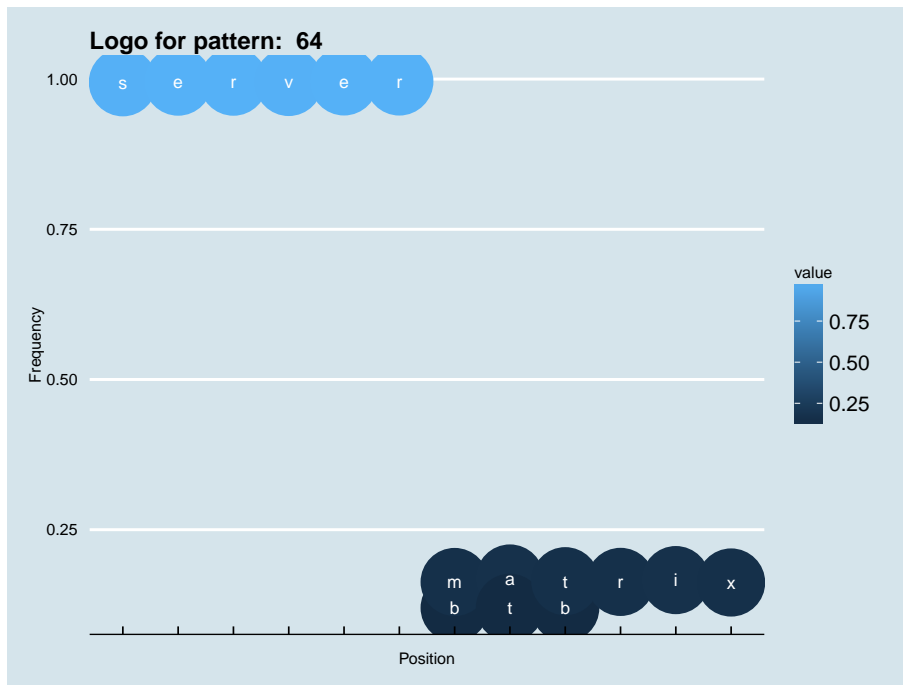
- Records that match the regex: 「 652774 」
- Corresponding ratio: 「 7.015278984539619E-4 」

Top events found for the pattern are shown in table 2.64. Visualization of the pattern is shown in figure 2.64





Figure 2.64: Regex visualization for pattern: 64



Event List	
Event	Frequency
root/m-root	5.39729433405051E-5
root/j-root	4.19633132614532E-5
root/a-root	3.951947444268237E-5
root/h-root	3.27124053670032E-5
root/d-root	2.654907395730632E-5
root/e-root	1.589892325633054E-5
type/MX	1.3504520051307934E-5
type/AAAA	1.276728459410618E-5
type/PTR	4.732922672764614E-6
root/b-root	3.3003645613215556E-6
root/g-root	3.12626522594738E-6
type/SPF	1.9419598705008304E-6
type/TXT	1.7366946047201673E-6
protocol/tcp	9.134841670867216E-7
type/ANY	6.942479669859084E-7
type/NS	5.255220678887139E-7
type/DS	2.170868255900209E-7
type/CNAME	7.630279513312616E-8
type/NAPTR	2.0419057852526718E-8
type/Type513	1.074687255396143E-9

Table 2.65: Top events found for the pattern: 65 (Section 2.65)

### :: 2.65 Pattern: 65

Information for pattern:

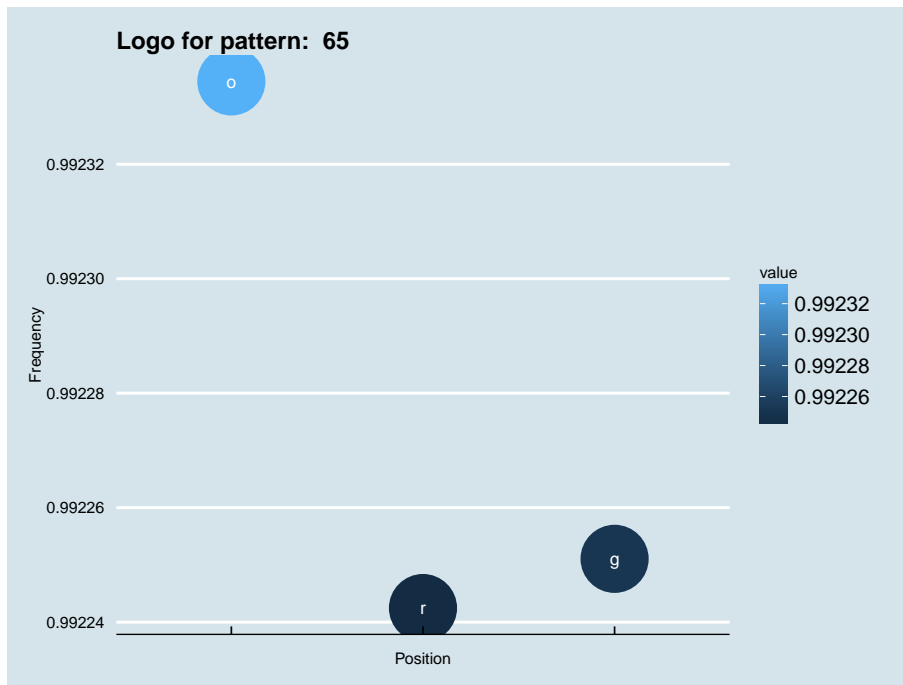
`.?+[o][r][g].{0,42}+`

- Records that match the regex: [ 571570 ]
- Corresponding ratio: [ 6.142589945667735E-4 ]

Top events found for the pattern are shown in table 2.65. Visualization of the pattern is shown in figure 2.65



Figure 2.65: Regex visualization for pattern: 65



Event List	
Event	Frequency
root/h-root	4.141414807394577E-5
root/j-root	3.896493581889796E-5
root/m-root	3.8452309998074E-5
root/l-root	3.246737667277288E-5
root/i-root	2.8340577612051688E-5
type/MX	2.3524904020621573E-5
root/d-root	1.845667892417336E-5
root/e-root	1.743465134429163E-5
type/AAAA	1.635244127810771E-5
protocol/tcp	9.94193179966972E-6
root/b-root	3.3035886230877437E-6
root/g-root	2.785589365986803E-6
type/PTR	1.5636699566013881E-6
type/TXT	1.3637781270977056E-6
type/ANY	1.3272387604142368E-6
type/SPF	1.0703885063745586E-6
type/WKS	1.9881714224828646E-7
type/NS	1.9666776773749417E-7
type/CNAME	7.845216964391844E-8
type/DS	5.3734362769807155E-9

Table 2.66: Top events found for the pattern: 66 (Section 2.66)

## :: 2.66 Pattern: 66

Information for pattern:

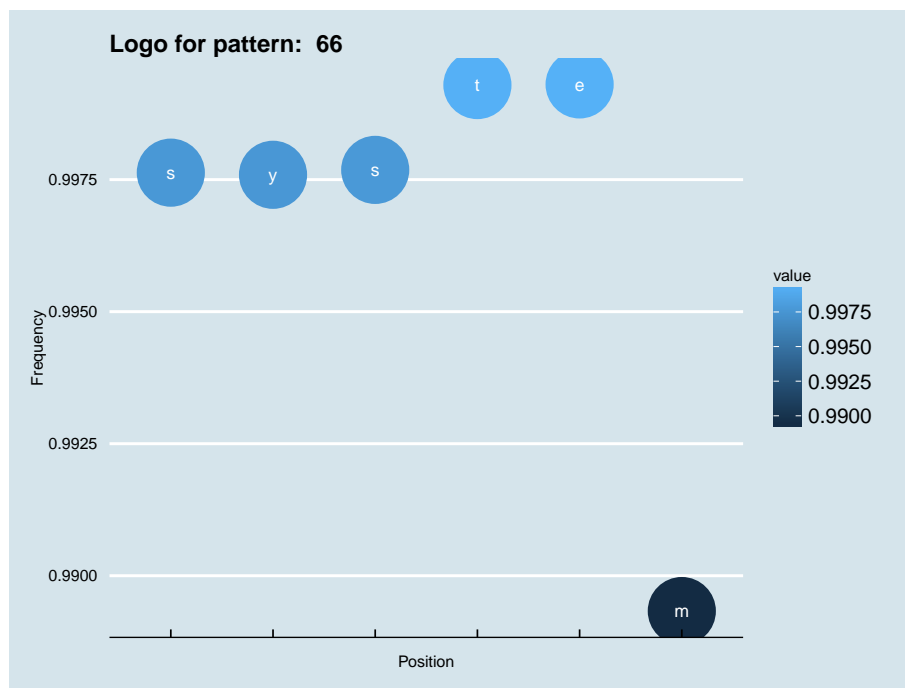
`.{0,2}+[s][y][s][t][e][m].{0,33}+`

- Records that match the regex: 「 414242 」
- Corresponding ratio: 「 4.451805980498091E-4 」

Top events found for the pattern are shown in table 2.66. Visualization of the pattern is shown in figure 2.66



Figure 2.66: Regex visualization for pattern: 66



Event List	
Event	Frequency
root/i-root	3.382470667633821E-5
root/a-root	3.054261179835839E-5
type/AAAA	2.7936495204022738E-5
type/SRV	2.539271047050007E-5
root/h-root	2.4574873469143604E-5
root/j-root	2.30155022615638E-5
root/e-root	1.6219180058438593E-5
root/d-root	1.260823088030755E-5
type/MX	8.279390615571886E-6
type/PTR	4.923142316969732E-6
root/b-root	3.5067045143576147E-6
root/g-root	2.711435945364469E-6
protocol/tcp	1.7044539870582829E-6
type/TXT	6.297667316621399E-7
type/ANY	4.5996614530954925E-7
type/NS	2.8049337365839336E-7
type/CNAME	8.49002931762953E-8
type/SPF	3.9763428449657294E-8
type/AFSDB	3.2240617661884294E-8
type/DS	2.6867181384903577E-8

Table 2.67: Top events found for the pattern: 67 (Section 2.67)

### :: 2.67 Pattern: 67

Information for pattern:

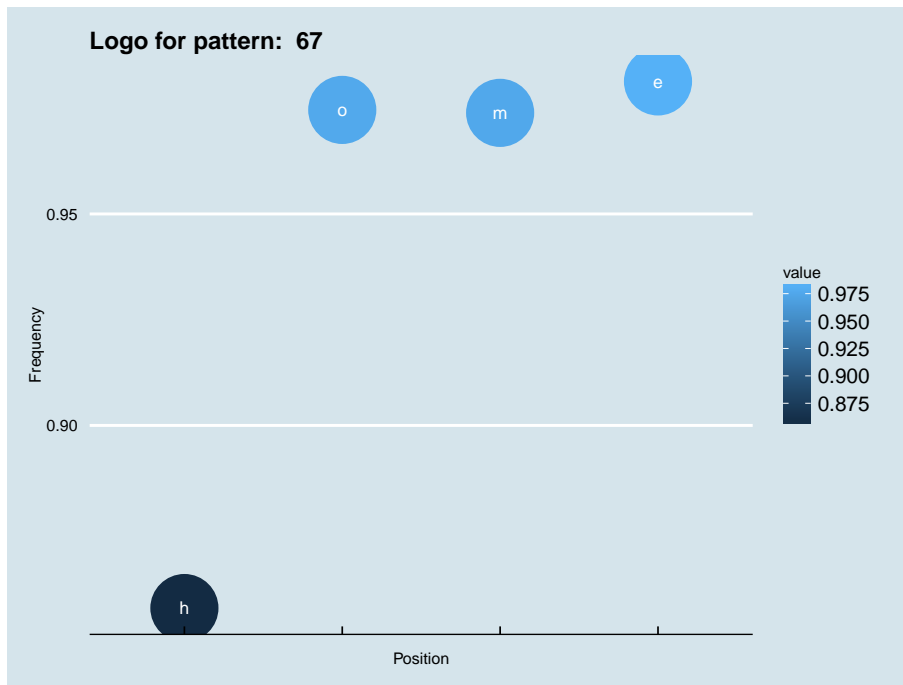
`.{0,2}+[h][o][m][e].{0,52}+`

- Records that match the regex: [ 389883 ]
- Corresponding ratio: [ 4.1900229119561447E-4 ]

Top events found for the pattern are shown in table 2.67. Visualization of the pattern is shown in figure 2.67



Figure 2.67: Regex visualization for pattern: 67



Event List	
Event	Frequency
root/h-root	3.607940053815931E-5
root/i-root	3.3520570183061096E-5
root/f-root	3.272637630132335E-5
root/e-root	1.7275597630493E-5
root/d-root	5.847373356610415E-6
type/AAAA	4.016106273415386E-6
type/SOA	3.690476035030355E-6
root/b-root	7.802229474175998E-7
type/SRV	6.738289091333817E-7
protocol/tcp	6.329907934283282E-7
root/g-root	5.566879982952021E-7
type/NAPTR	4.868333266944528E-7
type/ANY	3.1273399132027766E-7
type/MX	1.9881714224828646E-7
type/TXT	8.49002931762953E-8
type/NS	5.588373728059944E-8
type/AFSDB	4.513686472663801E-8
type/SPF	2.471780687411129E-8
type/DS	2.471780687411129E-8
type/CNAME	3.224061766188429E-9

Table 2.68: Top events found for the pattern: 68 (Section 2.68)

### :: 2.68 Pattern: 68

Information for pattern:

`.{0,10}+[s][e][r][v][e][r].{0,47}+`

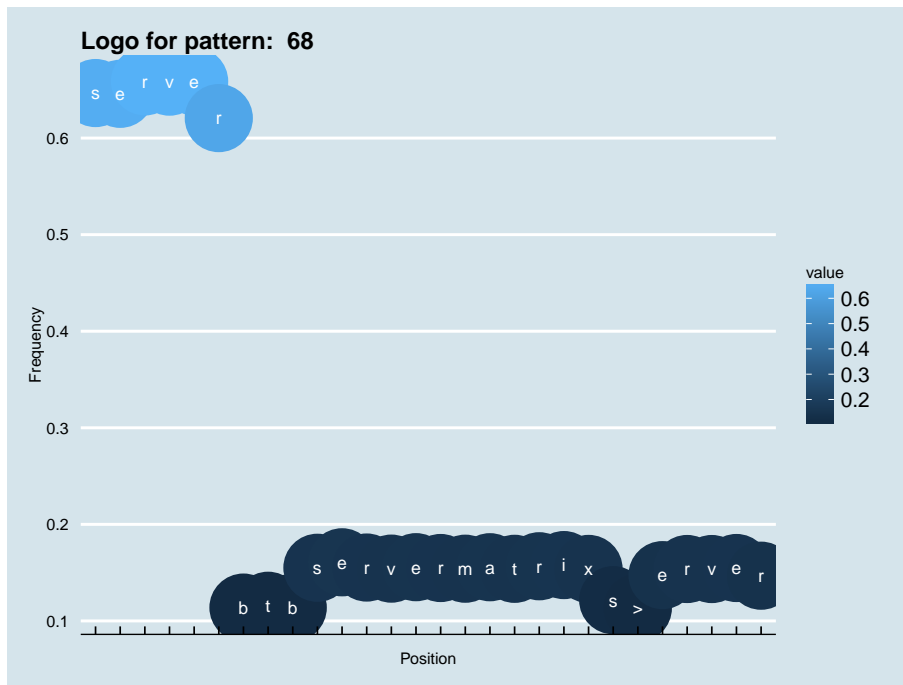
- Records that match the regex: 「 374857 」
- Corresponding ratio: 「 4.02854040496032E-4 」

Top events found for the pattern are shown in table 2.68. Visualization of the pattern is shown in figure 2.68





Figure 2.68: Regex visualization for pattern: 68



⌘ 2.69 Pattern: 69

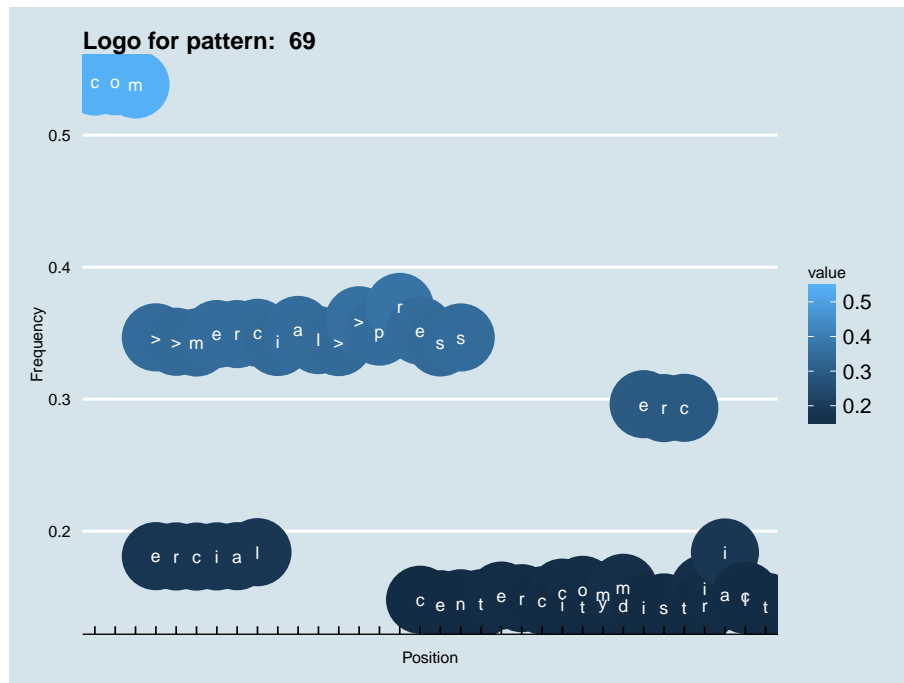
Information for pattern:

```
[c][o][m][>e]?+[>r]?+[cm]?+[ei]?+[ar]?+[cl]?+.{0,7}
+[ce]?+[es]?+[ns]?+.{0,15}+
```

- Records that match the regex: 「 364897 」
- Corresponding ratio: 「 3.921501554322864E-4 」

Top events found for the pattern are shown in table 2.69. Visualization of the pattern is shown in figure 2.69

Figure 2.69: Regex visualization for pattern: 69



Event List	
Event	Frequency
root/k-root	2.777744149022411E-5
root/j-root	2.288761447817166E-5
root/l-root	1.990320796993657E-5
root/m-root	1.9144478767626894E-5
root/a-root	1.4730738209714933E-5
root/i-root	1.365927501608498E-5
root/d-root	1.0579221342119632E-5
root/e-root	7.271333970010304E-6
type/AAAA	4.437383677530675E-6
type/PTR	3.46909046041875E-6
type/MX	2.7909628022637834E-6
type/TXT	2.4545856913247906E-6
type/SPF	2.126806078428967E-6
root/g-root	1.6045080723064416E-6
root/b-root	1.209023162320661E-6
protocol/tcp	2.654477520828473E-7
type/ANY	1.740993353741752E-7
type/NS	8.812435494248373E-8
type/CNAME	6.018248630218401E-8
type/DS	5.3734362769807155E-9

Table 2.69: Top events found for the pattern: 69 (Section 2.69)



Event List	
Event	Frequency
root/m-root	2.1122978004811192E-5
root/l-root	2.0211643212235264E-5
root/j-root	1.950127493641841E-5
root/i-root	1.784948062487454E-5
root/h-root	1.712514141473754E-5
type/SRV	1.4122465223160717E-5
type/AAAA	1.3471204746390654E-5
type/MX	1.2400816240016095E-5
root/e-root	9.465845345529228E-6
root/d-root	9.168156975784497E-6
root/b-root	1.0488947612666356E-6
protocol/tcp	1.0478200740112394E-6
root/g-root	8.586751170615183E-7
type/PTR	6.523351640254588E-7
type/NS	1.9881714224828646E-7
type/ANY	1.848462079281366E-7
type/TXT	1.740993353741752E-7
type/SPF	1.5260559026625232E-7
type/CNAME	8.597498043169145E-8
type/DS	1.7194996086338288E-8

Table 2.70: Top events found for the pattern: 70 (Section 2.70)

### :: 2.70 Pattern: 70

Information for pattern:

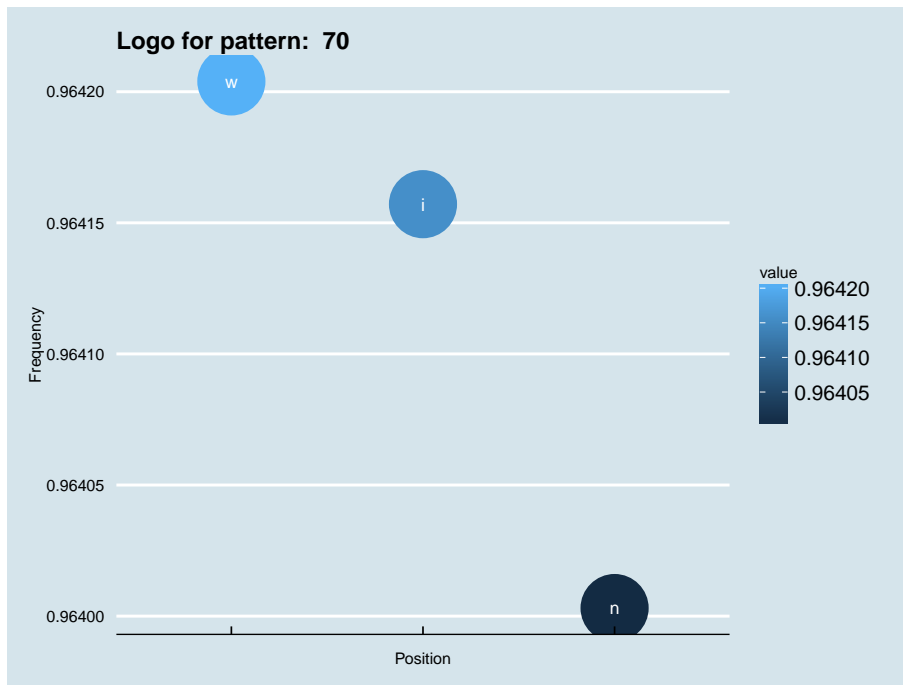
`.{0,4}+[w][i][n].{0,33}+`

- Records that match the regex: [ 213428 ]
- Corresponding ratio: [ 2.2936835154468803E-4 ]

Top events found for the pattern are shown in table 2.70. Visualization of the pattern is shown in figure 2.70



Figure 2.70: Regex visualization for pattern: 70



⚡ 2.71 Pattern: 71

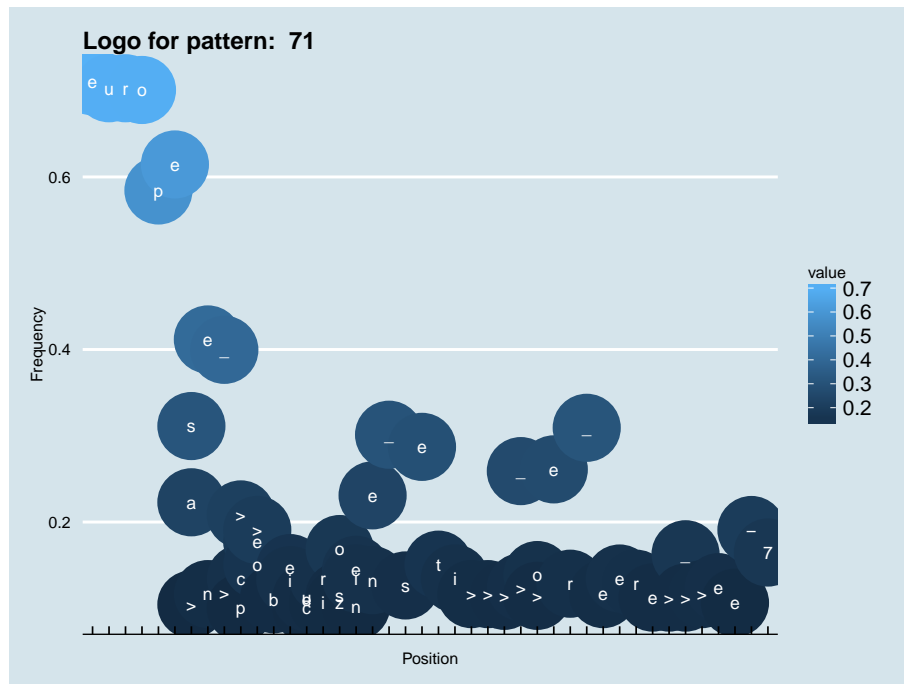
Information for pattern:

```
[e][u][r][o][p][e][>as]?+[en]?+[>_]?+[>cp]?+[>eo]?
+[b]?+[ei]?+[ceu]?+[ir]?+[osz]?+[ein]?+[en]?+[_]?+
[s]?+.?+[e]?+.?+[t]?+[i]?+[>]{0,3}+[>_]?+[>o]?+.?+
[e]?+[r]?+[_]?+[e]{0,2}+[r]?+. {0,25}+
```

- Records that match the regex: [ 173595 ]
- Corresponding ratio: [ 1.8656033410049345E-4 ]

Top events found for the pattern are shown in table 2.71. Visualization of the pattern is shown in figure 2.71

Figure 2.71: Regex visualization for pattern: 71



Event List	
Event	Frequency
root/m-root	1.5766736723916815E-5
root/j-root	1.5186405606002898E-5
root/i-root	1.4197693331038447E-5
type/MX	1.1443269895458132E-5
root/l-root	8.267569055762529E-6
root/a-root	6.024696753750778E-6
root/h-root	5.627062469254205E-6
root/e-root	3.3766673564546817E-6
type/PTR	2.9199252729113206E-6
type/SPF	9.70442591622717E-7
type/TXT	8.823182366802335E-7
root/g-root	6.544845385362511E-7
root/b-root	5.910779904678787E-7
protocol/tcp	4.492192727555878E-7
type/ANY	1.5475496477704461E-7
type/NS	1.2896247064753718E-7
type/A6	1.1069278730580274E-7
type/CNAME	3.2240617661884294E-8
type/HINFO	6.448123532376858E-9
type/DS	2.149374510792286E-9

Table 2.71: Top events found for the pattern: 71 (Section 2.71)



Event List	
Event	Frequency
root/f-root	1.3837673100480738E-5
root/a-root	1.2715699605847164E-5
root/j-root	1.2433056857677979E-5
root/m-root	1.2254658773282219E-5
root/h-root	1.1946223530983527E-5
root/d-root	9.42393254256878E-6
type/AAAA	5.722709634984462E-6
type/SRV	3.992463153796672E-6
root/e-root	2.2342748039685814E-6
protocol/tcp	1.29284876824156E-6
type/MX	8.586751170615183E-7
root/g-root	4.191280296044958E-7
type/TXT	4.0623178253974206E-7
type/SPF	3.6431897957929253E-7
root/b-root	3.3637711093899277E-7
type/ANY	3.7614053938865006E-8
type/NS	2.6867181384903577E-8
type/CNAME	1.9344370597130577E-8
type/X25	5.3734362769807155E-9
type/DS	4.298749021584572E-9

Table 2.72: Top events found for the pattern: 72 (Section 2.72)

### :: 2.72 Pattern: 72

Information for pattern:

`.{0,5}+[p][a][d].{0,35}+`

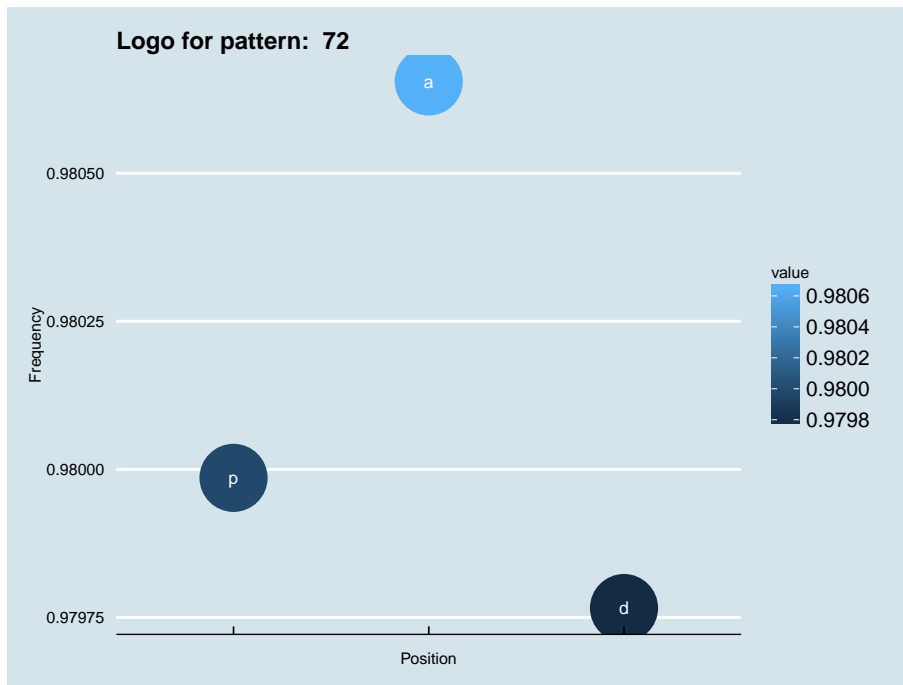
- Records that match the regex: [ 166747 ]
- Corresponding ratio: [ 1.7920087577554068E-4 ]

Top events found for the pattern are shown in table 2.72. Visualization of the pattern is shown in figure 2.72





Figure 2.72: Regex visualization for pattern: 72





Event List	
Event	Frequency
type/SRV	8.421249333284177E-6
root/a-root	8.414801209751801E-6
root/h-root	6.968272163988591E-6
root/i-root	6.843608442362639E-6
root/m-root	6.373970111754524E-6
type/SOA	5.3777350260023E-6
root/e-root	3.1047714808394573E-6
root/d-root	3.0832777357315345E-6
type/MX	1.690483052738133E-6
protocol/tcp	5.70658932615352E-7
root/g-root	2.933896207231471E-7
type/A6	2.751199373814126E-7
type/ANY	2.514768177626975E-7
root/b-root	1.8914495694972118E-7
type/NS	4.7286239237430294E-8
type/TXT	3.2240617661884294E-8
type/SPF	3.0091243151092006E-8
type/CNAME	1.397093432014986E-8
type/PTR	4.298749021584572E-9
type/DS	2.149374510792286E-9

Table 2.73: Top events found for the pattern: 73 (Section 2.73)

**:: 2.73 Pattern: 73**

Information for pattern:

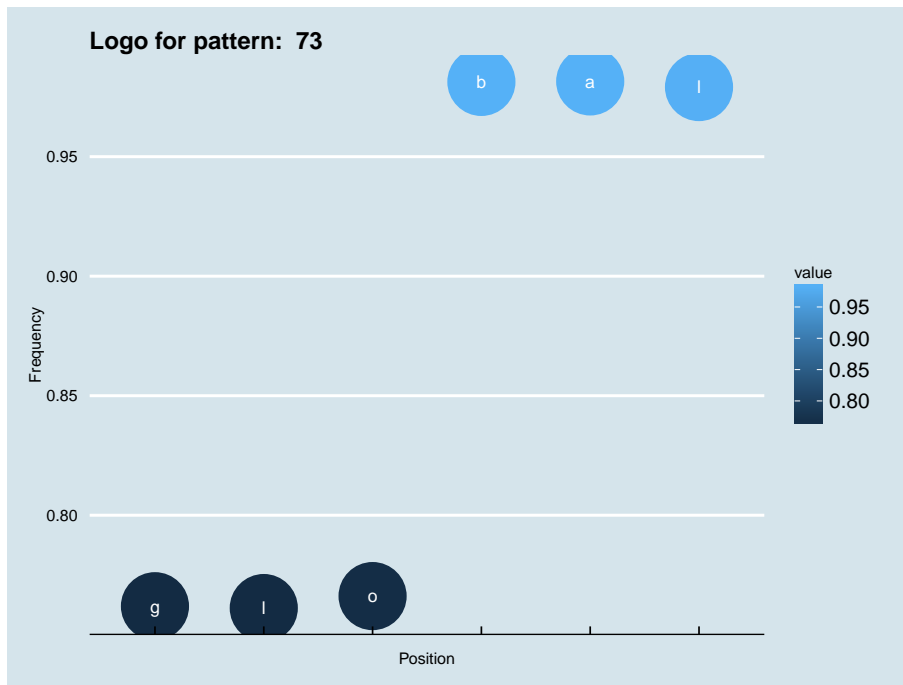
`.{0,4}+[g][l][o][b][a][l].{0,45}+`

- Records that match the regex: 「 78536 」
- Corresponding ratio: 「 8.44016382897915E-5 」

Top events found for the pattern are shown in table 2.73. Visualization of the pattern is shown in figure 2.73



Figure 2.73: Regex visualization for pattern: 73



Event List	
Event	Frequency
root/k-root	8.623290537298652E-6
root/l-root	7.724851991787477E-6
root/i-root	7.372354572017541E-6
root/m-root	7.349786139654222E-6
root/h-root	7.304649274927584E-6
root/f-root	6.2288873322760455E-6
root/e-root	3.011273689619993E-6
type/SOA	1.8065492763209164E-6
type/AAAA	1.3627034398423094E-6
root/d-root	1.1262722436551579E-6
type/MX	1.998918295036826E-7
protocol/tcp	1.1606622358278345E-7
root/g-root	8.70496676870876E-8
root/b-root	6.877998434535315E-8
type/AFSDB	5.1584988259014865E-8
type/NS	1.6120308830942147E-8
type/CNAME	1.1821559809357574E-8
type/TXT	5.3734362769807155E-9
type/DS	4.298749021584572E-9
type/ANY	3.224061766188429E-9

Table 2.74: Top events found for the pattern: 74 (Section 2.74)

### :: 2.74 Pattern: 74

Information for pattern:

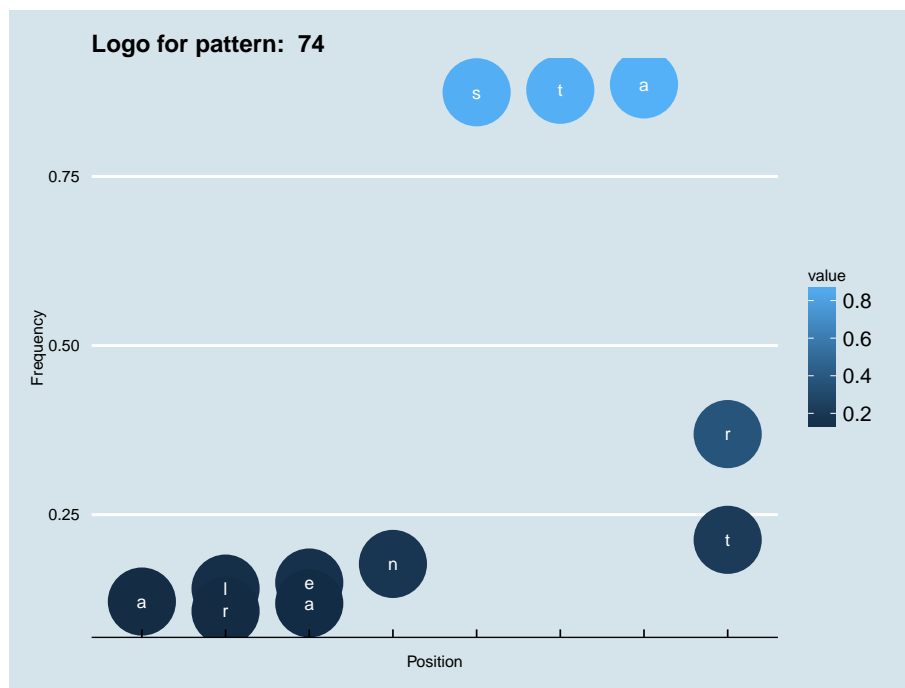
`.{0,18}+[ae]?+[n]?+[s][t][a][rt]?+.{0,39}+`

- Records that match the regex: 「 72675 」
- Corresponding ratio: 「 7.81028962859147E-5 」

Top events found for the pattern are shown in table 2.74. Visualization of the pattern is shown in figure 2.74



Figure 2.74: Regex visualization for pattern: 74



Event List	
Event	Frequency
root/a-root	5.823730236991699E-6
type/SOA	5.129482270005791E-6
root/l-root	5.091868216066926E-6
root/i-root	4.886602950286262E-6
root/j-root	4.638350194289754E-6
type/AAAA	3.7796750772282353E-6
root/h-root	3.7065963438612976E-6
root/m-root	3.5249741976993494E-6
root/d-root	2.668448455148623E-6
root/e-root	2.606116594335647E-6
root/b-root	1.2444878417487337E-6
root/g-root	1.1552887995508538E-6
type/PTR	1.0531935102882202E-6
type/MX	8.361066846981993E-7
protocol/tcp	7.802229474175998E-7
type/TXT	4.191280296044958E-8
type/NS	2.471780687411129E-8
type/ANY	2.2568432363319006E-8
type/CNAME	1.6120308830942147E-8
type/SPF	1.074687255396143E-9

Table 2.75: Top events found for the pattern: 75 (Section 2.75)

### :: 2.75 Pattern: 75

Information for pattern:

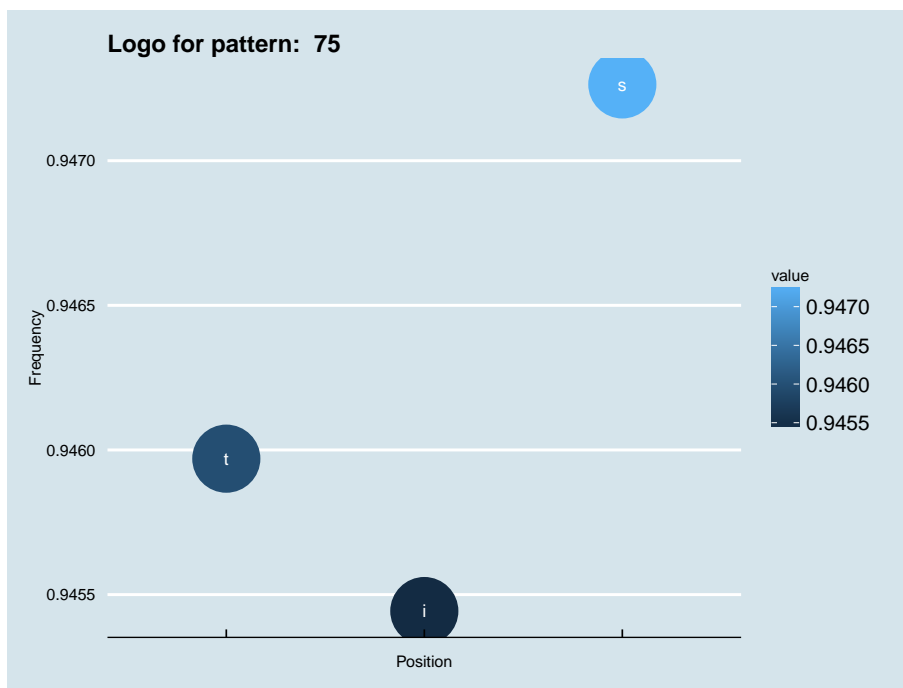
`.{0,8}+[t][i][s].{0,18}+`

- Records that match the regex: [ 56672 ]
- Corresponding ratio: [ 6.090467613781022E-5 ]

Top events found for the pattern are shown in table 2.75. Visualization of the pattern is shown in figure 2.75



Figure 2.75: Regex visualization for pattern: 75



⚡ 2.76 Pattern: 76

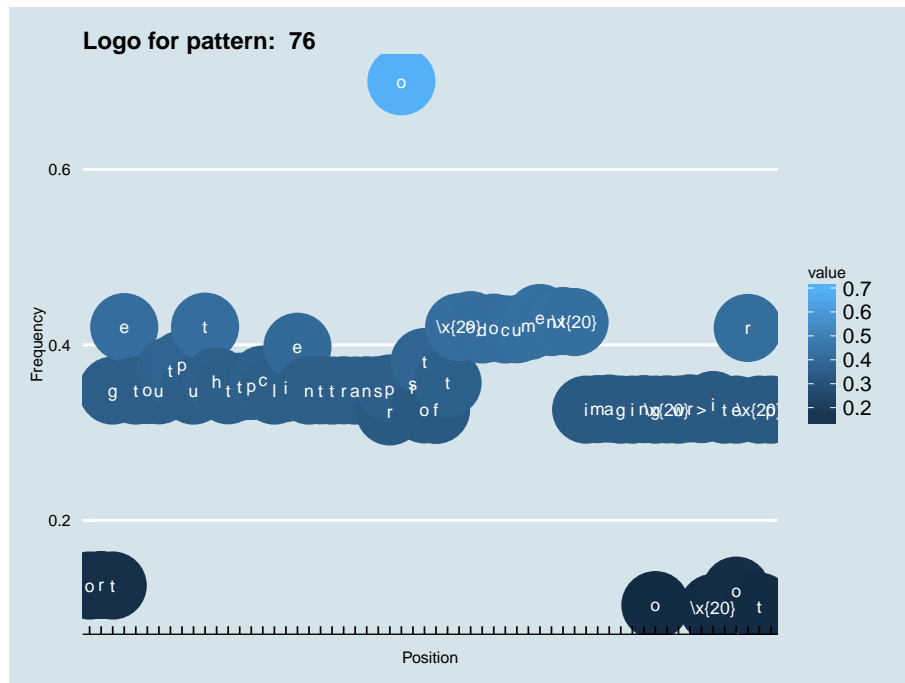
Information for pattern:

```
.{0,8}+[p]?+[u]?+[t]?+[h]?+[t]{0,2}+. {0,12}+[pr]?+
[o][rs]?+[ot]?+. {0,3}+[>]?+[d]?+. {0,25}+
```

- Records that match the regex: [ 30110 ]
- Corresponding ratio: [ 3.235883325997787E-5 ]

Top events found for the pattern are shown in table 2.76. Visualization of the pattern is shown in figure 2.76

Figure 2.76: Regex visualization for pattern: 76





Event List	
Event	Frequency
type/SOA	4.215998102919069E-6
root/c-root	3.637816359515944E-6
root/k-root	3.3336798662388357E-6
root/a-root	2.4739300619219215E-6
root/i-root	2.277262294184427E-6
root/h-root	2.1225073294073824E-6
root/l-root	1.9645283028641497E-6
root/m-root	1.6797361801841716E-6
type/AAAA	1.345508443755971E-6
root/e-root	1.254160027047299E-6
root/d-root	1.1423925524861E-6
root/g-root	5.986008012556517E-7
type/MX	3.804392884102347E-7
type/NS	3.6002023055770794E-7
root/b-root	3.3315304917280435E-8
protocol/tcp	3.2240617661884294E-8
type/TXT	7.522810787773001E-9
type/ANY	3.224061766188429E-9
type/PTR	1.074687255396143E-9
type/CNAME	1.074687255396143E-9

Table 2.76: Top events found for the pattern: 76 (Section 2.76)



Event List	
Event	Frequency
root/k-root	3.2917670632783863E-6
root/m-root	3.2477048858071446E-6
root/a-root	2.5427100462672745E-6
root/h-root	2.456735065835583E-6
root/f-root	2.381506957957853E-6
root/e-root	1.7796820949360128E-6
root/j-root	1.6507196242884757E-6
root/d-root	1.202575038788284E-6
type/AAAA	1.149915363273873E-6
root/g-root	2.2783369814398233E-7
root/b-root	2.149374510792286E-7
protocol/tcp	7.522810787773001E-8
type/MX	3.8688741194261153E-8
type/NS	2.3643119618715147E-8
type/DS	1.9344370597130577E-8
type/PTR	1.0746872553961431E-8
type/TXT	8.597498043169144E-9
type/CNAME	1.074687255396143E-9
type/SPF	1.074687255396143E-9
type/ANY	1.074687255396143E-9

Table 2.77: Top events found for the pattern: 77 (Section 2.77)

∴ 2.77 Pattern: 77

Information for pattern:

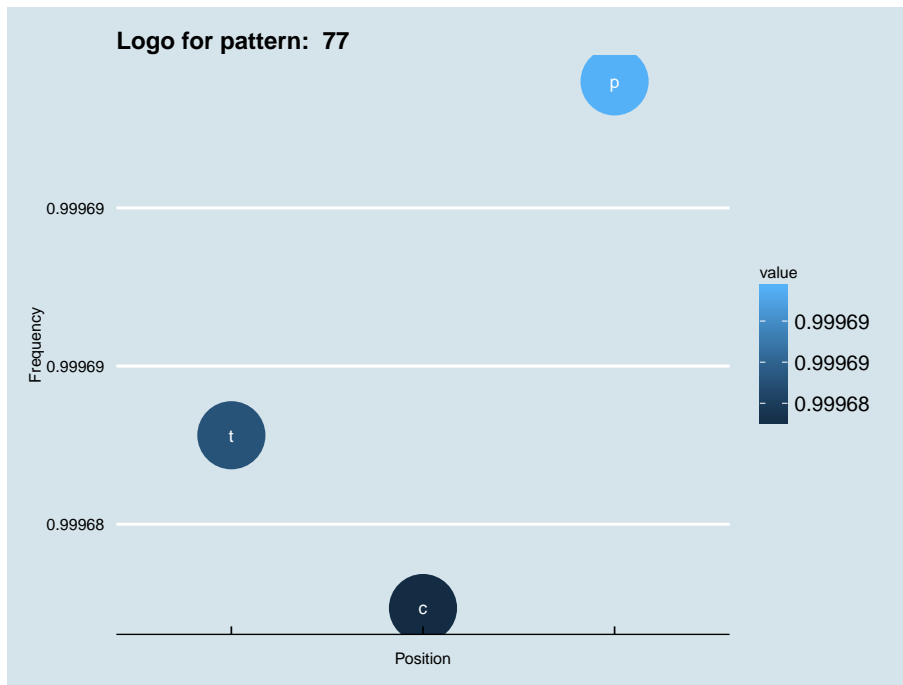
`.{0,4}+[t][c][p].{0,6}+`

- Records that match the regex: [ 28996 ]
- Corresponding ratio: [ 3.116163165746656E-5 ]

Top events found for the pattern are shown in table 2.77. Visualization of the pattern is shown in figure 2.77



Figure 2.77: Regex visualization for pattern: 77



⌘ 2.78 Pattern: 78

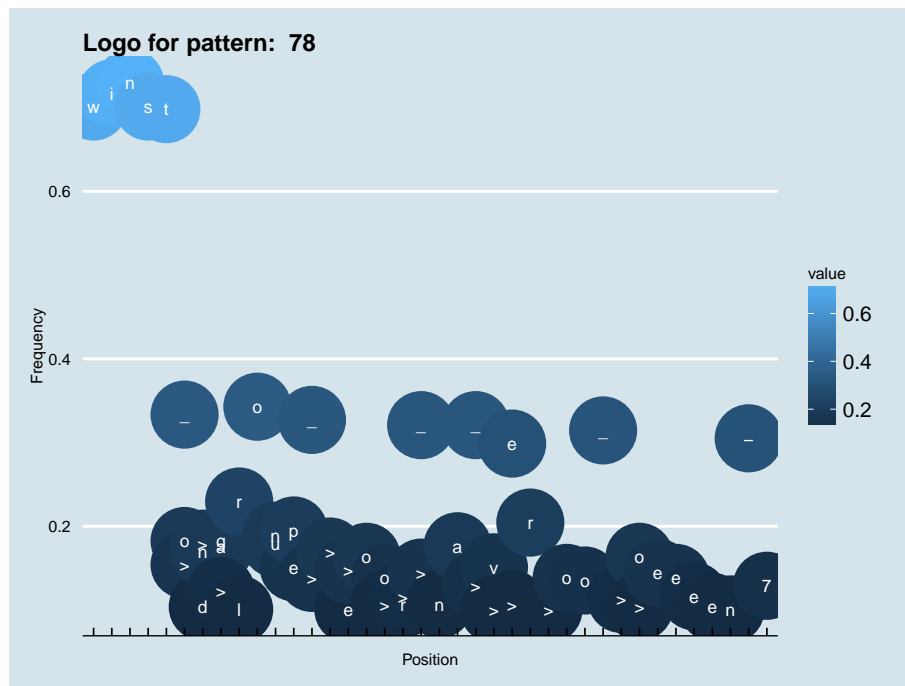
Information for pattern:

```
[w][i][n][s][t][>_o]?+[>dn]?+[>ag]?+[lr]?+[o]?+[nu]
]?+[ep]?+[>_]?+[>]?+[>e]?+.[?+[o]?+[>o]?+[>r]?+[>_]
?+[n]?+[a]?+[>_]?+[>v]?+[>e]?+[r]?+[>]?+[o]{0,2}+.
?+[_]?+[>]?+[>o]?+[e]?+.{0,2}+[e]?+.[?+[e]?+.{0,4}+
[e]?+[n]?+[-]?+[7]?+.{0,4}+
```

- Records that match the regex: 「 23183 」
- Corresponding ratio: 「 2.4914474641848786E-5 」

Top events found for the pattern are shown in table 2.78. Visualization of the pattern is shown in figure 2.78

Figure 2.78: Regex visualization for pattern: 78



Event List	
Event	Frequency
type/AAAA	2.4986478687960328E-6
root/f-root	2.0891920244901023E-6
root/c-root	1.6088068213280262E-6
root/i-root	1.5808649526877265E-6
root/l-root	1.1853800427019459E-6
root/h-root	1.1015544367810466E-6
root/j-root	1.0306250779249013E-6
root/a-root	9.736666533889056E-7
type/SRV	6.362148551945167E-7
type/TXT	6.039742375326324E-7
root/e-root	5.169245698455448E-7
root/d-root	3.718417903670655E-7
type/SOA	1.321865324137256E-7
root/b-root	1.0316997651802973E-7
root/g-root	9.24231039640683E-8
protocol/tcp	9.134841670867216E-8
type/SPF	2.9016555895695862E-8
type/ANY	6.448123532376858E-9
type/NS	4.298749021584572E-9
type/CNAME	1.074687255396143E-9

Table 2.78: Top events found for the pattern: 78 (Section 2.78)



⚡ 2.79 Pattern: 79

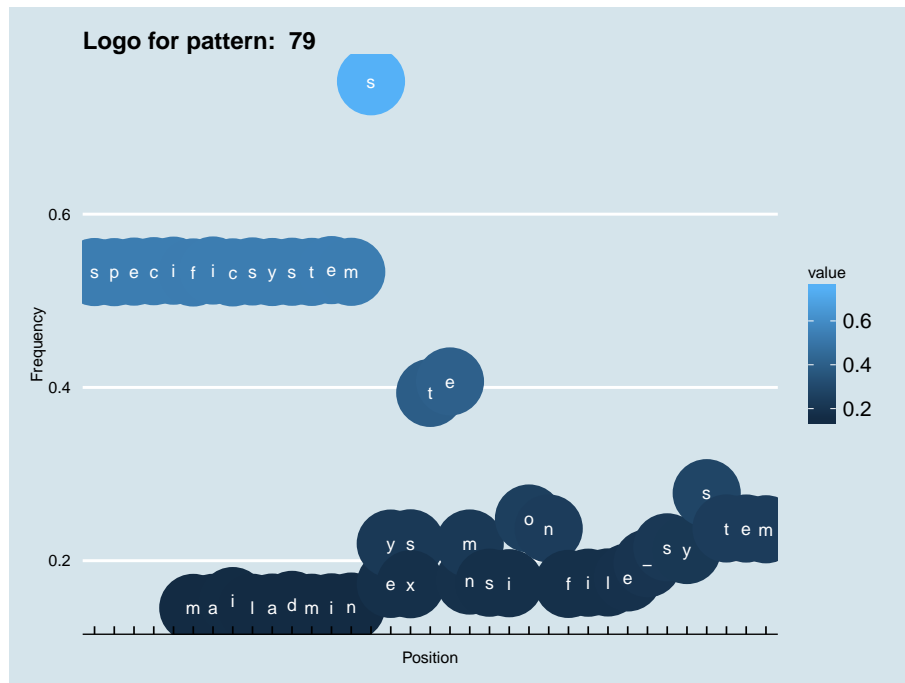
Information for pattern:

```
[s][p][e][c][i][f][i][c][s][y][s][t][e][m][s].{0,20}+
```

- Records that match the regex: [ 21707 ]
- Corresponding ratio: [ 2.3328236252884078E-5 ]

Top events found for the pattern are shown in table 2.79. Visualization of the pattern is shown in figure 2.79

Figure 2.79: Regex visualization for pattern: 79



Event List	
Event	Frequency
protocol/udp	2.288546510366087E-5
type/A	1.662863590274452E-5
root/c-root	4.4631761716601825E-6
type/SRV	4.297674334329176E-6
root/a-root	3.1660286543970376E-6
root/f-root	2.787738740497595E-6
root/j-root	2.6824193894687733E-6
root/h-root	2.666299080637831E-6
type/SOA	2.3105775991017076E-6
root/l-root	2.225677305925412E-6
root/k-root	2.117133893130402E-6
root/d-root	1.112301309335008E-6
root/e-root	1.0316997651802974E-6
protocol/tcp	4.4277114922321094E-7
root/m-root	4.298749021584572E-7
root/i-root	3.4067585996057736E-7
root/g-root	2.0741464029145562E-7
root/b-root	9.779654024104902E-8
type/AAAA	5.0510301003618724E-8
type/PTR	4.0838115705053435E-8

Table 2.79: Top events found for the pattern: 79 (Section 2.79)



Event List	
Event	Frequency
root/f-root	2.899506215058794E-6
root/a-root	2.8887593425048328E-6
root/l-root	2.786664053242199E-6
root/k-root	2.7769918679436338E-6
type/SOA	2.6028925325694587E-6
root/h-root	1.9613042410979613E-6
root/e-root	1.5518483967920306E-6
type/AAAA	1.4626493545941507E-6
root/j-root	1.2627575250904682E-6
root/i-root	1.2111725368314533E-6
root/m-root	1.1950522280005111E-6
type/PTR	8.156876268456726E-7
root/d-root	3.8796209919800764E-7
type/MX	1.8914495694972118E-7
root/g-root	9.99459147518413E-8
root/b-root	2.5792494129507432E-8
type/TXT	2.1493745107922862E-8
protocol/tcp	8.597498043169144E-9
type/NS	6.448123532376858E-9
type/ANY	5.3734362769807155E-9

Table 2.80: Top events found for the pattern: 80 (Section 2.80)

### :: 2.80 Pattern: 80

Information for pattern:

`.{0,12}+[lu]?+[et]?+[ir]?+[m][e][d][i][a].{0,29}+`

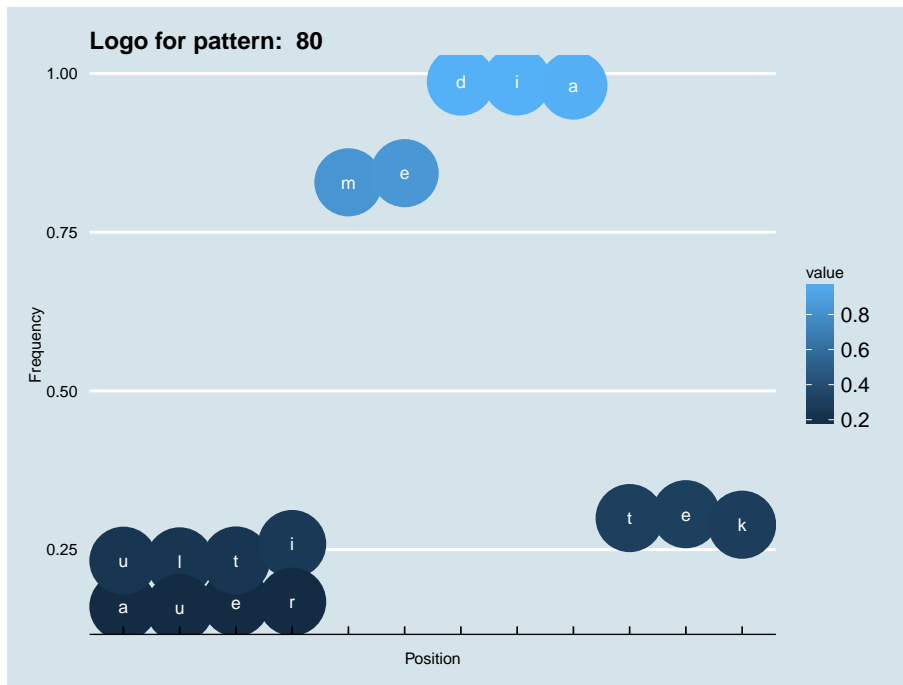
- Records that match the regex: [ 20841 ]
- Corresponding ratio: [ 2.2397557089711017E-5 ]

Top events found for the pattern are shown in table 2.80. Visualization of the pattern is shown in figure 2.80





Figure 2.80: Regex visualization for pattern: 80



⌘ 2.81 Pattern: 81

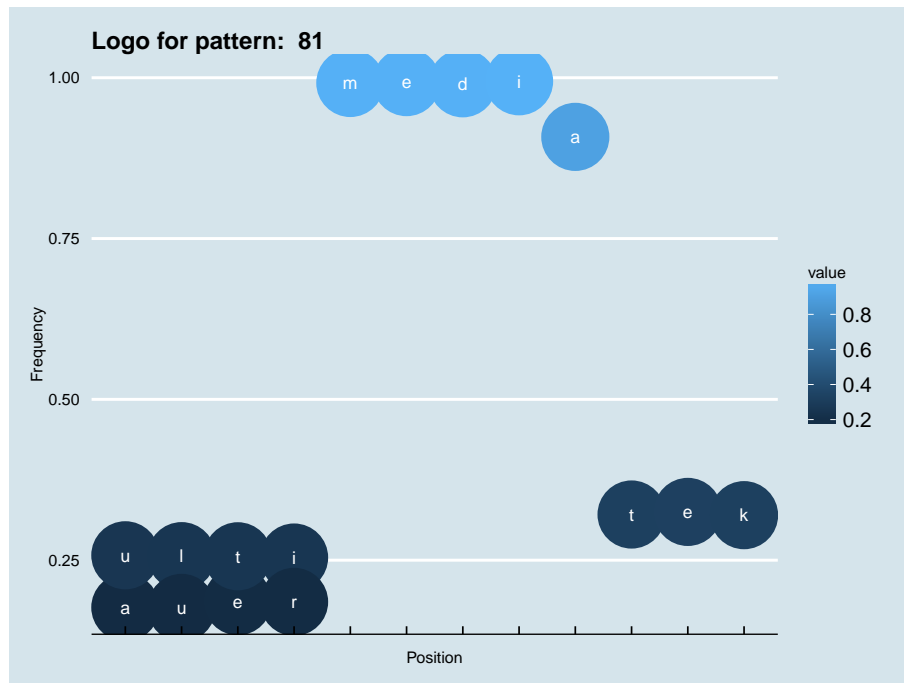
Information for pattern:

`.{0,13}+[au]?+[lu]?+[et]?+[ir]?+[m][e][d][i][a].{0,24}+`

- Records that match the regex: [ 18937 ]
- Corresponding ratio: [ 2.035135255543676E-5 ]

Top events found for the pattern are shown in table 2.81. Visualization of the pattern is shown in figure 2.81

Figure 2.81: Regex visualization for pattern: 81



Event List	
Event	Frequency
root/f-root	2.731855003216996E-6
type/SOA	2.6028925325694587E-6
root/a-root	2.5932203472708932E-6
root/k-root	2.5738759766737628E-6
root/l-root	2.5577556678428203E-6
root/h-root	1.7667858478712591E-6
root/e-root	1.4519024820401893E-6
type/AAAA	1.1327203671875348E-6
root/i-root	1.058566946565201E-6
root/j-root	1.0112807073277706E-6
root/m-root	9.940857112414324E-7
type/PTR	8.156876268456726E-7
root/d-root	3.3315304917280434E-7
type/MX	1.1176747456119888E-7
root/g-root	9.779654024104902E-8
root/b-root	2.471780687411129E-8
type/TXT	2.1493745107922862E-8
type/NS	6.448123532376858E-9
type/ANY	5.3734362769807155E-9
protocol/tcp	5.3734362769807155E-9

Table 2.81: Top events found for the pattern: 81 (Section 2.81)



Event List	
Event	Frequency
root/f-root	2.342818216763592E-6
root/j-root	2.3331460314650265E-6
root/a-root	1.7689352223820514E-6
root/c-root	1.7313211684431865E-6
root/m-root	1.7023046125474905E-6
root/l-root	1.555072458558219E-6
type/SRV	1.1101519348242159E-6
root/h-root	1.0832847534393123E-6
type/AAAA	8.49002931762953E-7
root/e-root	8.436294954859724E-7
root/d-root	5.394930022088638E-7
protocol/tcp	1.7517402262957132E-7
type/TXT	1.1069278730580274E-7
root/g-root	8.812435494248373E-8
root/b-root	7.952685689931459E-8
type/ANY	7.415342062233388E-8
type/SPF	4.2987490215845724E-8
type/NS	2.6867181384903577E-8
type/CNAME	1.0746872553961431E-8
type/DS	4.298749021584572E-9

Table 2.82: Top events found for the pattern: 82 (Section 2.82)

## :: 2.82 Pattern: 82

Information for pattern:

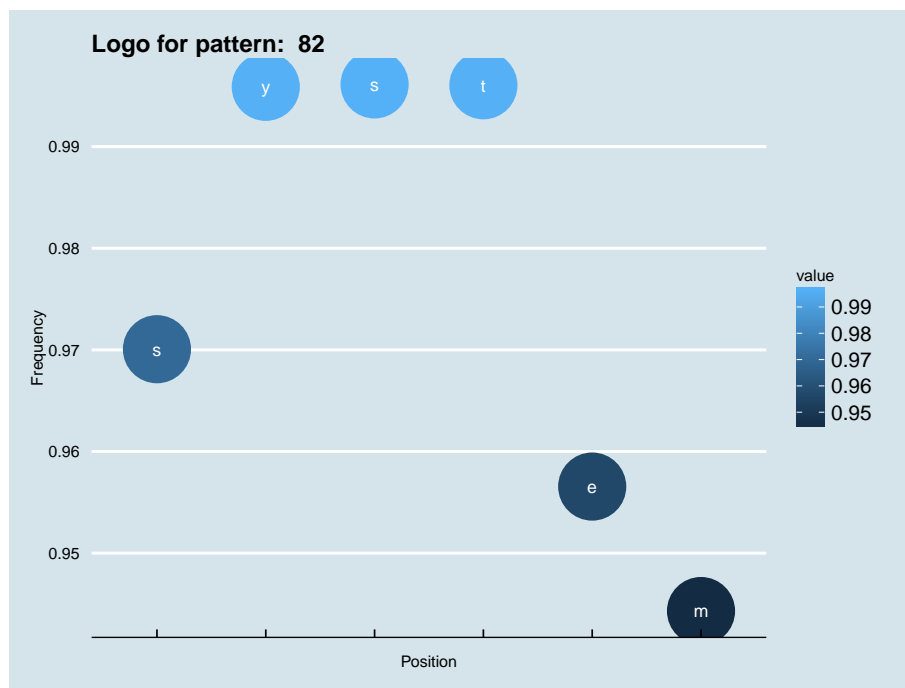
`.{0,10}+[s][y][s][t][e][m].{0,22}+`

- Records that match the regex: [ 18657 ]
- Corresponding ratio: [ 2.0050440123925843E-5 ]

Top events found for the pattern are shown in table 2.82. Visualization of the pattern is shown in figure 2.82



Figure 2.82: Regex visualization for pattern: 82



Event List	
Event	Frequency
root/i-root	2.1472251362814937E-6
root/f-root	2.140777012749117E-6
root/m-root	1.9150926891159268E-6
root/a-root	1.8828520714540426E-6
type/AAAA	1.7678605351266553E-6
root/j-root	1.5754915164107457E-6
type/SRV	1.4099896790797397E-6
root/h-root	1.0875835024608967E-6
root/d-root	4.4814458550019164E-7
root/e-root	4.0623178253974206E-7
type/PTR	3.868874119426115E-7
type/MX	3.1810742759725835E-7
root/b-root	1.192902853489719E-7
protocol/tcp	6.448123532376859E-8
root/g-root	5.8033111791391723E-8
type/TXT	1.9344370597130577E-8
type/NS	1.6120308830942147E-8
type/CNAME	1.5045621575546003E-8
type/ANY	3.224061766188429E-9
type/AFSDB	1.074687255396143E-9

Table 2.83: Top events found for the pattern: 83 (Section 2.83)

### :: 2.83 Pattern: 83

Information for pattern:

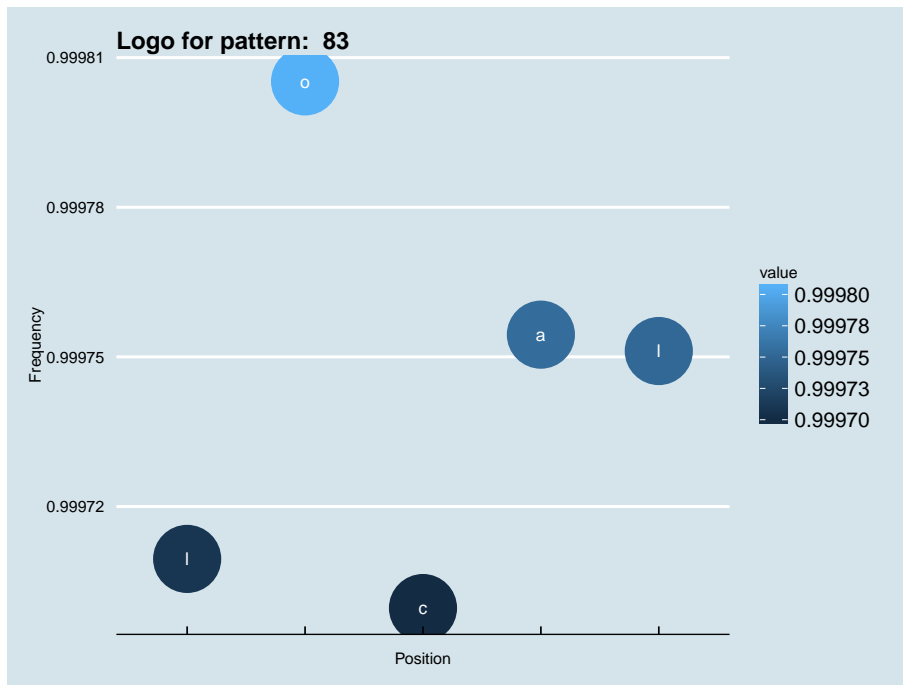
`.{0,5}+[1][o][c][a][1].{0,28}+`

- Records that match the regex: 「 17720 」
- Corresponding ratio: 「 1.9043458165619654E-5 」

Top events found for the pattern are shown in table 2.83. Visualization of the pattern is shown in figure 2.83



Figure 2.83: Regex visualization for pattern: 83



Event List	
Event	Frequency
root/k-root	2.14829982353689E-6
root/i-root	2.0462045342742563E-6
root/l-root	1.6184790066265915E-6
root/a-root	1.4314834241876627E-6
root/m-root	1.3938693702487975E-6
root/j-root	1.3755996869070632E-6
root/h-root	1.1015544367810466E-6
root/e-root	8.253598121442378E-7
root/d-root	5.179992571009409E-7
type/SOA	4.2020271685989194E-7
protocol/tcp	3.0091243151092005E-7
type/MX	1.6550183733100604E-7
type/NS	1.0316997651802973E-7
root/g-root	6.125717355758016E-8
root/b-root	1.397093432014986E-8
type/ANY	7.522810787773001E-9
type/TXT	2.149374510792286E-9
type/X25	2.149374510792286E-9
type/SRV	2.149374510792286E-9
type/CNAME	1.074687255396143E-9

Table 2.84: Top events found for the pattern: 84 (Section 2.84)

### :: 2.84 Pattern: 84

Information for pattern:

`.{0,24}+[eiop]?+[nsu]?+[t][e][r].{0,31}+`

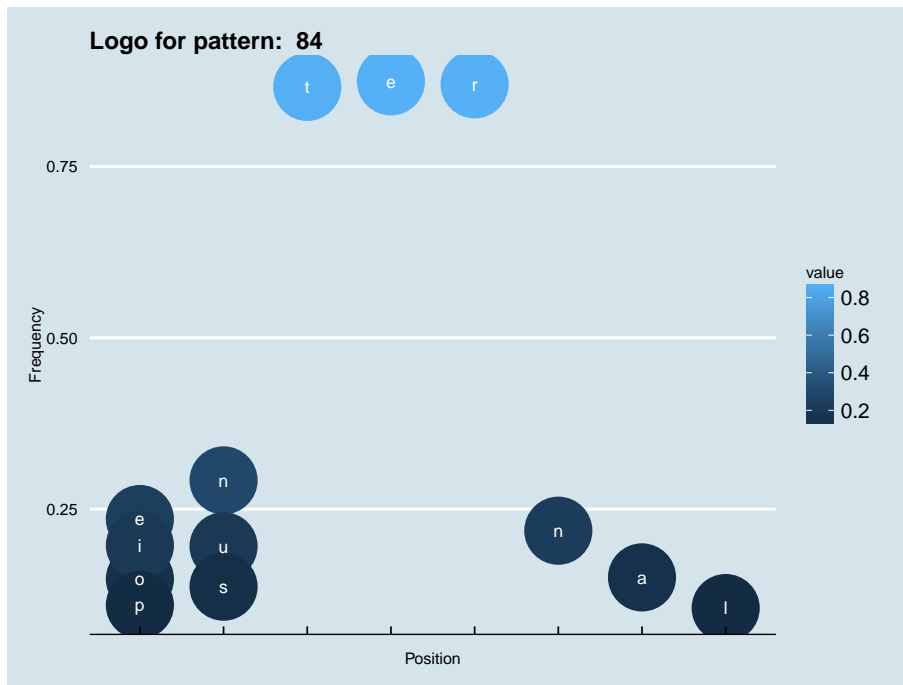
- Records that match the regex: [ 17344 ]
- Corresponding ratio: [ 1.8639375757590705E-5 ]

Top events found for the pattern are shown in table 2.84. Visualization of the pattern is shown in figure 2.84





Figure 2.84: Regex visualization for pattern: 84



Event List	
Event	Frequency
root/m-root	1.6410474389899104E-6
type/SOA	1.637823377223722E-6
root/j-root	1.5873130762201032E-6
root/k-root	1.577640890921538E-6
root/h-root	1.3412096947343866E-6
root/i-root	1.2874753319645795E-6
root/a-root	1.2520106525365068E-6
type/PTR	8.500776190183492E-7
root/e-root	7.88820445460769E-7
root/d-root	6.953226542413046E-7
type/TXT	5.083270718023757E-7
type/MX	3.3207836191740823E-7
type/NS	2.8801618444616633E-7
type/AAAA	2.740452501260165E-7
root/g-root	1.7624870988496746E-7
type/SPF	1.2036497260436802E-7
root/b-root	9.99459147518413E-8
type/ANY	1.8269683341734432E-8
protocol/tcp	1.397093432014986E-8
type/CNAME	7.522810787773001E-9

Table 2.85: Top events found for the pattern: 85 (Section 2.85)

### :: 2.85 Pattern: 85

Information for pattern:

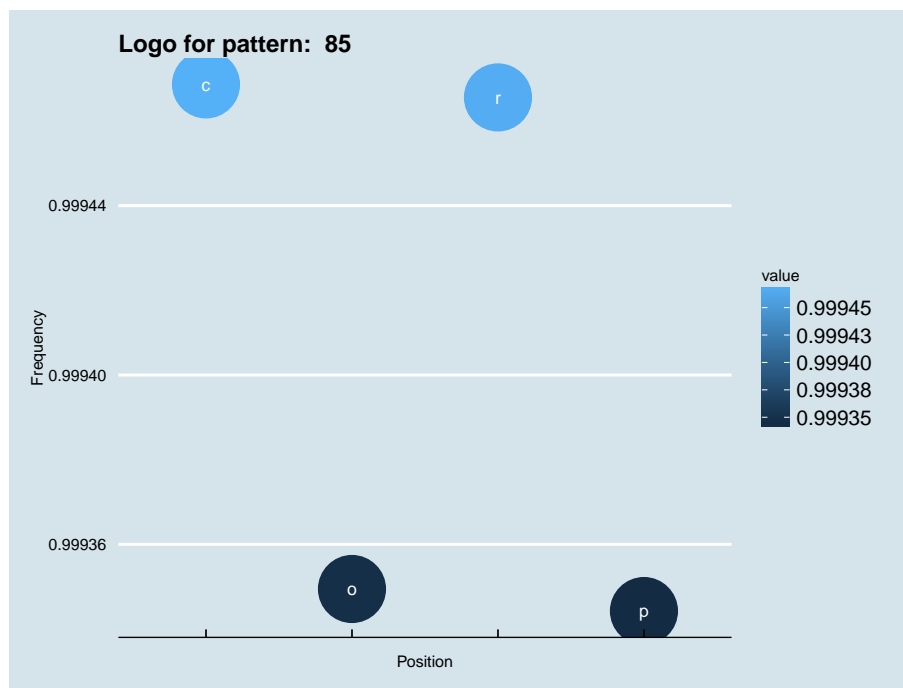
`.{0,9}+[c][o][r][p].{0,14}+`

- Records that match the regex: [ 16503 ]
- Corresponding ratio: [ 1.773556377580255E-5 ]

Top events found for the pattern are shown in table 2.85. Visualization of the pattern is shown in figure 2.85



Figure 2.85: Regex visualization for pattern: 85



Event List	
Event	Frequency
root/k-root	4.031151894990933E-6
type/TXT	3.660384791879263E-6
root/f-root	1.7571136625726939E-6
root/c-root	1.7033792998028867E-6
root/i-root	1.494889972256035E-6
root/m-root	1.1692597338710037E-6
root/j-root	9.145588543421178E-7
root/h-root	6.824264071765509E-7
root/l-root	6.577086003024396E-7
root/a-root	6.555592257916473E-7
root/e-root	5.70658932615352E-7
type/SRV	4.846839521836606E-7
root/g-root	3.621696050685002E-7
root/d-root	3.4604929623755806E-7
root/b-root	2.923149334677509E-7
type/MX	2.869414971907702E-7
type/ANY	1.171409108381796E-7
type/AAAA	1.1606622358278345E-7
type/SOA	6.98546716007493E-8
protocol/tcp	3.8688741194261153E-8

Table 2.86: Top events found for the pattern: 86 (Section 2.86)

### :: 2.86 Pattern: 86

Information for pattern:

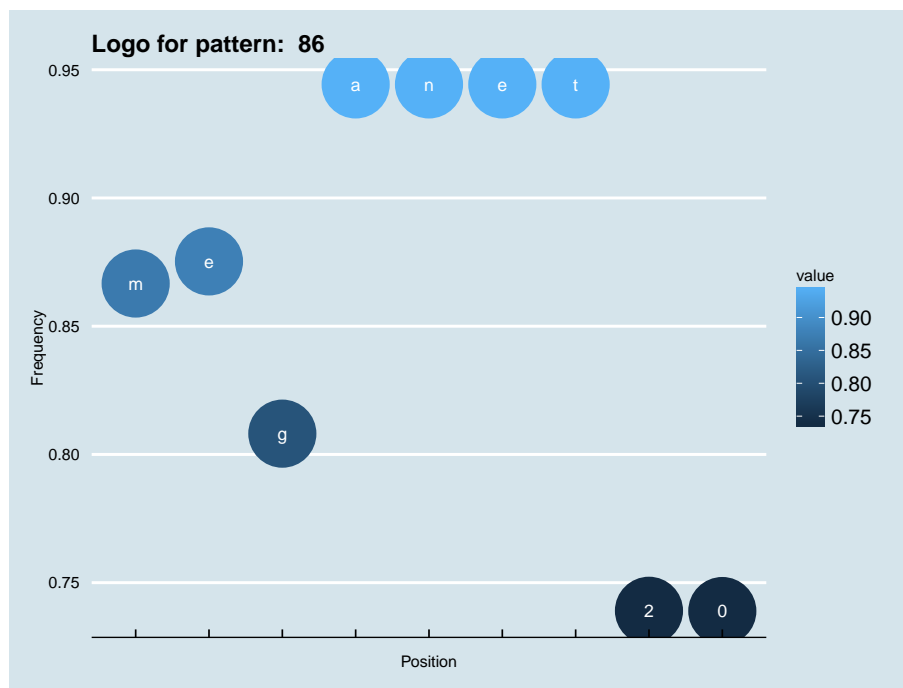
`[m][e][g][a][n][e][t][2][0].{0,8}+`

- Records that match the regex: 「 13620 」
- Corresponding ratio: 「 1.463724041849547E-5 」

Top events found for the pattern are shown in table 2.86. Visualization of the pattern is shown in figure 2.86



Figure 2.86: Regex visualization for pattern: 86



⌘ 2.87 Pattern: 87

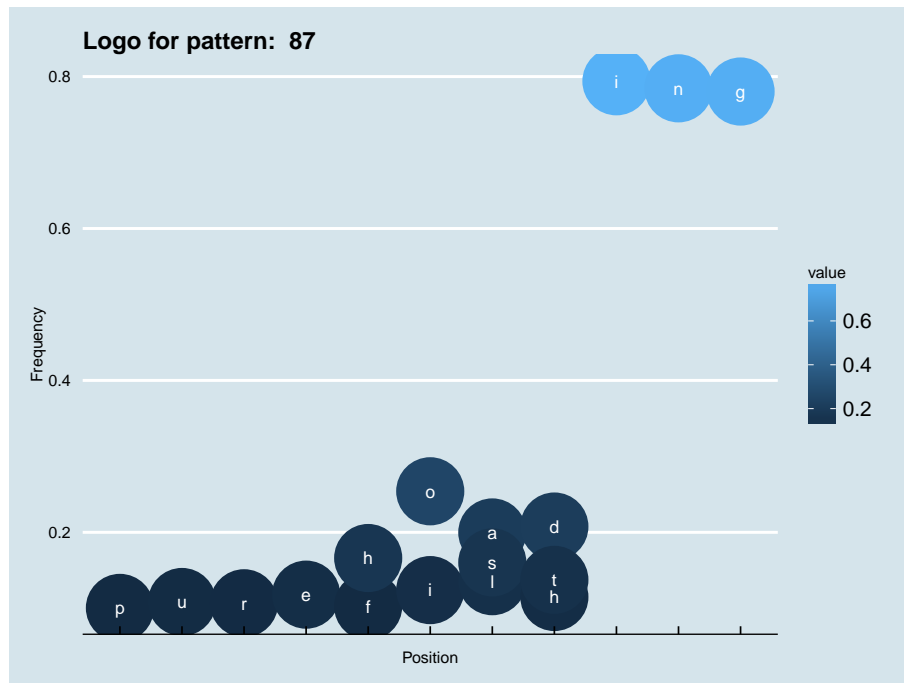
Information for pattern:

```
.{0,23}+[r]?+[e]?+[fh]?+[io]?+[als]?+[dht]?+[i][n]
[g].{0,30}+
```

- Records that match the regex: [ 10634 ]
- Corresponding ratio: [ 1.1428224273882585E-5 ]

Top events found for the pattern are shown in table 2.87. Visualization of the pattern is shown in figure 2.87

Figure 2.87: Regex visualization for pattern: 87



Event List	
Event	Frequency
root/i-root	1.5830143271985188E-6
root/c-root	1.5454002732596538E-6
type/SRV	1.351956567288348E-6
root/k-root	1.345508443755971E-6
root/l-root	1.148840676018477E-6
root/a-root	8.86616985701818E-7
root/h-root	8.371813719535955E-7
root/j-root	8.081648160578996E-7
root/m-root	6.512604767700627E-7
type/SOA	5.523892492736175E-7
root/e-root	4.0300772077355363E-7
root/d-root	3.868874119426115E-7
type/MX	1.3863465594610247E-7
protocol/tcp	1.2681309613674488E-7
root/g-root	3.5464679428072724E-8
type/NS	2.9016555895695862E-8
root/b-root	6.448123532376858E-9
type/TXT	3.224061766188429E-9
type/ANY	2.149374510792286E-9
type/X25	1.074687255396143E-9

Table 2.87: Top events found for the pattern: 87 (Section 2.87)



Event List	
Event	Frequency
type/A	7.624906077035635E-6
root/c-root	1.4637240418495469E-6
root/j-root	1.449753107529397E-6
root/f-root	1.1101519348242159E-6
root/i-root	9.90861649475244E-7
root/k-root	9.61845093579548E-7
type/MX	9.586210318133595E-7
root/a-root	7.974179435039382E-7
root/l-root	6.394389169607051E-7
root/m-root	5.717336198707481E-7
root/h-root	4.911320757160374E-7
root/d-root	3.3745179819438893E-7
type/AAAA	2.3320713442096305E-7
type/SOA	1.8269683341734432E-7
root/e-root	1.8162214616194818E-7
protocol/tcp	2.6867181384903577E-8
type/ANY	1.0746872553961431E-8
root/g-root	8.597498043169144E-9
root/b-root	8.597498043169144E-9
type/CNAME	2.149374510792286E-9

Table 2.88: Top events found for the pattern: 88 (Section 2.88)

### :: 2.88 Pattern: 88

Information for pattern:

`.{0,12}+[a][d][1].{0,25}+`

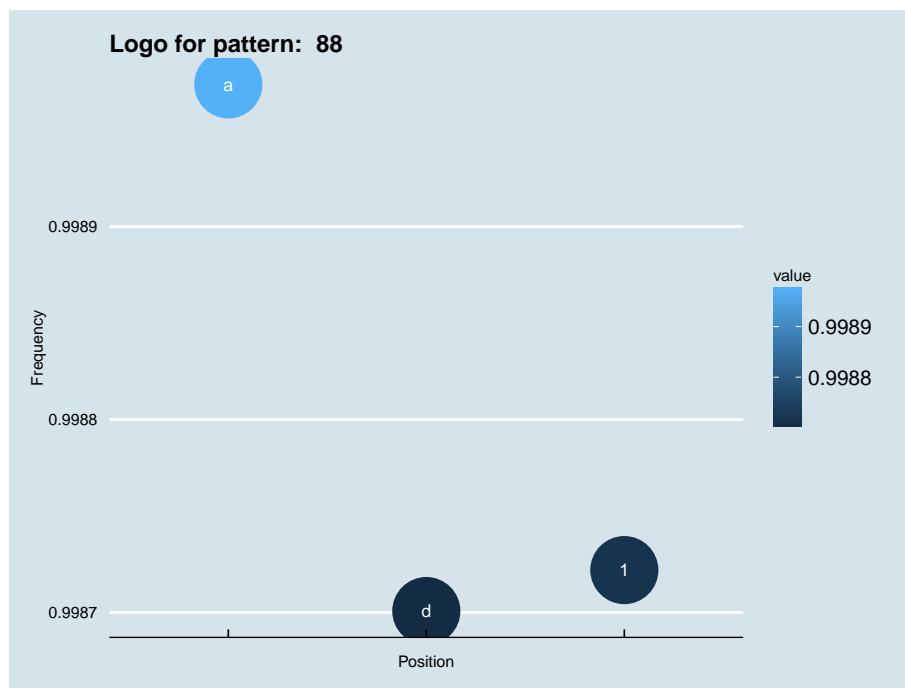
- Records that match the regex: 「 8386 」
- Corresponding ratio: 「 9.012327323752056E-6 」

Top events found for the pattern are shown in table 2.88. Visualization of the pattern is shown in figure 2.88





Figure 2.88: Regex visualization for pattern: 88



Event List	
Event	Frequency
root/i-root	8.704966768708758E-7
root/j-root	8.18911688611861E-7
root/k-root	7.941938817377497E-7
root/m-root	7.58729202309677E-7
root/c-root	7.51206391521904E-7
root/f-root	7.049948395398698E-7
root/a-root	5.663601835937674E-7
type/SOA	5.545386237844099E-7
root/e-root	5.448664384858445E-7
root/d-root	4.760864541404914E-7
root/h-root	3.664683540900848E-7
type/AAAA	3.5464679428072724E-7
type/SRV	1.0102060200723745E-7
protocol/tcp	3.6539366683468865E-8
type/MX	1.6120308830942147E-8
type/DS	1.397093432014986E-8
root/g-root	7.522810787773001E-9
type/NS	7.522810787773001E-9
root/b-root	6.448123532376858E-9
type/ANY	1.074687255396143E-9

Table 2.89: Top events found for the pattern: 89 (Section 2.89)

### :: 2.89 Pattern: 89

Information for pattern:

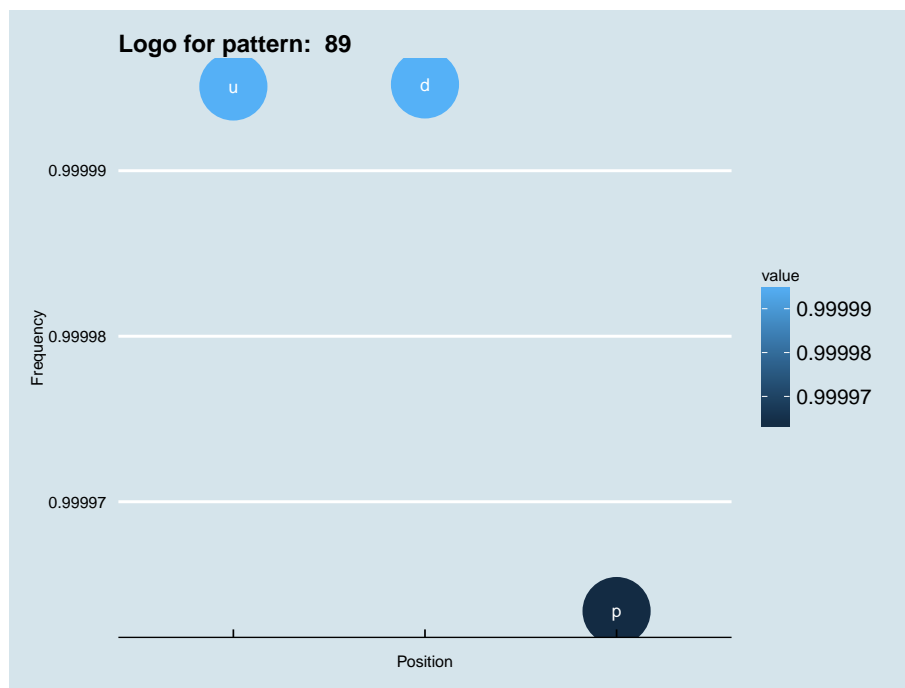
`.{0,3}+[u][d][p].{0,4}+`

- Records that match the regex: 「 7408 」
- Corresponding ratio: 「 7.961283187974629E-6 」

Top events found for the pattern are shown in table 2.89. Visualization of the pattern is shown in figure 2.89



Figure 2.89: Regex visualization for pattern: 89



Event List	
Event	Frequency
type/A	7.801154786920603E-6
protocol/udp	7.801154786920603E-6
root/c-root	1.8978976930295886E-6
root/h-root	1.2573840888134874E-6
root/m-root	1.0478200740112394E-6
root/k-root	7.608785768204693E-7
root/f-root	7.092935885614545E-7
root/j-root	5.298208169102985E-7
root/a-root	4.900573884606413E-7
root/i-root	4.685636433527184E-7
root/l-root	3.836633501764231E-7
root/e-root	2.149374510792286E-7
root/d-root	3.9763428449657294E-8
root/g-root	1.074687255396143E-9

Table 2.90: Top events found for the pattern: 90 (Section 2.90)

## :: 2.90 Pattern: 90

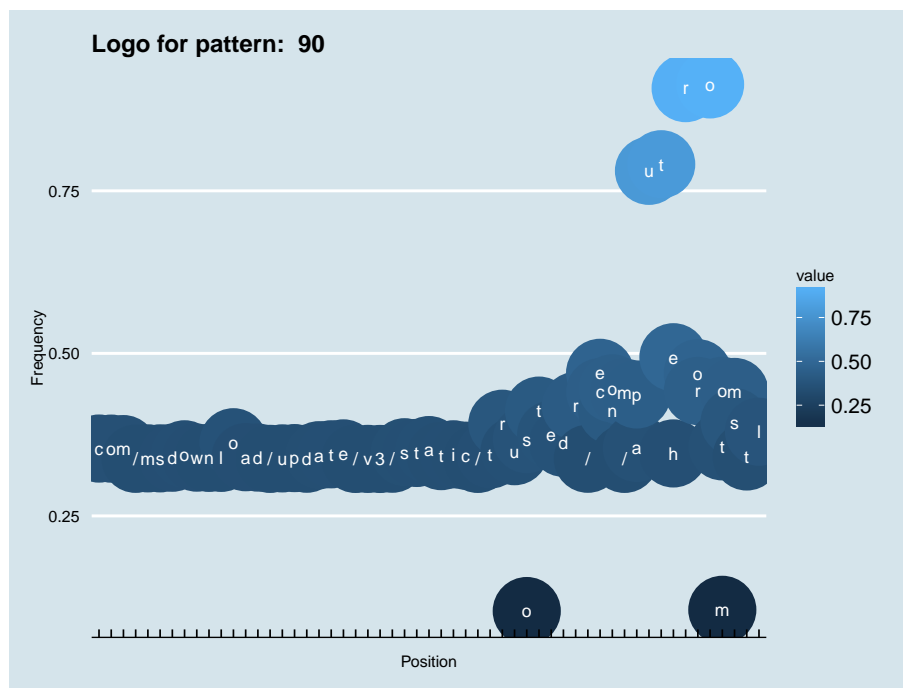
Information for pattern:

```
.{0,35}+[os]?+[t]?+[e]?+[d]?+[r]?+[/?]?+[ce][no][/?m]
[ap][u][t][eh][r][or][o][mot][ms]?+.{0,2}+
```

- Records that match the regex: 「 7259 」
- Corresponding ratio: 「 7.801154786920603E-6 」

Top events found for the pattern are shown in table 2.90. Visualization of the pattern is shown in figure 2.90

Figure 2.90: Regex visualization for pattern: 90



Event List	
Event	Frequency
root/i-root	1.0424466377342588E-6
root/k-root	1.0091313328169783E-6
root/f-root	9.124094798313255E-7
root/c-root	7.651773258420539E-7
root/m-root	6.996214032628891E-7
type/SOA	6.9102390521972E-7
root/j-root	6.38364229705309E-7
root/a-root	4.3739771294623024E-7
type/SRV	4.116052188167228E-7
root/h-root	4.019330335181575E-7
type/PTR	3.1273399132027766E-7
type/MX	2.740452501260165E-7
root/e-root	2.5362619227348977E-7
root/d-root	1.7087527360798676E-7
root/b-root	9.134841670867216E-8
protocol/tcp	5.373436276980715E-8
root/g-root	4.4062177471241865E-8
type/NS	1.5045621575546003E-8
type/TXT	3.224061766188429E-9
type/ANY	1.074687255396143E-9

Table 2.91: Top events found for the pattern: 91 (Section 2.91)

## :: 2.91 Pattern: 91

Information for pattern:

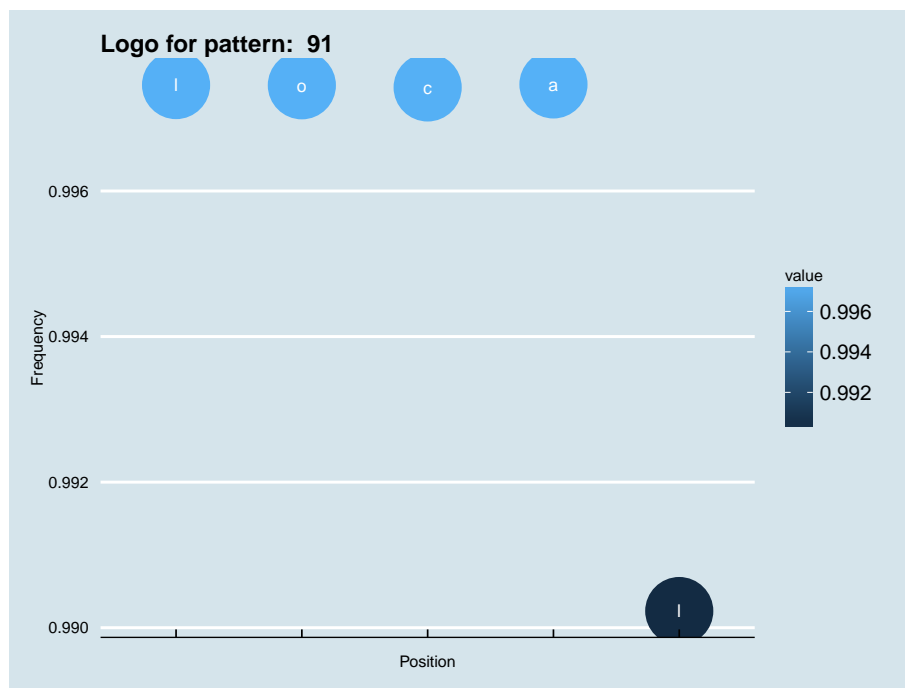
`.{0,6}+[1][o][c][a][1].{0,24}+`

- Records that match the regex: 「 7174 」
- Corresponding ratio: 「 7.70980637021193E-6 」

Top events found for the pattern are shown in table 2.91. Visualization of the pattern is shown in figure 2.91



Figure 2.91: Regex visualization for pattern: 91



Event List	
Event	Frequency
protocol/udp	7.619532640758655E-6
type/A	4.972577930717954E-6
root/i-root	1.1595875485724384E-6
root/k-root	9.414260357270213E-7
type/NS	9.360525994500406E-7
type/MX	8.823182366802335E-7
type/AAAA	8.780194876586489E-7
root/c-root	8.285838739104263E-7
root/l-root	8.232104376334456E-7
root/f-root	7.393848317125465E-7
root/h-root	6.265426698959514E-7
root/m-root	5.846298669355018E-7
root/j-root	5.233726933779216E-7
root/a-root	5.222980061225256E-7
root/e-root	4.6533958158652995E-7
root/d-root	3.8581272468721537E-7
root/g-root	6.98546716007493E-8
protocol/tcp	5.0510301003618724E-8
type/ANY	1.074687255396143E-9

Table 2.92: Top events found for the pattern: 92 (Section 2.92)

## :: 2.92 Pattern: 92

Information for pattern:

`.{0,34}+[k]?+[s]?+[o]?+[l]?+[au]?+[t][i][o][n].{0,20}+`

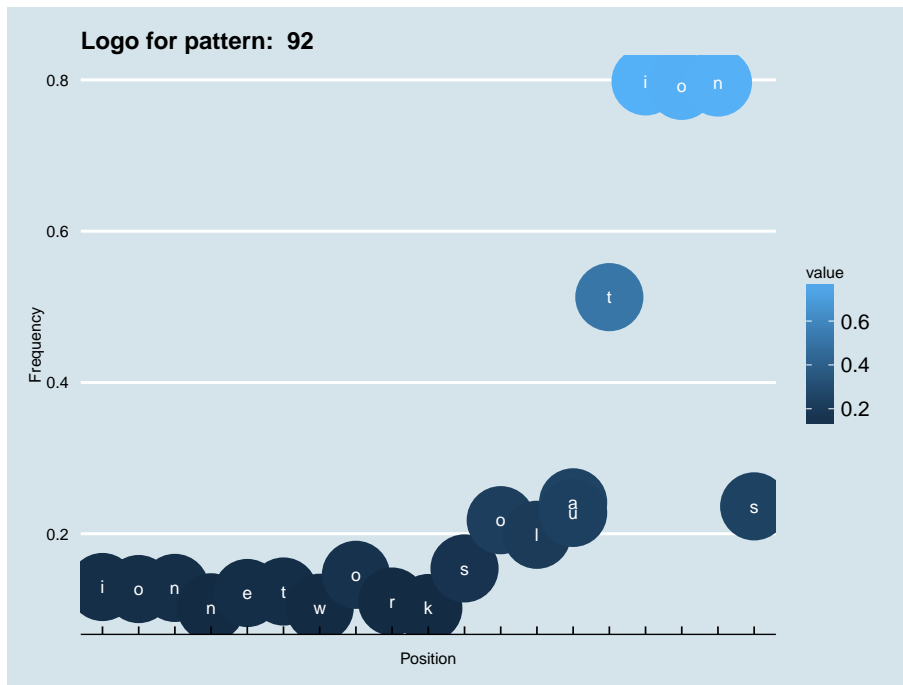
- Records that match the regex: [ 7137 ]
- Corresponding ratio: [ 7.670042941762274E-6 ]

Top events found for the pattern are shown in table 2.92. Visualization of the pattern is shown in figure 2.92





Figure 2.92: Regex visualization for pattern: 92



∴ 2.93 Pattern: 93

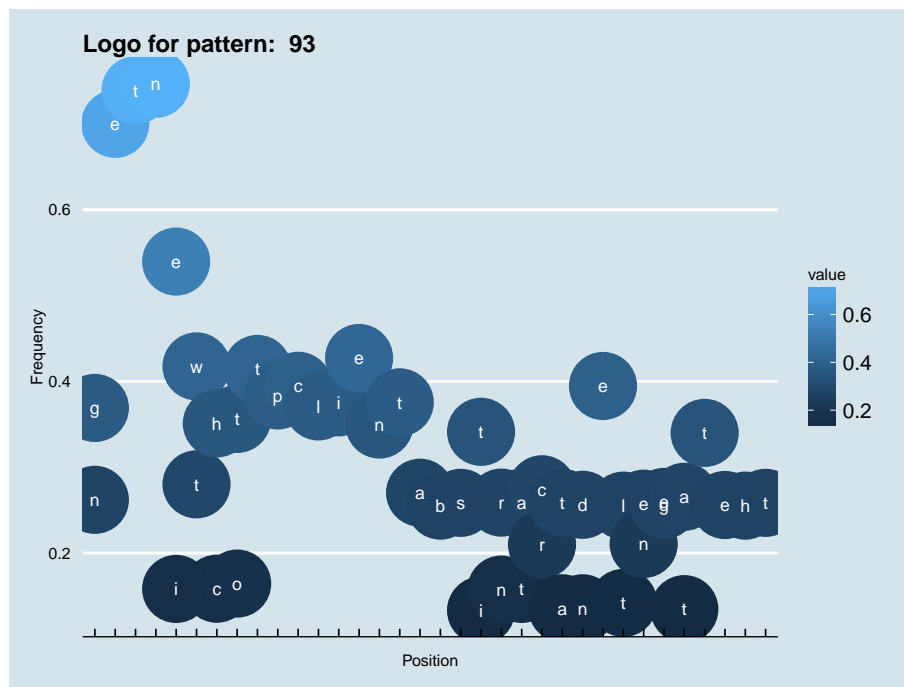
Information for pattern:

```
[gn]?+[e][t][n][e][tw]?+[ch]?+[ot]?+[t]?+[p]?+[c]?
+.{0,8}+[it]?+[nr]?+[at]?+[cr]?+[at]?+[dn]?+[e]?+[
lt]?+[en]?+[eg]?+[at]?+.{0,4}+
```

- Records that match the regex: 「 6838 」
- Corresponding ratio: 「 7.348711452398826E-6 」

Top events found for the pattern are shown in table 2.93. Visualization of the pattern is shown in figure 2.93

Figure 2.93: Regex visualization for pattern: 93



Event List	
Event	Frequency
type/SOA	1.0016085220292053E-6
root/i-root	6.727542218779855E-7
root/l-root	6.372895424499129E-7
root/j-root	5.459411257412407E-7
root/h-root	5.416423767196561E-7
root/a-root	4.6104083256494536E-7
root/m-root	4.191280296044958E-7
root/e-root	3.481986707483504E-7
type/NS	3.3315304917280434E-7
type/AAAA	3.3100367466201207E-7
root/d-root	3.213314893634468E-7
type/TXT	4.513686472663801E-8
type/ANY	3.9763428449657294E-8
root/b-root	3.8688741194261153E-8
root/g-root	3.5464679428072724E-8
type/SPF	3.0091243151092006E-8
protocol/tcp	1.397093432014986E-8
type/CNAME	6.448123532376858E-9
type/DS	3.224061766188429E-9
type/SRV	1.074687255396143E-9

Table 2.93: Top events found for the pattern: 93 (Section 2.93)



Event List	
Event	Frequency
protocol/udp	7.316470834736942E-6
type/SRV	3.4669410859079576E-6
type/A	2.936045581742263E-6
root/l-root	1.8258936469180471E-6
root/c-root	1.7753833459144284E-6
root/f-root	1.2874753319645795E-6
type/SOA	8.941397964895911E-7
root/j-root	7.931191944823535E-7
root/h-root	4.771611413958876E-7
root/a-root	4.4706989824479553E-7
root/i-root	1.6657652458640217E-7
root/k-root	1.644271500756099E-7
root/m-root	1.5045621575546002E-7
root/d-root	9.672185298565287E-8
root/e-root	7.952685689931459E-8
root/g-root	3.6539366683468865E-8
type/AAAA	1.9344370597130577E-8
root/b-root	1.6120308830942147E-8

Table 2.94: Top events found for the pattern: 94 (Section 2.94)

## :: 2.94 Pattern: 94

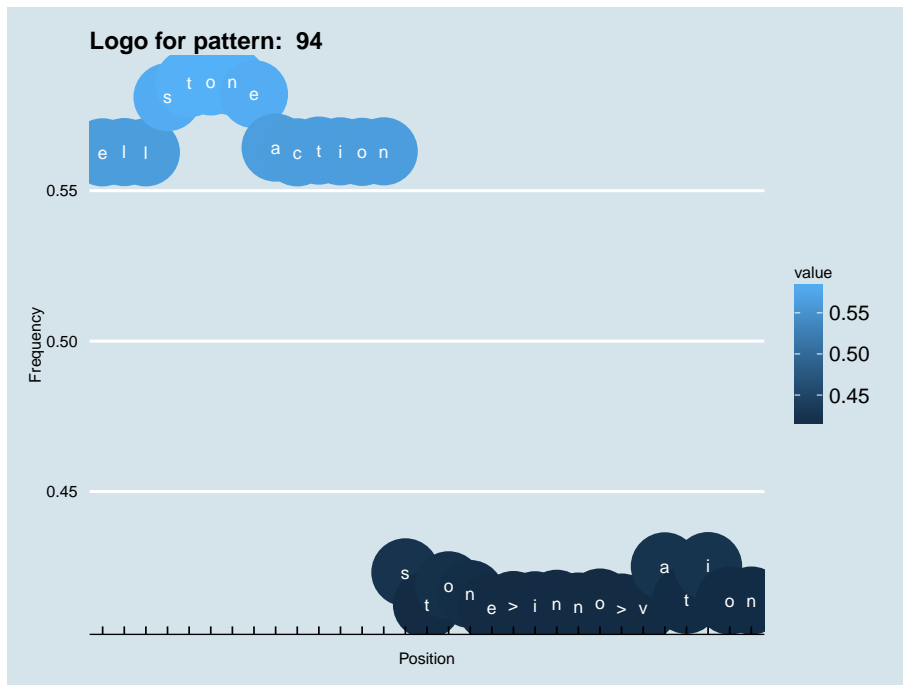
Information for pattern:

```
[e][1]{2}+[s][t][o][n][e][a][c][t][i][o][n].{0,21}+
```

- Records that match the regex: 「 6808 」
- Corresponding ratio: 「 7.316470834736942E-6 」

Top events found for the pattern are shown in table 2.94. Visualization of the pattern is shown in figure 2.94

Figure 2.94: Regex visualization for pattern: 94



∴ 2.95 Pattern: 95

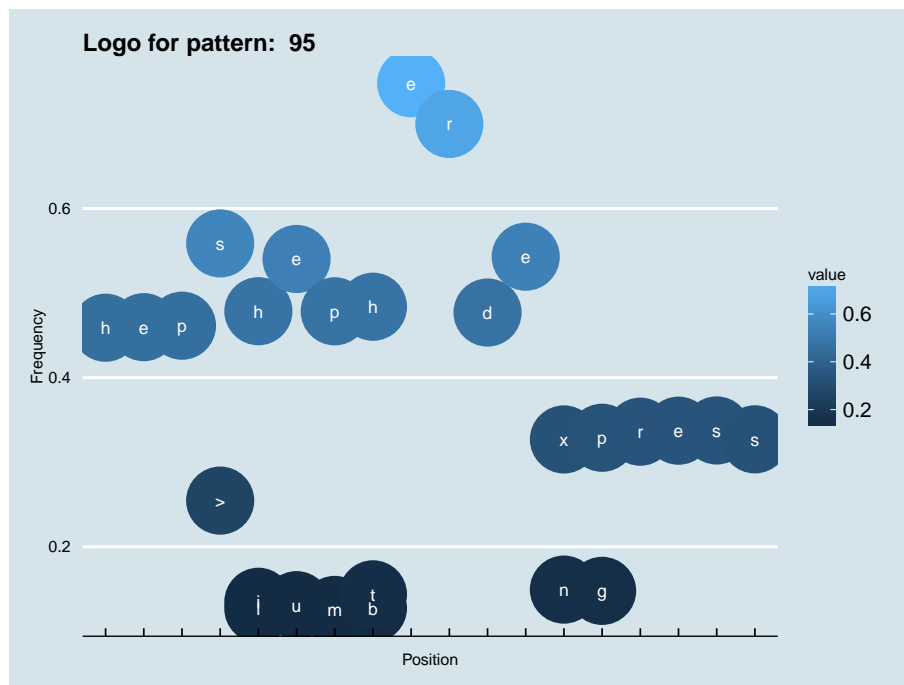
Information for pattern:

```
[h]?+[e]?+[p]?+[s][h|l][e][m|p][b|h|t][e][r][d]?+[e][n|x]?+[g|p]?+.{0,5}+
```

- Records that match the regex: [ 5979 ]
- Corresponding ratio: [ 6.425555100013539E-6 ]

Top events found for the pattern are shown in table 2.95. Visualization of the pattern is shown in figure 2.95

Figure 2.95: Regex visualization for pattern: 95



Event List	
Event	Frequency
protocol/udp	6.425555100013539E-6
type/SRV	2.7458259375371455E-6
type/A	1.8731798861554773E-6
type/SOA	1.6657652458640217E-6
root/c-root	1.60773213407263E-6
root/a-root	1.2068737878098687E-6
root/h-root	7.426088934787348E-7
root/d-root	4.943561374822258E-7
root/k-root	4.492192727555878E-7
root/e-root	4.083811570505344E-7
root/m-root	3.159580530864661E-7
root/i-root	2.987630570001278E-7
root/f-root	2.8264274816918563E-7
root/j-root	2.600743158058666E-7
root/l-root	2.095640148022479E-7
type/MX	1.3541059417991404E-7
root/g-root	1.1069278730580274E-7
root/b-root	3.8688741194261153E-8
type/NS	4.298749021584572E-9
type/AAAA	1.074687255396143E-9

Table 2.95: Top events found for the pattern: 95 (Section 2.95)



Event List	
Event	Frequency
root/f-root	1.1101519348242159E-6
root/k-root	1.0725378808853507E-6
root/i-root	7.039201522844737E-7
root/c-root	6.877998434535316E-7
root/a-root	5.255220678887139E-7
root/j-root	4.771611413958876E-7
root/m-root	4.2342677862608037E-7
root/l-root	3.815139756656308E-7
root/h-root	3.3530242368359666E-7
type/AAAA	2.8801618444616633E-7
type/SOA	2.665224393382435E-7
root/e-root	2.5792494129507436E-7
root/d-root	2.020412040144749E-7
type/PTR	1.171409108381796E-7
protocol/tcp	4.191280296044958E-8
root/b-root	3.8688741194261153E-8
type/ANY	2.471780687411129E-8
root/g-root	1.8269683341734432E-8
type/NS	1.1821559809357574E-8
type/CNAME	8.597498043169144E-9

Table 2.96: Top events found for the pattern: 96 (Section 2.96)

### :: 2.96 Pattern: 96

Information for pattern:

`.{0,12}+[ch][a][r][d].{0,26}+`

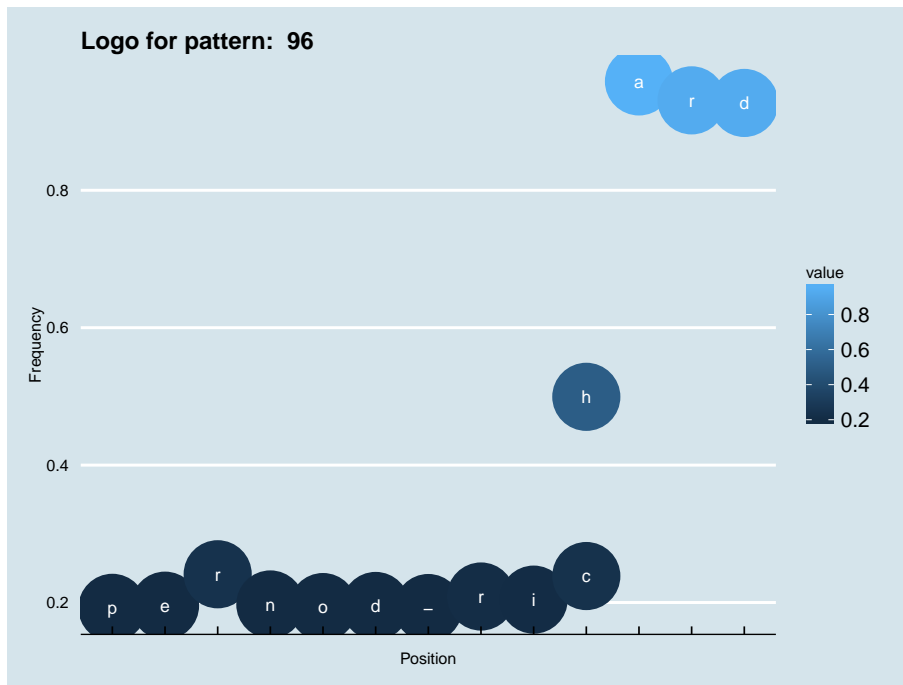
- Records that match the regex: 「 5801 」
- Corresponding ratio: 「 6.234260768553026E-6 」

Top events found for the pattern are shown in table 2.96. Visualization of the pattern is shown in figure 2.96





Figure 2.96: Regex visualization for pattern: 96



Event List	
Event	Frequency
protocol/udp	5.9602155184270095E-6
type/SOA	5.407826269153392E-6
root/k-root	2.376133521680872E-6
root/c-root	1.1294963054213464E-6
root/f-root	7.006960905182853E-7
root/l-root	5.491651875074291E-7
root/a-root	5.287461296549024E-7
type/A	4.2557615313687263E-7
root/h-root	3.535721070253311E-7
root/m-root	2.7834399914760104E-7
type/SRV	1.2681309613674488E-7
root/e-root	3.0091243151092006E-8
root/i-root	1.0746872553961431E-8
root/j-root	3.224061766188429E-9

Table 2.97: Top events found for the pattern: 97 (Section 2.97)

### :: 2.97 Pattern: 97

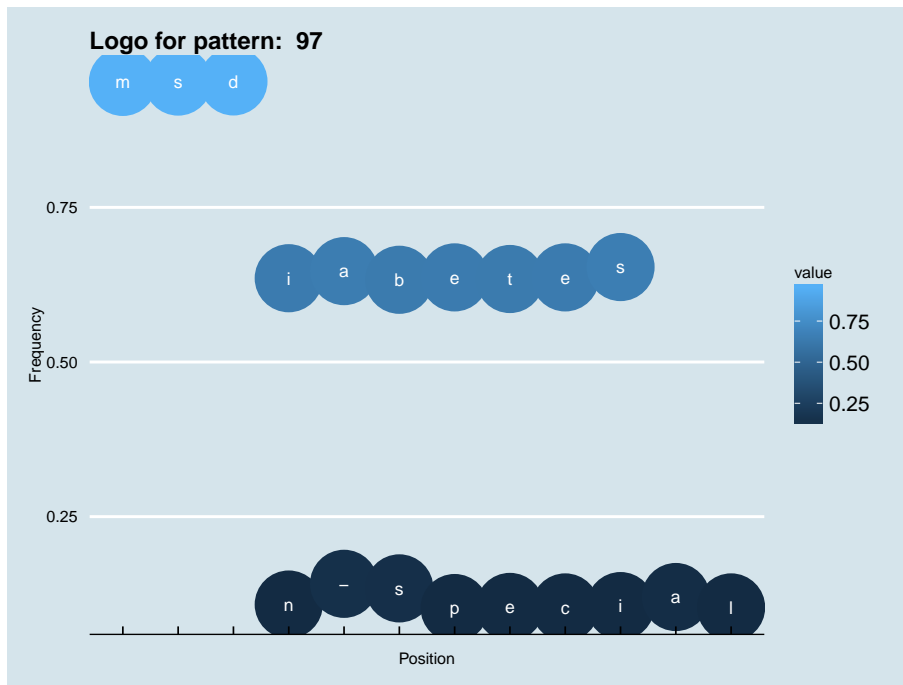
Information for pattern:

`[m][s][d][i][a][b][e][t][e][s].{0,8}+`

- Records that match the regex: 「 5546 」
- Corresponding ratio: 「 5.9602155184270095E-6 」

Top events found for the pattern are shown in table 2.97. Visualization of the pattern is shown in figure 2.97

Figure 2.97: Regex visualization for pattern: 97





Event List	
Event	Frequency
root/l-root	1.0413719504788627E-6
root/i-root	8.307332484212186E-7
root/k-root	8.156876268456726E-7
root/f-root	6.501857895146666E-7
root/c-root	5.427170639750522E-7
root/m-root	5.394930022088638E-7
root/j-root	3.0843524229869307E-7
type/SRV	2.987630570001278E-7
root/a-root	2.8801618444616633E-7
root/h-root	2.525515050180936E-7
root/e-root	1.5368027752164845E-7
type/SOA	1.3863465594610247E-7
root/d-root	1.246637216259526E-7
type/MX	9.349779121946445E-8
protocol/tcp	4.621155198203415E-8
root/b-root	3.5464679428072724E-8
root/g-root	2.471780687411129E-8
type/NS	1.397093432014986E-8
type/TXT	3.224061766188429E-9
type/ANY	1.074687255396143E-9

Table 2.98: Top events found for the pattern: 98 (Section 2.98)

**:: 2.98 Pattern: 98**

Information for pattern:

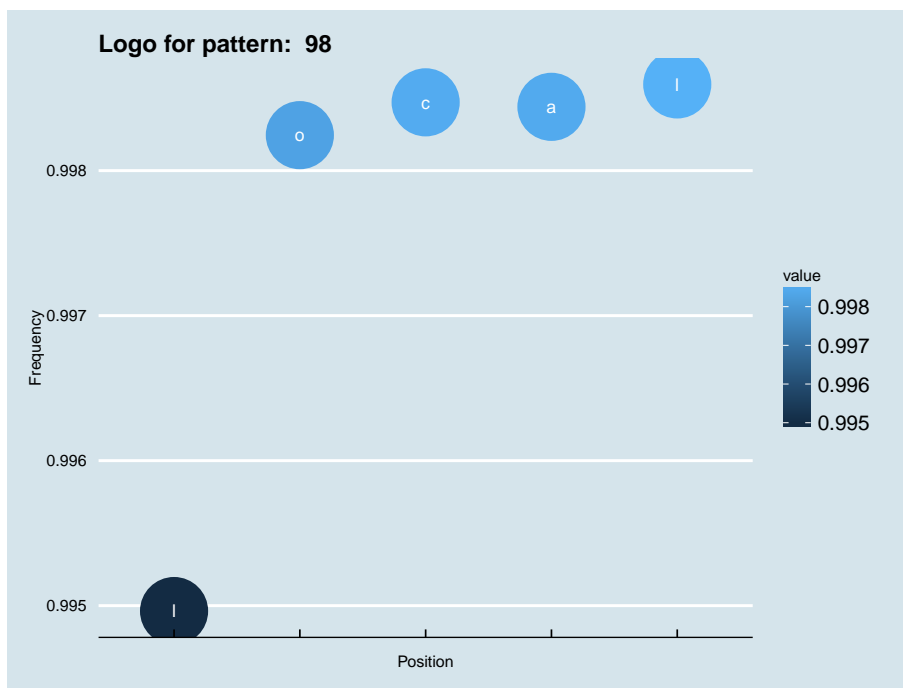
```
.{0,7}+[1][o][c][a][1].{0,44}+
```

- Records that match the regex: 「 5218 」
- Corresponding ratio: 「 5.607718098657075E-6 」

Top events found for the pattern are shown in table 2.98. Visualization of the pattern is shown in figure 2.98



Figure 2.98: Regex visualization for pattern: 98



Event List	
Event	Frequency
protocol/udp	5.526041867246967E-6
type/A	5.498099998606668E-6
root/f-root	8.178370013564649E-7
root/k-root	8.081648160578996E-7
root/i-root	7.88820445460769E-7
root/c-root	7.178910866046236E-7
root/j-root	7.082189013060583E-7
root/a-root	4.0515709528434595E-7
root/l-root	3.4604929623755806E-7
root/m-root	3.2240617661884294E-7
root/h-root	2.267590108885862E-7
root/e-root	1.8162214616194818E-7
root/d-root	1.4615746673387546E-7
root/g-root	5.8033111791391723E-8
type/AAAA	2.9016555895695862E-8
protocol/tcp	1.074687255396143E-9

Table 2.99: Top events found for the pattern: 99 (Section 2.99)

## :: 2.99 Pattern: 99

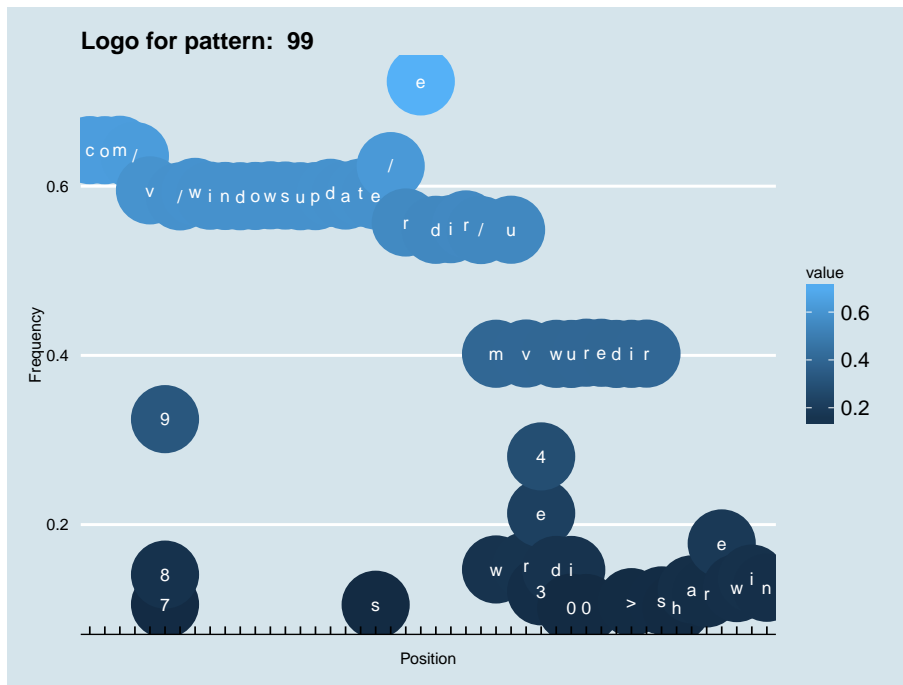
Information for pattern:

```
[c][o][m][/][v][789]?+[/][w][i][n][d][o][w][s][u][p][d][a][t][e][/][r][e][d][i][r][/][mw]?+[u][rv]?+[34e]?+[dw]?+[0iu]?+[0r]?+[e]?+[d]?+[>i]?+[r]?+.{0,18}+
```

- Records that match the regex: [ 5143 ]
- Corresponding ratio: [ 5.527116554502364E-6 ]

Top events found for the pattern are shown in table 2.99. Visualization of the pattern is shown in figure 2.99

Figure 2.99: Regex visualization for pattern: 99



Event List	
Event	Frequency
type/A	4.094558443059305E-6
type/SOA	8.672726151046875E-7
root/c-root	8.060154415471073E-7
root/l-root	8.03866067036315E-7
root/f-root	7.082189013060583E-7
root/k-root	6.297667316621399E-7
root/a-root	5.48090500252033E-7
root/h-root	4.900573884606413E-7
type/AAAA	4.4706989824479553E-7
root/j-root	3.707671031116694E-7
root/i-root	3.3530242368359666E-7
root/d-root	2.847921226799779E-7
root/m-root	2.385805706979438E-7
root/e-root	1.6657652458640217E-7
root/g-root	6.663060983456087E-8
type/MX	5.695842453599558E-8
root/b-root	3.4389992172676576E-8
type/ANY	1.0746872553961431E-8
type/NS	5.3734362769807155E-9
type/CNAME	1.074687255396143E-9

Table 2.100: Top events found for the pattern: 100 (Section 2.100)

∴ 2.100 Pattern: 100

Information for pattern:

`.{0,4}+[d][r][o]{2}+`

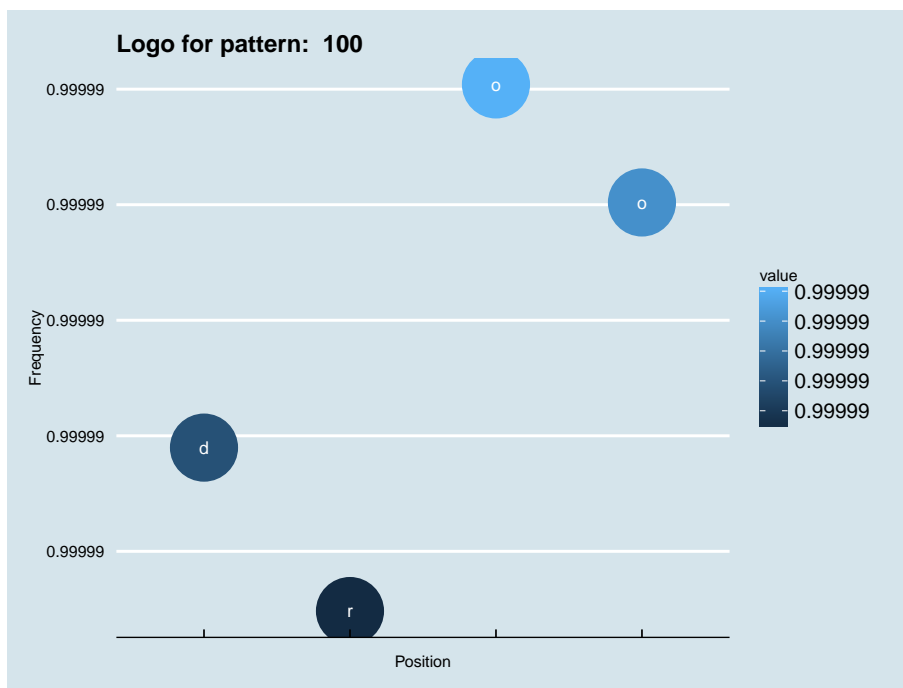
- Records that match the regex: 「 5102 」
- Corresponding ratio: 「 5.483054377031122E-6 」

Top events found for the pattern are shown in table 2.100. Visualization of the pattern is shown in figure 2.100





Figure 2.100: Regex visualization for pattern: 100



Event List	
Event	Frequency
protocol/udp	5.2982081691029855E-6
type/SOA	3.7044469693505053E-6
type/SRV	1.0983303750148581E-6
root/c-root	1.0349238269464857E-6
root/i-root	8.447041827413684E-7
root/f-root	8.006420052701266E-7
root/h-root	6.963973414967008E-7
root/k-root	6.792023454103624E-7
root/a-root	5.427170639750522E-7
type/A	4.95430824737622E-7
root/e-root	3.5464679428072724E-7
root/l-root	1.848462079281366E-7
root/d-root	7.307873336693773E-8
root/j-root	3.6539366683468865E-8
root/g-root	2.9016555895695862E-8
root/m-root	1.9344370597130577E-8
root/b-root	2.149374510792286E-9

Table 2.101: Top events found for the pattern: 101 (Section 2.101)

### ∴ 2.101 Pattern: 101

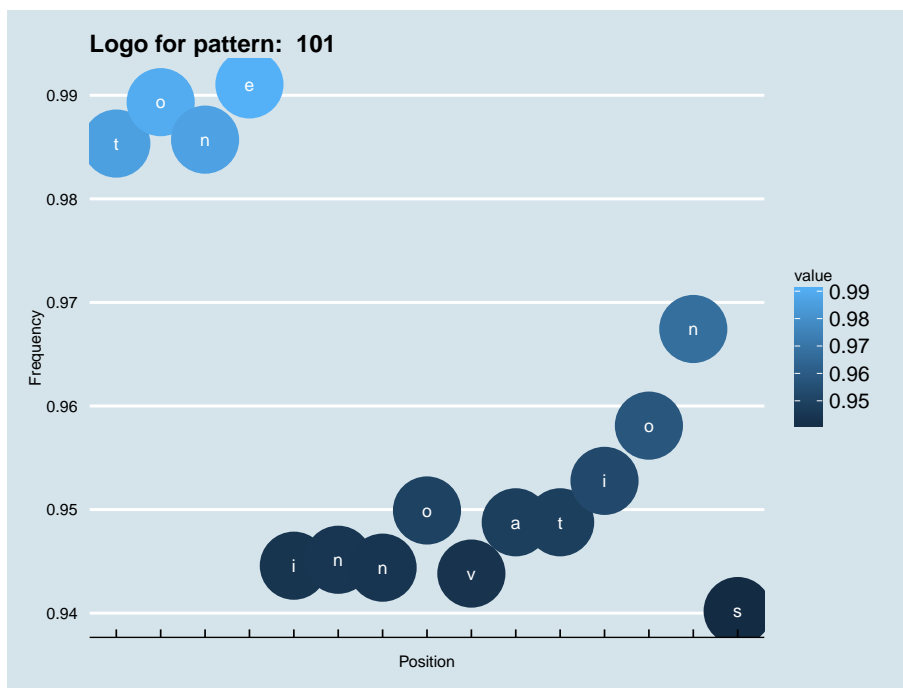
Information for pattern:

`[t][o][n][e][i][n]{2}+[o][v][a][t][i][o][n][s].{0,16}+`

- Records that match the regex: 「 4930 」
- Corresponding ratio: 「 5.2982081691029855E-6 」

Top events found for the pattern are shown in table 2.101. Visualization of the pattern is shown in figure 2.101

Figure 2.101: Regex visualization for pattern: 101



Event List	
Event	Frequency
protocol/udp	5.047806038595684E-6
type/A	4.937113251289881E-6
root/c-root	6.706048473671933E-7
root/a-root	5.792564306585211E-7
root/f-root	5.394930022088638E-7
root/l-root	5.287461296549024E-7
root/k-root	4.857586394390566E-7
root/h-root	4.782358286512837E-7
root/j-root	4.674889560973222E-7
root/i-root	3.836633501764231E-7
root/m-root	3.7721522664404625E-7
root/e-root	3.438999217267658E-7
type/AAAA	1.7087527360798676E-7
root/d-root	1.7087527360798676E-7
root/g-root	8.49002931762953E-8
protocol/tcp	6.23318608129763E-8
type/NS	2.149374510792286E-9

Table 2.102: Top events found for the pattern: 102 (Section 2.102)

### ∴ 2.102 Pattern: 102

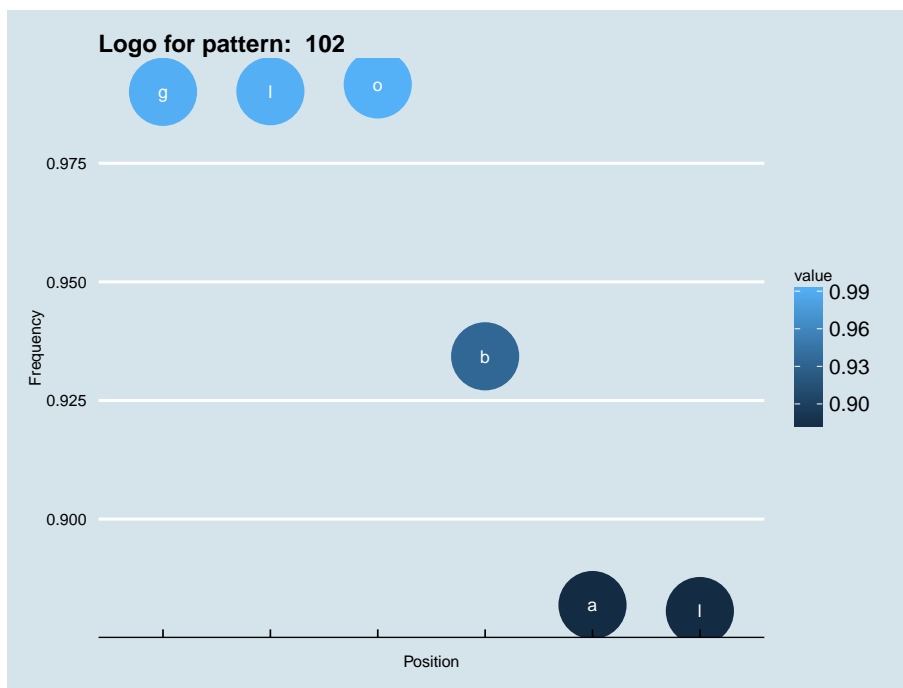
Information for pattern:

`.{0,21}+[g][l][o][b][a][l].{0,16}+`

- Records that match the regex: 「 4755 」
- Corresponding ratio: 「 5.11013789940866E-6 」

Top events found for the pattern are shown in table 2.102. Visualization of the pattern is shown in figure 2.102

Figure 2.102: Regex visualization for pattern: 102



Event List	
Event	Frequency
protocol/udp	5.044581976829496E-6
type/A	4.9338891895236925E-6
root/c-root	6.706048473671933E-7
root/a-root	5.792564306585211E-7
root/f-root	5.362689404426753E-7
root/l-root	5.287461296549024E-7
root/k-root	4.857586394390566E-7
root/h-root	4.782358286512837E-7
root/j-root	4.674889560973222E-7
root/i-root	3.836633501764231E-7
root/m-root	3.7721522664404625E-7
root/e-root	3.438999217267658E-7
type/AAAA	1.7087527360798676E-7
root/d-root	1.7087527360798676E-7
root/g-root	8.49002931762953E-8
protocol/tcp	6.23318608129763E-8
type/NS	2.149374510792286E-9

Table 2.103: Top events found for the pattern: 103 (Section 2.103)

### ∴ 2.103 Pattern: 103

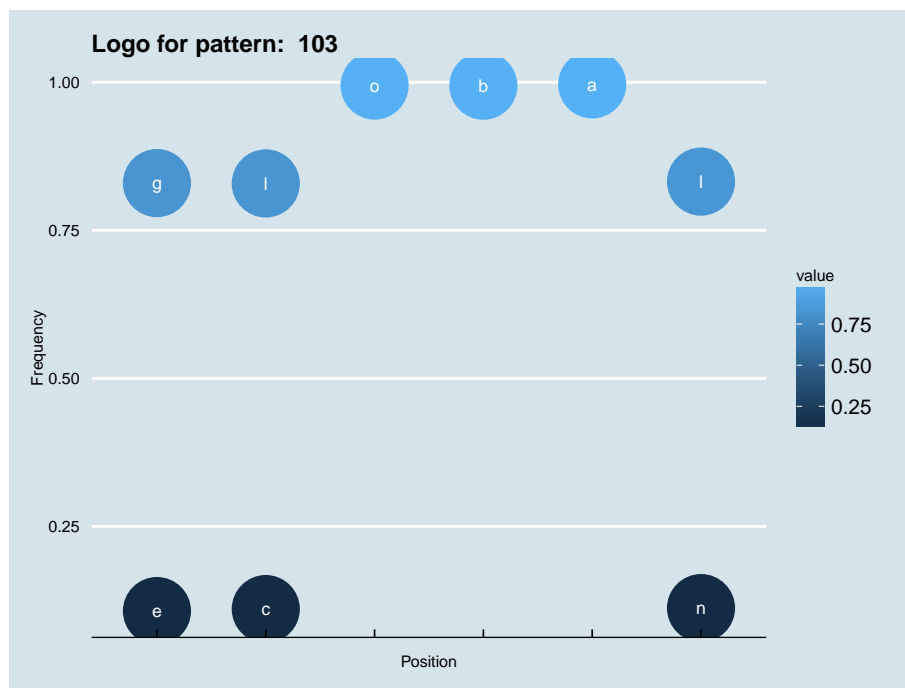
Information for pattern:

`.{0,22}+[g][l][o][b][a][l].{0,10}+`

- ▶ Records that match the regex: [ 4752 ]
- ▶ Corresponding ratio: [ 5.106913837642472E-6 ]

Top events found for the pattern are shown in table 2.103. Visualization of the pattern is shown in figure 2.103

Figure 2.103: Regex visualization for pattern: 103



∴ 2.104 Pattern: 104

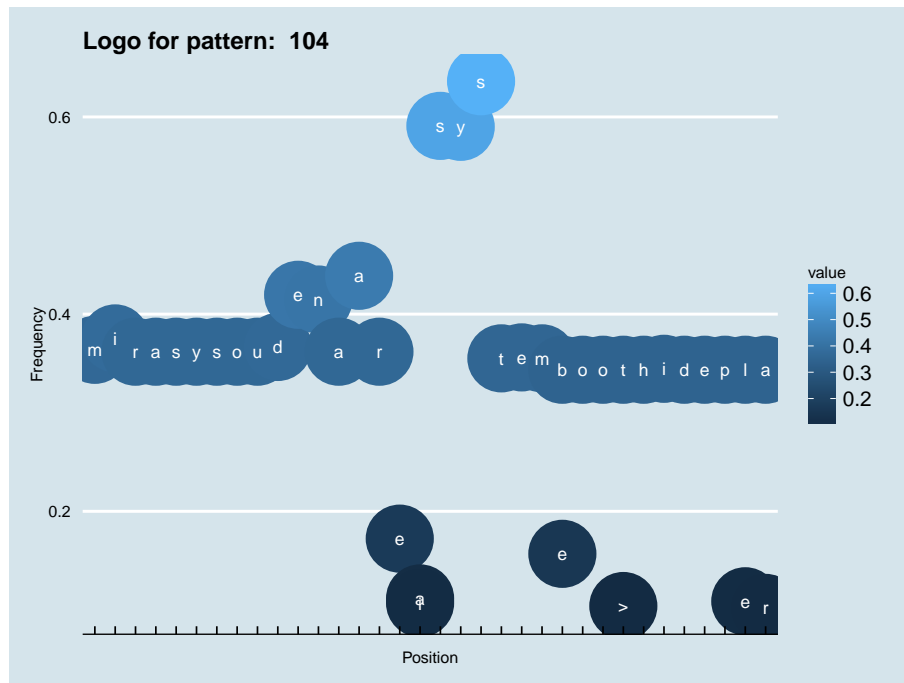
Information for pattern:

```
.{0,13}+[a]{0,2}+[r]?+.{0,3}+[s][y][s][t]?+[e]?+[m]
]?+[be]?+[o]{0,2}+.{0,8}+
```

- Records that match the regex: [ 4539 ]
- Corresponding ratio: [ 4.878005452243094E-6 ]

Top events found for the pattern are shown in table 2.104. Visualization of the pattern is shown in figure 2.104

Figure 2.104: Regex visualization for pattern: 104





Event List	
Event	Frequency
type/SRV	7.866710709499767E-7
root/f-root	4.782358286512837E-7
root/c-root	4.073064697951382E-7
type/AAAA	3.9226084821959223E-7
root/m-root	3.267049256404275E-7
root/j-root	2.944643079785432E-7
root/l-root	2.708211883598281E-7
root/a-root	2.5899962855047046E-7
root/h-root	2.0526526578066332E-7
type/MX	2.020412040144749E-7
root/e-root	1.719499608633829E-7
root/d-root	1.0102060200723745E-7
protocol/tcp	4.2987490215845724E-8
root/g-root	2.3643119618715147E-8
root/b-root	1.397093432014986E-8
type/ANY	1.2896247064753716E-8
type/NS	9.672185298565288E-9
type/SPF	5.3734362769807155E-9
type/TXT	1.074687255396143E-9
type/CNAME	1.074687255396143E-9

Table 2.104: Top events found for the pattern: 104 (Section 2.104)



Event List	
Event	Frequency
protocol/udp	4.0795128214837595E-6
type/A	3.911861609641961E-6
root/k-root	7.705507621190346E-7
root/c-root	7.028454650290776E-7
root/f-root	4.932814502268297E-7
root/j-root	3.761405393886501E-7
root/l-root	3.471239834929542E-7
root/m-root	3.267049256404275E-7
root/a-root	2.7297056287062034E-7
root/i-root	2.708211883598281E-7
root/h-root	2.547008795288859E-7
root/e-root	1.3326121966912174E-7
root/d-root	1.2573840888134875E-7
type/SOA	8.70496676870876E-8
type/AAAA	6.98546716007493E-8
type/NS	3.0091243151092006E-8
root/g-root	2.1493745107922862E-8
protocol/tcp	1.9344370597130577E-8
root/b-root	3.224061766188429E-9

Table 2.105: Top events found for the pattern: 105 (Section 2.105)

### :: 2.105 Pattern: 105

Information for pattern:

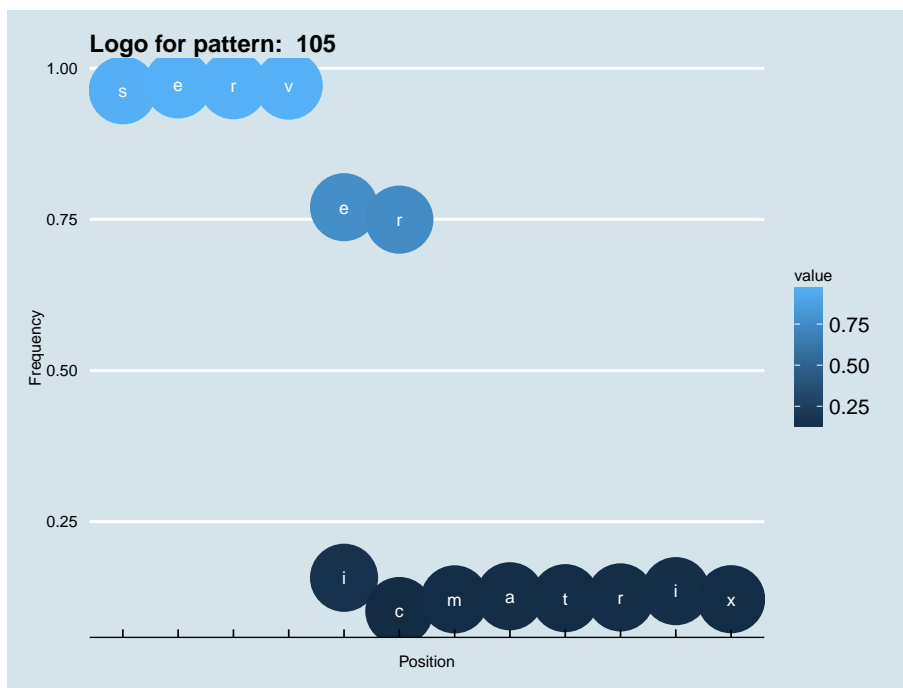
`.{0,21}+[s][e][r][v][e][r].{0,28}+`

- Records that match the regex: [ 3814 ]
- Corresponding ratio: [ 4.0988571920808895E-6 ]

Top events found for the pattern are shown in table 2.105. Visualization of the pattern is shown in figure 2.105



Figure 2.105: Regex visualization for pattern: 105



Event List	
Event	Frequency
root/c-root	5.437917512304484E-7
root/f-root	5.126258208239602E-7
root/h-root	4.0300772077355363E-7
root/m-root	3.5464679428072724E-7
root/l-root	3.245555511296352E-7
root/i-root	3.1058461680948533E-7
root/a-root	2.7726931189220493E-7
root/j-root	2.525515050180936E-7
root/e-root	2.2998307265477463E-7
root/d-root	2.0741464029145562E-7
type/MX	1.5045621575546002E-7
type/AAAA	1.0531935102882202E-7
root/g-root	5.8033111791391723E-8
protocol/tcp	4.943561374822258E-8
type/NS	2.471780687411129E-8
root/b-root	2.2568432363319006E-8
type/ANY	1.0746872553961431E-8
type/TXT	8.597498043169144E-9
type/SOA	8.597498043169144E-9
type/CNAME	4.298749021584572E-9

Table 2.106: Top events found for the pattern: 106 (Section 2.106)

### :: 2.106 Pattern: 106

Information for pattern:

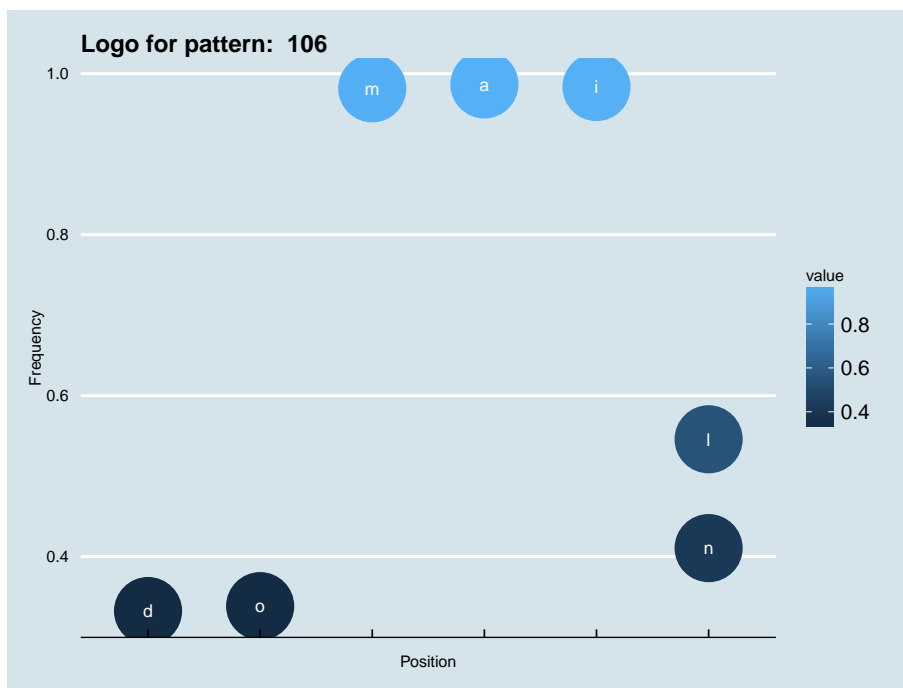
`.{0,16}+[o]?+[m][a][i][l].{0,32}+`

- Records that match the regex: 「 3804 」
- Corresponding ratio: 「 4.088110319526928E-6 」

Top events found for the pattern are shown in table 2.106. Visualization of the pattern is shown in figure 2.106



Figure 2.106: Regex visualization for pattern: 106



⚡ 2.107 Pattern: 107

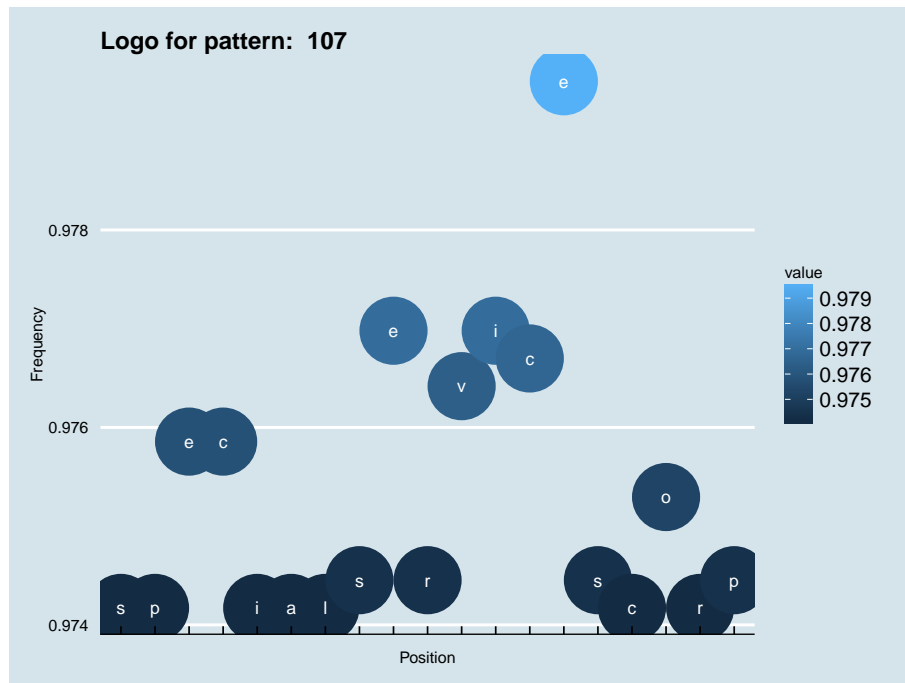
Information for pattern:

```
[s][p][e][c][i][a][l][s][e][r][v][i][c][e][s][c][o]
][r][p].{0,16}+
```

- Records that match the regex: [ 3470 ]
- Corresponding ratio: [ 3.7291647762246166E-6 ]

Top events found for the pattern are shown in table 2.107. Visualization of the pattern is shown in figure 2.107

Figure 2.107: Regex visualization for pattern: 107



Event List	
Event	Frequency
type/SOA	8.33957310187407E-7
root/c-root	6.469617277484781E-7
root/k-root	4.846839521836606E-7
type/TXT	4.7286239237430297E-7
root/h-root	3.987089717519691E-7
root/a-root	3.213314893634468E-7
root/d-root	2.923149334677509E-7
root/i-root	2.8264274816918563E-7
root/e-root	2.8156806091378947E-7
root/l-root	2.493274432519052E-7
root/f-root	2.4825275599650907E-7
root/m-root	2.170868255900209E-7
root/j-root	1.9344370597130574E-7
type/SPF	1.2036497260436802E-7
root/g-root	8.275091866550302E-8
type/AAAA	7.952685689931459E-8
type/MX	3.3315304917280435E-8
root/b-root	3.0091243151092006E-8
type/ANY	1.074687255396143E-9
type/CNAME	1.074687255396143E-9

Table 2.107: Top events found for the pattern: 107 (Section 2.107)

Event List	
Event	Frequency
protocol/udp	3.628144174217379E-6
type/A	1.8129973998532934E-6
type/AAAA	1.7979517782777474E-6
root/l-root	1.148840676018477E-6
root/a-root	6.856504689427393E-7
root/e-root	4.836092649282644E-7
root/b-root	2.439540069749245E-7
root/c-root	2.418046324641322E-7
root/h-root	2.321324471655669E-7
root/f-root	2.321324471655669E-7
root/d-root	2.2998307265477463E-7
root/g-root	8.49002931762953E-8
root/k-root	3.4389992172676576E-8
type/MX	1.6120308830942147E-8
root/m-root	8.597498043169144E-9
root/i-root	1.074687255396143E-9
type/TXT	1.074687255396143E-9
root/j-root	1.074687255396143E-9

Table 2.108: Top events found for the pattern: 108 (Section 2.108)

### :: 2.108 Pattern: 108

Information for pattern:

```
[s][y][s][t][e][m][>cs][ior][en][fot][enr][ior][elr]?+[-n]?+[cst]?+[ei]?+[os]?+.{0,23}+
```

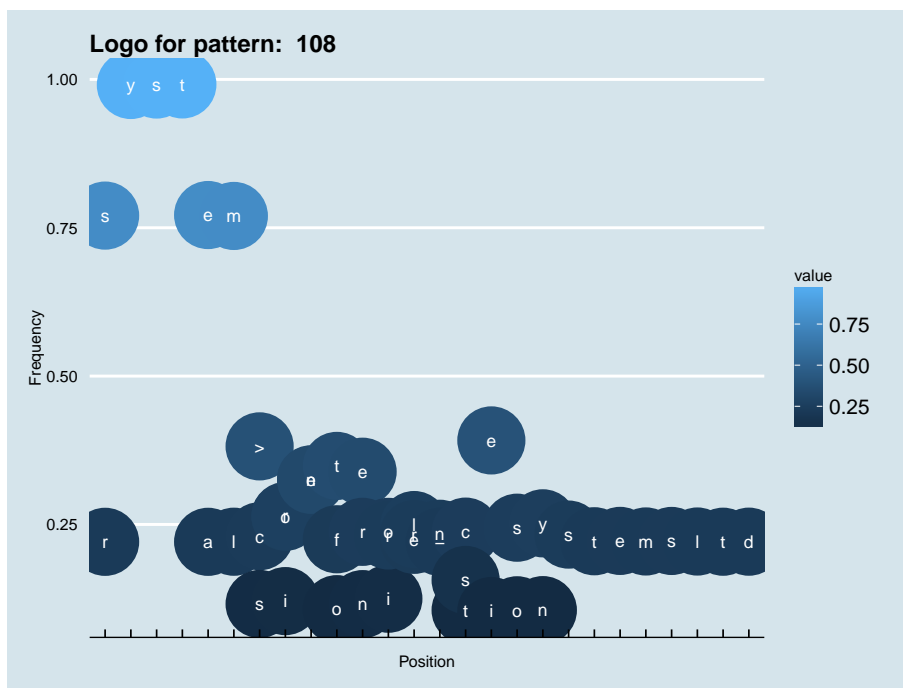
- Records that match the regex: [ 3376 ]
- Corresponding ratio: [ 3.628144174217379E-6 ]

Top events found for the pattern are shown in table 2.108. Visualization of the pattern is shown in figure 2.108





Figure 2.108: Regex visualization for pattern: 108



Event List	
Event	Frequency
root/k-root	8.081648160578996E-7
type/PTR	4.588914580541531E-7
root/c-root	4.3739771294623024E-7
root/m-root	4.2880021490306106E-7
root/a-root	4.1805334234909967E-7
root/j-root	3.4604929623755806E-7
root/i-root	2.923149334677509E-7
root/f-root	2.794186864029972E-7
root/h-root	2.2998307265477463E-7
root/l-root	1.8592089518353275E-7
root/e-root	1.1606622358278345E-7
type/AAAA	1.1176747456119888E-7
type/TXT	2.471780687411129E-8
type/SOA	2.3643119618715147E-8
root/d-root	1.7194996086338288E-8
root/g-root	7.522810787773001E-9
type/SRV	5.3734362769807155E-9
type/ANY	2.149374510792286E-9
root/b-root	2.149374510792286E-9
type/MX	1.074687255396143E-9

Table 2.109: Top events found for the pattern: 109 (Section 2.109)

### :: 2.109 Pattern: 109

Information for pattern:

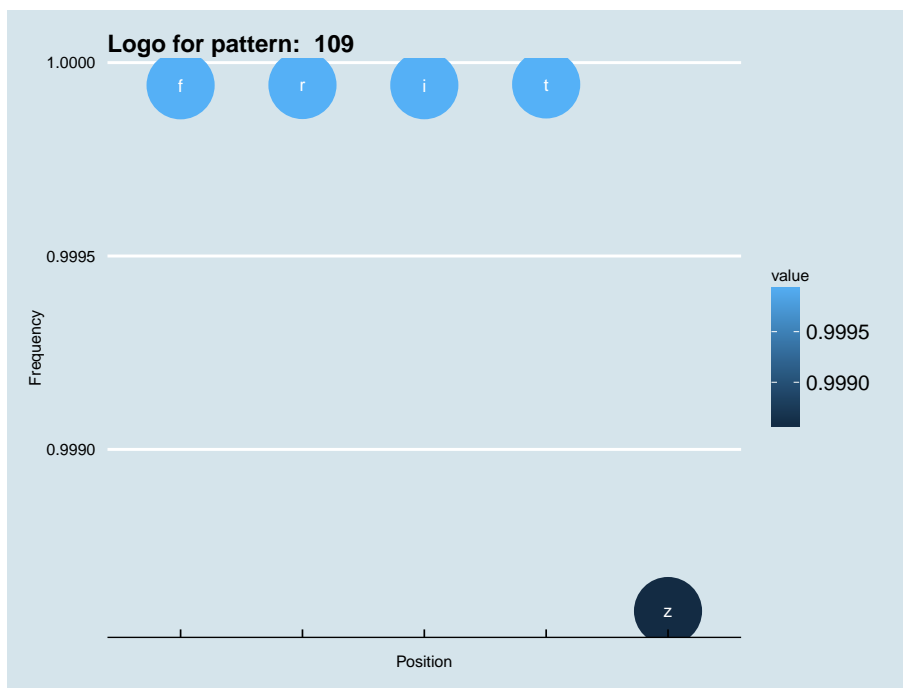
`.{0,7}+[f][r][i][t][z]`

- Records that match the regex: 「 3321 」
- Corresponding ratio: 「 3.569036375170591E-6 」

Top events found for the pattern are shown in table 2.109. Visualization of the pattern is shown in figure 2.109



Figure 2.109: Regex visualization for pattern: 109



⌘ 2.110 Pattern: 110

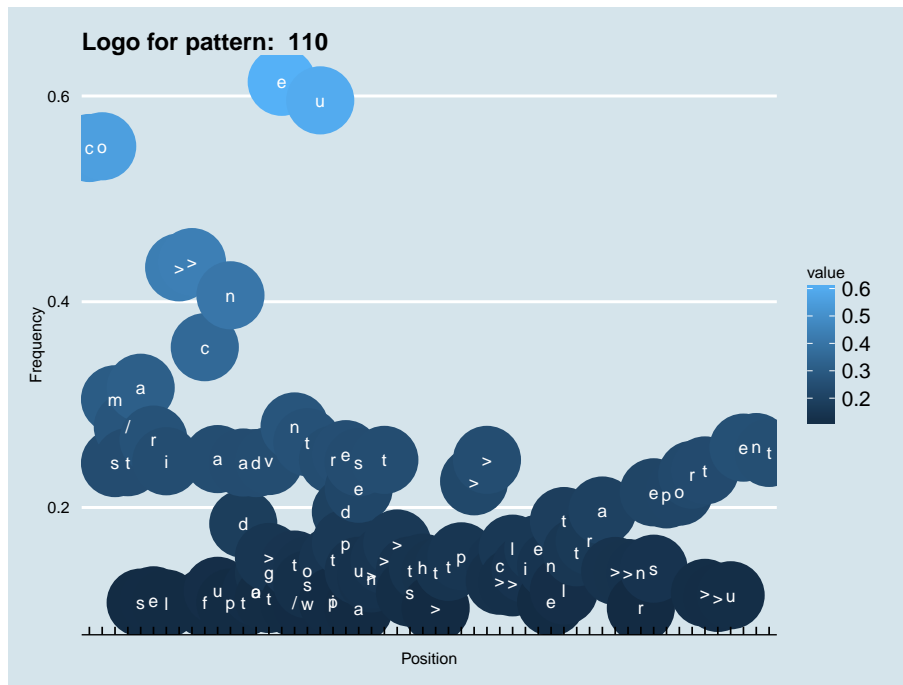
Information for pattern:

```
[c][o][ms]?+[/t]?+[as]?+[er]?+[il]?+[>]{0,2}+[cf]?
+[au]?+[np]?+[adt]?+[ado]?+[>gtv]?+[e][/nt]?+[ostw]
]?+[u][iprt]?+[dep]?+[aesu]?+[>n]?+[>t]?+.{0,33}+
```

- Records that match the regex: [ 3255 ]
- Corresponding ratio: [ 3.498107016314446E-6 ]

Top events found for the pattern are shown in table 2.110. Visualization of the pattern is shown in figure 2.110

Figure 2.110: Regex visualization for pattern: 110



Event List	
Event	Frequency
type/A	1.7839808439575975E-6
root/f-root	1.7700099096374476E-6
type/SRV	9.371272867054368E-7
type/SOA	7.232645228816043E-7
root/a-root	3.159580530864661E-7
root/k-root	2.8156806091378947E-7
root/c-root	2.1601213833462475E-7
root/i-root	1.7839808439575975E-7
root/j-root	1.719499608633829E-7
root/e-root	1.5690433928783688E-7
root/m-root	1.5582965203244075E-7
root/l-root	1.192902853489719E-7
root/h-root	5.910779904678787E-8
root/d-root	5.0510301003618724E-8
type/AAAA	3.3315304917280435E-8
type/MX	1.8269683341734432E-8
root/g-root	1.1821559809357574E-8
root/b-root	1.0746872553961431E-8
protocol/tcp	4.298749021584572E-9
type/ANY	2.149374510792286E-9

Table 2.110: Top events found for the pattern: 110 (Section 2.110)

Event List	
Event	Frequency
root/f-root	5.233726933779216E-7
type/AAAA	4.535180217771724E-7
root/i-root	4.438458364786071E-7
root/c-root	3.9763428449657293E-7
root/k-root	3.9548490998578066E-7
root/j-root	2.7297056287062034E-7
root/a-root	2.611490030612628E-7
root/h-root	2.418046324641322E-7
root/l-root	2.3750588344254762E-7
root/m-root	1.9666776773749417E-7
root/e-root	1.8269683341734432E-7
root/d-root	1.4508277947847933E-7
root/b-root	7.845216964391844E-8
root/g-root	7.630279513312616E-8
protocol/tcp	5.8033111791391723E-8
type/AFSDB	3.2240617661884294E-8
type/MX	2.2568432363319006E-8
type/CNAME	4.298749021584572E-9
type/TXT	2.149374510792286E-9
type/SOA	2.149374510792286E-9

Table 2.111: Top events found for the pattern: 111 (Section 2.111)

### :: 2.111 Pattern: 111

Information for pattern:

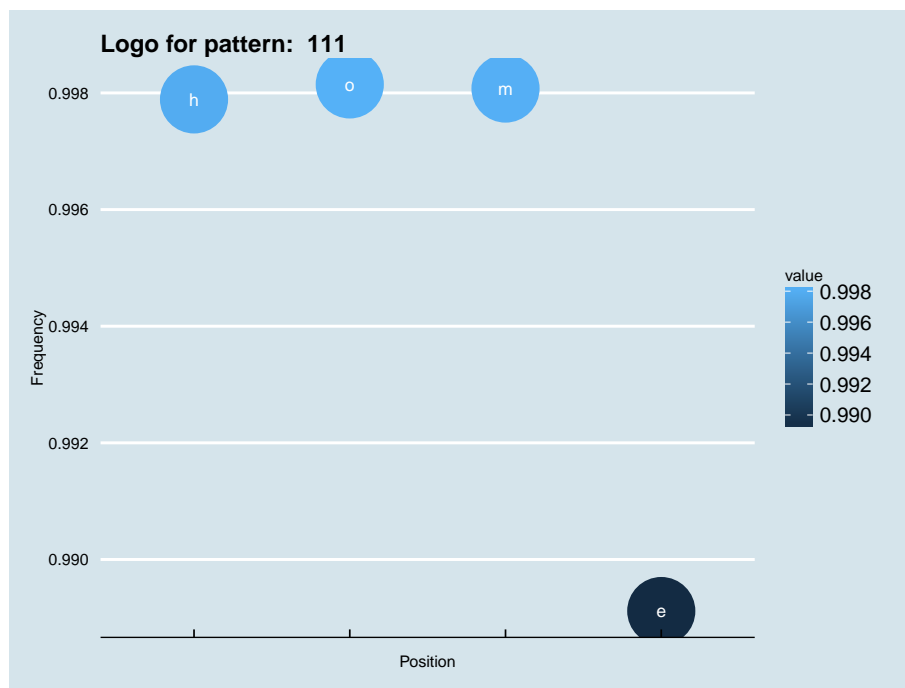
`.{0,16}+[h][o][m][e].{0,21}+`

- Records that match the regex: [ 3213 ]
- Corresponding ratio: [ 3.452970151587808E-6 ]

Top events found for the pattern are shown in table 2.111. Visualization of the pattern is shown in figure 2.111



Figure 2.111: Regex visualization for pattern: 111



⌘ 2.112 Pattern: 112

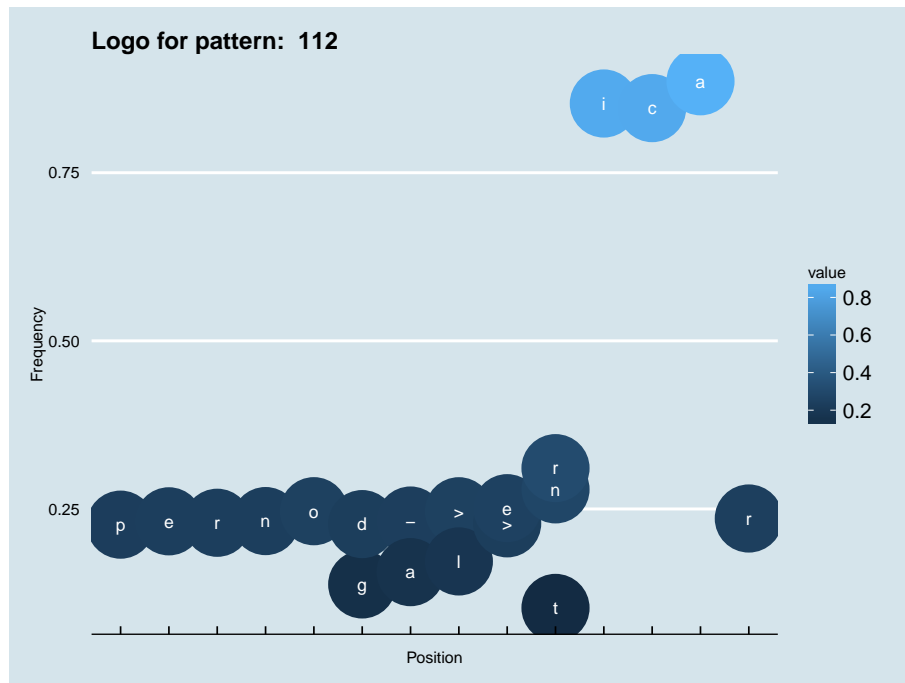
Information for pattern:

```
.{0,20}+[o]?+[dg]?+[-a]?+[>l]?+[>e]?+[nrt][i][c][a][r]?+.{0,27}+
```

- Records that match the regex: [ 3064 ]
- Corresponding ratio: [ 3.2928417505337825E-6 ]

Top events found for the pattern are shown in table 2.112. Visualization of the pattern is shown in figure 2.112

Figure 2.112: Regex visualization for pattern: 112





Event List	
Event	Frequency
protocol/udp	3.267049256404275E-6
type/A	2.905954338591171E-6
root/l-root	4.588914580541531E-7
root/f-root	4.4599521098939937E-7
root/c-root	3.438999217267658E-7
root/j-root	3.267049256404275E-7
root/a-root	3.256302383850314E-7
root/i-root	2.9983774425552394E-7
root/k-root	2.837174354245818E-7
root/m-root	2.6759712659363964E-7
type/AAAA	2.4610338148571675E-7
root/h-root	2.3750588344254762E-7
root/e-root	1.4615746673387546E-7
root/d-root	1.246637216259526E-7
type/MX	1.1821559809357574E-7
root/g-root	2.6867181384903577E-8
protocol/tcp	2.5792494129507432E-8
type/NS	2.1493745107922862E-8
root/b-root	5.3734362769807155E-9
type/ANY	1.074687255396143E-9

Table 2.112: Top events found for the pattern: 112 (Section 2.112)



Event List	
Event	Frequency
protocol/udp	3.2025680210805062E-6
type/SRV	2.0762957774253484E-6
type/A	9.403513484716252E-7
root/c-root	4.7286239237430297E-7
root/l-root	4.309495894138534E-7
root/i-root	4.298749021584572E-7
root/h-root	3.847380374318192E-7
root/k-root	3.6861772860087706E-7
root/a-root	3.148833658310699E-7
root/e-root	1.9559308048209804E-7
root/j-root	1.8807026969432504E-7
root/d-root	1.8054745890655205E-7
type/SOA	1.7732339714036362E-7
root/m-root	1.622777755648176E-7
root/f-root	6.125717355758016E-8
root/g-root	7.522810787773001E-9
root/b-root	5.3734362769807155E-9
type/AAAA	4.298749021584572E-9
type/TXT	2.149374510792286E-9
type/MX	2.149374510792286E-9

Table 2.113: Top events found for the pattern: 113 (Section 2.113)

**:: 2.113 Pattern: 113**

Information for pattern:

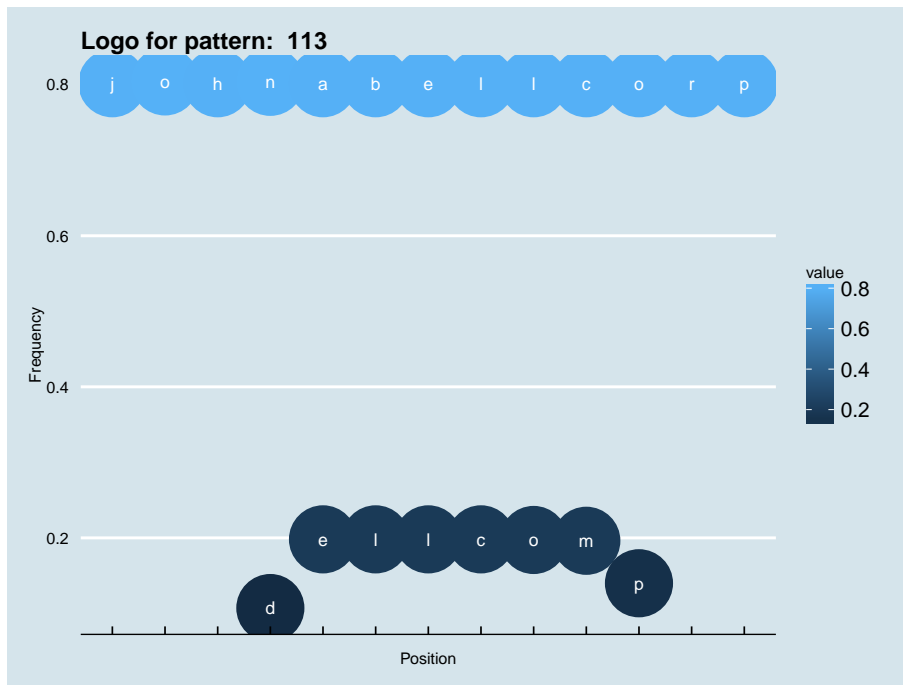
`[j][o][h][n][a][b][e][l]{2}+[c][o][r][p].?+`

- Records that match the regex: 「 2980 」
- Corresponding ratio: 「 3.2025680210805062E-6 」

Top events found for the pattern are shown in table 2.113. Visualization of the pattern is shown in figure 2.113



Figure 2.113: Regex visualization for pattern: 113





Event List	
Event	Frequency
protocol/udp	3.2025680210805062E-6
type/SRV	2.0762957774253484E-6
type/A	9.403513484716252E-7
root/c-root	4.7286239237430297E-7
root/l-root	4.309495894138534E-7
root/i-root	4.298749021584572E-7
root/h-root	3.847380374318192E-7
root/k-root	3.6861772860087706E-7
root/a-root	3.148833658310699E-7
root/e-root	1.9559308048209804E-7
root/j-root	1.8807026969432504E-7
root/d-root	1.8054745890655205E-7
type/SOA	1.7732339714036362E-7
root/m-root	1.622777755648176E-7
root/f-root	6.125717355758016E-8
root/g-root	7.522810787773001E-9
root/b-root	5.3734362769807155E-9
type/AAAA	4.298749021584572E-9
type/TXT	2.149374510792286E-9
type/MX	2.149374510792286E-9

Table 2.114: Top events found for the pattern: 114 (Section 2.114)

## :: 2.114 Pattern: 114

Information for pattern:

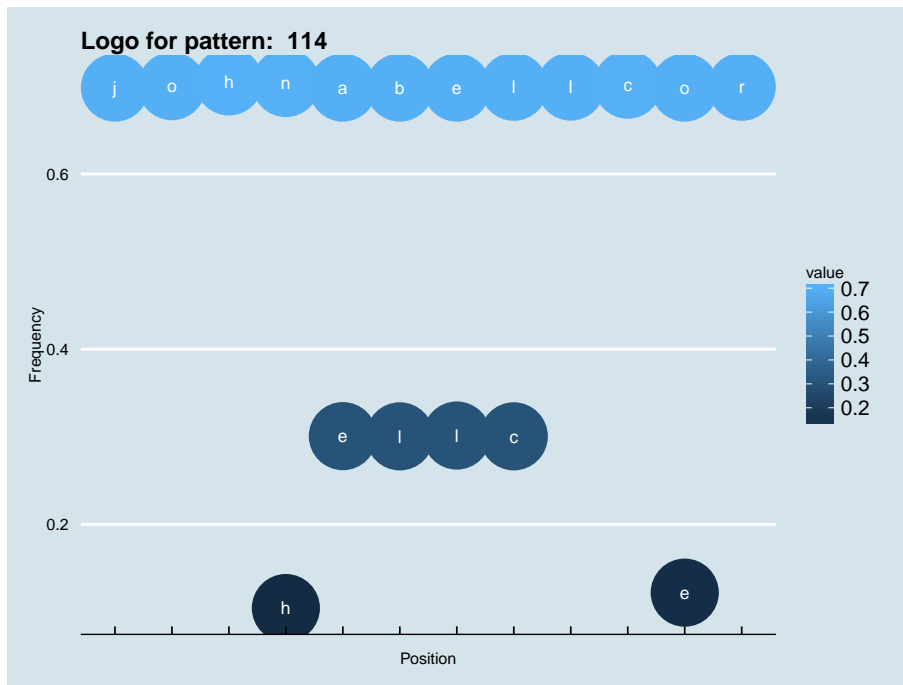
`[j][o][h][n][a][b][e][l]{2}+[c][o][r]`

- Records that match the regex: [ 2980 ]
- Corresponding ratio: [ 3.2025680210805062E-6 ]

Top events found for the pattern are shown in table 2.114. Visualization of the pattern is shown in figure 2.114



Figure 2.114: Regex visualization for pattern: 114



∴ 2.115 Pattern: 115

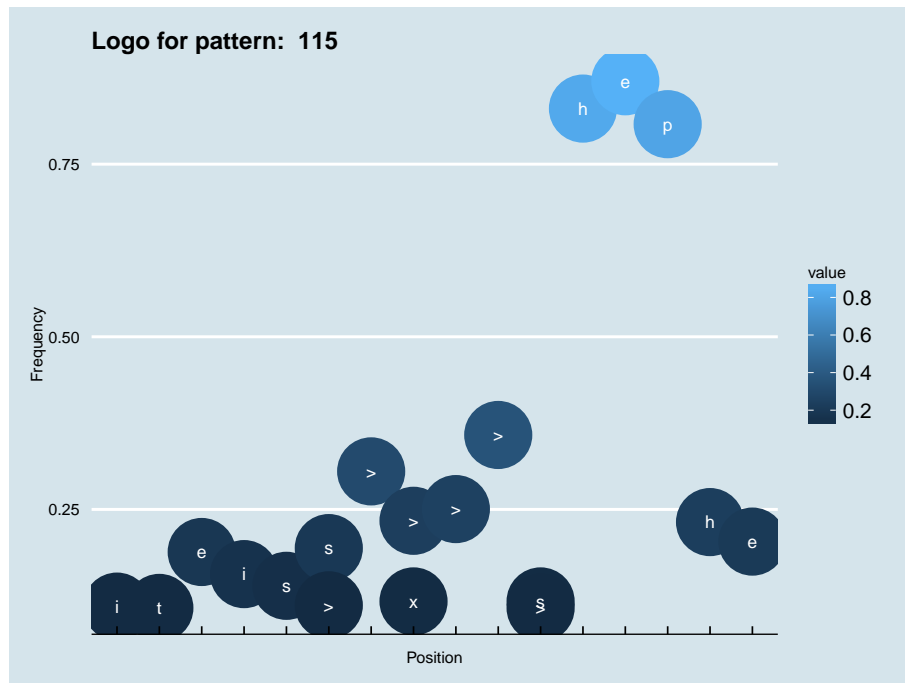
Information for pattern:

`.{0,8}+[i]?+[s]?+[>s]?+[>]?+[>x]?+[>]{0,2}+[>s]?+[h][e][p][h]?+.?+`

- Records that match the regex: [ 2657 ]
- Corresponding ratio: [ 2.8554440375875522E-6 ]

Top events found for the pattern are shown in table 2.115. Visualization of the pattern is shown in figure 2.115

Figure 2.115: Regex visualization for pattern: 115



Event List	
Event	Frequency
type/MX	9.865629004536593E-7
root/c-root	3.9118616096419607E-7
root/f-root	3.901114737087999E-7
root/l-root	3.6324429232389637E-7
root/k-root	2.890908717015625E-7
root/a-root	2.6867181384903575E-7
root/j-root	2.4825275599650907E-7
root/i-root	1.998918295036826E-7
root/m-root	1.945183932267019E-7
root/e-root	1.5582965203244075E-7
root/h-root	1.5260559026625232E-7
type/AAAA	1.4508277947847933E-7
root/d-root	1.3541059417991404E-7
type/ANY	4.513686472663801E-8
root/b-root	3.8688741194261153E-8
root/g-root	2.794186864029972E-8
type/NS	2.794186864029972E-8
type/SOA	2.1493745107922862E-8
protocol/tcp	1.1821559809357574E-8
type/CNAME	4.298749021584572E-9

Table 2.115: Top events found for the pattern: 115 (Section 2.115)



∴ 2.116 Pattern: 116

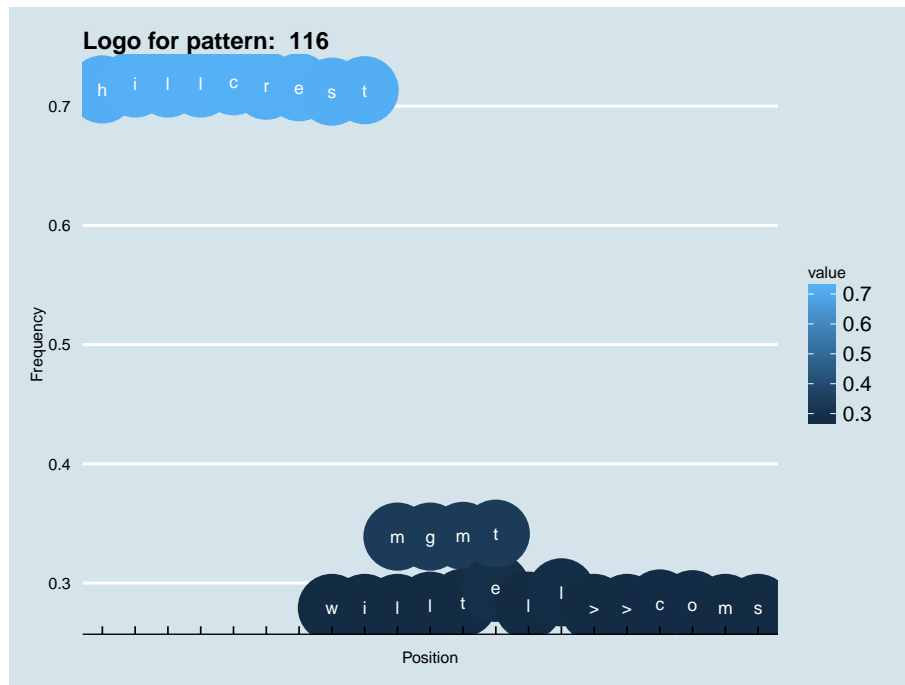
Information for pattern:

```
[h][i][l]{2}+[c][r][e][s][t][l]{1m}?+[g]{1m}?+[m]{1m}?+[et]
?+.{0,10}+
```

- Records that match the regex: [ 2604 ]
- Corresponding ratio: [ 2.7984856130515565E-6 ]

Top events found for the pattern are shown in table 2.116. Visualization of the pattern is shown in figure 2.116

Figure 2.116: Regex visualization for pattern: 116





Event List	
Event	Frequency
root/c-root	3.4282523447136963E-7
type/MX	3.0521118053250464E-7
root/f-root	2.267590108885862E-7
root/d-root	1.6765121184179833E-7
root/k-root	1.4400809222308316E-7
type/SOA	1.2251434711516032E-7
root/a-root	1.0961810005040659E-7
root/i-root	9.457247847486059E-8
root/m-root	8.167623141010687E-8
root/h-root	7.522810787773001E-8
type/TXT	5.695842453599558E-8
type/SPF	4.2987490215845724E-8
root/e-root	3.5464679428072724E-8
type/SRV	3.3315304917280435E-8
type/ANY	6.448123532376858E-9
protocol/tcp	3.224061766188429E-9
type/NS	2.149374510792286E-9
root/b-root	2.149374510792286E-9
root/g-root	1.074687255396143E-9
type/AAAA	1.074687255396143E-9

Table 2.116: Top events found for the pattern: 116 (Section 2.116)

Event List	
Event	Frequency
protocol/udp	2.598593783547874E-6
type/A	2.3847310197240414E-6
root/k-root	4.4814458550019164E-7
root/f-root	4.191280296044958E-7
root/m-root	2.471780687411129E-7
root/c-root	2.385805706979438E-7
root/a-root	2.3535650893175532E-7
root/j-root	2.2998307265477463E-7
root/i-root	2.2353494912239777E-7
root/l-root	1.8269683341734432E-7
root/h-root	1.622777755648176E-7
type/NS	1.6120308830942147E-7
root/e-root	1.2036497260436802E-7
root/d-root	1.074687255396143E-7
type/AAAA	5.695842453599558E-8
protocol/tcp	1.9344370597130577E-8
type/MX	1.2896247064753716E-8
root/g-root	3.224061766188429E-9
type/TXT	2.149374510792286E-9

Table 2.117: Top events found for the pattern: 117 (Section 2.117)

### :: 2.117 Pattern: 117

Information for pattern:

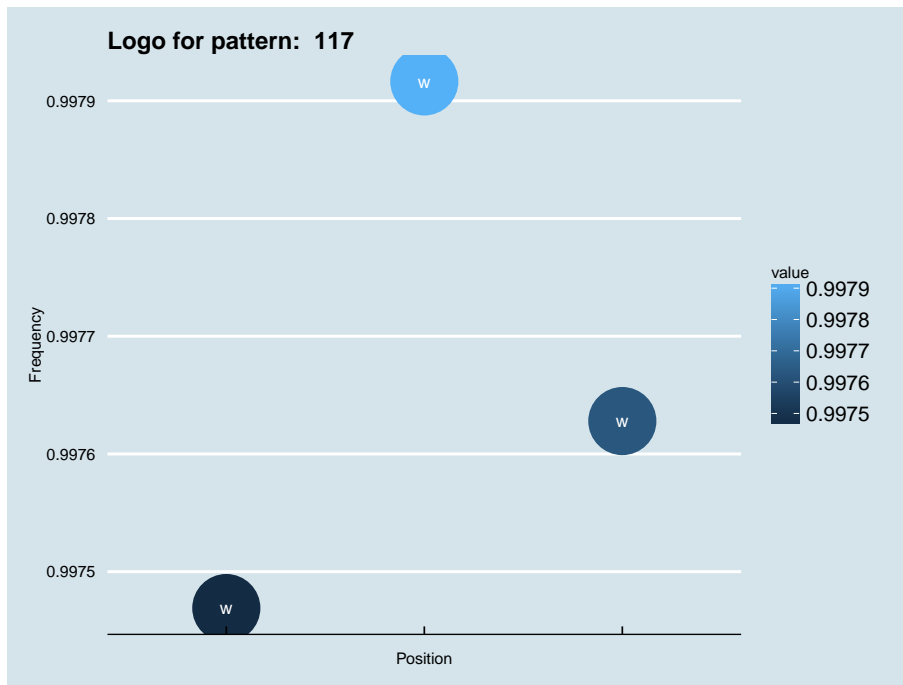
`.{0,33}+[w]{3}+`

- Records that match the regex: [ 2436 ]
- Corresponding ratio: [ 2.6179381541450045E-6 ]

Top events found for the pattern are shown in table 2.117. Visualization of the pattern is shown in figure 2.117



Figure 2.117: Regex visualization for pattern: 117



Event List	
Event	Frequency
protocol/udp	2.469631312900337E-6
type/A	2.139702325493721E-6
root/f-root	4.95430824737622E-7
root/k-root	2.654477520828473E-7
root/a-root	2.568502540396782E-7
root/c-root	2.568502540396782E-7
root/m-root	2.3105775991017076E-7
root/j-root	2.095640148022479E-7
root/l-root	1.9559308048209804E-7
root/h-root	1.8914495694972118E-7
type/AAAA	1.8162214616194818E-7
root/i-root	1.6657652458640217E-7
root/e-root	1.2036497260436802E-7
type/SOA	7.952685689931459E-8
root/d-root	6.770529708995702E-8
type/MX	5.910779904678787E-8
type/NS	9.672185298565288E-9
root/b-root	9.672185298565288E-9
root/g-root	5.3734362769807155E-9

Table 2.118: Top events found for the pattern: 118 (Section 2.118)

### :: 2.118 Pattern: 118

Information for pattern:

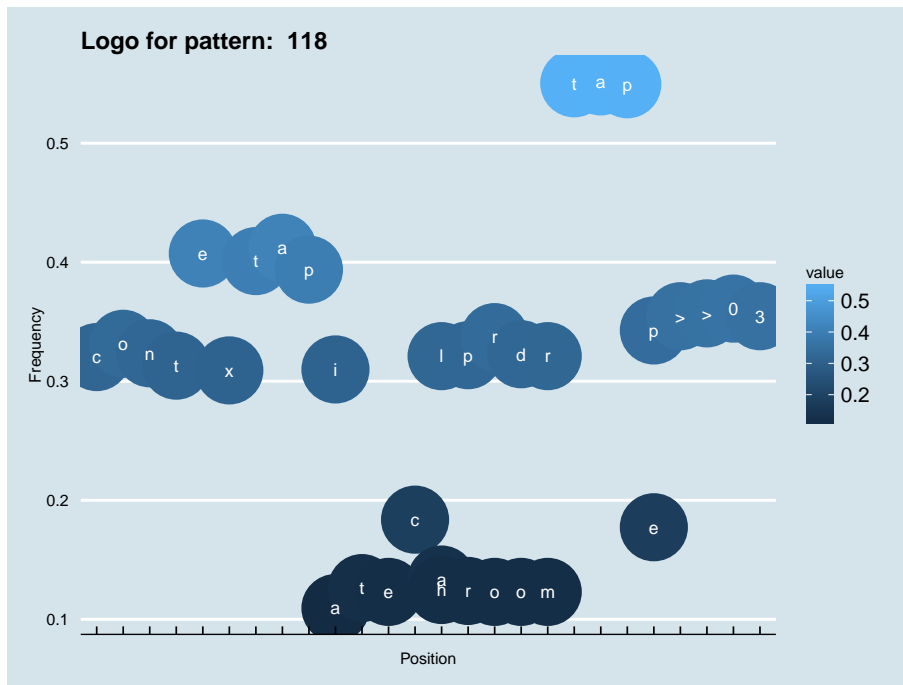
`.{0,13}+[ah1]?+[pr]?+[or]?+[do]?+[mr]?+[t][a][p][e  
p]?+.{0,4}+`

- Records that match the regex: 「 2298 」
- Corresponding ratio: 「 2.469631312900337E-6 」

Top events found for the pattern are shown in table 2.118. Visualization of the pattern is shown in figure 2.118



Figure 2.118: Regex visualization for pattern: 118



⌘ 2.119 Pattern: 119

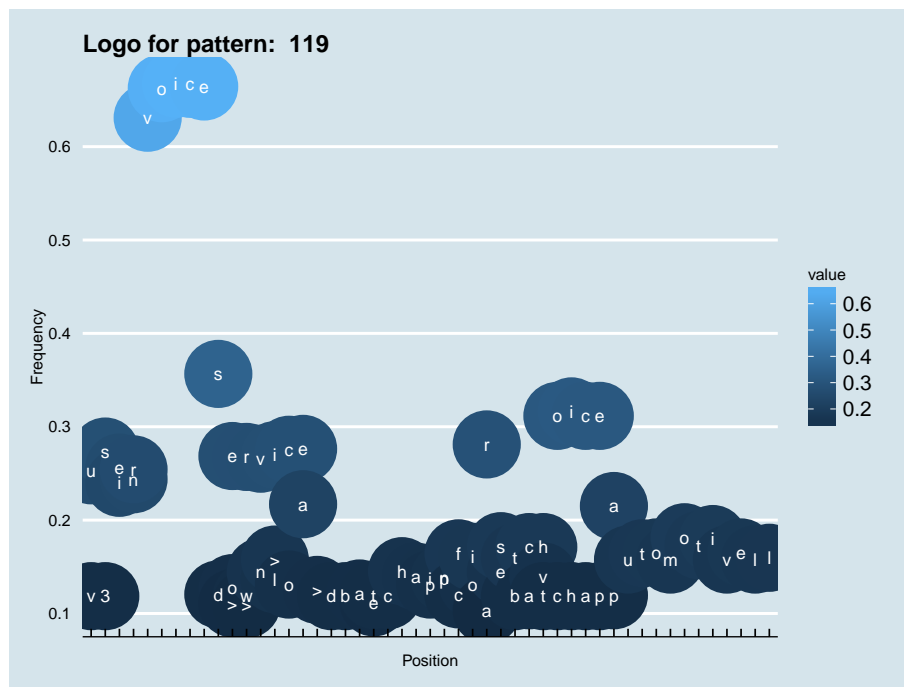
Information for pattern:

```
.{0,2}+[uv]?+[3s]?+[ei]?+[nr]?+[v][o][i][c][e][ds]
?+[>eo]?+[>rw]?+[nv]?+[>i1]?+[co]?+[ae]?+.{0,10}+[
cf]?+.{0,2}+[ar]?+.{0,2}+[ac]?+[htv]?+.{0,16}+
```

- Records that match the regex: [ 2262 ]
- Corresponding ratio: [ 2.4309425717060755E-6 ]

Top events found for the pattern are shown in table 2.119. Visualization of the pattern is shown in figure 2.119

Figure 2.119: Regex visualization for pattern: 119



Event List	
Event	Frequency
root/i-root	2.9016555895695865E-7
root/c-root	2.643730648274512E-7
root/l-root	2.1601213833462475E-7
root/k-root	2.0633995303605946E-7
root/h-root	1.472321539892716E-7
root/m-root	1.4293340496768703E-7
root/j-root	1.418587177122909E-7
root/e-root	1.2681309613674488E-7
type/AAAA	1.2251434711516032E-7
root/d-root	1.1821559809357574E-7
type/SRV	5.265967551441101E-8
type/MX	5.1584988259014865E-8
root/b-root	2.9016555895695862E-8
root/g-root	2.1493745107922862E-8
type/NS	8.597498043169144E-9
protocol/tcp	7.522810787773001E-9
type/ANY	3.224061766188429E-9
type/SOA	3.224061766188429E-9
type/CNAME	1.074687255396143E-9
type/NAPTR	1.074687255396143E-9

Table 2.119: Top events found for the pattern: 119 (Section 2.119)



Event List	
Event	Frequency
root/l-root	5.051030100361872E-7
type/AAAA	3.170327403418622E-7
root/c-root	3.041364932771085E-7
root/f-root	2.665224393382435E-7
root/k-root	2.342818216763592E-7
root/m-root	1.9666776773749417E-7
root/a-root	1.7624870988496746E-7
root/i-root	1.5797902654323304E-7
root/j-root	1.3433590692451788E-7
root/h-root	1.2681309613674488E-7
root/e-root	9.887122749644517E-8
type/MX	8.167623141010687E-8
root/d-root	7.737748238852231E-8
protocol/tcp	4.621155198203415E-8
root/b-root	2.1493745107922862E-8
root/g-root	2.0419057852526718E-8
type/NS	1.397093432014986E-8
type/SRV	4.298749021584572E-9
type/TXT	2.149374510792286E-9
type/ANY	1.074687255396143E-9

Table 2.120: Top events found for the pattern: 120 (Section 2.120)

### :: 2.120 Pattern: 120

Information for pattern:

`.{0,10}+[1][o][c][a][1].{0,23}+`

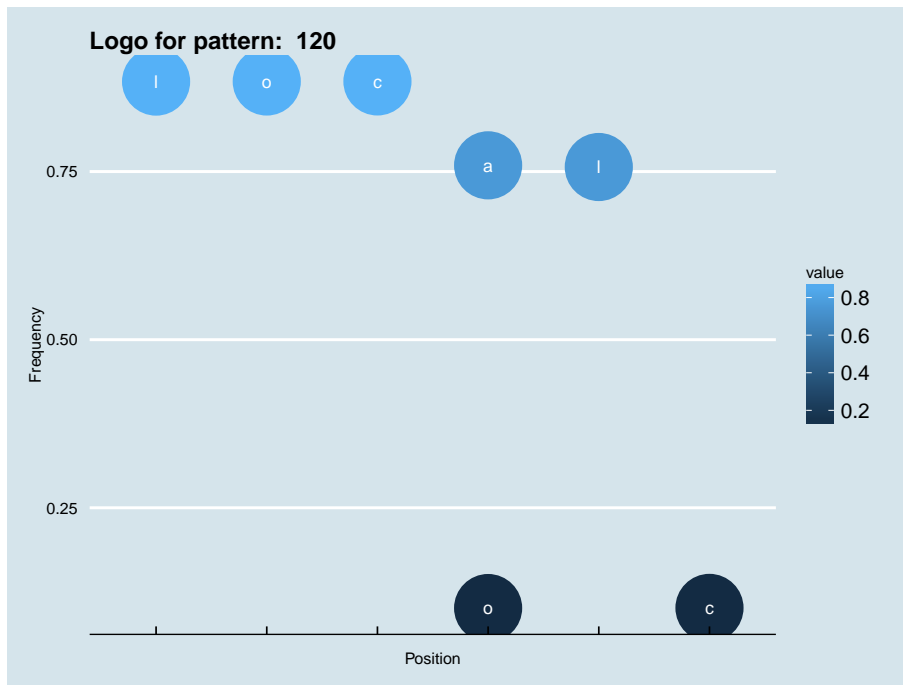
- Records that match the regex: 「 2159 」
- Corresponding ratio: 「 2.320249784400273E-6 」

Top events found for the pattern are shown in table 2.120. Visualization of the pattern is shown in figure 2.120





Figure 2.120: Regex visualization for pattern: 120



Event List	
Event	Frequency
root/k-root	4.5996614530954925E-7
root/j-root	4.2880021490306106E-7
root/i-root	3.944102227303845E-7
type/AAAA	2.2138557461160547E-7
root/m-root	1.719499608633829E-7
root/c-root	1.6872589909719447E-7
root/f-root	1.4293340496768703E-7
root/a-root	1.0639403828421816E-7
root/h-root	8.382560592089917E-8
root/e-root	6.018248630218401E-8
root/l-root	5.4809050025203294E-8
root/d-root	3.8688741194261153E-8
type/MX	2.471780687411129E-8
root/g-root	2.1493745107922862E-8
type/SRV	1.1821559809357574E-8
protocol/tcp	3.224061766188429E-9
type/SOA	3.224061766188429E-9
root/b-root	3.224061766188429E-9
type/NS	1.074687255396143E-9
type/ANY	1.074687255396143E-9

Table 2.121: Top events found for the pattern: 121 (Section 2.121)

### ∴ 2.121 Pattern: 121

Information for pattern:

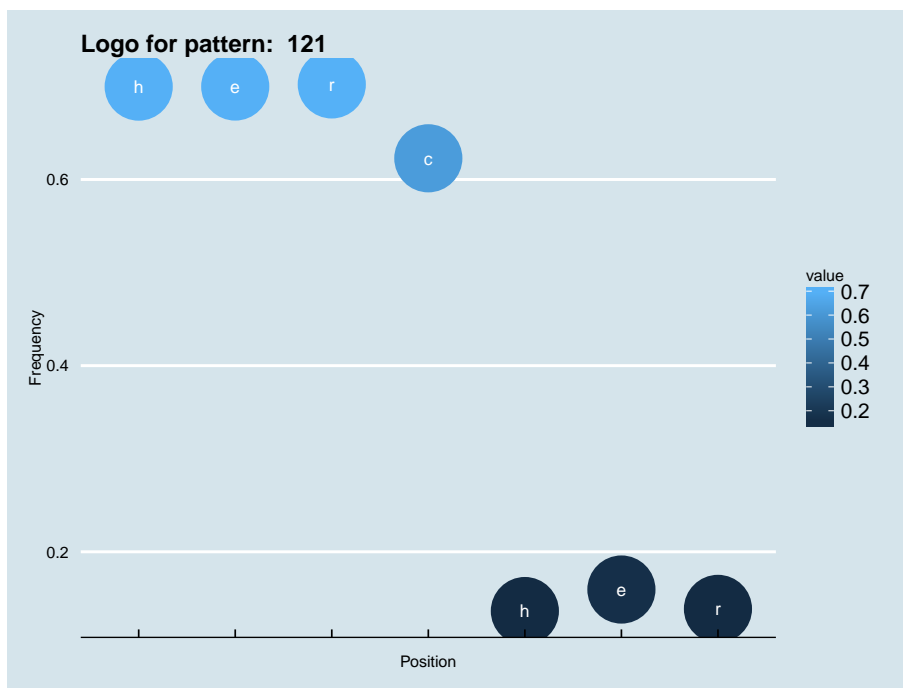
`.{0,7}+[h][e][r][c].{0,44}+`

- Records that match the regex: [ 1987 ]
- Corresponding ratio: [ 2.1354035764721363E-6 ]

Top events found for the pattern are shown in table 2.121. Visualization of the pattern is shown in figure 2.121



Figure 2.121: Regex visualization for pattern: 121



Event List	
Event	Frequency
type/SRV	9.779654024104902E-7
type/A	8.661979278492913E-7
root/c-root	4.395470874570225E-7
root/j-root	2.966136824893355E-7
root/h-root	2.2783369814398233E-7
root/k-root	1.8592089518353275E-7
root/a-root	1.5905371379862918E-7
root/f-root	1.5368027752164845E-7
root/i-root	1.321865324137256E-7
root/d-root	1.0639403828421816E-7
root/m-root	1.020952892626336E-7
root/l-root	1.0102060200723745E-7
type/SOA	8.060154415471074E-8
root/e-root	6.98546716007493E-8
type/AAAA	3.6539366683468865E-8
type/MX	2.3643119618715147E-8
root/g-root	1.0746872553961431E-8
root/b-root	7.522810787773001E-9
type/ANY	5.3734362769807155E-9
type/NS	2.149374510792286E-9

Table 2.122: Top events found for the pattern: 122 (Section 2.122)

### :: 2.122 Pattern: 122

Information for pattern:

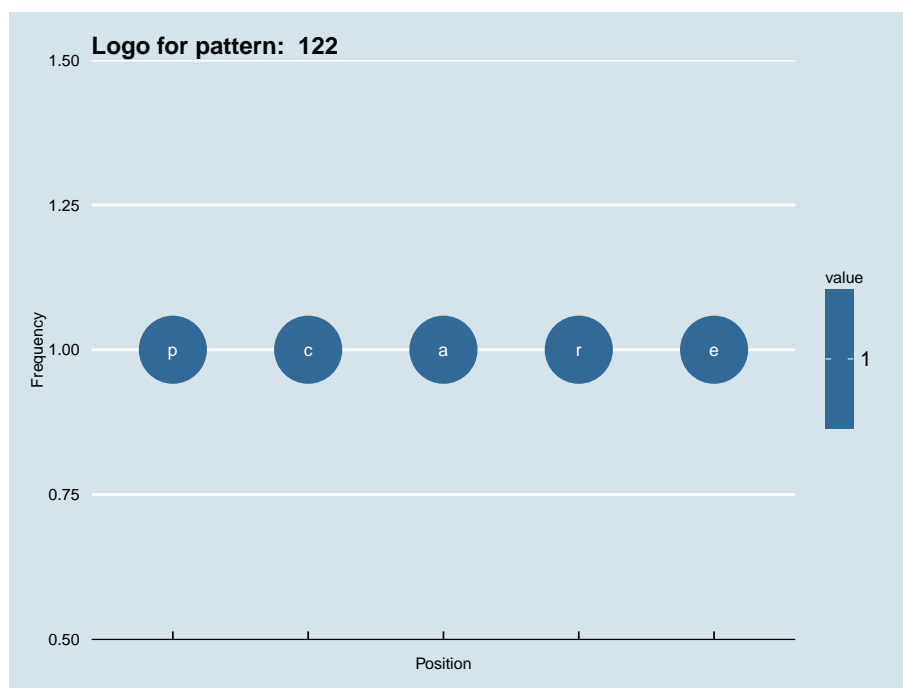
`.?+[p][c][a][r][e].{0,6}+`

- Records that match the regex: [ 1854 ]
- Corresponding ratio: [ 1.992470171504449E-6 ]

Top events found for the pattern are shown in table 2.122. Visualization of the pattern is shown in figure 2.122



Figure 2.122: Regex visualization for pattern: 122



Event List	
Event	Frequency
protocol/udp	1.9494826812886035E-6
type/A	1.8441633302597814E-6
root/k-root	4.642648943311338E-7
root/c-root	2.740452501260165E-7
root/i-root	2.611490030612628E-7
root/h-root	2.611490030612628E-7
root/a-root	2.267590108885862E-7
type/AAAA	1.0424466377342588E-7
root/l-root	1.0102060200723745E-7
root/j-root	9.027372945327602E-8
root/m-root	8.275091866550302E-8
root/f-root	7.952685689931459E-8
root/d-root	5.0510301003618724E-8
root/e-root	3.9763428449657294E-8
root/g-root	1.8269683341734432E-8
type/NS	1.074687255396143E-9
protocol/tcp	1.074687255396143E-9
root/b-root	1.074687255396143E-9
type/MX	1.074687255396143E-9

Table 2.123: Top events found for the pattern: 123 (Section 2.123)

### :: 2.123 Pattern: 123

Information for pattern:

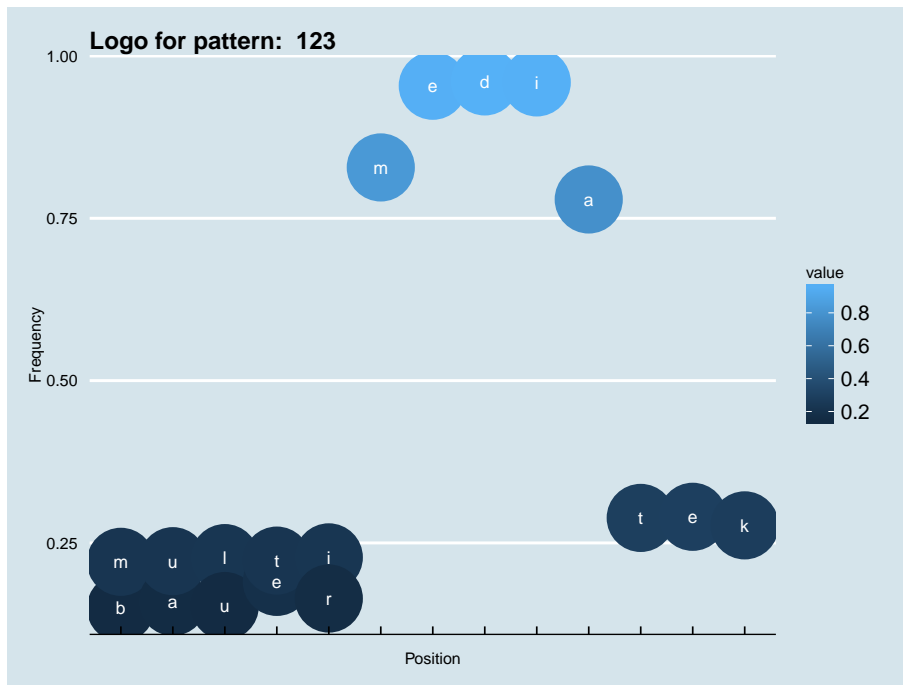
`.{0,19}+[et]?+[ir]?+[m][e][d][i][a].{0,34}+`

- Records that match the regex: 「 1815 」
- Corresponding ratio: 「 1.9505573685439997E-6 」

Top events found for the pattern are shown in table 2.123. Visualization of the pattern is shown in figure 2.123



Figure 2.123: Regex visualization for pattern: 123



⌘ 2.124 Pattern: 124

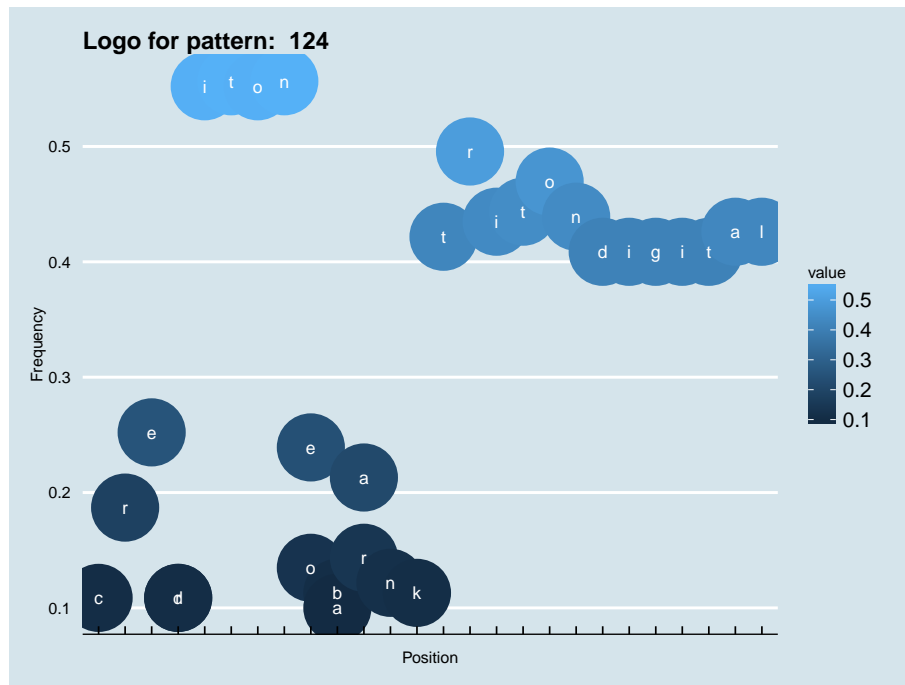
Information for pattern:

```
.{0,5}+[dr]?+[i][t][o][n][eo]?+[ab]?+[ar]?+[n]?+.\?  
+[t]?+[r]?+[i]?+.{0,11}+
```

- Records that match the regex: [ 1798 ]
- Corresponding ratio: [ 1.9322876852022653E-6 ]

Top events found for the pattern are shown in table 2.124. Visualization of the pattern is shown in figure 2.124

Figure 2.124: Regex visualization for pattern: 124





Event List	
Event	Frequency
type/AAAA	5.996754885110479E-7
root/f-root	3.041364932771085E-7
root/c-root	2.514768177626975E-7
root/k-root	2.2138557461160547E-7
type/MX	2.149374510792286E-7
root/m-root	1.923690187159096E-7
root/l-root	1.719499608633829E-7
root/i-root	1.698005863525906E-7
root/j-root	1.5905371379862918E-7
root/a-root	1.2896247064753718E-7
root/h-root	1.2788778339214102E-7
root/e-root	1.0961810005040659E-7
root/d-root	7.415342062233388E-8
type/SOA	4.621155198203415E-8
type/NS	2.0419057852526718E-8
root/b-root	1.2896247064753716E-8
root/g-root	8.597498043169144E-9
type/ANY	8.597498043169144E-9
protocol/tcp	7.522810787773001E-9
type/CNAME	3.224061766188429E-9

Table 2.124: Top events found for the pattern: 124 (Section 2.124)

Event List	
Event	Frequency
protocol/udp	1.6324499409467414E-6
type/A	1.5969852615186687E-6
root/k-root	3.385264854497851E-7
root/i-root	2.933896207231471E-7
root/m-root	2.321324471655669E-7
root/c-root	2.321324471655669E-7
root/f-root	1.321865324137256E-7
root/l-root	1.1606622358278345E-7
root/j-root	1.0854341279501045E-7
root/a-root	7.952685689931459E-8
root/h-root	5.8033111791391723E-8
type/AAAA	3.2240617661884294E-8
root/e-root	3.0091243151092006E-8
root/d-root	1.9344370597130577E-8
type/MX	1.5045621575546003E-8
protocol/tcp	1.2896247064753716E-8
root/g-root	3.224061766188429E-9
root/b-root	2.149374510792286E-9
type/ANY	1.074687255396143E-9

Table 2.125: Top events found for the pattern: 125 (Section 2.125)

### :: 2.125 Pattern: 125

Information for pattern:

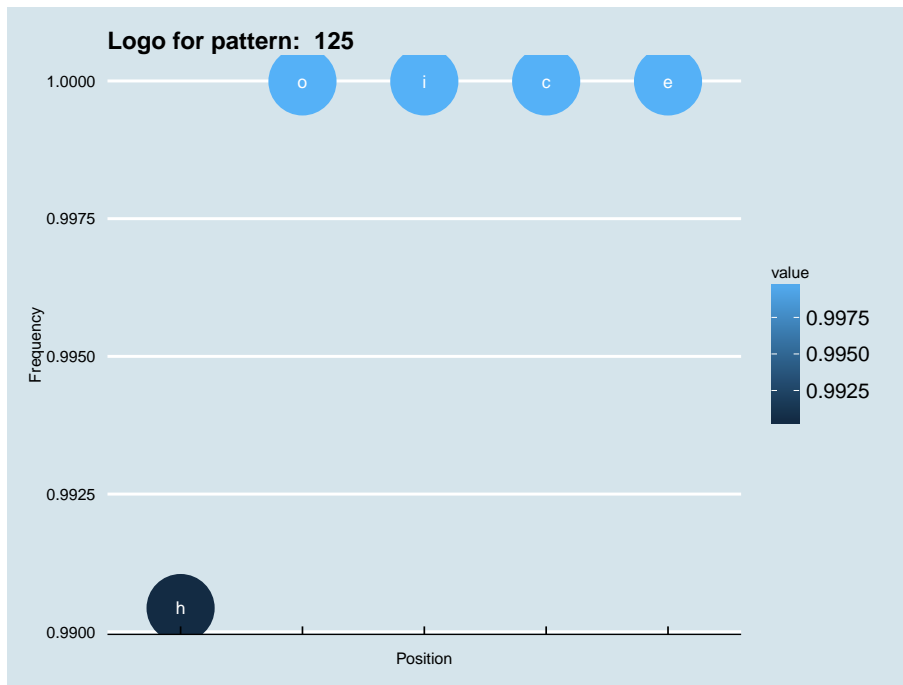
`.{0,10}+[h][o][i][c][e]`

- Records that match the regex: [ 1531 ]
- Corresponding ratio: [ 1.645346188011495E-6 ]

Top events found for the pattern are shown in table 2.125. Visualization of the pattern is shown in figure 2.125



Figure 2.125: Regex visualization for pattern: 125



Event List	
Event	Frequency
type/A	1.4981140340222234E-6
protocol/udp	1.4981140340222234E-6
root/a-root	2.9016555895695865E-7
root/c-root	2.708211883598281E-7
root/j-root	2.6759712659363964E-7
root/k-root	2.246096363777939E-7
root/l-root	1.0854341279501045E-7
root/h-root	1.020952892626336E-7
root/d-root	8.382560592089917E-8
root/f-root	4.0838115705053435E-8
root/e-root	3.9763428449657294E-8
root/m-root	3.8688741194261153E-8
root/i-root	3.116593040648815E-8

Table 2.126: Top events found for the pattern: 126 (Section 2.126)

### :: 2.126 Pattern: 126

Information for pattern:

```
[?][\x{c2}][\x{af}][?][2][\x{b}][\x{2}][u][c][?a]?
+[u\x{c2}]?+[t\x{b3}][ot][\x{20}o][\x{20}p][dp][df
][cf][cr][er][ae][at][o][r][g][go][lo][el][en][2n]
[\x{20}2]?+[\x{20}s][su][ru]?+[\x{20}r]{0,2}+[ir]?
+[ip]?+[ap]?+[-a]?+[-g]?+[go]?+[lo]?+[el]?+[en]{0,
2}+
```

- Records that match the regex: 「 1394 」
- Corresponding ratio: 「 1.4981140340222234E-6 」

Top events found for the pattern are shown in table 2.126. Visualization of the pattern is shown in figure 2.126





⌘ 2.127 Pattern: 127

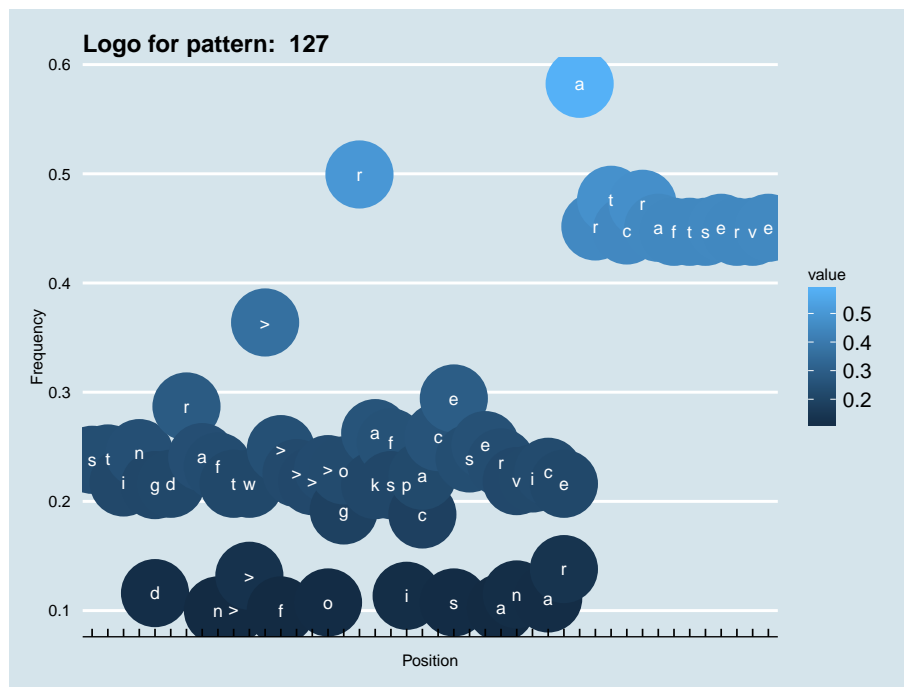
Information for pattern:

```
.{0,16}+[go]?+[r]?+[ak]?+[fs]?+[ip]?+[ac]?+[c]?+[e
s]?+[s]?+[e]?+.{0,5}+[a][r]?+[t]?+[c]?+[r]?+[a]?+[
f]?+[t]?+.{0,5}+
```

- Records that match the regex: 「 1371 」
- Corresponding ratio: 「 1.473396227148112E-6 」

Top events found for the pattern are shown in table 2.127. Visualization of the pattern is shown in figure 2.127

Figure 2.127: Regex visualization for pattern: 127



Event List	
Event	Frequency
protocol/udp	1.4712468526373198E-6
type/A	1.2369650309609607E-6
root/f-root	2.2353494912239777E-7
type/AAAA	2.1063870205764405E-7
root/l-root	1.8807026969432504E-7
root/a-root	1.7087527360798676E-7
root/c-root	1.601284010540253E-7
root/k-root	1.5690433928783688E-7
root/i-root	1.493815285000639E-7
root/m-root	1.1284216181659502E-7
root/j-root	1.1069278730580274E-7
root/h-root	7.092935885614545E-8
root/e-root	6.555592257916472E-8
root/d-root	5.265967551441101E-8
type/MX	2.3643119618715147E-8
root/b-root	6.448123532376858E-9
root/g-root	5.3734362769807155E-9
protocol/tcp	2.149374510792286E-9
type/SRV	2.149374510792286E-9

Table 2.127: Top events found for the pattern: 127 (Section 2.127)



∴ 2.128 Pattern: 128

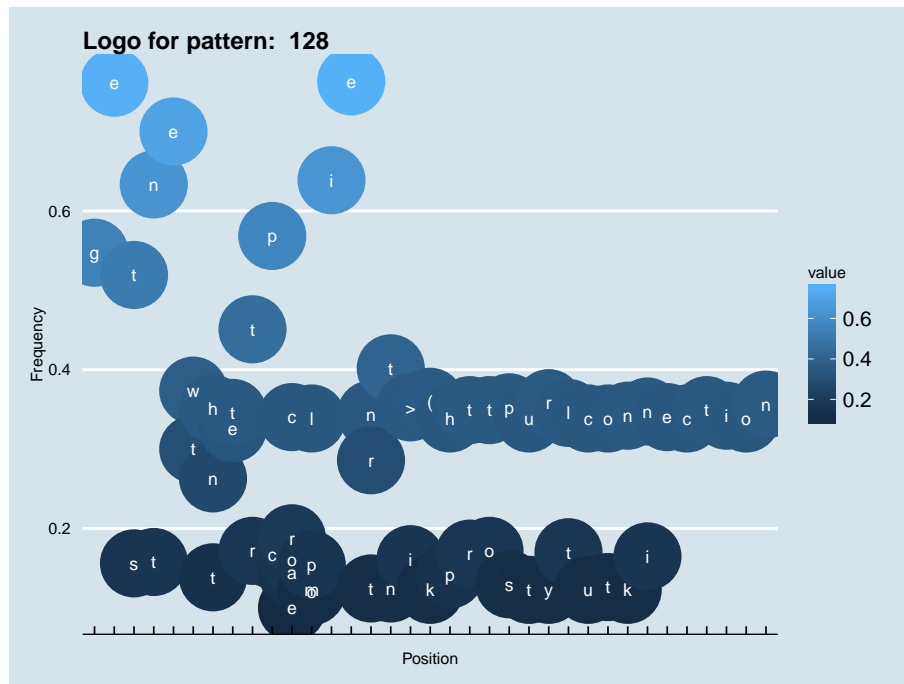
Information for pattern:

```
[g][e][t][n][e][tw]?+[hnt]?+[et]?+[rt]?+[p][aceor]
[lmop][i][e][nrt]?+[nt]?+[>i]?+[(k)?+[hp]?+[rt]?+[
ot]?+[ps]?+[tu]?+[ry]?+[lt]?+[cu]?+[ot]?+[kn]?+[in
]?+.{0,6}+
```

- Records that match the regex: [ 1365 ]
- Corresponding ratio: [ 1.4669481036157353E-6 ]

Top events found for the pattern are shown in table 2.128. Visualization of the pattern is shown in figure 2.128

Figure 2.128: Regex visualization for pattern: 128





Event List	
Event	Frequency
protocol/udp	1.464798729104943E-6
type/A	8.833929239356296E-7
type/NS	2.9983774425552394E-7
type/MX	2.6867181384903575E-7
root/k-root	2.1278807656843632E-7
root/i-root	1.8269683341734432E-7
root/l-root	1.7302464811877903E-7
root/h-root	1.6335246282021374E-7
root/c-root	1.321865324137256E-7
root/j-root	1.2788778339214102E-7
root/e-root	1.1821559809357574E-7
root/f-root	1.020952892626336E-7
root/d-root	9.349779121946445E-8
root/a-root	9.027372945327602E-8
root/m-root	6.877998434535315E-8
type/AAAA	1.5045621575546003E-8
root/g-root	2.149374510792286E-9
protocol/tcp	2.149374510792286E-9

Table 2.128: Top events found for the pattern: 128 (Section 2.128)

Event List	
Event	Frequency
type/A	1.3154172006048792E-6
protocol/udp	1.3154172006048792E-6
root/a-root	2.342818216763592E-7
root/j-root	2.1923620010081318E-7
root/h-root	1.4400809222308316E-7
root/m-root	1.418587177122909E-7
root/k-root	1.4078403045689473E-7
root/l-root	1.0961810005040659E-7
root/i-root	1.0531935102882202E-7
root/e-root	7.737748238852231E-8
root/c-root	7.200404611154158E-8
root/f-root	7.092935885614545E-8

Table 2.129: Top events found for the pattern: 129 (Section 2.129)

### :: 2.129 Pattern: 129

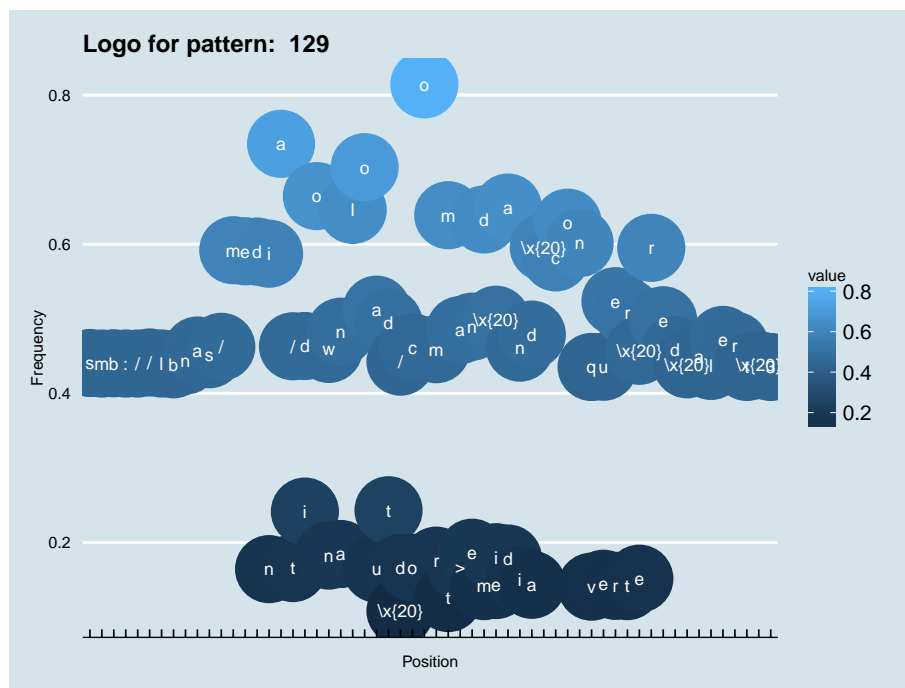
Information for pattern:

```
.{0,9}+[a]?+[s]?+[ / ]?+[m][e][d][i][a][ / t ]?+[di]?+[o][nw]?+[an]?+[l][o][a][dt][\x{20}/d]?+[co]?+[o][m][r][m][>a][en][d][\x{20}ei]?+[a][in]?+[ad]?+[ \x{20}][c][o][n][qv]?+[eu]?+[e][r][\x{20}e]?+[r][e]?+[d]?+.{0,8}+
```

- Records that match the regex: [ 1224 ]
- Corresponding ratio: [ 1.3154172006048792E-6 ]

Top events found for the pattern are shown in table 2.129. Visualization of the pattern is shown in figure 2.129

Figure 2.129: Regex visualization for pattern: 129



Event List	
Event	Frequency
type/A	1.3154172006048792E-6
protocol/udp	1.3154172006048792E-6
root/a-root	2.342818216763592E-7
root/j-root	2.1923620010081318E-7
root/h-root	1.4400809222308316E-7
root/m-root	1.418587177122909E-7
root/k-root	1.4078403045689473E-7
root/l-root	1.0961810005040659E-7
root/i-root	1.0531935102882202E-7
root/e-root	7.737748238852231E-8
root/c-root	7.200404611154158E-8
root/f-root	7.092935885614545E-8

Table 2.130: Top events found for the pattern: 130 (Section 2.130)

### :: 2.130 Pattern: 130

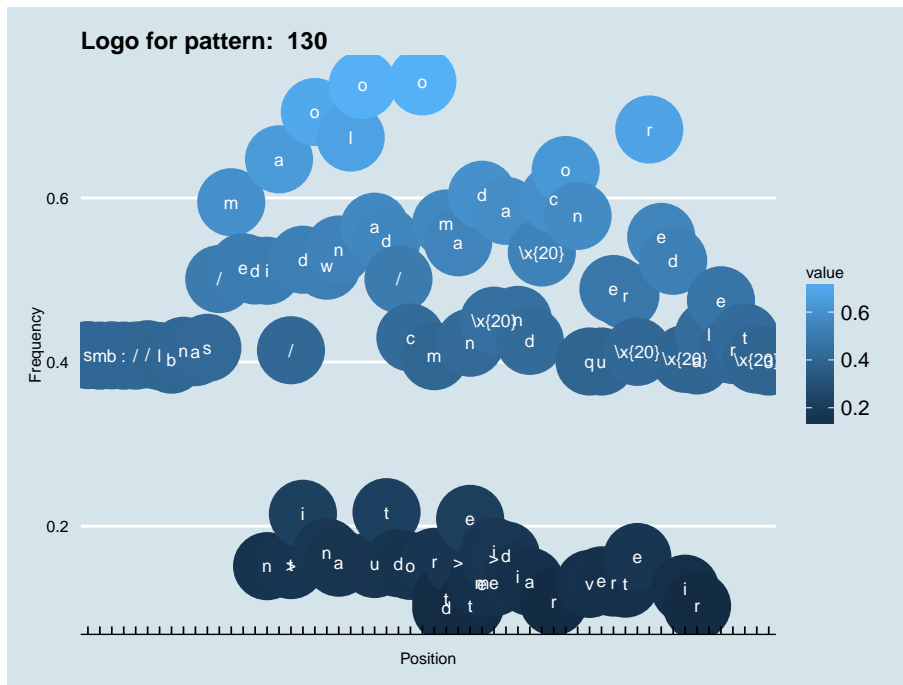
Information for pattern:

```
.{0,8}+[n]?+[a]?+[s]?+[/][m][e][d][i][a][/>t]?+[d]
[o][w][n][l][o][a][d][/][co][o][mr][m][a][ent][d][
\x{20}>ei][a][in]?+[ad]?+[\x{20}][c][o][n][qv]?+[e
u]?+[er]?+[rt]?+[\x{20}e]?+[r][e][d][\x{20}i]?+[ar
]?+.{0,6}+
```

- Records that match the regex: [ 1224 ]
- Corresponding ratio: [ 1.3154172006048792E-6 ]

Top events found for the pattern are shown in table 2.130. Visualization of the pattern is shown in figure 2.130

Figure 2.130: Regex visualization for pattern: 130



Event List	
Event	Frequency
type/A	1.3154172006048792E-6
protocol/udp	1.3154172006048792E-6
root/a-root	2.342818216763592E-7
root/j-root	2.1923620010081318E-7
root/h-root	1.4400809222308316E-7
root/m-root	1.418587177122909E-7
root/k-root	1.4078403045689473E-7
root/l-root	1.0961810005040659E-7
root/i-root	1.0531935102882202E-7
root/e-root	7.737748238852231E-8
root/c-root	7.200404611154158E-8
root/f-root	7.092935885614545E-8

Table 2.131: Top events found for the pattern: 131 (Section 2.131)

### ∴ 2.131 Pattern: 131

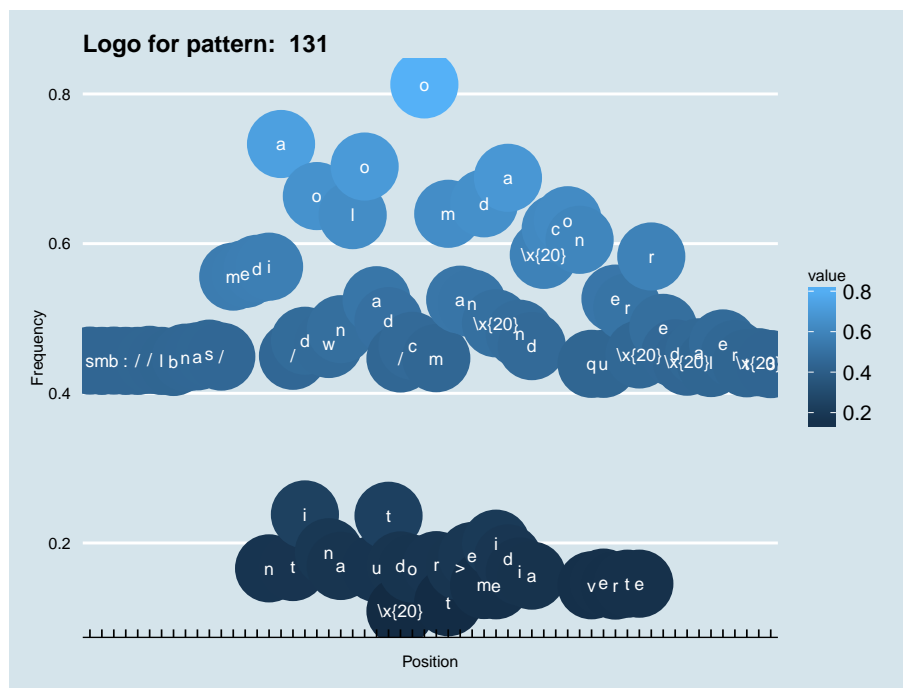
Information for pattern:

```
.{0,12}+[m][e][d][i][a][/t]?+[di]?+[o][nw]?+[an]?+[l][o][a][dt][\x{20}/d]?+[co][o][mr]?+[m][a][n][d][\x{20}ei][a][in]?+[ad]?+[\x{20}][c][o][n][qv]?+[eu]?+[e][r][\x{20}e]?+[r][e]?+[d]?+.{0,8}+
```

- Records that match the regex: 「 1224 」
- Corresponding ratio: 「 1.3154172006048792E-6 」

Top events found for the pattern are shown in table 2.131. Visualization of the pattern is shown in figure 2.131

Figure 2.131: Regex visualization for pattern: 131



Event List	
Event	Frequency
type/A	1.3154172006048792E-6
protocol/udp	1.3154172006048792E-6
root/a-root	2.342818216763592E-7
root/j-root	2.1923620010081318E-7
root/h-root	1.4400809222308316E-7
root/m-root	1.418587177122909E-7
root/k-root	1.4078403045689473E-7
root/l-root	1.0961810005040659E-7
root/i-root	1.0531935102882202E-7
root/e-root	7.737748238852231E-8
root/c-root	7.200404611154158E-8
root/f-root	7.092935885614545E-8

Table 2.132: Top events found for the pattern: 132 (Section 2.132)

### ∴ 2.132 Pattern: 132

Information for pattern:

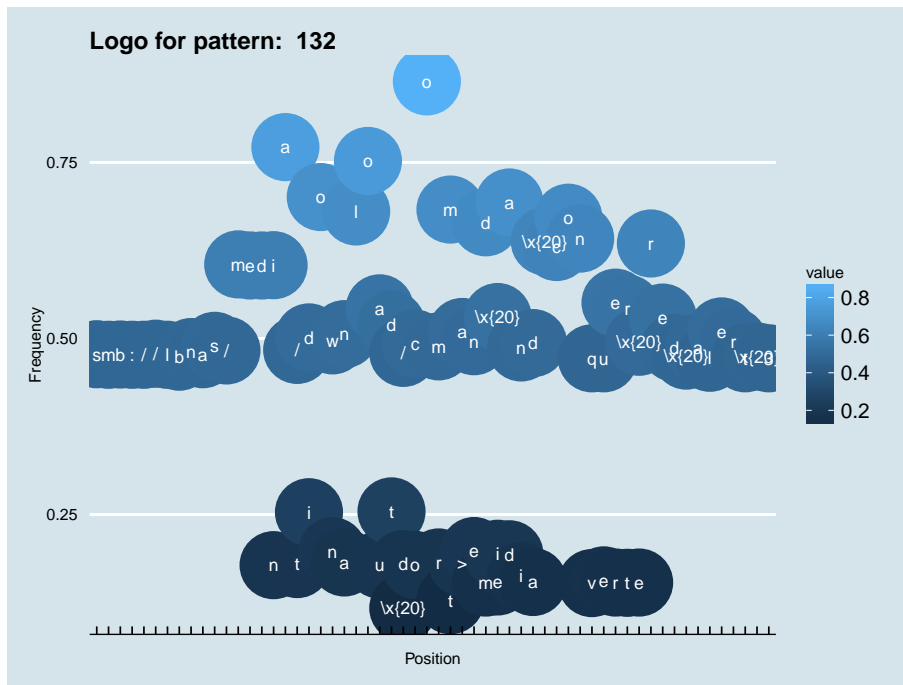
```
.{0,7}+[b]?+[n]?+[a]?+[s]?+[ /]?+[m][e][d][i][a][ /t
]?+[d][o][nw]?+[n][l][o][a][d][\x{20}/d][co][o][mr
][m][a][en][d][\x{20}][a][in]?+[ad]?+[ \x{20}][c][o
][n][qv]?+[eu]?+[e][r][\x{20}e]?+[r][e][d]?+[ \x{20
}]?+[a]?+[l]?+[e][r]?+.{0,3}+
```

- Records that match the regex: 「 1224 」
- Corresponding ratio: 「 1.3154172006048792E-6 」

Top events found for the pattern are shown in table 2.132. Visualization of the pattern is shown in figure 2.132



Figure 2.132: Regex visualization for pattern: 132



Event List	
Event	Frequency
protocol/udp	1.216545973108434E-6
type/A	9.854882131982631E-7
root/c-root	2.622236903166589E-7
type/AAAA	1.9881714224828646E-7
root/h-root	1.7302464811877903E-7
root/i-root	1.3326121966912174E-7
root/f-root	1.192902853489719E-7
root/k-root	1.1499153632738731E-7
root/l-root	1.1176747456119888E-7
root/a-root	1.074687255396143E-7
root/j-root	8.382560592089917E-8
root/m-root	4.621155198203415E-8
root/e-root	3.5464679428072724E-8
type/SOA	3.0091243151092006E-8
root/d-root	2.1493745107922862E-8
root/g-root	4.298749021584572E-9
root/b-root	3.224061766188429E-9
type/MX	2.149374510792286E-9

Table 2.133: Top events found for the pattern: 133 (Section 2.133)

### :: 2.133 Pattern: 133

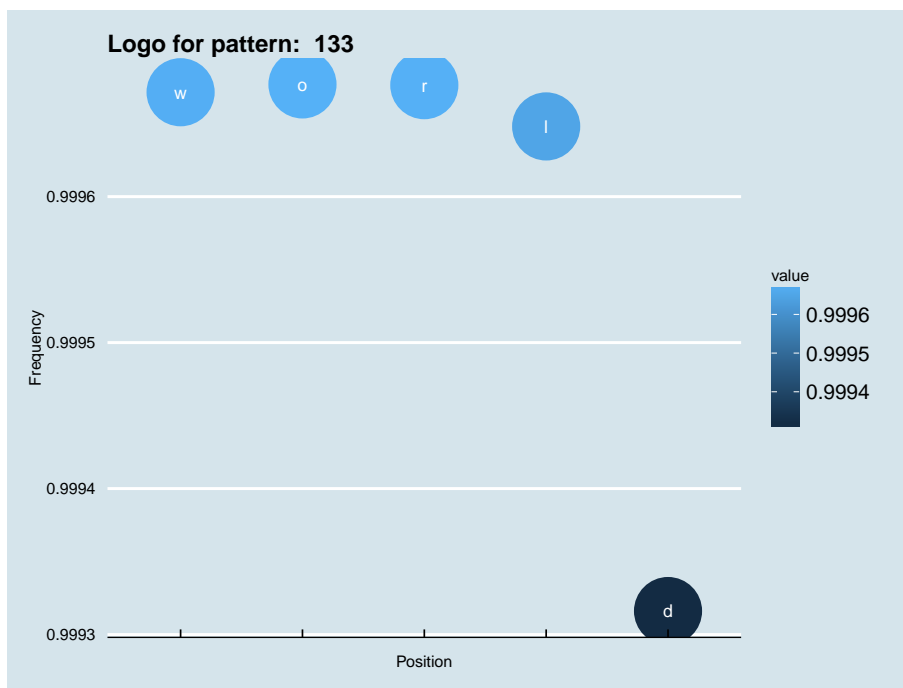
Information for pattern:

`.{0,19}+[w][o][r][l][d].{0,23}+`

- Records that match the regex: 「 1132 」
- Corresponding ratio: 「 1.216545973108434E-6 」

Top events found for the pattern are shown in table 2.133. Visualization of the pattern is shown in figure 2.133

Figure 2.133: Regex visualization for pattern: 133



Event List	
Event	Frequency
protocol/udp	1.2036497260436802E-6
type/SRV	5.964514267448594E-7
type/A	5.212233188671294E-7
root/i-root	2.794186864029972E-7
root/f-root	2.794186864029972E-7
root/l-root	2.246096363777939E-7
root/k-root	1.8807026969432504E-7
root/a-root	1.246637216259526E-7
type/SOA	5.1584988259014865E-8
root/c-root	4.8360926492826435E-8
root/m-root	2.6867181384903577E-8
type/AAAA	2.6867181384903577E-8
root/j-root	1.5045621575546003E-8
root/h-root	8.597498043169144E-9
type/MX	7.522810787773001E-9
root/d-root	5.3734362769807155E-9
root/e-root	2.149374510792286E-9
root/b-root	1.074687255396143E-9

Table 2.134: Top events found for the pattern: 134 (Section 2.134)

∴ 2.134 Pattern: 134

Information for pattern:

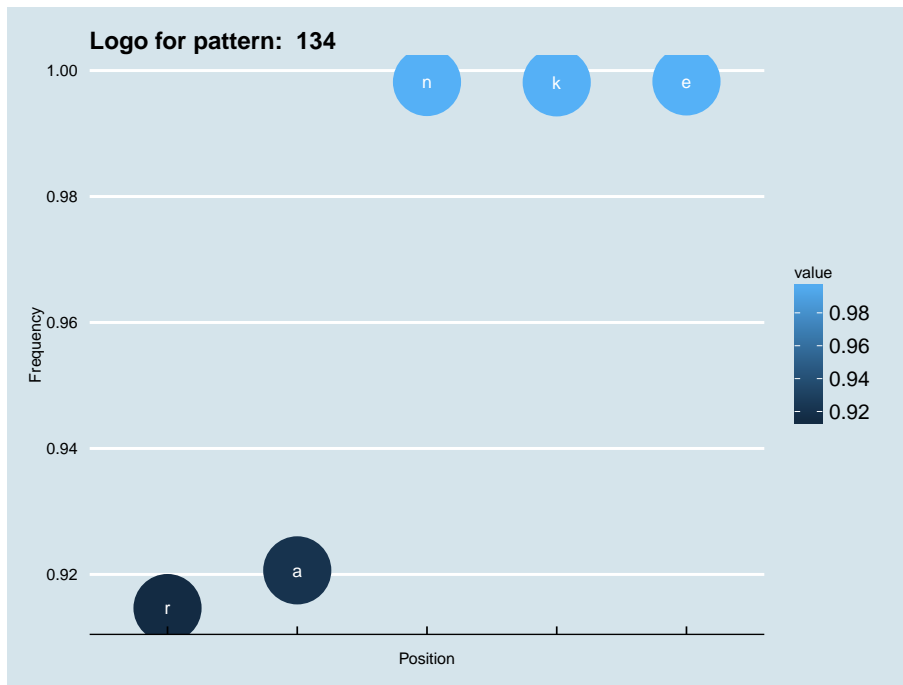
`.{0,7}+[r][a][n][k][e].{0,21}+`

- Records that match the regex: 「 1120 」
- Corresponding ratio: 「 1.2036497260436802E-6 」

Top events found for the pattern are shown in table 2.134. Visualization of the pattern is shown in figure 2.134



Figure 2.134: Regex visualization for pattern: 134



Event List	
Event	Frequency
type/A	1.0574922593098049E-6
root/f-root	1.8914495694972118E-7
root/c-root	1.4293340496768703E-7
root/k-root	1.2681309613674488E-7
root/a-root	1.2358903437055645E-7
root/l-root	1.074687255396143E-7
root/j-root	1.0316997651802973E-7
root/i-root	1.0102060200723745E-7
root/e-root	8.167623141010687E-8
root/m-root	7.737748238852231E-8
root/h-root	7.092935885614545E-8
type/MX	7.092935885614545E-8
root/d-root	5.1584988259014865E-8
type/AAAA	4.0838115705053435E-8
type/SOA	1.1821559809357574E-8
protocol/tcp	6.448123532376858E-9
root/b-root	5.3734362769807155E-9
root/g-root	3.224061766188429E-9
type/ANY	2.149374510792286E-9
type/NS	1.074687255396143E-9

Table 2.135: Top events found for the pattern: 135 (Section 2.135)

∴ 2.135 Pattern: 135

Information for pattern:

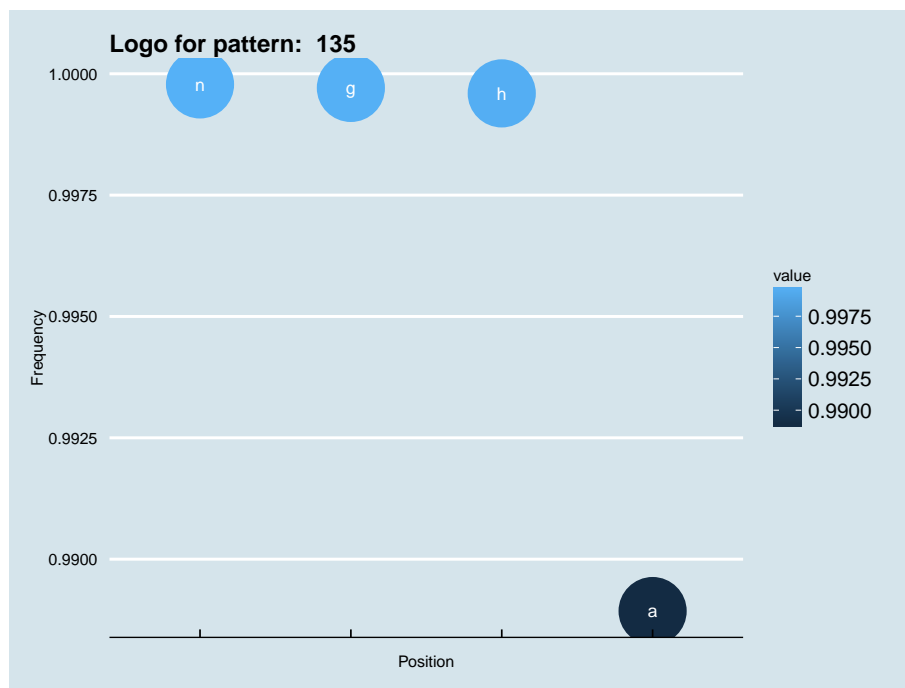
`.{0,9}+[n][g][h][a].{0,16}+`

- Records that match the regex: 「 1102 」
- Corresponding ratio: 「 1.1843053554465497E-6 」

Top events found for the pattern are shown in table 2.135. Visualization of the pattern is shown in figure 2.135



Figure 2.135: Regex visualization for pattern: 135



Event List	
Event	Frequency
protocol/udp	1.1101519348242159E-6
type/A	1.1069278730580274E-6
root/k-root	2.976883697447316E-7
root/i-root	2.525515050180936E-7
root/c-root	1.6657652458640217E-7
root/l-root	9.457247847486059E-8
root/m-root	9.027372945327602E-8
root/f-root	5.910779904678787E-8
root/j-root	5.4809050025203294E-8
root/a-root	4.943561374822258E-8
root/h-root	3.3315304917280435E-8
root/e-root	1.2896247064753716E-8
type/AAAA	4.298749021584572E-9
protocol/tcp	1.074687255396143E-9

Table 2.136: Top events found for the pattern: 136 (Section 2.136)

### :: 2.136 Pattern: 136

Information for pattern:

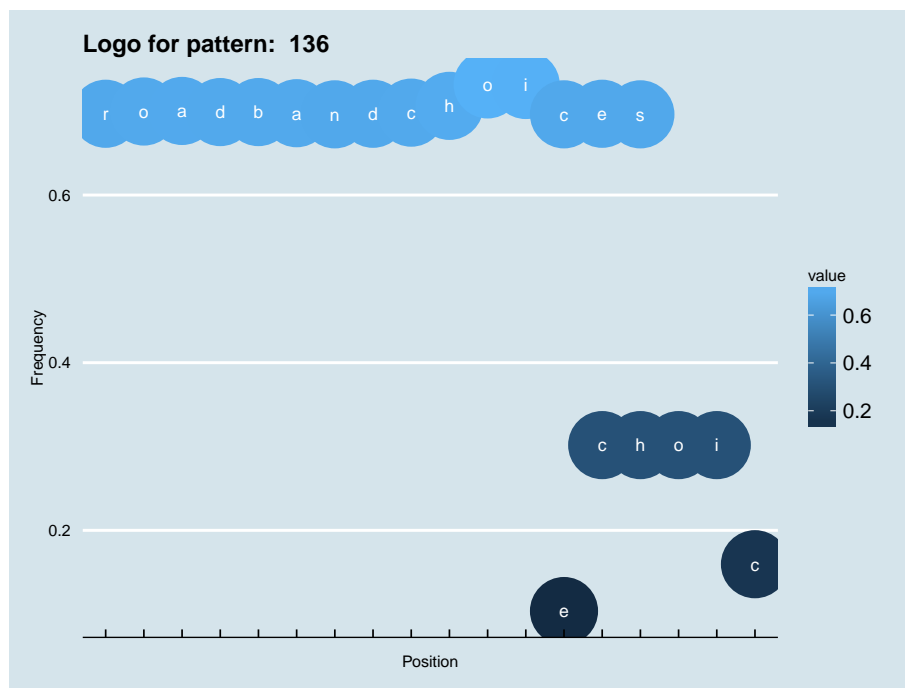
`[r][o][a][d][b][a][n][d][c][h][o][i][c][e][s].{0,3}`  
`}+`

- Records that match the regex: `[ 1034 ]`
- Corresponding ratio: `[ 1.1112266220796118E-6 ]`

Top events found for the pattern are shown in table 2.136. Visualization of the pattern is shown in figure 2.136



Figure 2.136: Regex visualization for pattern: 136



Event List	
Event	Frequency
protocol/udp	1.103703811291839E-6
type/A	7.834470091837883E-7
type/AAAA	3.202568021080506E-7
root/c-root	1.5260559026625232E-7
root/l-root	1.3326121966912174E-7
root/d-root	1.2896247064753718E-7
root/a-root	1.0854341279501045E-7
root/f-root	9.779654024104902E-8
root/h-root	9.349779121946445E-8
root/k-root	8.167623141010687E-8
root/e-root	8.060154415471074E-8
root/m-root	7.845216964391844E-8
root/j-root	5.4809050025203294E-8
root/g-root	4.943561374822258E-8
root/i-root	4.4062177471241865E-8

Table 2.137: Top events found for the pattern: 137 (Section 2.137)

### ∴ 2.137 Pattern: 137

Information for pattern:

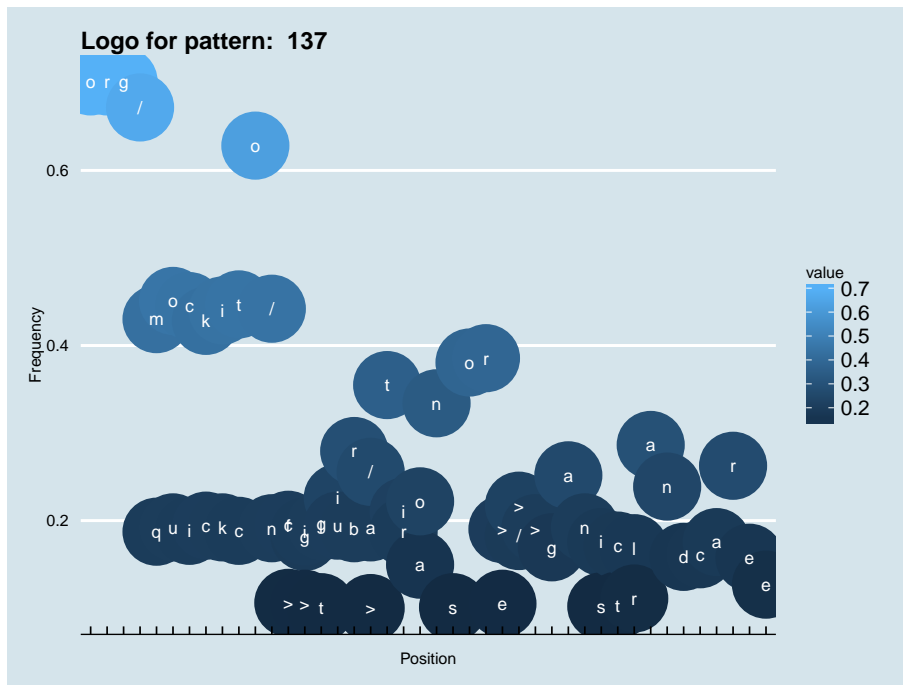
```
[o][r][g][/][mq]?+[ou]?+[ci]?+[ck]?+[ik]?+[ct]?+[o]
[/n]?+[>cf]?+[>gi]?+[gl]?+[iu]?+[br]?+[>a]?+[t]
?+[ir]?+[ao]?+[n]?+[s]?+.?+[o]?+[r]?+[>e]?+[>]?+[
>]?+[g]?+[a]?+[n]?+[is]?+[ct]?+[lr]?+[a]?+[n]?+[d]
?+[c]?+[a]?+[r]?+.{0,3}+
```

- Records that match the regex: 「 1027 」
- Corresponding ratio: 「 1.103703811291839E-6 」

Top events found for the pattern are shown in table 2.137. Visualization of the pattern is shown in figure 2.137



Figure 2.137: Regex visualization for pattern: 137



Event List	
Event	Frequency
protocol/udp	1.1004797495256504E-6
type/A	5.384183149534677E-7
type/PTR	4.588914580541531E-7
root/k-root	3.9118616096419607E-7
root/c-root	1.9559308048209804E-7
root/m-root	1.3863465594610247E-7
root/i-root	1.3648528143531017E-7
root/f-root	1.0639403828421816E-7
type/AAAA	7.307873336693773E-8
root/a-root	4.621155198203415E-8
type/TXT	2.471780687411129E-8
root/h-root	2.471780687411129E-8
root/j-root	1.8269683341734432E-8
root/l-root	1.5045621575546003E-8
root/e-root	1.397093432014986E-8
root/d-root	1.1821559809357574E-8
type/SRV	5.3734362769807155E-9
root/g-root	2.149374510792286E-9

Table 2.138: Top events found for the pattern: 138 (Section 2.138)

### :: 2.138 Pattern: 138

Information for pattern:

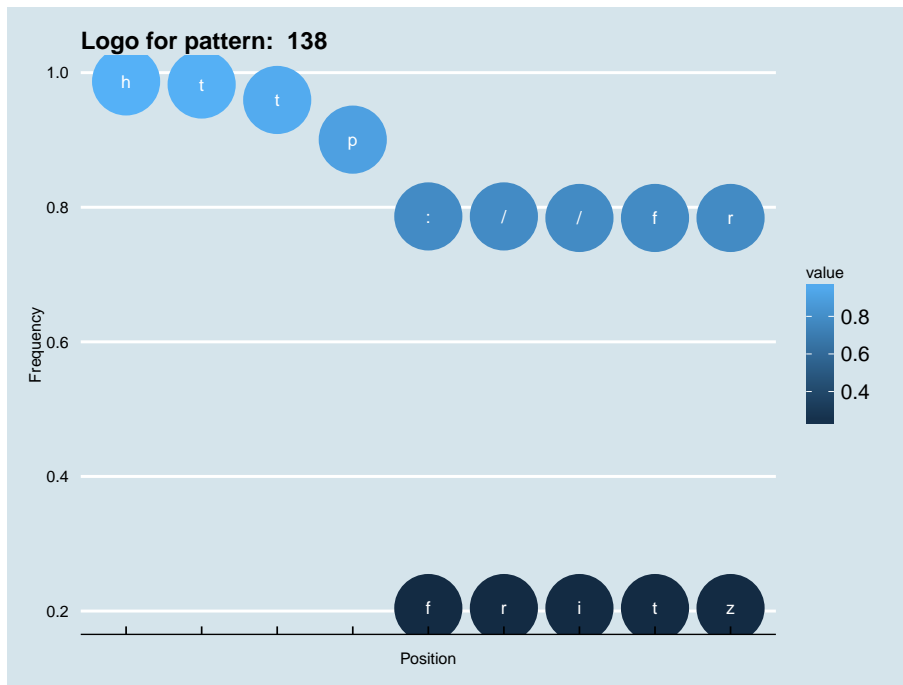
`[h][t]{2}+[p][:][/]{2}+[f][r]`

- Records that match the regex: 「 1024 」
- Corresponding ratio: 「 1.1004797495256504E-6 」

Top events found for the pattern are shown in table 2.138. Visualization of the pattern is shown in figure 2.138



Figure 2.138: Regex visualization for pattern: 138



Event List	
Event	Frequency
protocol/udp	1.1004797495256504E-6
type/A	5.384183149534677E-7
type/PTR	4.588914580541531E-7
root/k-root	3.9118616096419607E-7
root/c-root	1.9559308048209804E-7
root/m-root	1.3863465594610247E-7
root/i-root	1.3648528143531017E-7
root/f-root	1.0639403828421816E-7
type/AAAA	7.307873336693773E-8
root/a-root	4.621155198203415E-8
type/TXT	2.471780687411129E-8
root/h-root	2.471780687411129E-8
root/j-root	1.8269683341734432E-8
root/l-root	1.5045621575546003E-8
root/e-root	1.397093432014986E-8
root/d-root	1.1821559809357574E-8
type/SRV	5.3734362769807155E-9
root/g-root	2.149374510792286E-9

Table 2.139: Top events found for the pattern: 139 (Section 2.139)

### :: 2.139 Pattern: 139

Information for pattern:

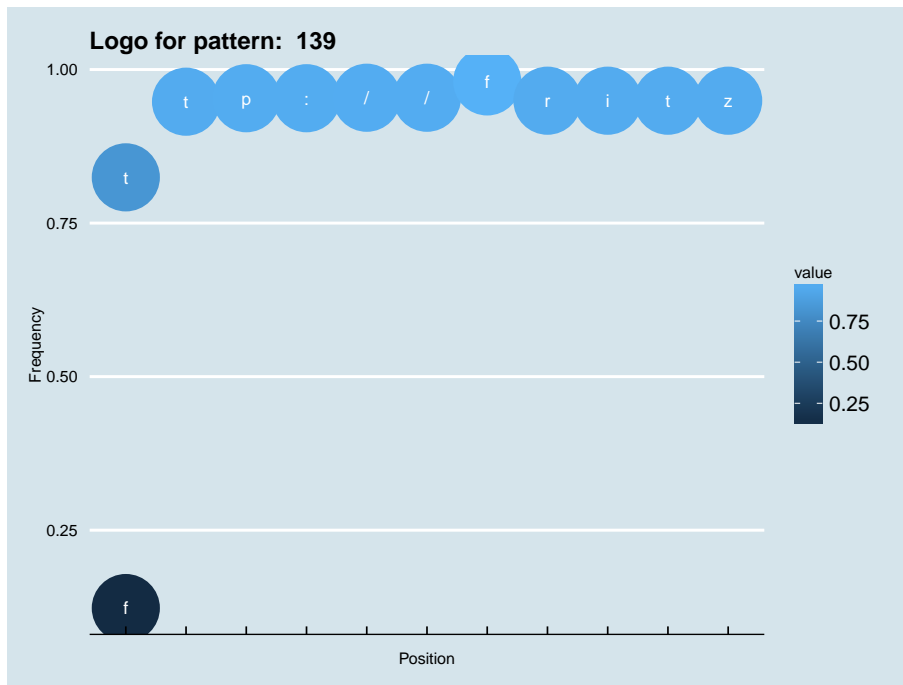
`[t]{2}+[p][:][/]{2}+[f][r][i][t][z].{0,17}+`

- Records that match the regex: `[ 1024 ]`
- Corresponding ratio: `[ 1.1004797495256504E-6 ]`

Top events found for the pattern are shown in table 2.139. Visualization of the pattern is shown in figure 2.139



Figure 2.139: Regex visualization for pattern: 139



Event List	
Event	Frequency
protocol/udp	1.1004797495256504E-6
type/A	5.384183149534677E-7
type/PTR	4.588914580541531E-7
root/k-root	3.9118616096419607E-7
root/c-root	1.9559308048209804E-7
root/m-root	1.3863465594610247E-7
root/i-root	1.3648528143531017E-7
root/f-root	1.0639403828421816E-7
type/AAAA	7.307873336693773E-8
root/a-root	4.621155198203415E-8
type/TXT	2.471780687411129E-8
root/h-root	2.471780687411129E-8
root/j-root	1.8269683341734432E-8
root/l-root	1.5045621575546003E-8
root/e-root	1.397093432014986E-8
root/d-root	1.1821559809357574E-8
type/SRV	5.3734362769807155E-9
root/g-root	2.149374510792286E-9

Table 2.140: Top events found for the pattern: 140 (Section 2.140)

### :: 2.140 Pattern: 140

Information for pattern:

`[t]{2}+[p][:][/]{2}+[f][r][i][t][z].{0,16}+`

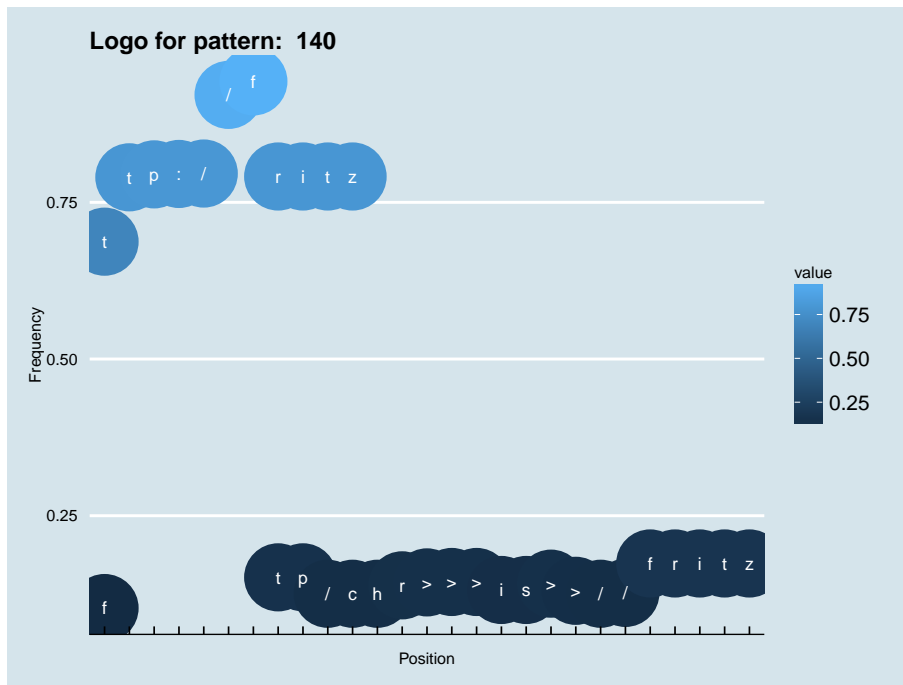
- Records that match the regex: 「 1024 」
- Corresponding ratio: 「 1.1004797495256504E-6 」

Top events found for the pattern are shown in table 2.140. Visualization of the pattern is shown in figure 2.140





Figure 2.140: Regex visualization for pattern: 140



Event List	
Event	Frequency
protocol/udp	1.1004797495256504E-6
type/A	5.384183149534677E-7
type/PTR	4.588914580541531E-7
root/k-root	3.9118616096419607E-7
root/c-root	1.9559308048209804E-7
root/m-root	1.3863465594610247E-7
root/i-root	1.3648528143531017E-7
root/f-root	1.0639403828421816E-7
type/AAAA	7.307873336693773E-8
root/a-root	4.621155198203415E-8
type/TXT	2.471780687411129E-8
root/h-root	2.471780687411129E-8
root/j-root	1.8269683341734432E-8
root/l-root	1.5045621575546003E-8
root/e-root	1.397093432014986E-8
root/d-root	1.1821559809357574E-8
type/SRV	5.3734362769807155E-9
root/g-root	2.149374510792286E-9

Table 2.141: Top events found for the pattern: 141 (Section 2.141)

### :: 2.141 Pattern: 141

Information for pattern:

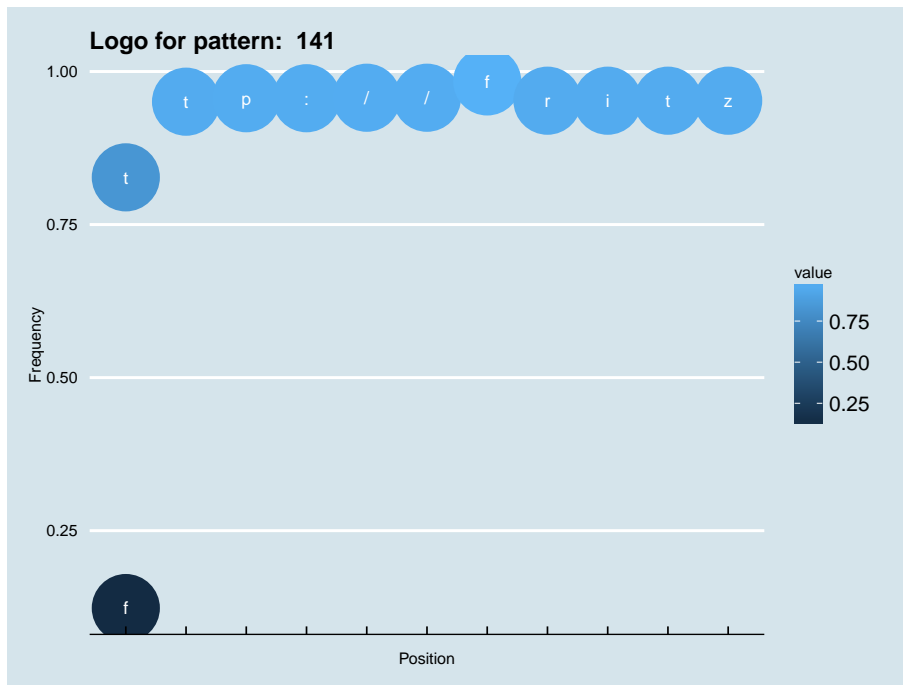
`[t]{2}+[p][:][/]{2}+[f][r][i][t][z].{0,15}+`

- Records that match the regex: 「 1024 」
- Corresponding ratio: 「 1.1004797495256504E-6 」

Top events found for the pattern are shown in table 2.141. Visualization of the pattern is shown in figure 2.141



Figure 2.141: Regex visualization for pattern: 141



Event List	
Event	Frequency
protocol/udp	1.0940316259932737E-6
type/A	5.255220678887139E-7
type/NS	2.9983774425552394E-7
type/MX	2.6867181384903575E-7
root/k-root	1.8377152067274048E-7
root/h-root	1.4508277947847933E-7
root/l-root	1.3326121966912174E-7
root/i-root	1.2788778339214102E-7
root/e-root	1.0102060200723745E-7
root/c-root	9.887122749644517E-8
root/d-root	8.70496676870876E-8
root/j-root	7.952685689931459E-8
root/a-root	5.1584988259014865E-8
root/m-root	4.4062177471241865E-8
root/f-root	4.191280296044958E-8

Table 2.142: Top events found for the pattern: 142 (Section 2.142)

### ∴ 2.142 Pattern: 142

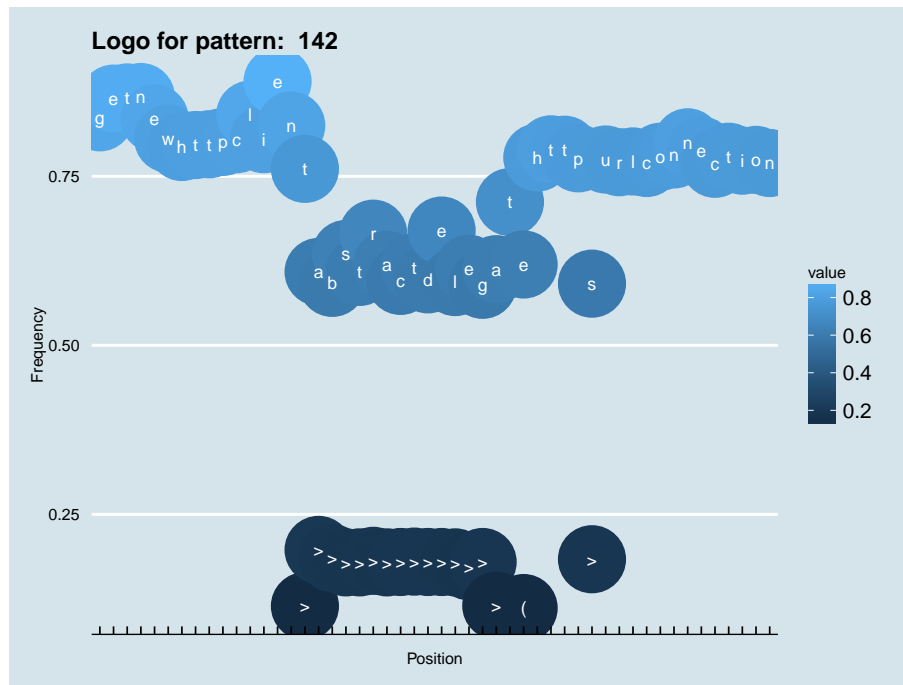
Information for pattern:

```
[g][e][t][n][e][w][h][t]{2}+[p][c][l][i][e][n][t][a][b][s][t][r][a][c][t][d][e][l][e][g][a][t][e][h][t]{2}+[p][s][u][r][l][c][o][n]{2}+[e][c][t][i][o][n]
```

- Records that match the regex: 「 1018 」
- Corresponding ratio: 「 1.0940316259932737E-6 」

Top events found for the pattern are shown in table 2.142. Visualization of the pattern is shown in figure 2.142

Figure 2.142: Regex visualization for pattern: 142





Event List	
Event	Frequency
protocol/udp	1.0918822514824814E-6
type/A	1.0693138191191624E-6
root/k-root	4.621155198203415E-7
root/c-root	1.2251434711516032E-7
root/f-root	1.1176747456119888E-7
root/i-root	8.060154415471074E-8
root/l-root	7.630279513312616E-8
root/a-root	6.877998434535315E-8
root/m-root	5.373436276980715E-8
root/d-root	4.513686472663801E-8
root/h-root	3.2240617661884294E-8
root/j-root	2.6867181384903577E-8
type/AAAA	2.3643119618715147E-8
root/e-root	9.672185298565288E-9
root/g-root	3.224061766188429E-9
protocol/tcp	1.074687255396143E-9

Table 2.143: Top events found for the pattern: 143 (Section 2.143)

**:: 2.143 Pattern: 143**

Information for pattern:

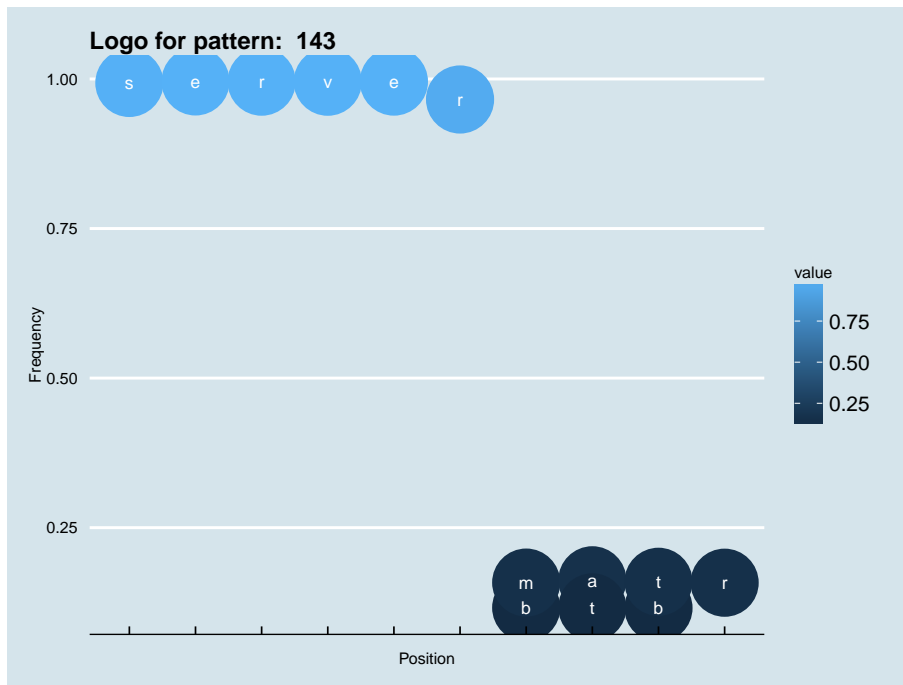
```
.{0,33}+[s][e][r][v][e][r].{0,4}+
```

- ▶ Records that match the regex: [ 1017 ]
- ▶ Corresponding ratio: [ 1.0929569387378775E-6 ]

Top events found for the pattern are shown in table 2.143. Visualization of the pattern is shown in figure 2.143



Figure 2.143: Regex visualization for pattern: 143



Event List	
Event	Frequency
protocol/udp	1.0768366299069353E-6
type/SOA	1.0306250779249013E-6
root/k-root	4.6533958158652995E-7
root/a-root	1.397093432014986E-7
root/j-root	9.887122749644517E-8
root/e-root	6.98546716007493E-8
root/i-root	5.8033111791391723E-8
root/l-root	5.695842453599558E-8
type/A	4.621155198203415E-8
root/m-root	4.513686472663801E-8
root/d-root	4.2987490215845724E-8
root/h-root	4.0838115705053435E-8
root/f-root	3.2240617661884294E-8
root/c-root	2.6867181384903577E-8

Table 2.144: Top events found for the pattern: 144 (Section 2.144)

### :: 2.144 Pattern: 144

Information for pattern:

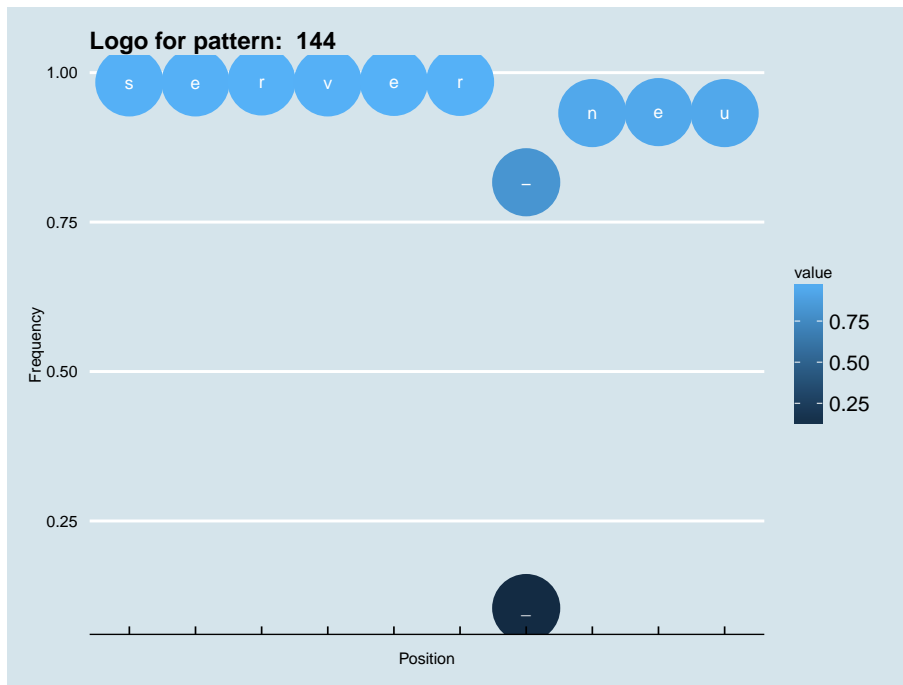
`[s][e][r][v][e][r][-][n][e][u].{0,16}+`

- Records that match the regex: `[ 1002 ]`
- Corresponding ratio: `[ 1.0768366299069353E-6 ]`

Top events found for the pattern are shown in table 2.144. Visualization of the pattern is shown in figure 2.144



Figure 2.144: Regex visualization for pattern: 144



Event List	
Event	Frequency
protocol/udp	1.0564175720544087E-6
type/A	6.523351640254588E-7
type/SOA	3.836633501764231E-7
root/f-root	1.9559308048209804E-7
root/c-root	1.5582965203244075E-7
root/k-root	1.3433590692451788E-7
root/l-root	1.2143965985976416E-7
root/j-root	1.0854341279501045E-7
root/h-root	9.779654024104902E-8
root/a-root	6.877998434535315E-8
root/m-root	5.910779904678787E-8
root/e-root	5.0510301003618724E-8
root/d-root	4.7286239237430294E-8
type/AAAA	3.4389992172676576E-8
root/i-root	2.0419057852526718E-8
protocol/tcp	1.5045621575546003E-8
root/b-root	8.597498043169144E-9
root/g-root	3.224061766188429E-9
type/MX	1.074687255396143E-9

Table 2.145: Top events found for the pattern: 145 (Section 2.145)

### :: 2.145 Pattern: 145

Information for pattern:

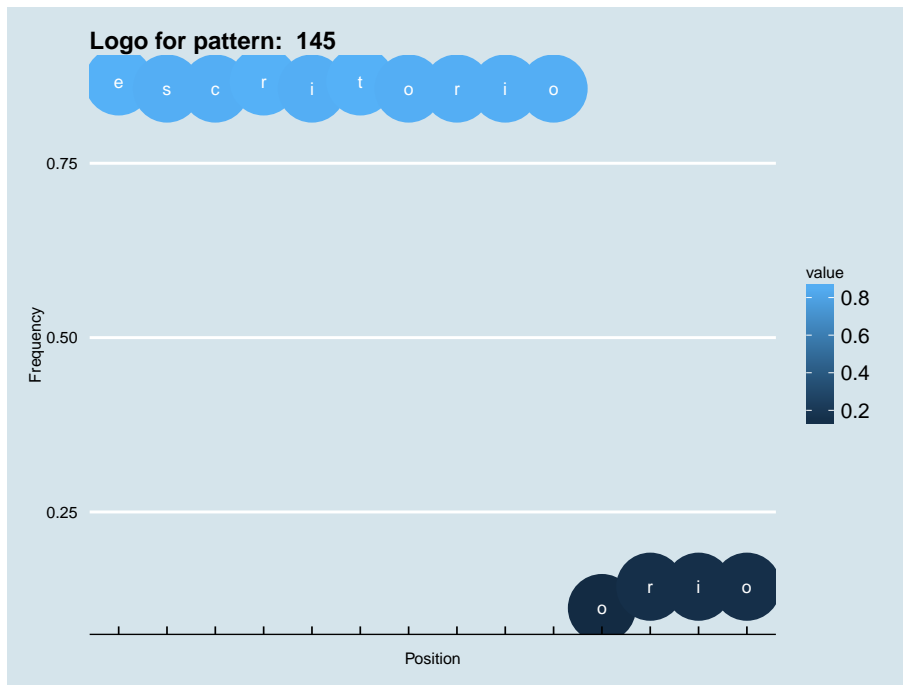
`.?+[e][s][c][r][i][t][o][r][i][o].{0,12}+`

- Records that match the regex: [ 997 ]
- Corresponding ratio: [ 1.0714631936299547E-6 ]

Top events found for the pattern are shown in table 2.145. Visualization of the pattern is shown in figure 2.145



Figure 2.145: Regex visualization for pattern: 145



Event List	
Event	Frequency
protocol/udp	1.043521324989655E-6
type/A	9.521729082809828E-7
root/k-root	1.848462079281366E-7
root/f-root	1.5475496477704461E-7
root/c-root	1.3541059417991404E-7
root/m-root	1.0639403828421816E-7
root/i-root	1.0531935102882202E-7
root/j-root	7.522810787773001E-8
type/AAAA	7.092935885614545E-8
root/a-root	6.877998434535315E-8
root/h-root	6.125717355758016E-8
root/e-root	5.588373728059944E-8
root/l-root	5.1584988259014865E-8
root/d-root	4.0838115705053435E-8
type/MX	2.9016555895695862E-8
root/g-root	1.1821559809357574E-8
protocol/tcp	8.597498043169144E-9

Table 2.146: Top events found for the pattern: 146 (Section 2.146)

### ∴ 2.146 Pattern: 146

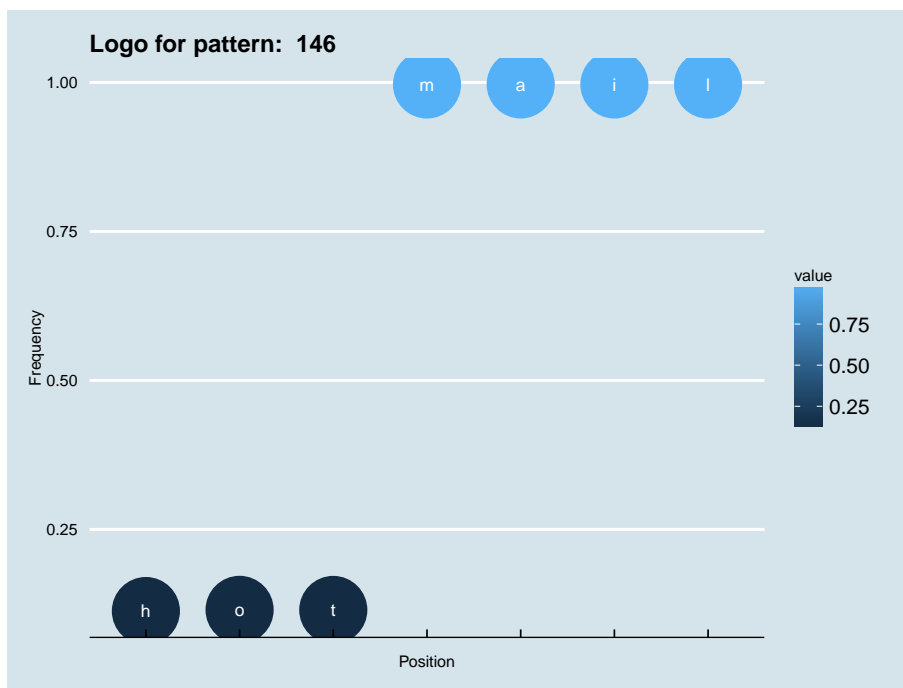
Information for pattern:

`.{0,27}+[m][a][i][l].{0,11}+`

- ▶ Records that match the regex: 「 979 」
- ▶ Corresponding ratio: 「 1.052118823032824E-6 」

Top events found for the pattern are shown in table 2.146. Visualization of the pattern is shown in figure 2.146

Figure 2.146: Regex visualization for pattern: 146



Event List	
Event	Frequency
type/A	9.285297886622676E-7
root/f-root	1.5475496477704461E-7
root/c-root	1.2681309613674488E-7
root/i-root	1.1606622358278345E-7
root/k-root	1.1606622358278345E-7
root/l-root	1.0102060200723745E-7
root/a-root	9.564716573025674E-8
type/AAAA	9.564716573025674E-8
root/j-root	9.134841670867216E-8
root/m-root	7.522810787773001E-8
root/h-root	6.448123532376859E-8
root/e-root	5.373436276980715E-8
protocol/tcp	3.7614053938865006E-8
root/d-root	3.7614053938865006E-8
root/g-root	1.397093432014986E-8
type/MX	1.0746872553961431E-8
type/SOA	6.448123532376858E-9
type/ANY	5.373436276980715E-9
type/NS	2.149374510792286E-9
root/b-root	2.149374510792286E-9

Table 2.147: Top events found for the pattern: 147 (Section 2.147)

∴ 2.147 Pattern: 147

Information for pattern:

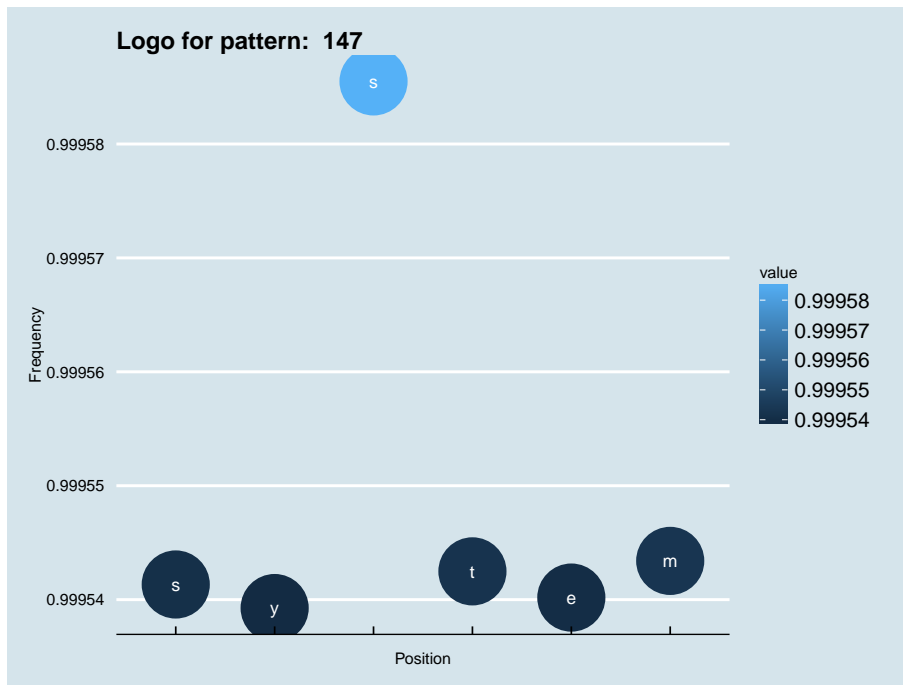
`.{0,20}+[s][y][s][t][e][m].{0,14}+`

- Records that match the regex: [ 976 ]
- Corresponding ratio: [ 1.0488947612666356E-6 ]

Top events found for the pattern are shown in table 2.147. Visualization of the pattern is shown in figure 2.147



Figure 2.147: Regex visualization for pattern: 147





Event List	
Event	Frequency
protocol/udp	1.0402972632234665E-6
type/A	8.844676111910257E-7
root/i-root	1.8592089518353275E-7
type/AAAA	1.4400809222308316E-7
root/c-root	1.3541059417991404E-7
root/k-root	1.2036497260436802E-7
root/f-root	1.074687255396143E-7
root/a-root	1.0102060200723745E-7
root/j-root	9.779654024104902E-8
root/l-root	8.060154415471074E-8
root/m-root	7.522810787773001E-8
root/h-root	5.910779904678787E-8
root/d-root	4.943561374822258E-8
root/e-root	2.794186864029972E-8
type/MX	8.597498043169144E-9
type/ANY	2.149374510792286E-9
type/SRV	2.149374510792286E-9
root/g-root	1.074687255396143E-9
protocol/tcp	1.074687255396143E-9

Table 2.148: Top events found for the pattern: 148 (Section 2.148)

**:: 2.148 Pattern: 148**

Information for pattern:

```
.{0,27}+[>mrs]?+[>aep]?+[dinos]?+[imrv][a][t][e][k
o]?+.{0,21}+
```

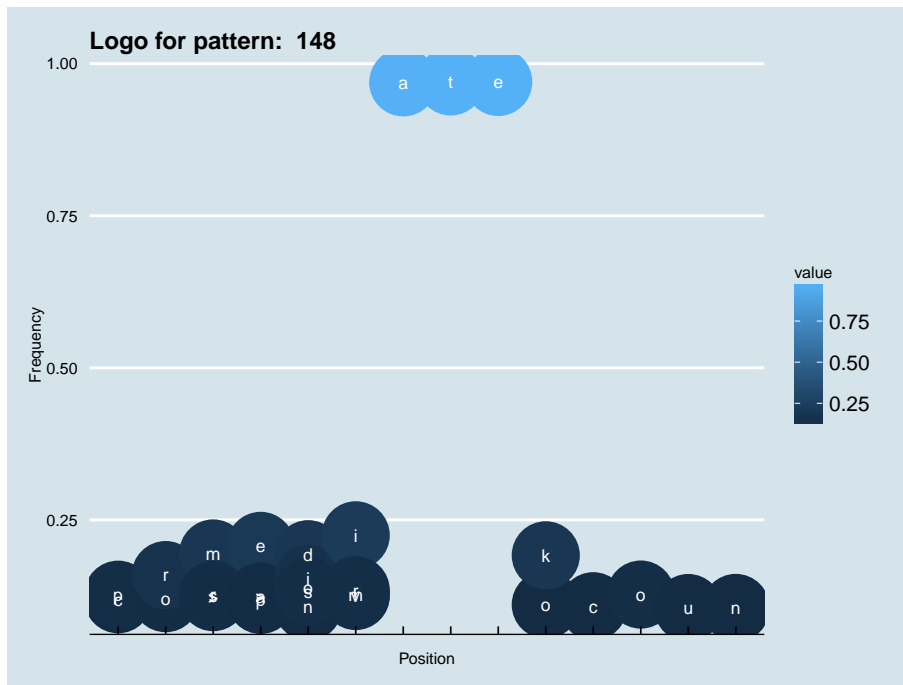
- Records that match the regex: [ 969 ]
- Corresponding ratio: [ 1.0413719504788627E-6 ]

Top events found for the pattern are shown in table 2.148. Visualization of the pattern is shown in figure 2.148





Figure 2.148: Regex visualization for pattern: 148



∴ 2.149 Pattern: 149

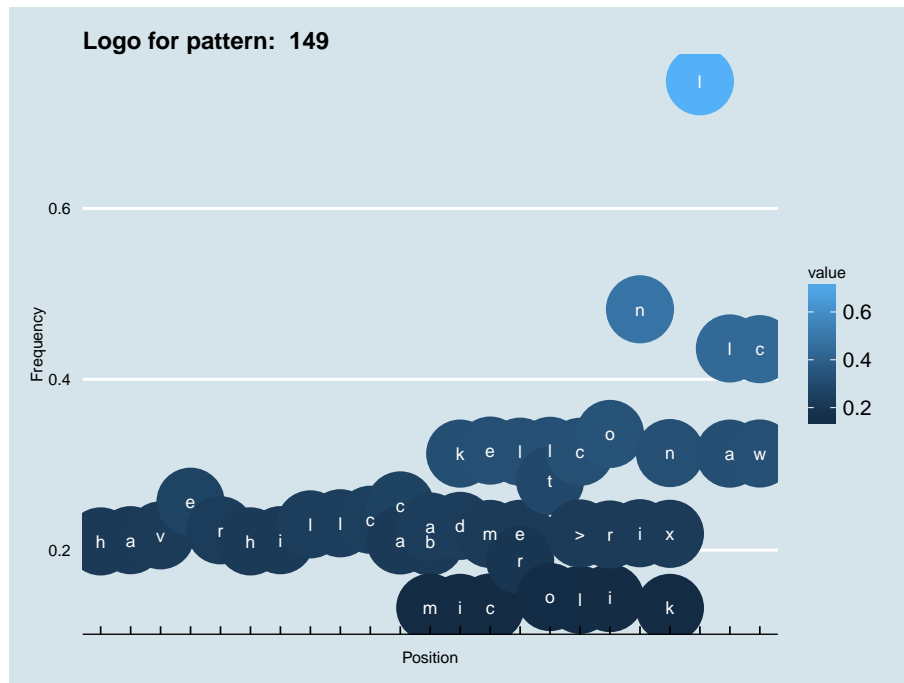
Information for pattern:

```
.{0,10}+[ac]?+[abm]?+[dik]?+[cem]?+[elr]?+[lot]?+[>c1]?+[ior]?+[in]?+[knx]?+[l][a1]?+[cw]?+
```

- Records that match the regex: [ 941 ]
- Corresponding ratio: [ 1.0112807073277706E-6 ]

Top events found for the pattern are shown in table 2.149. Visualization of the pattern is shown in figure 2.149

Figure 2.149: Regex visualization for pattern: 149



Event List	
Event	Frequency
root/c-root	1.601284010540253E-7
root/f-root	1.3648528143531017E-7
root/a-root	1.321865324137256E-7
root/k-root	1.2143965985976416E-7
root/h-root	7.200404611154158E-8
root/m-root	6.770529708995702E-8
root/l-root	6.663060983456087E-8
root/d-root	6.340654806837244E-8
type/AAAA	6.125717355758016E-8
root/j-root	6.125717355758016E-8
root/e-root	5.695842453599558E-8
root/i-root	5.588373728059944E-8
type/SOA	4.191280296044958E-8
type/MX	3.2240617661884294E-8
root/g-root	9.672185298565288E-9
type/ANY	9.672185298565288E-9
root/b-root	7.522810787773001E-9
type/NS	3.224061766188429E-9
protocol/tcp	2.149374510792286E-9
type/CNAME	1.074687255396143E-9

Table 2.149: Top events found for the pattern: 149 (Section 2.149)

⌘ 2.150 Pattern: 150

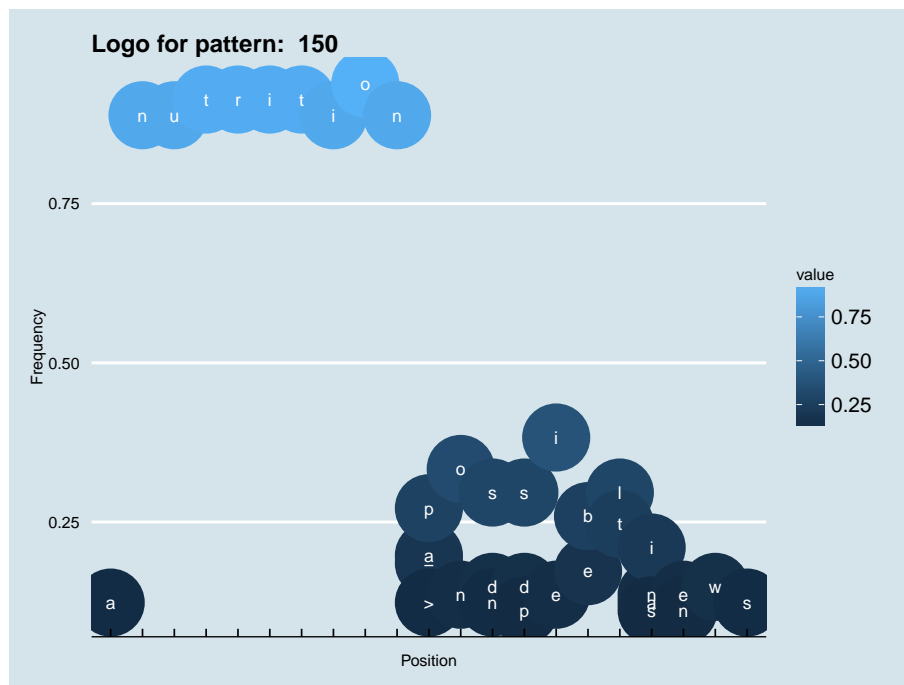
Information for pattern:

```
.{0,3}+[n][u][t][r][i][t][i][o][n][->ap]?+[no]?+[d
ns]?+[dps]?+[ei]?+[be]?+[lt]?+[ains]?+[en]?+[w]?+.
{0,41}+
```

- Records that match the regex: [ 939 ]
- Corresponding ratio: [ 1.0091313328169783E-6 ]

Top events found for the pattern are shown in table 2.150. Visualization of the pattern is shown in figure 2.150

Figure 2.150: Regex visualization for pattern: 150



Event List	
Event	Frequency
protocol/udp	9.53247595536379E-7
type/A	9.521729082809828E-7
root/c-root	1.848462079281366E-7
root/a-root	1.1606622358278345E-7
root/f-root	1.0424466377342588E-7
root/j-root	1.0316997651802973E-7
root/i-root	9.99459147518413E-8
root/k-root	9.349779121946445E-8
root/l-root	7.845216964391844E-8
root/h-root	7.200404611154158E-8
root/m-root	6.663060983456087E-8
protocol/tcp	5.588373728059944E-8
root/e-root	4.4062177471241865E-8
root/d-root	3.6539366683468865E-8
type/MX	3.116593040648815E-8
type/AAAA	1.0746872553961431E-8
type/NS	9.672185298565288E-9
root/b-root	9.672185298565288E-9
type/ANY	5.3734362769807155E-9

Table 2.150: Top events found for the pattern: 150 (Section 2.150)



Event List	
Event	Frequency
protocol/udp type/A	9.500235337701905E-7
root/c-root	9.500235337701905E-7
root/f-root	8.71571364126272E-7
root/k-root	2.5792494129507432E-8
root/e-root	1.8269683341734432E-8
root/a-root	1.1821559809357574E-8
root/j-root	6.448123532376858E-9
root/h-root	6.448123532376858E-9
root/d-root	4.298749021584572E-9
root/i-root	4.298749021584572E-9
	1.074687255396143E-9

Table 2.151: Top events found for the pattern: 151 (Section 2.151)

∴ 2.151 Pattern: 151

Information for pattern:

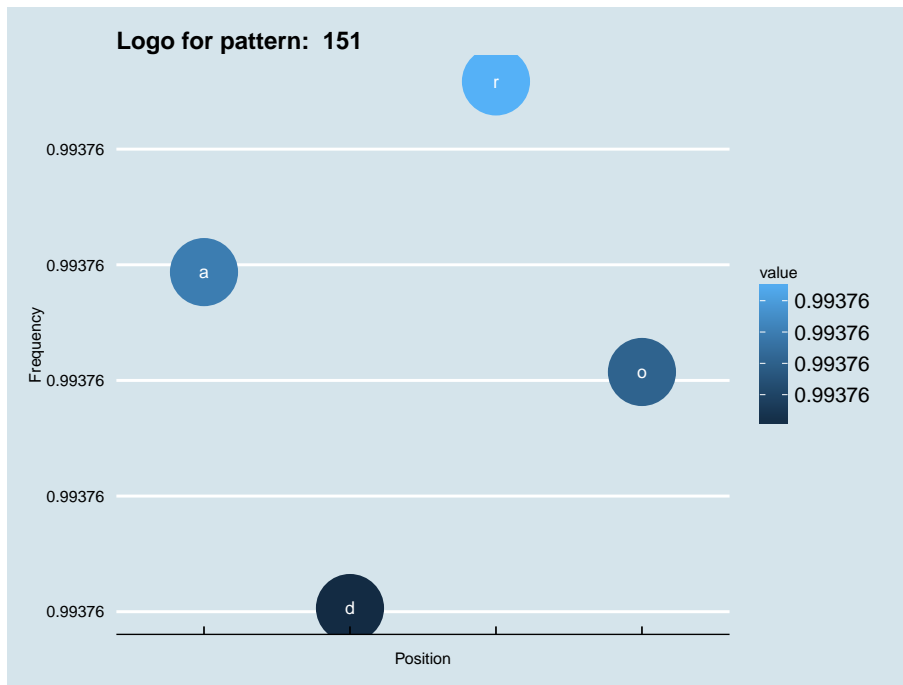
.{0,18}+[a][d][r][o]

- Records that match the regex: [ 884 ]
- Corresponding ratio: [ 9.500235337701905E-7 ]

Top events found for the pattern are shown in table 2.151. Visualization of the pattern is shown in figure 2.151



Figure 2.151: Regex visualization for pattern: 151



Event List	
Event	Frequency
protocol/udp	9.24231039640683E-7
type/A	5.685095581045596E-7
type/MX	3.5464679428072724E-7
root/a-root	1.9774245499289033E-7
root/f-root	1.2251434711516032E-7
root/j-root	1.1284216181659502E-7
root/k-root	9.672185298565287E-8
root/m-root	9.027372945327602E-8
root/l-root	8.060154415471074E-8
root/i-root	6.448123532376859E-8
root/h-root	5.373436276980715E-8
root/c-root	4.7286239237430294E-8
root/d-root	3.5464679428072724E-8
root/e-root	2.2568432363319006E-8
type/ANY	1.074687255396143E-9

Table 2.152: Top events found for the pattern: 152 (Section 2.152)

### :: 2.152 Pattern: 152

Information for pattern:

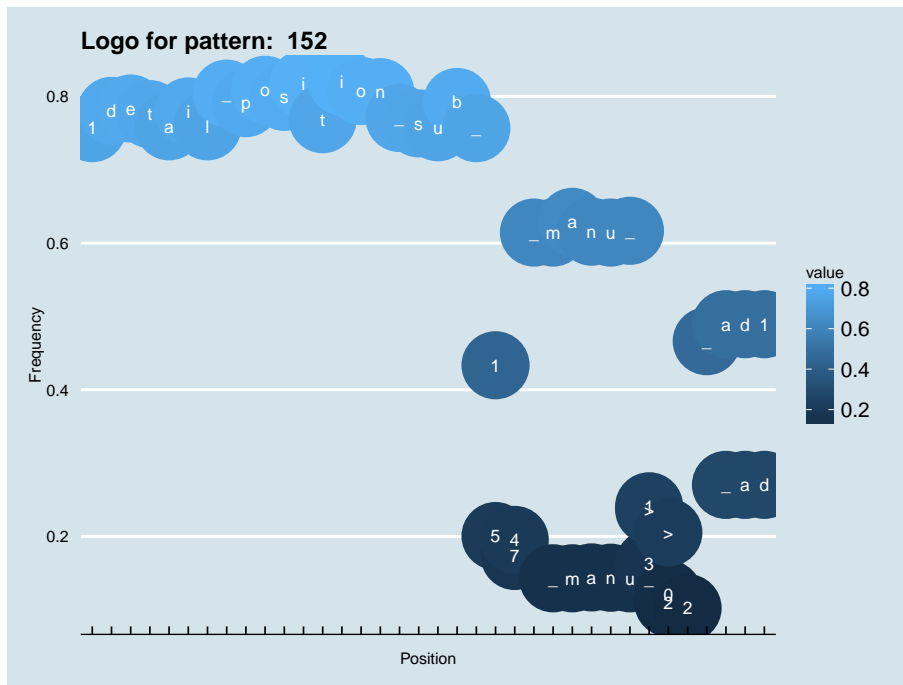
```
[1][d][e][t][a][i][l][_][p][o][s][i][t][i][o][n][_][s][u][b][_][15]?+[47]?+[_][m][a][n][u][_][13>_]?+[02>]?+.[?+[2]?+[_]?+[_a]?+[ad]?+[1d]?+
```

- Records that match the regex: 「 860 」
- Corresponding ratio: 「 9.24231039640683E-7 」

Top events found for the pattern are shown in table 2.152. Visualization of the pattern is shown in figure 2.152



Figure 2.152: Regex visualization for pattern: 152



Event List	
Event	Frequency
protocol/udp	9.09185418065137E-7
type/A	5.02953635525395E-7
type/AAAA	4.0623178253974206E-7
root/i-root	2.5792494129507436E-7
root/k-root	1.9881714224828646E-7
root/c-root	8.49002931762953E-8
root/f-root	7.307873336693773E-8
root/a-root	6.125717355758016E-8
root/m-root	4.943561374822258E-8
root/l-root	4.513686472663801E-8
root/h-root	4.2987490215845724E-8
root/j-root	3.4389992172676576E-8
root/e-root	3.0091243151092006E-8
root/d-root	2.794186864029972E-8
root/g-root	3.224061766188429E-9

Table 2.153: Top events found for the pattern: 153 (Section 2.153)

### ∴ 2.153 Pattern: 153

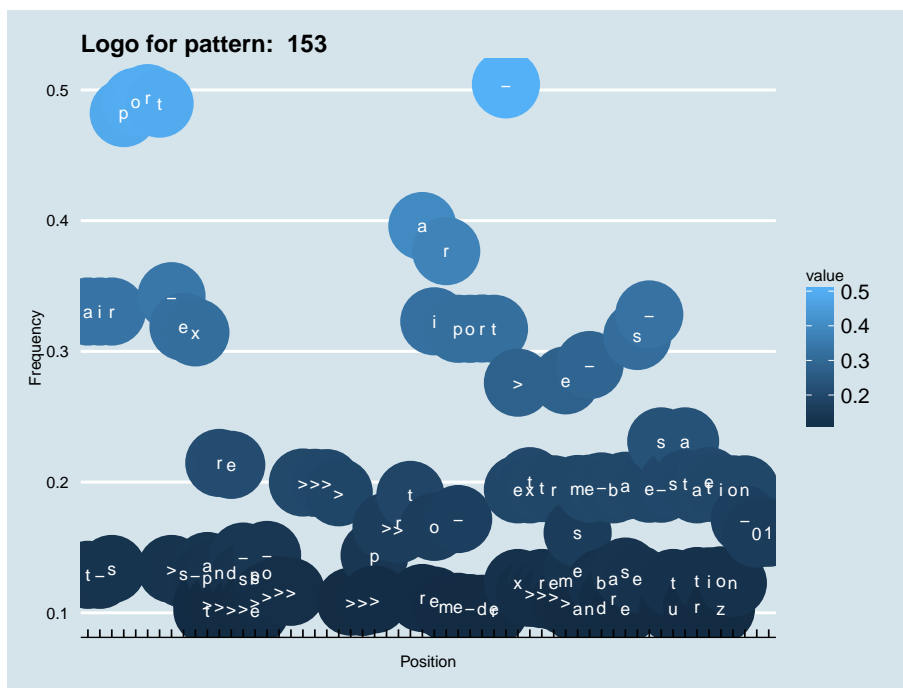
Information for pattern:

```
.{0,28}+[ar]?+[eio]?+[mr]?+[-ep]?+[-o]?+[dr]?+[ert]
]?+[-]>ex]?+>tx]?+>rt]?+>er]?+>em]?+[aems]?+[
-en]?+[-bd]?+[abr]?+[aes]?+[es]?+[-e]?+[-s]?+[stu]
]?+[at]?+[art]?+[eit]?+[ioz]?+.{0,4}+
```

- Records that match the regex: [ 846 ]
- Corresponding ratio: [ 9.09185418065137E-7 ]

Top events found for the pattern are shown in table 2.153. Visualization of the pattern is shown in figure 2.153

Figure 2.153: Regex visualization for pattern: 153





Event List	
Event	Frequency
type/A	9.016626072773641E-7
protocol/udp	9.016626072773641E-7
root/a-root	1.4400809222308316E-7
root/j-root	1.418587177122909E-7
root/k-root	9.887122749644517E-8
root/h-root	9.672185298565287E-8
root/m-root	9.457247847486059E-8
root/i-root	9.24231039640683E-8
root/l-root	9.027372945327602E-8
root/e-root	4.943561374822258E-8
root/f-root	4.7286239237430294E-8
root/c-root	4.621155198203415E-8

Table 2.154: Top events found for the pattern: 154 (Section 2.154)

### :: 2.154 Pattern: 154

Information for pattern:

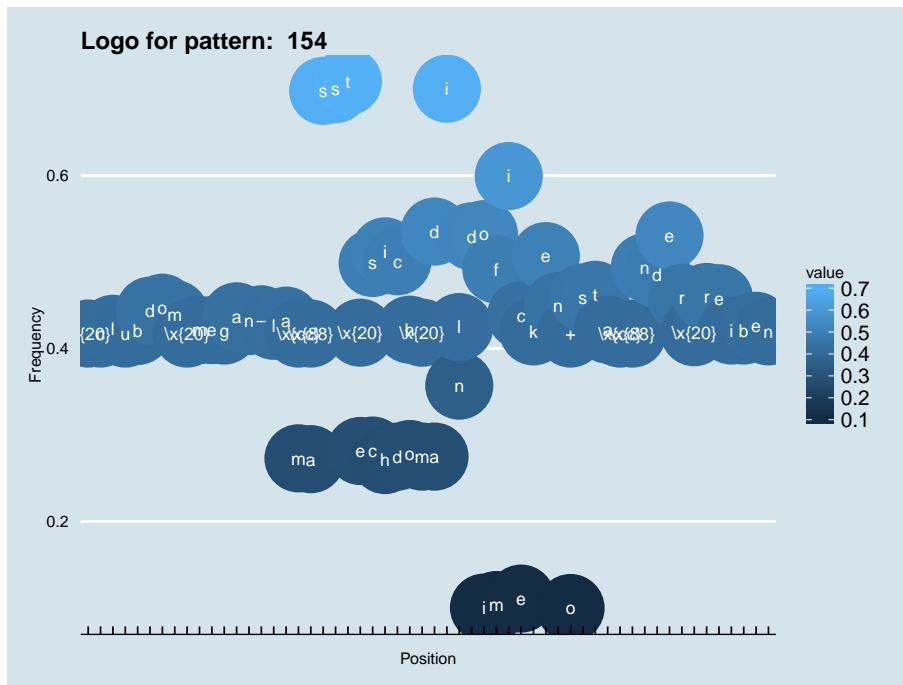
```
.{0,15}+[1]?+[a]?+[m\x{cc}]?+[a\x{88}]?+[s]{2}+[t]
[\x{20}e]?+[cs]?+[i][c][ho]?+[\x{20}m]?+[d][i][ln]
[d][o][fm]?+[i][ce]?+[k]?+[e][n]?+[o]?+[s]?+[t]?+
[a]?+[\x{cc}]?+[\x{88}]?+[n]?+[d]?+[e].{0,8}+
```

- Records that match the regex: 「 839 」
- Corresponding ratio: 「 9.016626072773641E-7 」

Top events found for the pattern are shown in table 2.154. Visualization of the pattern is shown in figure 2.154



Figure 2.154: Regex visualization for pattern: 154





Event List	
Event	Frequency
protocol/udp type/A	8.973638582557794E-7
root/c-root	8.973638582557794E-7
root/k-root	8.661979278492913E-7
root/f-root	1.5045621575546003E-8
root/e-root	9.672185298565288E-9
root/e-root	6.448123532376858E-9

Table 2.155: Top events found for the pattern: 155 (Section 2.155)

### :: 2.155 Pattern: 155

Information for pattern:

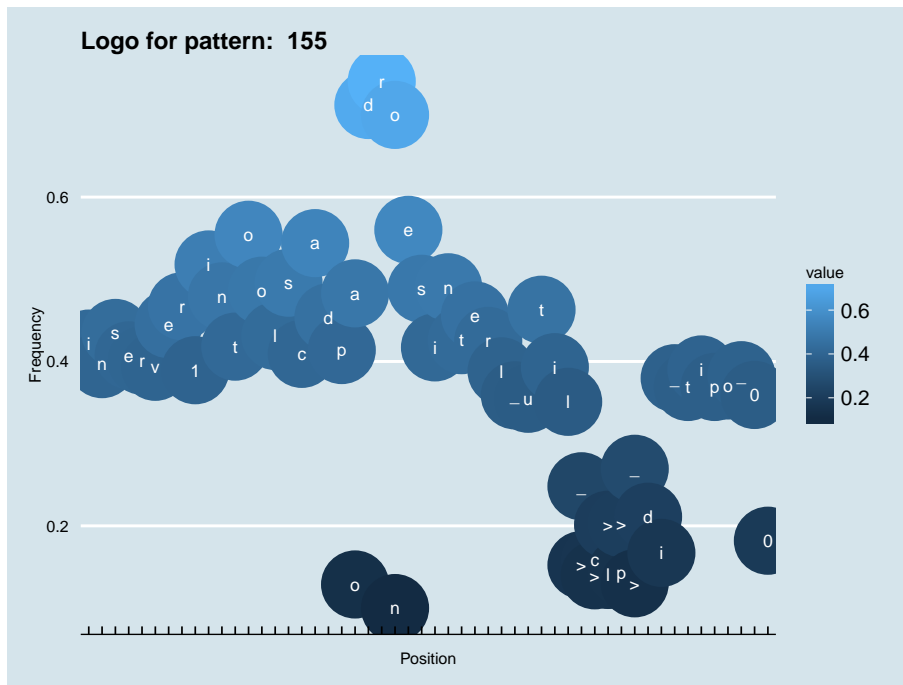
```
.{0,4}+[r]?+[v]?+[e]?+[r]?+[l]?+[i][n]?+[t]?+[o][o]
]?+[l]?+[s]?+[c]?+[a][d]?+[p][ao][d][r][o][e][s]?+
[i]?+[n]?+[t]?+[e]?+[r]?+[l]?+[_]?[u]?+[t]?+[i]?+
.{0,17}+
```

- Records that match the regex: [ 835 ]
- Corresponding ratio: [ 8.973638582557794E-7 ]

Top events found for the pattern are shown in table 2.155. Visualization of the pattern is shown in figure 2.155



Figure 2.155: Regex visualization for pattern: 155



Event List	
Event	Frequency
protocol/udp	8.898410474680064E-7
type/A	4.535180217771724E-7
type/AAAA	4.341736511800418E-7
root/i-root	2.4825275599650907E-7
root/c-root	1.1391684907199116E-7
root/j-root	1.0424466377342588E-7
root/k-root	9.887122749644517E-8
root/f-root	8.49002931762953E-8
root/a-root	6.555592257916472E-8
root/l-root	5.0510301003618724E-8
root/h-root	4.943561374822258E-8
root/m-root	3.3315304917280435E-8
root/d-root	2.2568432363319006E-8
root/e-root	1.6120308830942147E-8
root/g-root	3.224061766188429E-9
type/NS	3.224061766188429E-9
protocol/tcp	1.074687255396143E-9

Table 2.156: Top events found for the pattern: 156 (Section 2.156)

∴ 2.156 Pattern: 156

Information for pattern:

`.{0,42}+[p][r][o].{0,13}+`

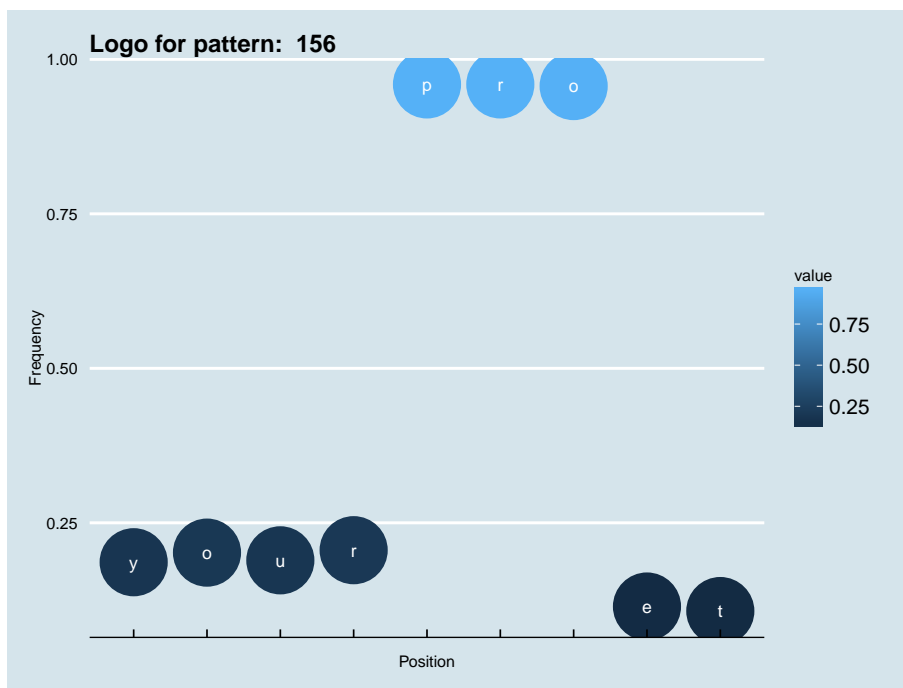
- Records that match the regex: [ 829 ]
- Corresponding ratio: [ 8.909157347234026E-7 ]

Top events found for the pattern are shown in table 2.156. Visualization of the pattern is shown in figure 2.156





Figure 2.156: Regex visualization for pattern: 156





Event List	
Event	Frequency
type/A	8.167623141010688E-7
protocol/udp	8.167623141010688E-7
root/c-root	2.1816151284541704E-7
root/h-root	1.3648528143531017E-7
root/a-root	7.200404611154158E-8
root/k-root	6.340654806837244E-8
root/i-root	5.695842453599558E-8
root/m-root	5.4809050025203294E-8
root/l-root	5.4809050025203294E-8
root/e-root	4.8360926492826435E-8
root/f-root	4.7286239237430294E-8
root/j-root	4.0838115705053435E-8
root/d-root	2.3643119618715147E-8

Table 2.157: Top events found for the pattern: 157 (Section 2.157)

∴ 2.157 Pattern: 157

Information for pattern:

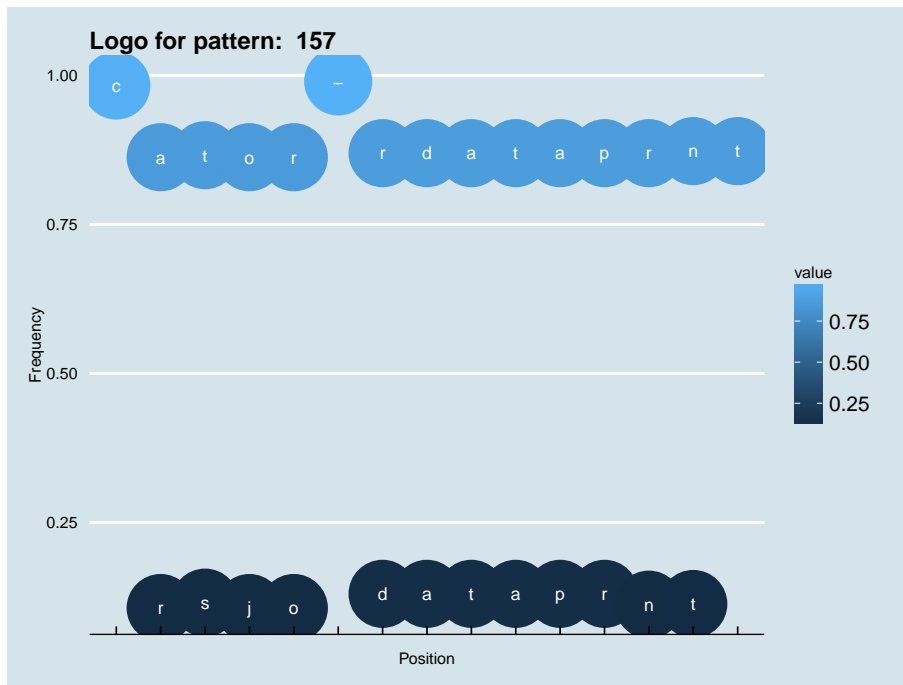
[c][a][t][o][r][-][r][d][a][t][a][p][r][n][t]

- Records that match the regex: [ 760 ]
- Corresponding ratio: [ 8.167623141010688E-7 ]

Top events found for the pattern are shown in table 2.157. Visualization of the pattern is shown in figure 2.157



Figure 2.157: Regex visualization for pattern: 157



Event List	
Event	Frequency
type/A	7.855963836945806E-7
protocol/udp	7.855963836945806E-7
root/k-root	1.2358903437055645E-7
root/m-root	1.171409108381796E-7
root/f-root	1.1606622358278345E-7
root/c-root	1.0961810005040659E-7
root/j-root	7.952685689931459E-8
root/l-root	6.018248630218401E-8
root/i-root	5.8033111791391723E-8
root/a-root	5.265967551441101E-8
root/h-root	3.2240617661884294E-8
root/e-root	2.1493745107922862E-8
root/d-root	9.672185298565288E-9
root/g-root	5.3734362769807155E-9

Table 2.158: Top events found for the pattern: 158 (Section 2.158)

### :: 2.158 Pattern: 158

Information for pattern:

```
[o]?+[m]?+[/][s][e][a][r][c][h][?][>q]?+[=]?+[u]?+
[r]?+[c]?+[e]?+[i]?+[d]?+[=>]?+[i]?+[e]?+[>]?+[&>]
?+[>qr]?+[=>]?+[>]{0,2}+. {0,24}+[an]?+[&][r][l][s]
[=][c][o][m]
```

- Records that match the regex: 「 731 」
- Corresponding ratio: 「 7.855963836945806E-7 」

Top events found for the pattern are shown in table 2.158. Visualization of the pattern is shown in figure 2.158





Event List	
Event	Frequency
protocol/udp	7.791482601622038E-7
type/A	5.308955041656946E-7
type/AAAA	2.471780687411129E-7
root/i-root	1.8377152067274048E-7
root/f-root	1.472321539892716E-7
root/c-root	1.2896247064753718E-7
root/k-root	1.020952892626336E-7
root/m-root	6.018248630218401E-8
root/a-root	4.191280296044958E-8
root/j-root	3.6539366683468865E-8
root/h-root	2.9016555895695862E-8
root/l-root	2.3643119618715147E-8
root/e-root	1.397093432014986E-8
root/d-root	9.672185298565288E-9
root/g-root	3.224061766188429E-9
type/ANY	2.149374510792286E-9
protocol/tcp	1.074687255396143E-9

Table 2.159: Top events found for the pattern: 159 (Section 2.159)

### ∴ 2.159 Pattern: 159

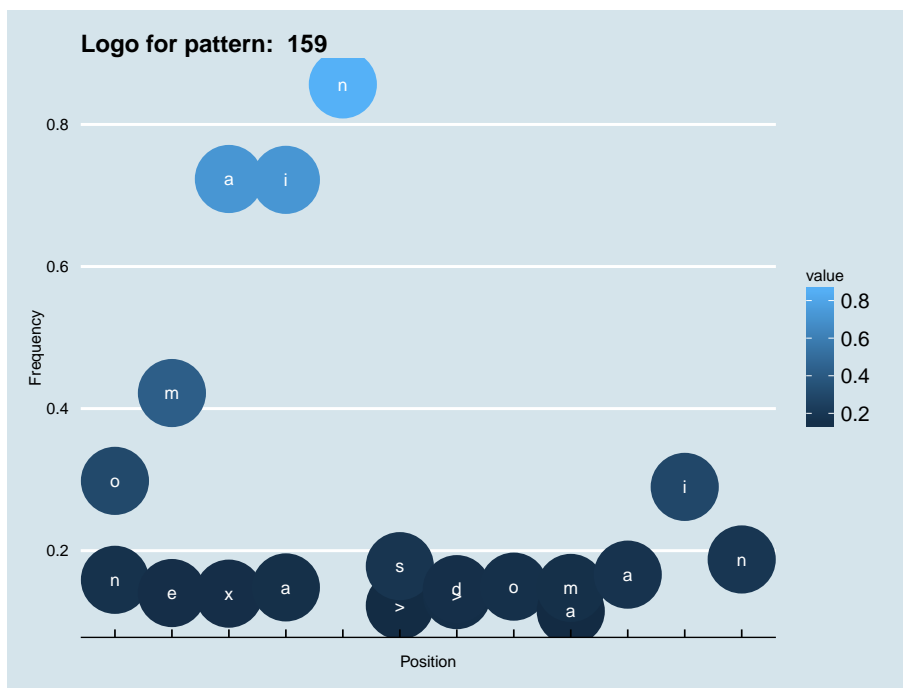
Information for pattern:

`.{0,37}+[no]?+[em]?+[a][i][n].{0,18}+`

- Records that match the regex: [ 726 ]
- Corresponding ratio: [ 7.802229474175998E-7 ]

Top events found for the pattern are shown in table 2.159. Visualization of the pattern is shown in figure 2.159

Figure 2.159: Regex visualization for pattern: 159



Event List	
Event	Frequency
protocol/udp	7.458329552449233E-7
type/A	5.158498825901487E-7
type/NS	1.6765121184179833E-7
root/f-root	1.3541059417991404E-7
root/k-root	1.171409108381796E-7
root/i-root	9.779654024104902E-8
root/c-root	9.457247847486059E-8
root/m-root	7.630279513312616E-8
root/l-root	6.877998434535315E-8
root/j-root	6.555592257916472E-8
type/AAAA	5.910779904678787E-8
root/a-root	5.0510301003618724E-8
root/h-root	2.6867181384903577E-8
root/g-root	5.3734362769807155E-9
root/e-root	4.298749021584572E-9
root/d-root	4.298749021584572E-9
type/MX	4.298749021584572E-9
protocol/tcp	1.074687255396143E-9

Table 2.160: Top events found for the pattern: 160 (Section 2.160)

### :: 2.160 Pattern: 160

Information for pattern:

`.{0,17}+[s]?+[d][o][m][a][i][n].{0,34}+`

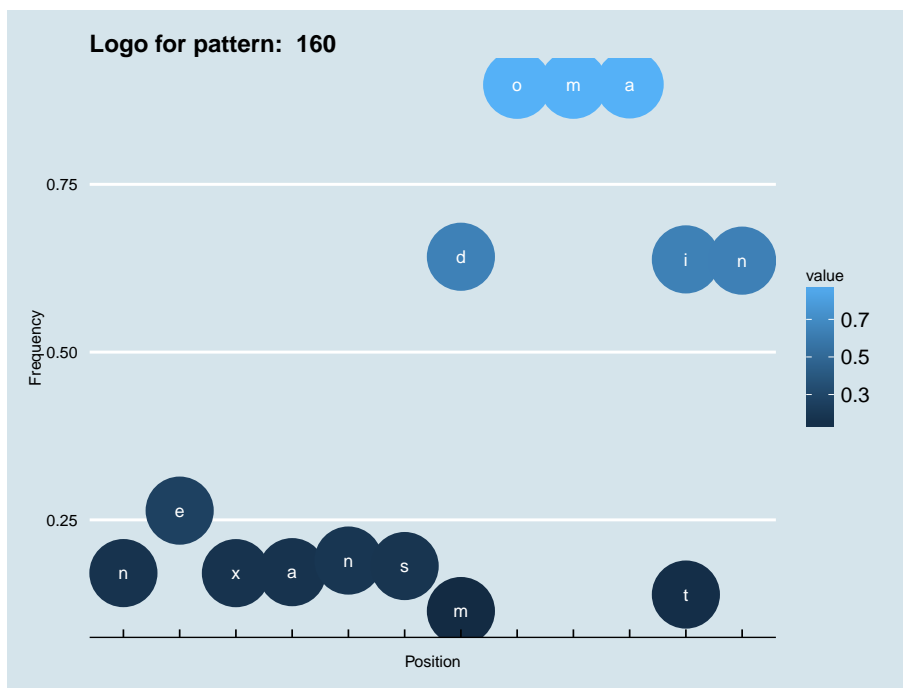
- Records that match the regex: 「 695 」
- Corresponding ratio: 「 7.469076425003195E-7 」

Top events found for the pattern are shown in table 2.160. Visualization of the pattern is shown in figure 2.160





Figure 2.160: Regex visualization for pattern: 160



Event List	
Event	Frequency
protocol/udp	7.297126464139811E-7
type/AAAA	5.835551796801057E-7
root/i-root	1.998918295036826E-7
type/A	1.4615746673387546E-7
root/c-root	1.246637216259526E-7
root/d-root	6.877998434535315E-8
root/f-root	6.555592257916472E-8
root/k-root	6.018248630218401E-8
root/l-root	5.1584988259014865E-8
root/j-root	4.4062177471241865E-8
root/a-root	4.2987490215845724E-8
root/m-root	3.2240617661884294E-8
root/h-root	2.6867181384903577E-8
root/e-root	1.1821559809357574E-8
root/g-root	1.074687255396143E-9

Table 2.161: Top events found for the pattern: 161 (Section 2.161)

### :: 2.161 Pattern: 161

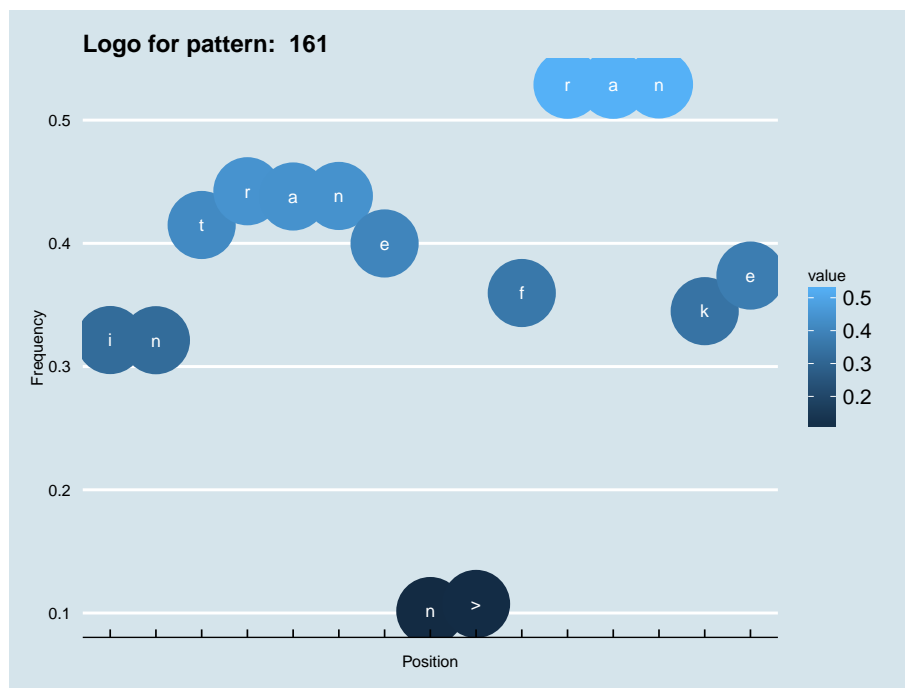
Information for pattern:

`.{0,43}+[f]?+[r][a][n][k]?+[e]?+.{0,5}+`

- Records that match the regex: 「 679 」
- Corresponding ratio: 「 7.297126464139811E-7 」

Top events found for the pattern are shown in table 2.161. Visualization of the pattern is shown in figure 2.161

Figure 2.161: Regex visualization for pattern: 161



Event List	
Event	Frequency
protocol/udp	6.888745307089277E-7
type/A	6.362148551945167E-7
root/f-root	1.1284216181659502E-7
root/c-root	7.845216964391844E-8
root/j-root	7.415342062233388E-8
root/l-root	7.200404611154158E-8
type/AAAA	7.092935885614545E-8
root/i-root	6.770529708995702E-8
root/k-root	6.770529708995702E-8
root/a-root	6.555592257916472E-8
root/m-root	5.588373728059944E-8
root/h-root	4.7286239237430294E-8
root/e-root	4.2987490215845724E-8
protocol/tcp	3.7614053938865006E-8
root/d-root	3.116593040648815E-8
type/MX	1.0746872553961431E-8
root/g-root	9.672185298565288E-9
type/SOA	6.448123532376858E-9
type/ANY	2.149374510792286E-9
root/b-root	1.074687255396143E-9

Table 2.162: Top events found for the pattern: 162 (Section 2.162)

### :: 2.162 Pattern: 162

Information for pattern:

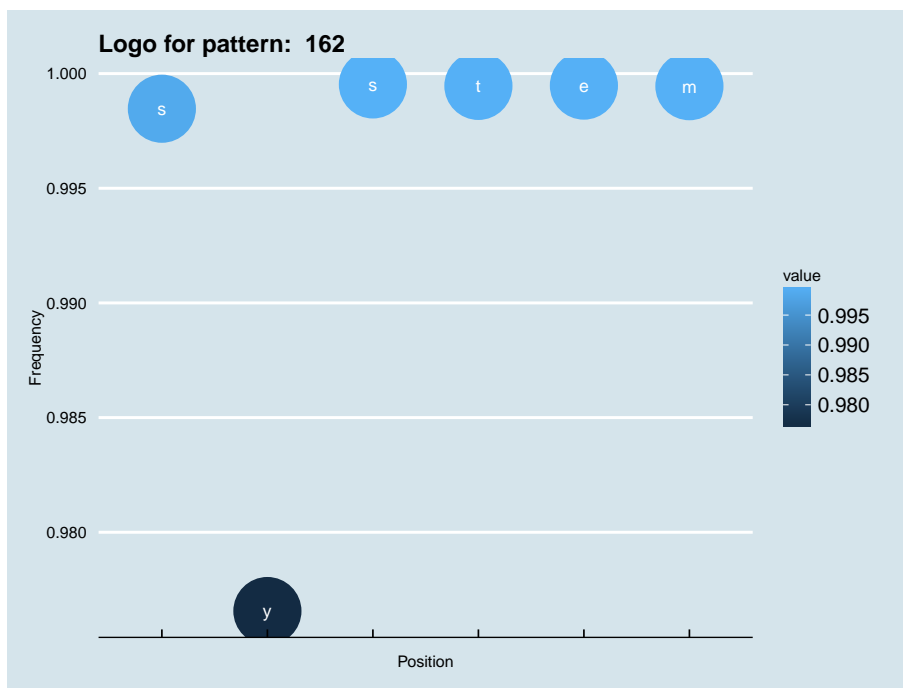
`.{0,23}+[s][y][s][t][e][m].{0,24}+`

- Records that match the regex: 「 676 」
- Corresponding ratio: 「 7.264885846477927E-7 」

Top events found for the pattern are shown in table 2.162. Visualization of the pattern is shown in figure 2.162



Figure 2.162: Regex visualization for pattern: 162



Event List	
Event	Frequency
protocol/udp	7.221898356262082E-7
type/SPF	6.329907934283282E-7
root/k-root	2.0848932754685175E-7
root/i-root	2.020412040144749E-7
root/f-root	1.020952892626336E-7
type/MX	8.919904219787988E-8
root/a-root	5.8033111791391723E-8
root/m-root	3.0091243151092006E-8
root/c-root	2.9016555895695862E-8
root/j-root	2.794186864029972E-8
root/h-root	2.1493745107922862E-8
root/l-root	1.5045621575546003E-8
root/e-root	1.397093432014986E-8
root/d-root	6.448123532376858E-9
root/g-root	4.298749021584572E-9
root/b-root	3.224061766188429E-9

Table 2.163: Top events found for the pattern: 163 (Section 2.163)

### :: 2.163 Pattern: 163

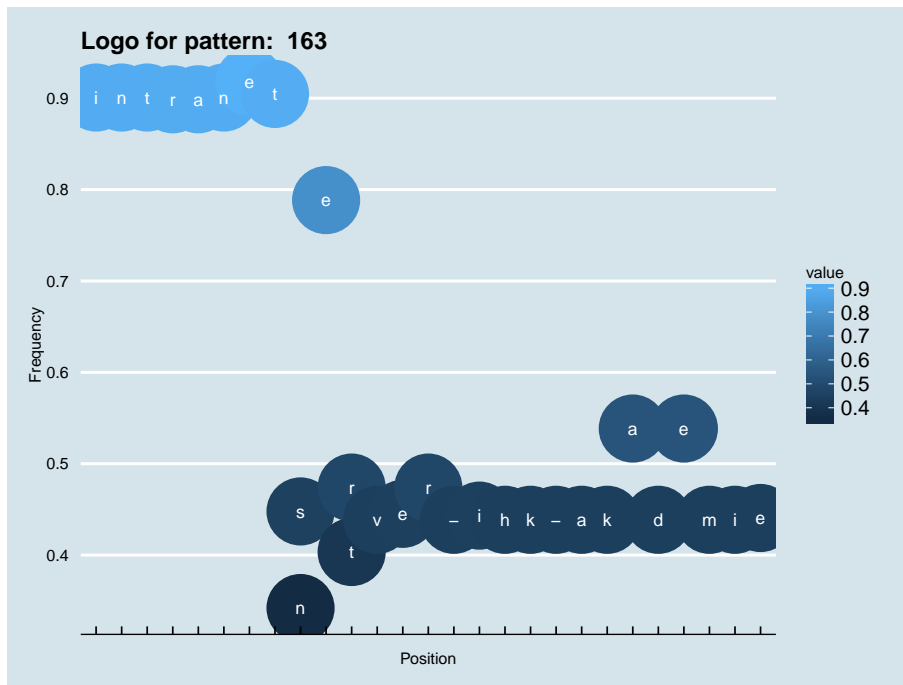
Information for pattern:

```
[i][n][t][r][a][n][e][t][ns][e][rt][v]?+[e]?+[r]?+
[-]?+[i]?+[h]?+[k]?+[-]?+[a]?+[k]?+[a][d]?+[e][m]?
+.{0,11}+
```

- Records that match the regex: [ 672 ]
- Corresponding ratio: [ 7.221898356262082E-7 ]

Top events found for the pattern are shown in table 2.163. Visualization of the pattern is shown in figure 2.163

Figure 2.163: Regex visualization for pattern: 163



Event List	
Event	Frequency
protocol/udp	7.221898356262082E-7
type/SPF	6.329907934283282E-7
root/k-root	2.0848932754685175E-7
root/i-root	2.020412040144749E-7
root/f-root	1.020952892626336E-7
type/MX	8.919904219787988E-8
root/a-root	5.8033111791391723E-8
root/m-root	3.0091243151092006E-8
root/c-root	2.9016555895695862E-8
root/j-root	2.794186864029972E-8
root/h-root	2.1493745107922862E-8
root/l-root	1.5045621575546003E-8
root/e-root	1.397093432014986E-8
root/d-root	6.448123532376858E-9
root/g-root	4.298749021584572E-9
root/b-root	3.224061766188429E-9

Table 2.164: Top events found for the pattern: 164 (Section 2.164)

### :: 2.164 Pattern: 164

Information for pattern:

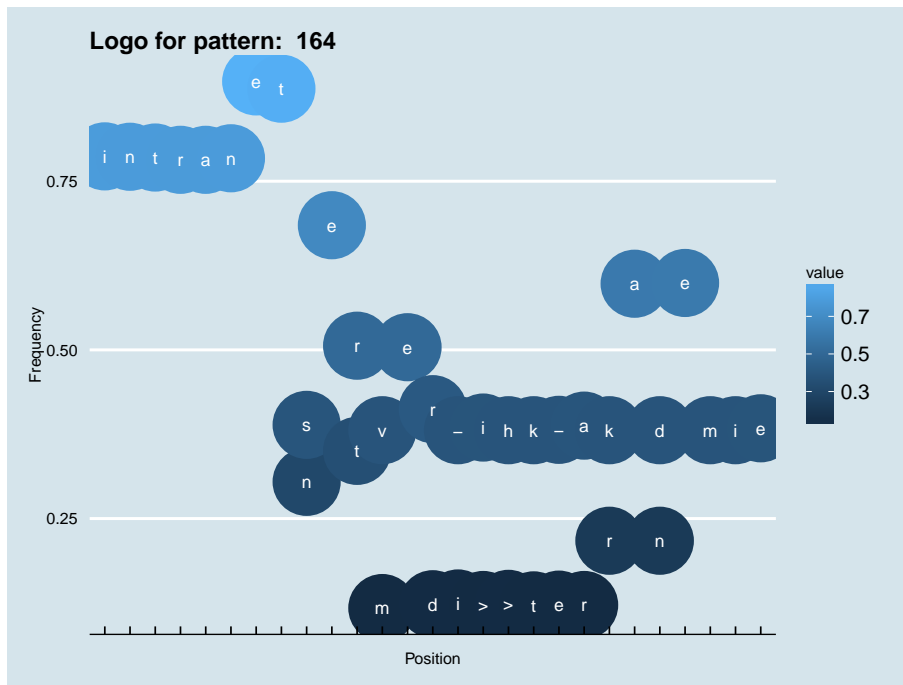
```
[i][n][t][r][a][n][e][t][ns][e][r][mv]?+[e][dr]?+[-i]?+[>i]?+[>h]?+[kt]?+[-e]?+[ar]?+[kr]?+[a][dn]?+[e][m]?+[i]?+.{0,10}+
```

- Records that match the regex: [ 672 ]
- Corresponding ratio: [ 7.221898356262082E-7 ]

Top events found for the pattern are shown in table 2.164. Visualization of the pattern is shown in figure 2.164



Figure 2.164: Regex visualization for pattern: 164





Event List	
Event	Frequency
protocol/udp	7.221898356262082E-7
type/A	7.028454650290776E-7
root/j-root	1.5797902654323304E-7
root/f-root	1.1606622358278345E-7
root/l-root	8.275091866550302E-8
root/i-root	7.845216964391844E-8
root/c-root	6.770529708995702E-8
root/a-root	4.513686472663801E-8
root/h-root	4.513686472663801E-8
root/k-root	4.4062177471241865E-8
root/m-root	4.2987490215845724E-8
root/d-root	2.6867181384903577E-8
type/AAAA	1.1821559809357574E-8
root/e-root	8.597498043169144E-9
type/MX	5.3734362769807155E-9
root/b-root	4.298749021584572E-9
root/g-root	2.149374510792286E-9
type/DS	2.149374510792286E-9

Table 2.165: Top events found for the pattern: 165 (Section 2.165)

## :: 2.165 Pattern: 165

Information for pattern:

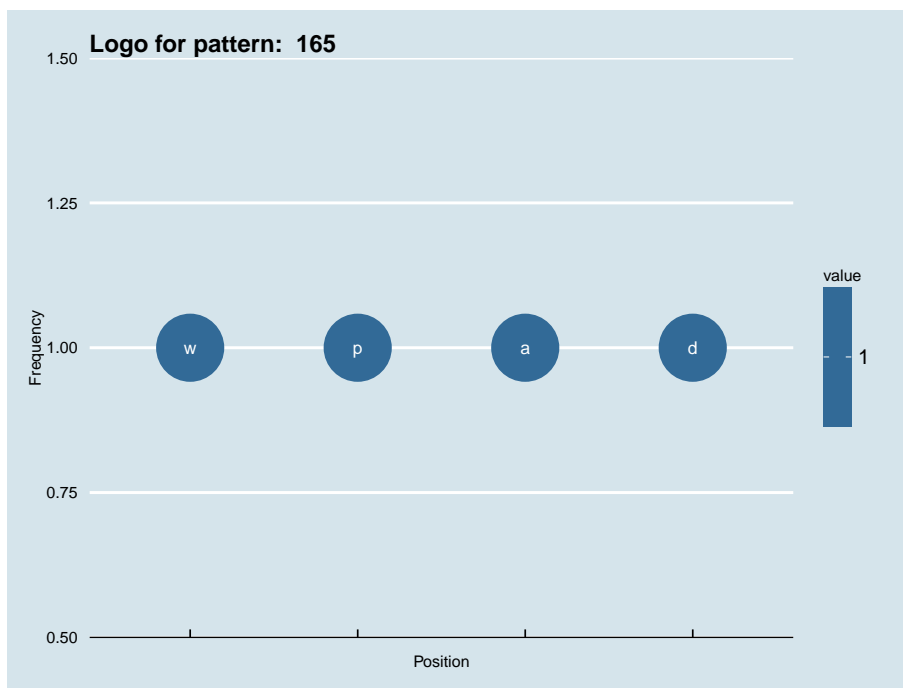
`.{0,2}+[w][p][a][d].{0,4}+`

- Records that match the regex: 「 672 」
- Corresponding ratio: 「 7.221898356262082E-7 」

Top events found for the pattern are shown in table 2.165. Visualization of the pattern is shown in figure 2.165



Figure 2.165: Regex visualization for pattern: 165



Event List	
Event	Frequency
protocol/udp	7.221898356262082E-7
type/SPF	6.329907934283282E-7
root/k-root	2.0848932754685175E-7
root/i-root	2.020412040144749E-7
root/f-root	1.020952892626336E-7
type/MX	8.919904219787988E-8
root/a-root	5.8033111791391723E-8
root/m-root	3.0091243151092006E-8
root/c-root	2.9016555895695862E-8
root/j-root	2.794186864029972E-8
root/h-root	2.1493745107922862E-8
root/l-root	1.5045621575546003E-8
root/e-root	1.397093432014986E-8
root/d-root	6.448123532376858E-9
root/g-root	4.298749021584572E-9
root/b-root	3.224061766188429E-9

Table 2.166: Top events found for the pattern: 166 (Section 2.166)

### :: 2.166 Pattern: 166

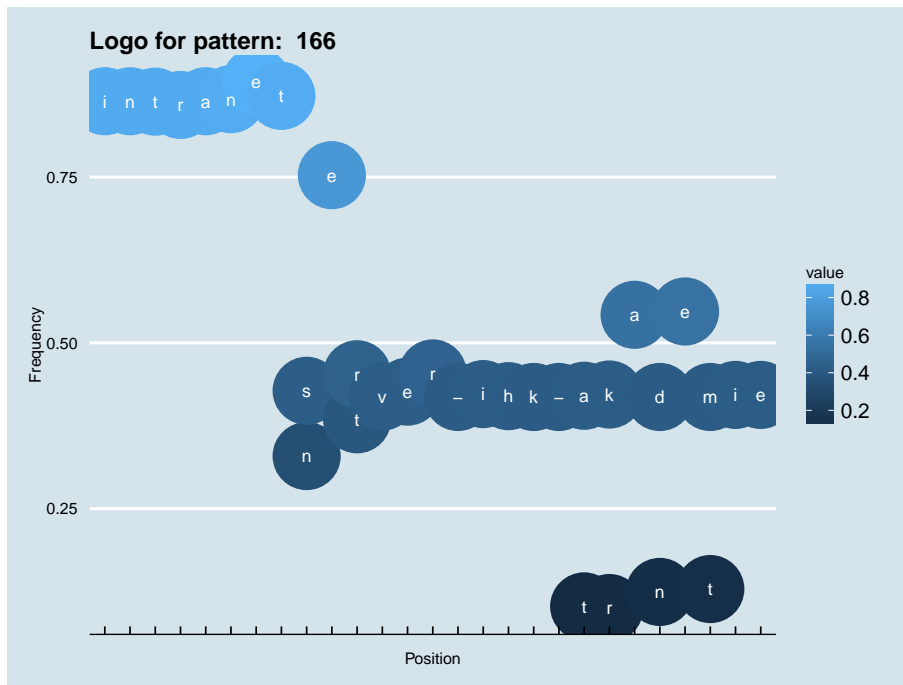
Information for pattern:

```
[i][n][t][r][a][n][e][t][ns][e][rt][v]?+[e]?+[r]?+
[-]?+[i]?+[h]?+[k]?+[-]?+[at]?+[kr]?+[a][dn]?+[e][
mt]?+.{0,11}+
```

- Records that match the regex: [ 672 ]
- Corresponding ratio: [ 7.221898356262082E-7 ]

Top events found for the pattern are shown in table 2.166. Visualization of the pattern is shown in figure 2.166

Figure 2.166: Regex visualization for pattern: 166



Event List	
Event	Frequency
protocol/udp	7.221898356262082E-7
type/SPF	6.329907934283282E-7
root/k-root	2.0848932754685175E-7
root/i-root	2.020412040144749E-7
root/f-root	1.020952892626336E-7
type/MX	8.919904219787988E-8
root/a-root	5.8033111791391723E-8
root/m-root	3.0091243151092006E-8
root/c-root	2.9016555895695862E-8
root/j-root	2.794186864029972E-8
root/h-root	2.1493745107922862E-8
root/l-root	1.5045621575546003E-8
root/e-root	1.397093432014986E-8
root/d-root	6.448123532376858E-9
root/g-root	4.298749021584572E-9
root/b-root	3.224061766188429E-9

Table 2.167: Top events found for the pattern: 167 (Section 2.167)

### :: 2.167 Pattern: 167

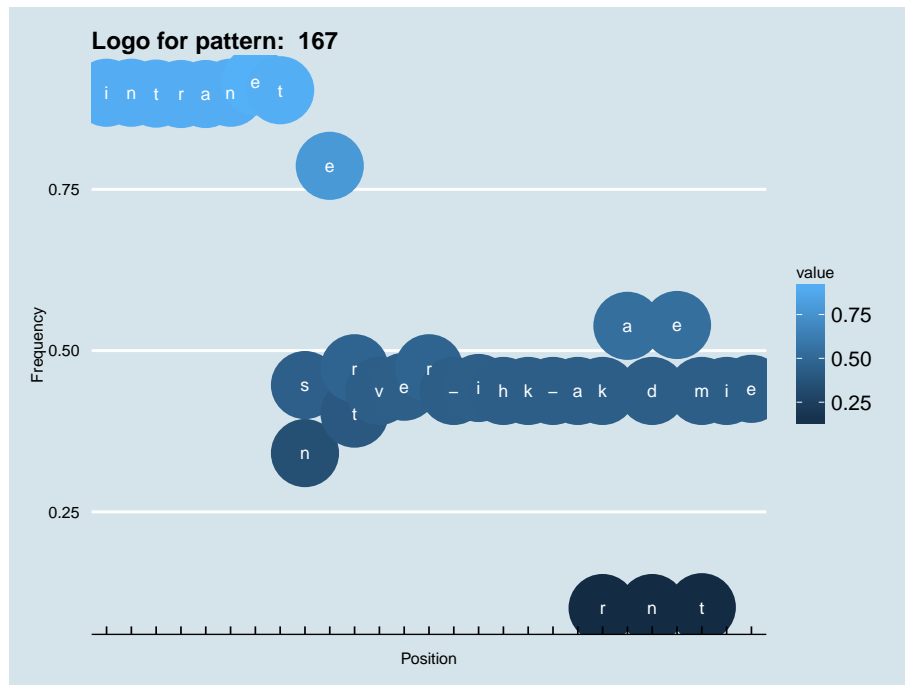
Information for pattern:

```
[i][n][t][r][a][n][e][t][ns][e][rt][v]?+[e]?+[r]?+
[-]?+[i]?+[h]?+[k]?+[-]?+[a]?+[kr]?+[a][dn]?+[e][m
t]?+.{0,11}+
```

- Records that match the regex: [ 672 ]
- Corresponding ratio: [ 7.221898356262082E-7 ]

Top events found for the pattern are shown in table 2.167. Visualization of the pattern is shown in figure 2.167

Figure 2.167: Regex visualization for pattern: 167



Event List	
Event	Frequency
protocol/udp	7.049948395398698E-7
type/A	6.770529708995702E-7
root/i-root	1.5797902654323304E-7
root/f-root	1.3863465594610247E-7
root/k-root	6.877998434535315E-8
root/m-root	5.695842453599558E-8
root/j-root	5.695842453599558E-8
root/c-root	5.373436276980715E-8
root/a-root	4.2987490215845724E-8
root/l-root	4.0838115705053435E-8
root/h-root	3.4389992172676576E-8
root/e-root	3.0091243151092006E-8
type/AAAA	2.6867181384903577E-8
root/d-root	1.8269683341734432E-8
root/b-root	6.448123532376858E-9
type/MX	4.298749021584572E-9
protocol/tcp	3.224061766188429E-9
root/g-root	2.149374510792286E-9

Table 2.168: Top events found for the pattern: 168 (Section 2.168)

### :: 2.168 Pattern: 168

Information for pattern:

```
.{0,7}+[m]?+[-]?+[m]?+[s]?+[ds]?+.{0,4}+[>it]?+[cl]?+[>a]?+[m][s][d].?+
```

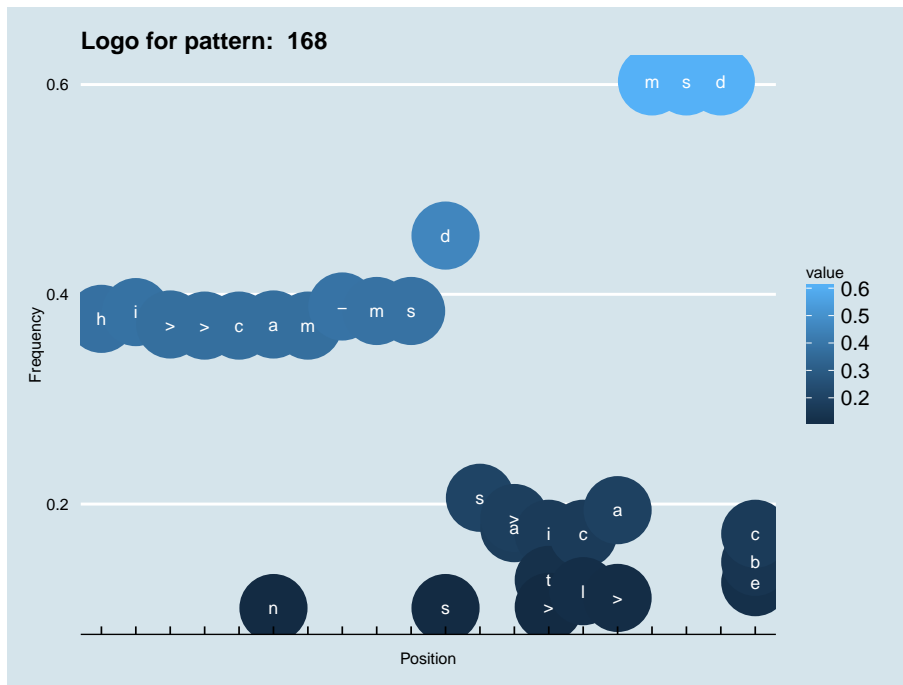
- Records that match the regex: 「 659 」
- Corresponding ratio: 「 7.082189013060583E-7 」

Top events found for the pattern are shown in table 2.168. Visualization of the pattern is shown in figure 2.168





Figure 2.168: Regex visualization for pattern: 168



Event List	
Event	Frequency
type/A	6.38364229705309E-7
protocol/udp	6.093476738096131E-7
root/c-root	1.0961810005040659E-7
protocol/tcp	9.672185298565287E-8
root/j-root	8.597498043169145E-8
root/f-root	8.167623141010687E-8
root/i-root	7.845216964391844E-8
root/a-root	7.845216964391844E-8
root/k-root	7.737748238852231E-8
type/AAAA	5.8033111791391723E-8
root/m-root	5.588373728059944E-8
root/h-root	5.0510301003618724E-8
root/l-root	5.0510301003618724E-8
root/e-root	2.1493745107922862E-8
root/d-root	1.0746872553961431E-8
type/MX	9.672185298565288E-9
root/g-root	4.298749021584572E-9
root/b-root	1.074687255396143E-9

Table 2.169: Top events found for the pattern: 169 (Section 2.169)

## :: 2.169 Pattern: 169

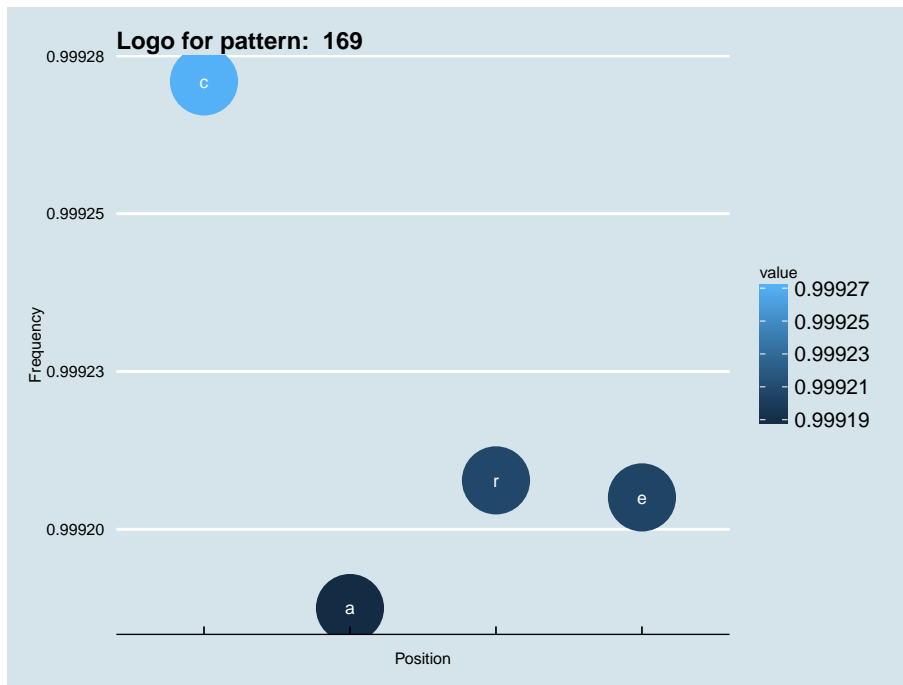
Information for pattern:

`.{0,20}+[c][a][r][e].{0,19}+`

- Records that match the regex: 「 657 」
- Corresponding ratio: 「 7.06069526795266E-7 」

Top events found for the pattern are shown in table 2.169. Visualization of the pattern is shown in figure 2.169

Figure 2.169: Regex visualization for pattern: 169



Event List	
Event	Frequency
protocol/udp	6.953226542413046E-7
type/A	6.792023454103624E-7
root/f-root	2.5577556678428203E-7
root/j-root	1.3648528143531017E-7
root/a-root	3.9763428449657294E-8
root/c-root	3.8688741194261153E-8
root/d-root	3.8688741194261153E-8
root/i-root	3.7614053938865006E-8
root/h-root	3.4389992172676576E-8
root/k-root	3.0091243151092006E-8
root/e-root	2.5792494129507432E-8
root/l-root	2.5792494129507432E-8
root/m-root	2.3643119618715147E-8
type/AAAA	1.8269683341734432E-8
root/g-root	1.0746872553961431E-8
protocol/tcp	2.149374510792286E-9

Table 2.170: Top events found for the pattern: 170 (Section 2.170)

∴ 2.170 Pattern: 170

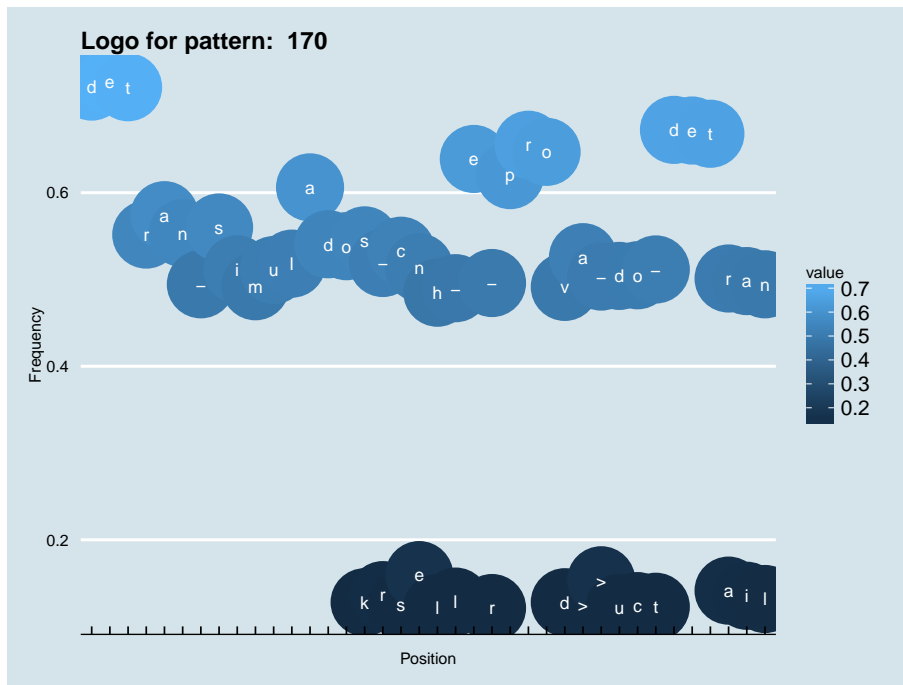
Information for pattern:

```
[d][e][t][r][a][n][-]?+[s][i][m]?+[u][l][a][d][o][s][-][c][n][h1]?+[-1]?+[e][-r]?+[p][r][o][dv]?+[a][-][d][o][-][d][e][t][r][ai]?+[ln]?+
```

- Records that match the regex: 「 649 」
- Corresponding ratio: 「 6.974720287520968E-7 」

Top events found for the pattern are shown in table 2.170. Visualization of the pattern is shown in figure 2.170

Figure 2.170: Regex visualization for pattern: 170





Event List	
Event	Frequency
protocol/udp	6.942479669859084E-7
type/SRV	3.9548490998578066E-7
root/a-root	2.5577556678428203E-7
type/SOA	1.5045621575546002E-7
type/A	1.4830684124466775E-7
root/c-root	1.4830684124466775E-7
root/k-root	7.092935885614545E-8
root/i-root	4.2987490215845724E-8
root/j-root	4.0838115705053435E-8
root/m-root	3.7614053938865006E-8
root/f-root	2.9016555895695862E-8
root/l-root	2.6867181384903577E-8
root/e-root	2.1493745107922862E-8
root/h-root	1.6120308830942147E-8
root/d-root	4.298749021584572E-9

Table 2.171: Top events found for the pattern: 171 (Section 2.171)

∴ 2.171 Pattern: 171

Information for pattern:

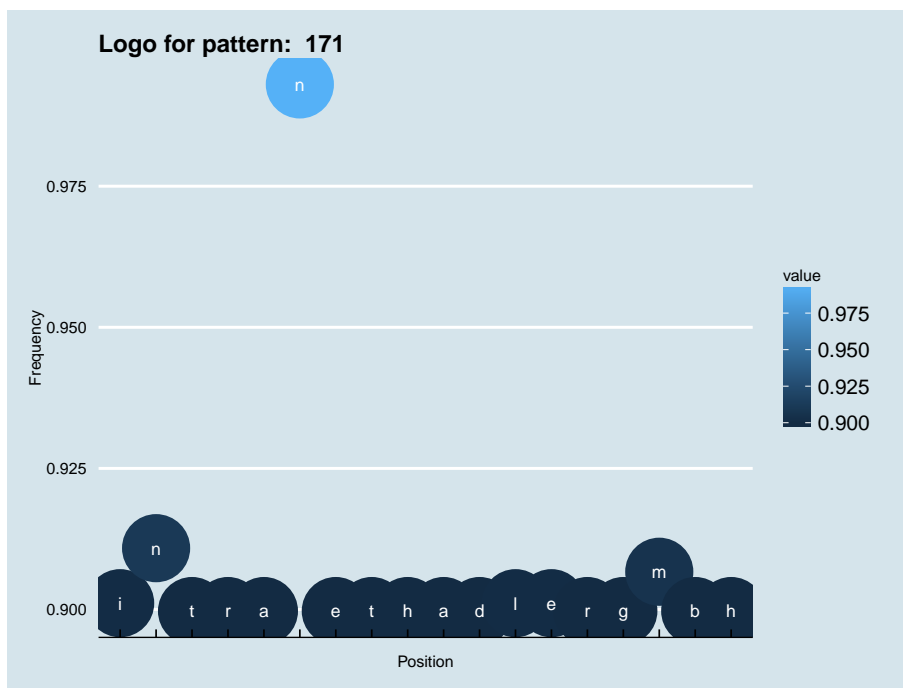
[i][n][t][r][a][n][e][t][h][a][d][l][e][r][g][m][b][h]

- Records that match the regex: [ 646 ]
- Corresponding ratio: [ 6.942479669859084E-7 ]

Top events found for the pattern are shown in table 2.171. Visualization of the pattern is shown in figure 2.171



Figure 2.171: Regex visualization for pattern: 171



Event List	
Event	Frequency
protocol/udp	6.899492179643239E-7
type/A	6.630820365794203E-7
root/i-root	1.5475496477704461E-7
root/f-root	1.192902853489719E-7
root/k-root	6.663060983456087E-8
root/c-root	5.588373728059944E-8
root/m-root	5.373436276980715E-8
root/j-root	5.373436276980715E-8
root/l-root	4.7286239237430294E-8
root/e-root	4.4062177471241865E-8
root/a-root	3.8688741194261153E-8
root/h-root	3.5464679428072724E-8
type/AAAA	2.2568432363319006E-8
root/d-root	1.397093432014986E-8
root/b-root	5.3734362769807155E-9
type/MX	4.298749021584572E-9
root/g-root	2.149374510792286E-9
protocol/tcp	1.074687255396143E-9
type/SRV	1.074687255396143E-9

Table 2.172: Top events found for the pattern: 172 (Section 2.172)

### :: 2.172 Pattern: 172

Information for pattern:

```
.{0,6}+[m]?+[s]?+[d]?+.{0,5}+[>]?+[>t]?+[l]?+[>]?+[m][s][d].?+
```

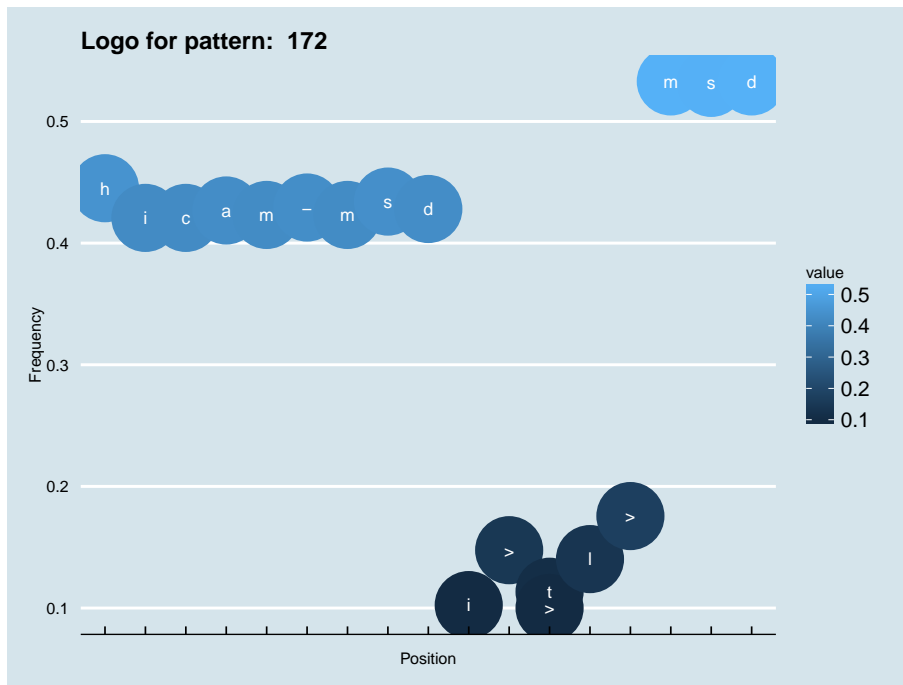
- Records that match the regex: [ 643 ]
- Corresponding ratio: [ 6.9102390521972E-7 ]

Top events found for the pattern are shown in table 2.172. Visualization of the pattern is shown in figure 2.172





Figure 2.172: Regex visualization for pattern: 172



Event List	
Event	Frequency
protocol/udp	6.727542218779855E-7
type/AAAA	4.073064697951382E-7
root/i-root	2.697465011044319E-7
type/A	2.6329837757205505E-7
root/c-root	8.919904219787988E-8
root/k-root	6.125717355758016E-8
root/f-root	5.265967551441101E-8
root/j-root	4.513686472663801E-8
root/m-root	3.8688741194261153E-8
root/l-root	3.7614053938865006E-8
root/a-root	2.9016555895695862E-8
root/h-root	1.9344370597130577E-8
root/d-root	1.7194996086338288E-8
root/e-root	1.1821559809357574E-8
type/NS	2.149374510792286E-9
root/g-root	1.074687255396143E-9

Table 2.173: Top events found for the pattern: 173 (Section 2.173)

### :: 2.173 Pattern: 173

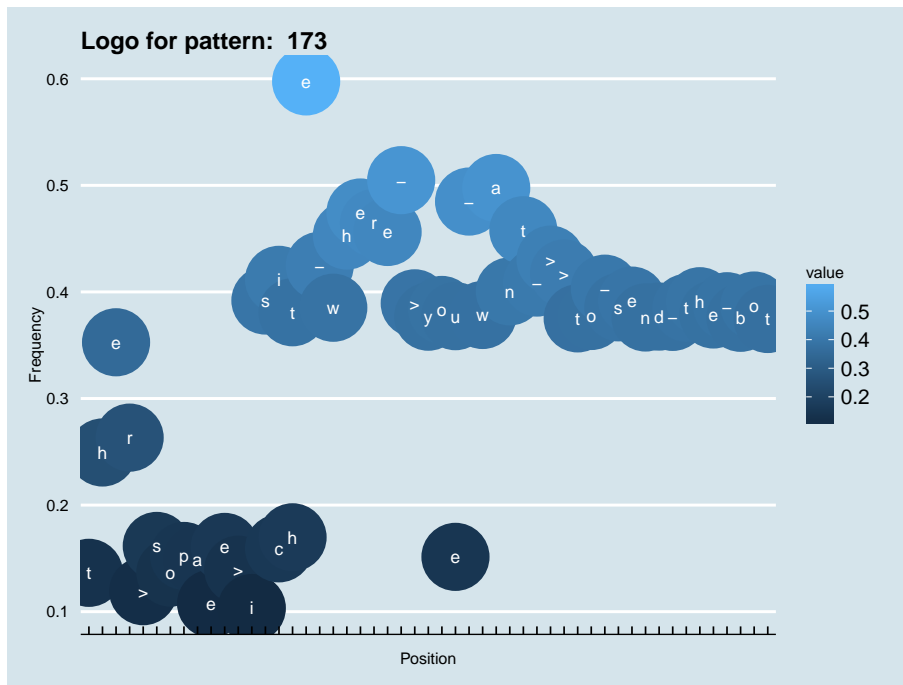
Information for pattern:

```
.{0,24}+[s]?+[ci]?+[ht]?+[e][-]?+[w]?+[h]?+[e]?+[r]
]?+[e]?+[-][>]?+[y]?+[o]?+[eu]?+[-]?+[w]?+[a]?+[n]
]?+[t]?+.{0,19}+
```

- Records that match the regex: [ 626 ]
- Corresponding ratio: [ 6.727542218779855E-7 ]

Top events found for the pattern are shown in table 2.173. Visualization of the pattern is shown in figure 2.173

Figure 2.173: Regex visualization for pattern: 173





Event List	
Event	Frequency
protocol/udp	6.512604767700627E-7
type/A	5.652854963383713E-7
root/f-root	1.5045621575546002E-7
root/c-root	7.952685689931459E-8
root/i-root	7.200404611154158E-8
root/a-root	6.555592257916472E-8
type/AAAA	6.125717355758016E-8
root/l-root	6.125717355758016E-8
root/j-root	5.695842453599558E-8
root/h-root	4.513686472663801E-8
root/k-root	3.5464679428072724E-8
root/m-root	3.3315304917280435E-8
root/d-root	2.6867181384903577E-8
root/e-root	2.2568432363319006E-8
type/MX	8.597498043169144E-9
type/NS	7.522810787773001E-9
type/ANY	4.298749021584572E-9
type/SOA	4.298749021584572E-9
root/g-root	1.074687255396143E-9
root/b-root	1.074687255396143E-9

Table 2.174: Top events found for the pattern: 174 (Section 2.174)

Event List	
Event	Frequency
protocol/udp	6.501857895146666E-7
type/A	6.286920444067437E-7
root/k-root	1.4830684124466775E-7
root/c-root	1.0854341279501045E-7
root/i-root	7.092935885614545E-8
root/l-root	6.663060983456087E-8
root/f-root	5.8033111791391723E-8
root/a-root	5.588373728059944E-8
root/m-root	4.4062177471241865E-8
root/d-root	4.191280296044958E-8
root/h-root	2.6867181384903577E-8
type/AAAA	2.2568432363319006E-8
root/j-root	2.2568432363319006E-8
root/e-root	6.448123532376858E-9
root/g-root	1.074687255396143E-9
protocol/tcp	1.074687255396143E-9

Table 2.175: Top events found for the pattern: 175 (Section 2.175)

### :: 2.175 Pattern: 175

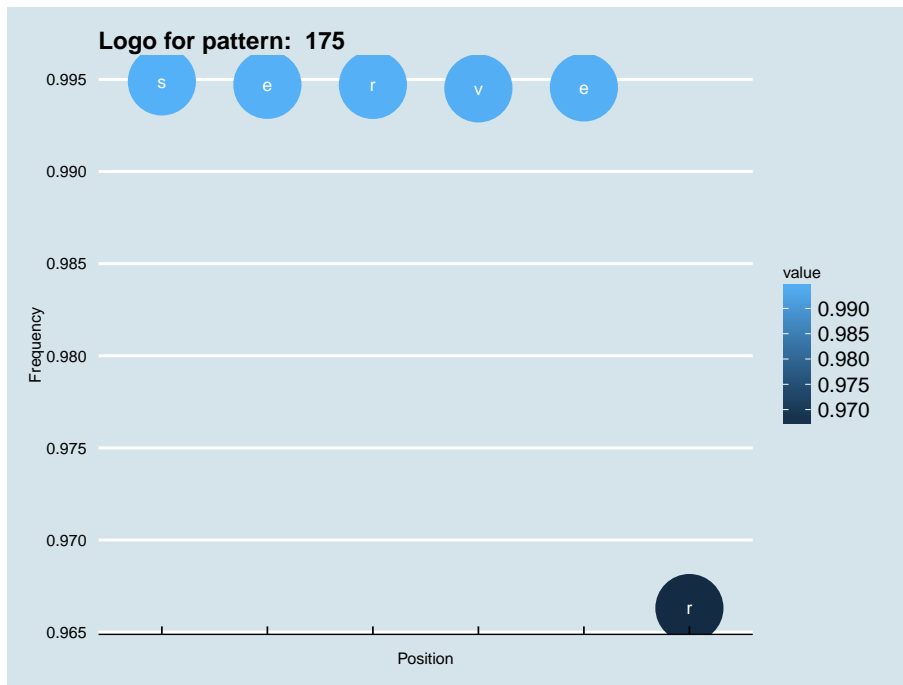
Information for pattern:

`.{0,35}+[s][e][r][v][e][r]`

- ▶ Records that match the regex: [ 606 ]
- ▶ Corresponding ratio: [ 6.512604767700627E-7 ]

Top events found for the pattern are shown in table 2.175. Visualization of the pattern is shown in figure 2.175

Figure 2.175: Regex visualization for pattern: 175



Event List	
Event	Frequency
protocol/udp	6.297667316621399E-7
type/A	2.514768177626975E-7
type/SOA	2.4610338148571675E-7
root/f-root	2.041905785252672E-7
type/AAAA	1.300371579029333E-7
root/j-root	1.2681309613674488E-7
root/c-root	5.588373728059944E-8
root/h-root	4.0838115705053435E-8
root/a-root	3.7614053938865006E-8
root/i-root	3.2240617661884294E-8
root/m-root	3.116593040648815E-8
root/l-root	2.9016555895695862E-8
root/k-root	2.794186864029972E-8
root/d-root	1.5045621575546003E-8
root/g-root	1.2896247064753716E-8
root/e-root	8.597498043169144E-9
root/b-root	7.522810787773001E-9
type/MX	2.149374510792286E-9

Table 2.176: Top events found for the pattern: 176 (Section 2.176)

### :: 2.176 Pattern: 176

Information for pattern:

```
.{0,10}+[ij]?+[qu]?+[su]?+[et]?+[at]?+[ap]?+[eip]?
+[in]?+[ac]?+[hp]?+[ae]?+[rs][es][ez][et]?+[s]?+.{
0,11}+
```

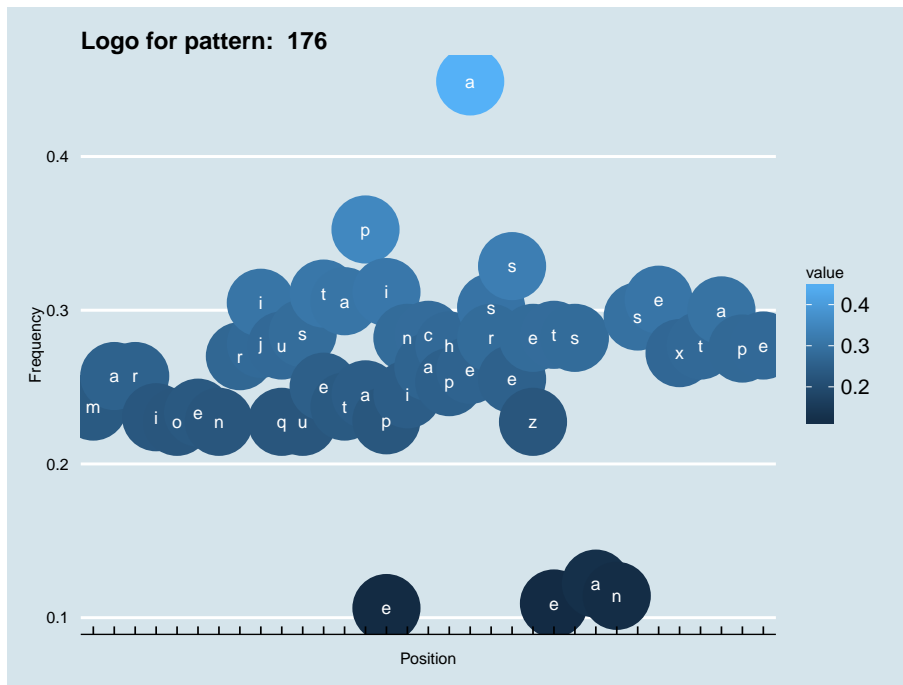
- Records that match the regex: 「 586 」
- Corresponding ratio: 「 6.297667316621399E-7 」

Top events found for the pattern are shown in table 2.176. Visualization of the pattern is shown in figure 2.176





Figure 2.176: Regex visualization for pattern: 176



Event List	
Event	Frequency
protocol/udp	5.685095581045596E-7
type/A	4.95430824737622E-7
root/m-root	9.672185298565287E-8
root/f-root	7.522810787773001E-8
type/AAAA	7.522810787773001E-8
root/i-root	6.663060983456087E-8
root/c-root	6.555592257916472E-8
root/k-root	5.910779904678787E-8
root/a-root	5.265967551441101E-8
root/j-root	4.7286239237430294E-8
root/h-root	3.9763428449657294E-8
root/l-root	3.8688741194261153E-8
protocol/tcp	3.5464679428072724E-8
root/e-root	3.3315304917280435E-8
root/d-root	2.5792494129507432E-8
type/MX	2.5792494129507432E-8
type/NS	6.448123532376858E-9
root/g-root	3.224061766188429E-9
type/SRV	1.074687255396143E-9

Table 2.177: Top events found for the pattern: 177 (Section 2.177)

### :: 2.177 Pattern: 177

Information for pattern:

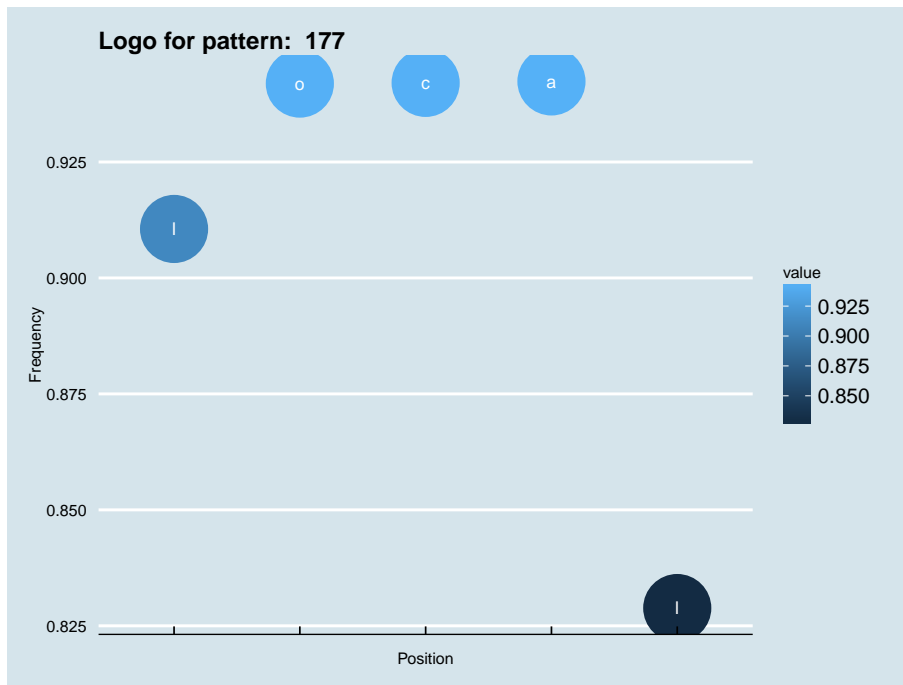
`.{0,19}+[1][o][c][a][1].{0,39}+`

- Records that match the regex: [ 562 ]
- Corresponding ratio: [ 6.039742375326324E-7 ]

Top events found for the pattern are shown in table 2.177. Visualization of the pattern is shown in figure 2.177



Figure 2.177: Regex visualization for pattern: 177



Event List	
Event	Frequency
protocol/udp	5.943020522340671E-7
type/A	2.9016555895695865E-7
type/AAAA	1.5368027752164845E-7
type/SOA	1.4830684124466775E-7
root/i-root	8.919904219787988E-8
root/k-root	8.812435494248373E-8
root/f-root	8.597498043169145E-8
root/l-root	7.092935885614545E-8
root/c-root	5.373436276980715E-8
root/j-root	5.373436276980715E-8
root/a-root	4.7286239237430294E-8
root/m-root	4.4062177471241865E-8
root/h-root	2.9016555895695862E-8
root/e-root	1.9344370597130577E-8
root/d-root	1.5045621575546003E-8
type/SRV	4.298749021584572E-9
protocol/tcp	2.149374510792286E-9

Table 2.178: Top events found for the pattern: 178 (Section 2.178)

### ∴ 2.178 Pattern: 178

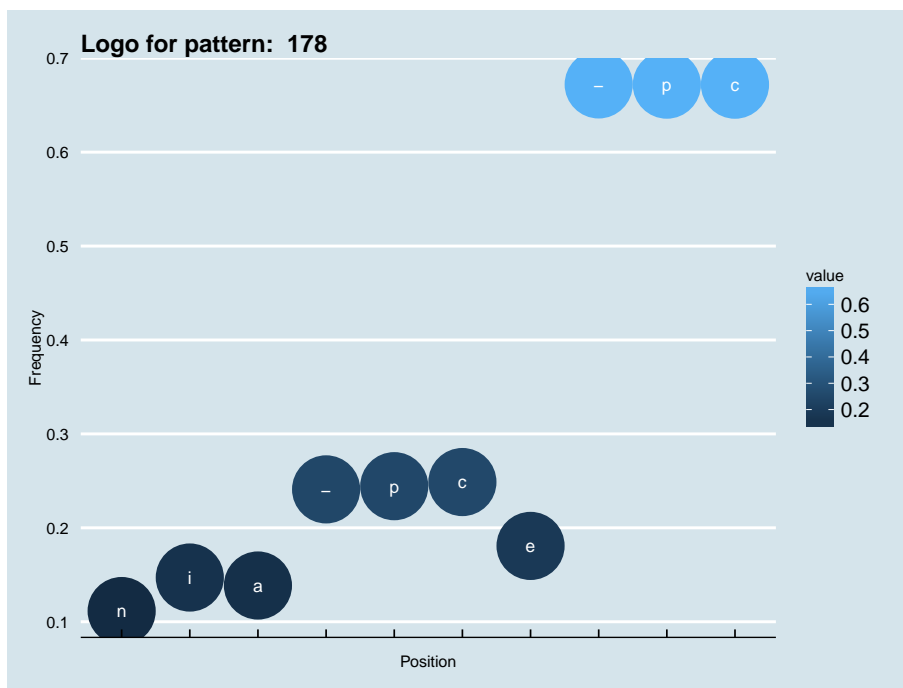
Information for pattern:

`.{0,19}+[p]?+[c]?+.{0,2}+[e]?+.[-][p][c].{0,7}+`

- Records that match the regex: 「 555 」
- Corresponding ratio: 「 5.964514267448594E-7 」

Top events found for the pattern are shown in table 2.178. Visualization of the pattern is shown in figure 2.178

Figure 2.178: Regex visualization for pattern: 178





Event List	
Event	Frequency
protocol/udp	5.921526777232749E-7
type/A	4.5029396001098396E-7
type/AAAA	1.418587177122909E-7
root/i-root	1.246637216259526E-7
root/k-root	8.167623141010687E-8
root/f-root	8.060154415471074E-8
root/j-root	7.092935885614545E-8
root/c-root	6.877998434535315E-8
root/m-root	6.018248630218401E-8
root/a-root	3.3315304917280435E-8
root/l-root	3.3315304917280435E-8
root/h-root	2.471780687411129E-8
root/e-root	1.0746872553961431E-8
root/d-root	4.298749021584572E-9
protocol/tcp	1.074687255396143E-9
type/MX	1.074687255396143E-9

Table 2.179: Top events found for the pattern: 179 (Section 2.179)

### :: 2.179 Pattern: 179

Information for pattern:

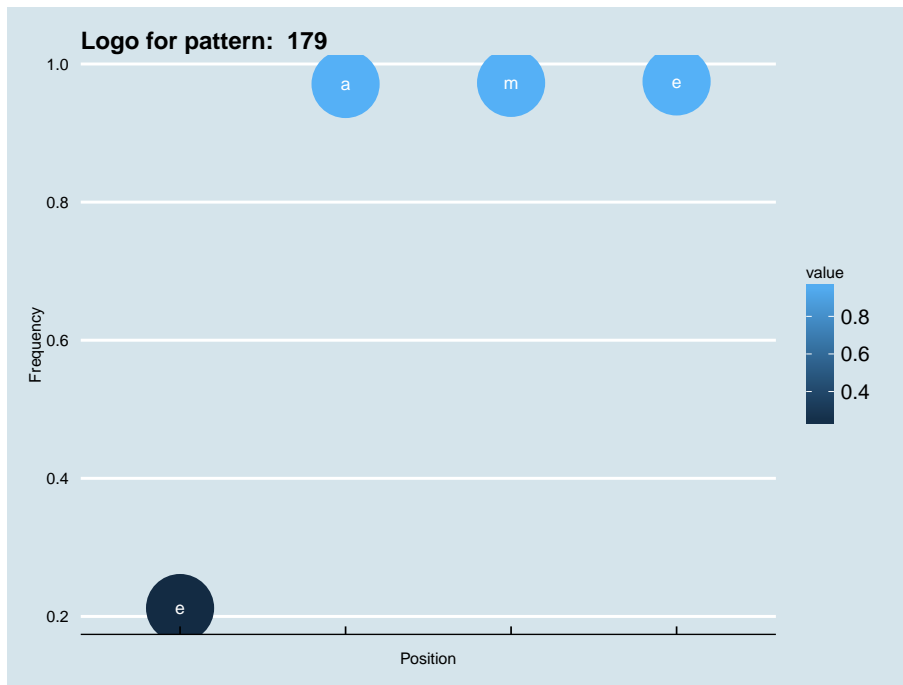
`.{0,42}+[a][m][e].{0,9}+`

- Records that match the regex: [ 552 ]
- Corresponding ratio: [ 5.93227364978671E-7 ]

Top events found for the pattern are shown in table 2.179. Visualization of the pattern is shown in figure 2.179



Figure 2.179: Regex visualization for pattern: 179



Event List	
Event	Frequency
protocol/udp	5.717336198707481E-7
type/A	5.308955041656946E-7
root/k-root	1.9129433146051347E-7
root/c-root	1.2681309613674488E-7
root/m-root	9.99459147518413E-8
root/i-root	3.3315304917280435E-8
root/f-root	2.9016555895695862E-8
root/a-root	2.471780687411129E-8
type/SOA	2.3643119618715147E-8
root/j-root	1.9344370597130577E-8
root/h-root	1.8269683341734432E-8
type/AAAA	1.6120308830942147E-8
root/e-root	1.0746872553961431E-8
root/l-root	9.672185298565288E-9
root/g-root	4.298749021584572E-9
root/d-root	3.224061766188429E-9
root/b-root	1.074687255396143E-9
type/MX	1.074687255396143E-9

Table 2.180: Top events found for the pattern: 180 (Section 2.180)

## :: 2.180 Pattern: 180

Information for pattern:

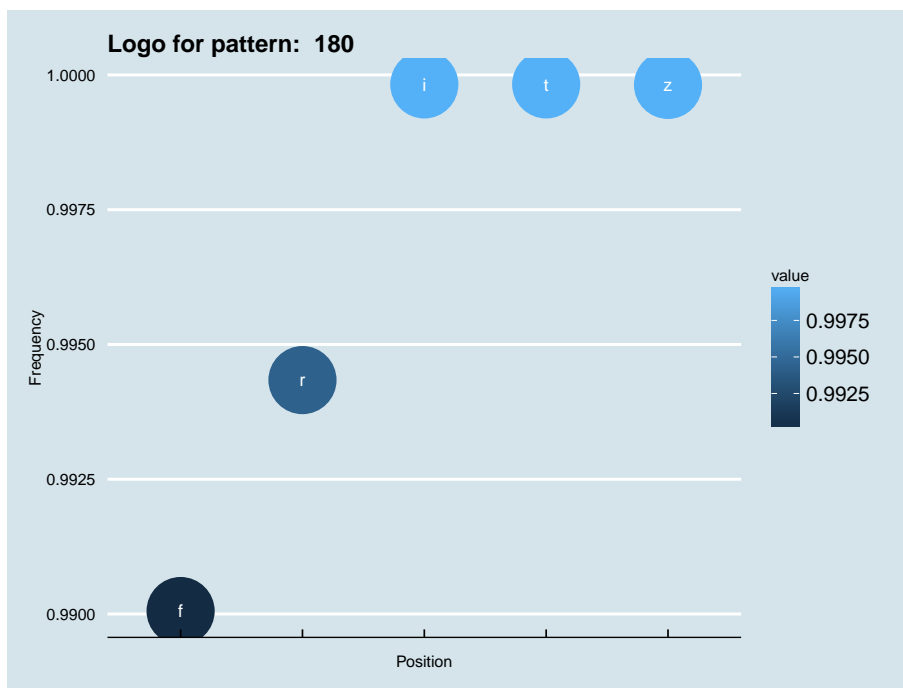
`.{0,9}+[f][r][i][t][z].{0,12}+`

- ▶ Records that match the regex: 「 532 」
- ▶ Corresponding ratio: 「 5.717336198707481E-7 」

Top events found for the pattern are shown in table 2.180. Visualization of the pattern is shown in figure 2.180



Figure 2.180: Regex visualization for pattern: 180



Event List	
Event	Frequency
protocol/udp	5.588373728059944E-7
type/A	5.158498825901487E-7
root/k-root	1.1069278730580274E-7
root/c-root	8.597498043169145E-8
root/f-root	7.630279513312616E-8
root/i-root	6.663060983456087E-8
root/m-root	5.695842453599558E-8
type/AAAA	4.4062177471241865E-8
root/j-root	3.9763428449657294E-8
root/a-root	3.4389992172676576E-8
root/l-root	2.9016555895695862E-8
root/e-root	2.3643119618715147E-8
root/h-root	2.2568432363319006E-8
root/d-root	2.0419057852526718E-8
protocol/tcp	8.597498043169144E-9
type/MX	7.522810787773001E-9
root/g-root	1.074687255396143E-9

Table 2.181: Top events found for the pattern: 181 (Section 2.181)

### ∴ 2.181 Pattern: 181

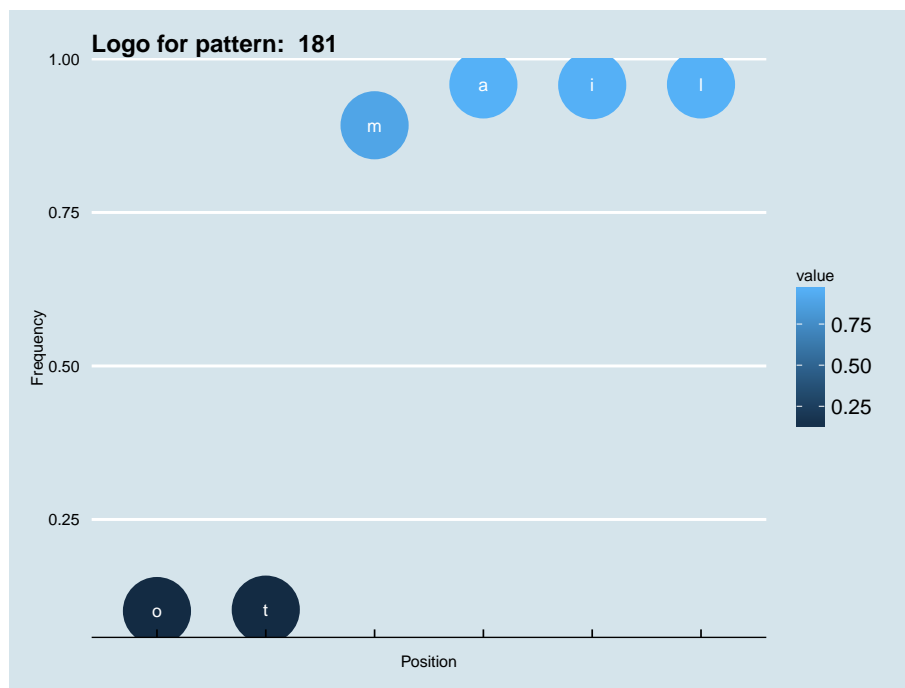
Information for pattern:

`.{0,33}+[m][a][i][l].{0,26}+`

- ▶ Records that match the regex: [ 528 ]
- ▶ Corresponding ratio: [ 5.674348708491636E-7 ]

Top events found for the pattern are shown in table 2.181. Visualization of the pattern is shown in figure 2.181

Figure 2.181: Regex visualization for pattern: 181



Event List	
Event	Frequency
protocol/udp	5.566879982952021E-7
type/A	5.083270718023757E-7
root/k-root	1.4293340496768703E-7
root/i-root	8.919904219787988E-8
root/c-root	8.812435494248373E-8
root/a-root	5.0510301003618724E-8
type/AAAA	4.8360926492826435E-8
root/m-root	4.2987490215845724E-8
root/l-root	4.2987490215845724E-8
root/f-root	4.0838115705053435E-8
root/h-root	2.794186864029972E-8
root/j-root	1.7194996086338288E-8
root/d-root	7.522810787773001E-9
root/e-root	5.3734362769807155E-9
root/g-root	1.074687255396143E-9

Table 2.182: Top events found for the pattern: 182 (Section 2.182)

### :: 2.182 Pattern: 182

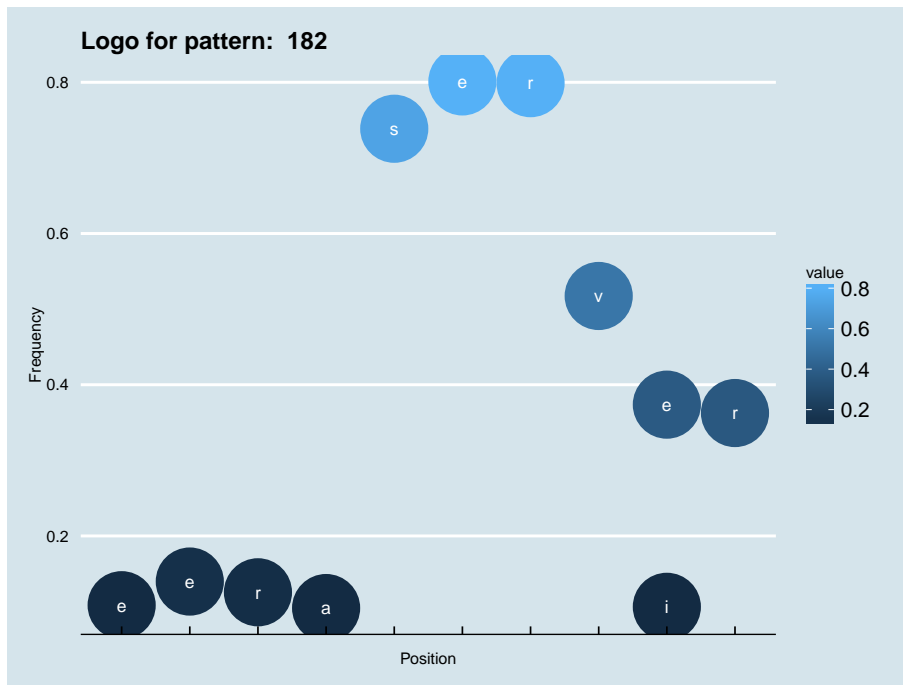
Information for pattern:

`.{0,42}+[s][e][r][v][ei]?+[r]?+.{0,15}+`

- Records that match the regex: 「 518 」
- Corresponding ratio: 「 5.566879982952021E-7 」

Top events found for the pattern are shown in table 2.182. Visualization of the pattern is shown in figure 2.182

Figure 2.182: Regex visualization for pattern: 182



Event List	
Event	Frequency
protocol/udp	5.459411257412407E-7
type/AAAA	3.8796209919800764E-7
root/i-root	2.547008795288859E-7
type/A	1.5260559026625232E-7
root/c-root	6.877998434535315E-8
root/k-root	5.373436276980715E-8
root/f-root	4.943561374822258E-8
root/j-root	2.9016555895695862E-8
root/m-root	2.794186864029972E-8
root/e-root	1.7194996086338288E-8
root/a-root	1.6120308830942147E-8
root/l-root	1.397093432014986E-8
root/h-root	8.597498043169144E-9
root/d-root	4.298749021584572E-9
root/g-root	2.149374510792286E-9
type/TXT	2.149374510792286E-9
type/MX	2.149374510792286E-9
type/CNAME	1.074687255396143E-9

Table 2.183: Top events found for the pattern: 183 (Section 2.183)

### :: 2.183 Pattern: 183

Information for pattern:

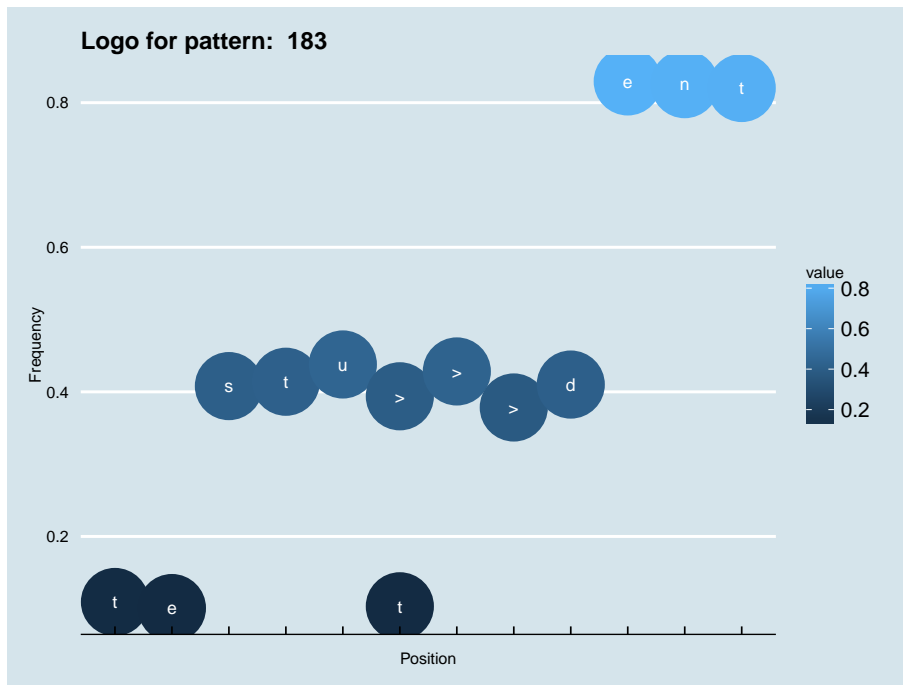
```
.{0,53}+[s]?+[t]?+[u]?+[>t]?+[>]{0,2}+[d]?+[e][n][t]
```

- Records that match the regex: [ 508 ]
- Corresponding ratio: [ 5.459411257412407E-7 ]

Top events found for the pattern are shown in table 2.183. Visualization of the pattern is shown in figure 2.183



Figure 2.183: Regex visualization for pattern: 183



Event List	
Event	Frequency
protocol/udp	5.115511335685641E-7
type/A	4.169786550937035E-7
root/c-root	8.70496676870876E-8
root/f-root	8.382560592089917E-8
root/k-root	7.737748238852231E-8
root/l-root	5.0510301003618724E-8
type/SRV	4.7286239237430294E-8
root/a-root	4.191280296044958E-8
root/m-root	3.8688741194261153E-8
root/j-root	3.4389992172676576E-8
root/i-root	3.3315304917280435E-8
root/h-root	2.6867181384903577E-8
root/d-root	2.5792494129507432E-8
type/AAAA	2.3643119618715147E-8
type/SOA	1.6120308830942147E-8
root/e-root	1.0746872553961431E-8
type/SPF	4.298749021584572E-9
type/MX	3.224061766188429E-9
root/b-root	1.074687255396143E-9

Table 2.184: Top events found for the pattern: 184 (Section 2.184)

### :: 2.184 Pattern: 184

Information for pattern:

`.{0,7}+[i][n][t][r][a][n][e][t].{0,7}+`

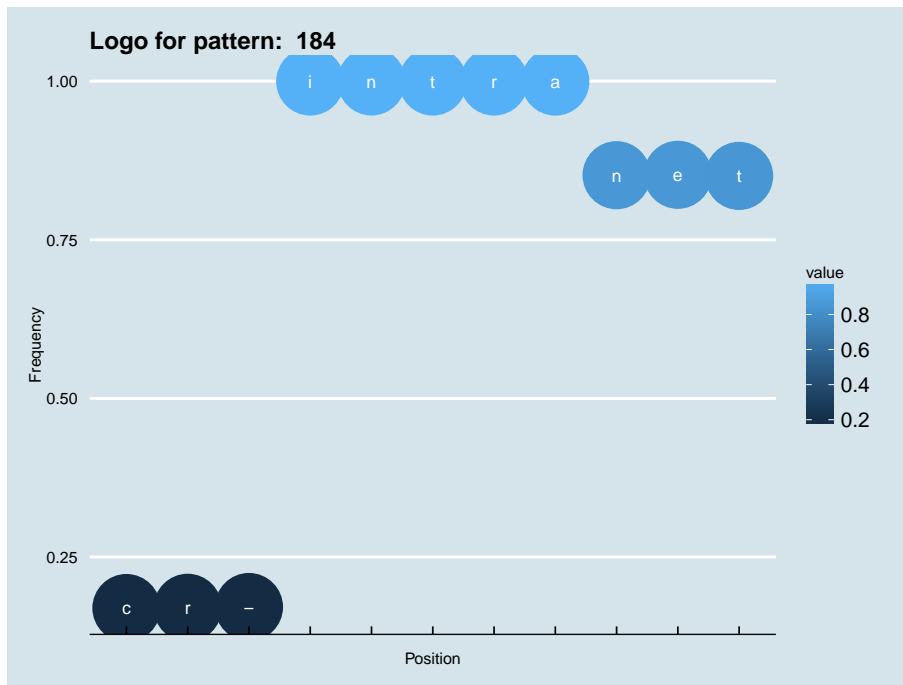
- Records that match the regex: [ 476 ]
- Corresponding ratio: [ 5.115511335685641E-7 ]

Top events found for the pattern are shown in table 2.184. Visualization of the pattern is shown in figure 2.184





Figure 2.184: Regex visualization for pattern: 184



⌘ 2.185 Pattern: 185

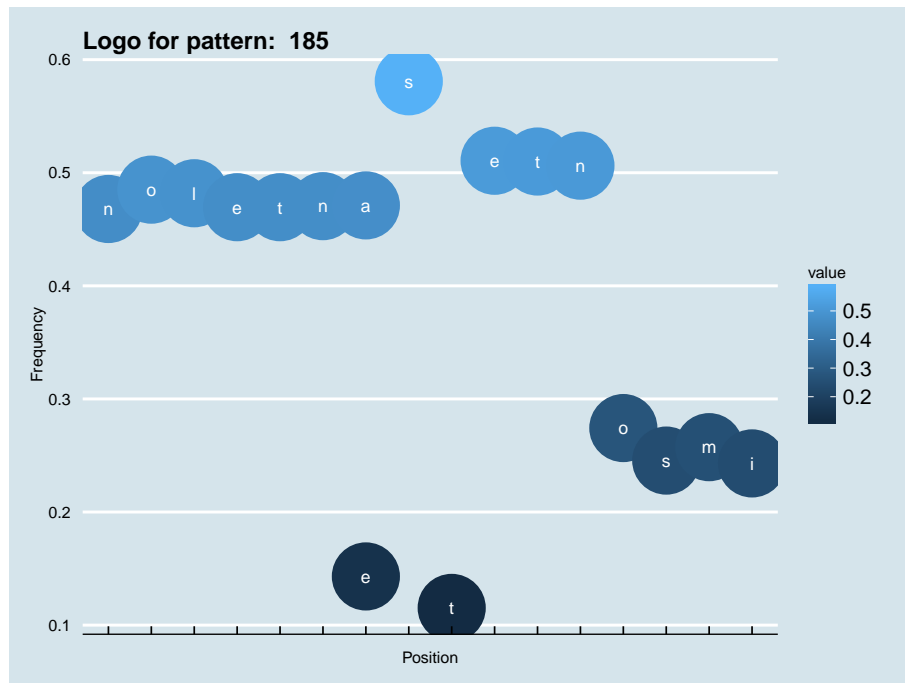
Information for pattern:

```
.?+[o]?+[l]?+[e]?+[t]?+[n]?+[ae]?+[s].{0,3}+[e][t]
[n][o]?+.{0,4}+
```

- Records that match the regex: [ 468 ]
- Corresponding ratio: [ 5.02953635525395E-7 ]

Top events found for the pattern are shown in table 2.185. Visualization of the pattern is shown in figure 2.185

Figure 2.185: Regex visualization for pattern: 185



Event List	
Event	Frequency
protocol/udp	5.02953635525395E-7
type/A	2.418046324641322E-7
type/MX	1.4615746673387546E-7
root/k-root	1.321865324137256E-7
type/SOA	9.349779121946445E-8
root/l-root	6.448123532376859E-8
root/j-root	5.910779904678787E-8
root/i-root	4.2987490215845724E-8
root/f-root	4.2987490215845724E-8
root/c-root	3.8688741194261153E-8
root/m-root	3.4389992172676576E-8
root/a-root	3.0091243151092006E-8
root/d-root	2.0419057852526718E-8
root/h-root	1.9344370597130577E-8
type/AAAA	1.8269683341734432E-8
root/e-root	1.1821559809357574E-8
root/b-root	4.298749021584572E-9
root/g-root	2.149374510792286E-9
type/NS	2.149374510792286E-9
type/ANY	1.074687255396143E-9

Table 2.185: Top events found for the pattern: 185 (Section 2.185)



Event List	
Event	Frequency
type/AAAA	7.737748238852231E-8
root/c-root	7.307873336693773E-8
root/k-root	5.910779904678787E-8
root/i-root	5.265967551441101E-8
root/a-root	5.265967551441101E-8
root/j-root	4.621155198203415E-8
root/l-root	3.4389992172676576E-8
type/SOA	2.9016555895695862E-8
root/m-root	1.8269683341734432E-8
root/e-root	1.7194996086338288E-8
root/h-root	1.397093432014986E-8
type/NS	1.0746872553961431E-8
root/d-root	9.672185298565288E-9
type/MX	7.522810787773001E-9
root/g-root	6.448123532376858E-9
type/TXT	4.298749021584572E-9
root/b-root	4.298749021584572E-9
protocol/tcp	3.224061766188429E-9
type/CNAME	1.074687255396143E-9
type/SPF	1.074687255396143E-9

Table 2.186: Top events found for the pattern: 186 (Section 2.186)

**:: 2.186 Pattern: 186**

Information for pattern:

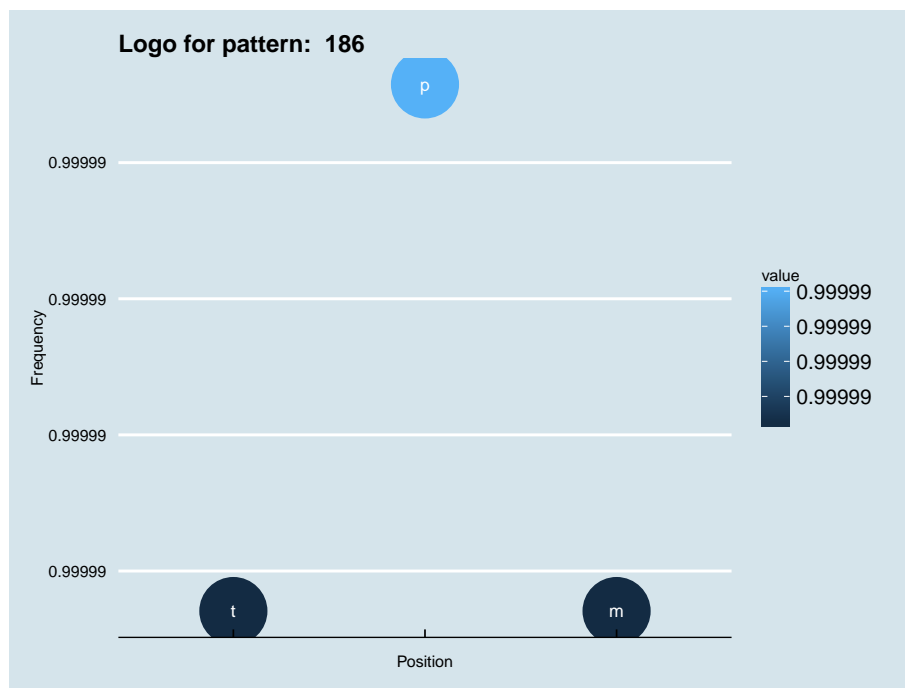
`.{0,8}+[t][p][m].{0,2}+`

- Records that match the regex: [ 464 ]
- Corresponding ratio: [ 4.986548865038104E-7 ]

Top events found for the pattern are shown in table 2.186. Visualization of the pattern is shown in figure 2.186



Figure 2.186: Regex visualization for pattern: 186



Event List	
Event	Frequency
protocol/udp	4.825345776728683E-7
type/A	4.782358286512837E-7
root/k-root	8.167623141010687E-8
root/c-root	7.092935885614545E-8
root/l-root	5.1584988259014865E-8
root/m-root	4.513686472663801E-8
root/h-root	4.513686472663801E-8
root/i-root	4.191280296044958E-8
root/a-root	3.7614053938865006E-8
root/j-root	3.6539366683468865E-8
root/f-root	3.4389992172676576E-8
root/e-root	2.3643119618715147E-8
root/d-root	1.1821559809357574E-8
type/AAAA	6.448123532376858E-9
root/g-root	4.298749021584572E-9
protocol/tcp	2.149374510792286E-9

Table 2.187: Top events found for the pattern: 187 (Section 2.187)

:: 2.187 Pattern: 187

Information for pattern:

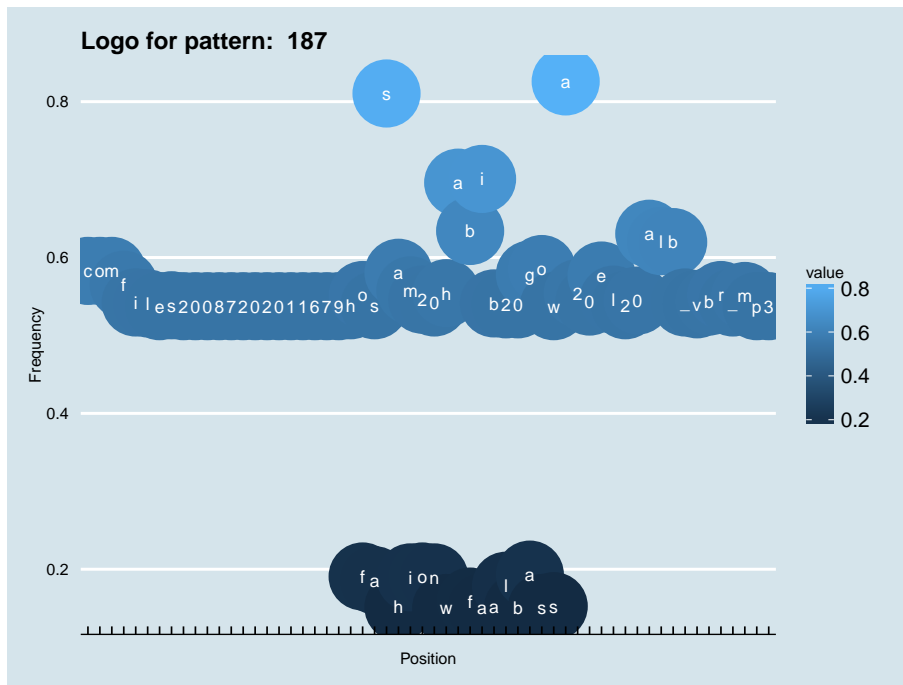
```
[c][o][m][f][i][l][e][s]{2}+[8][7][2][0][2][0][1]{2}+[6][7][9][h][o][s]{2}+[a][m][2][0][h][a][b][i][b][2][0][g][o][w][a][2][0][e][1][2][0][a][1][b][_][v][b][r][_][m][p][3]
```

- Records that match the regex: [ 451 ]
- Corresponding ratio: [ 4.846839521836606E-7 ]

Top events found for the pattern are shown in table 2.187. Visualization of the pattern is shown in figure 2.187



Figure 2.187: Regex visualization for pattern: 187



⌘ 2.188 Pattern: 188

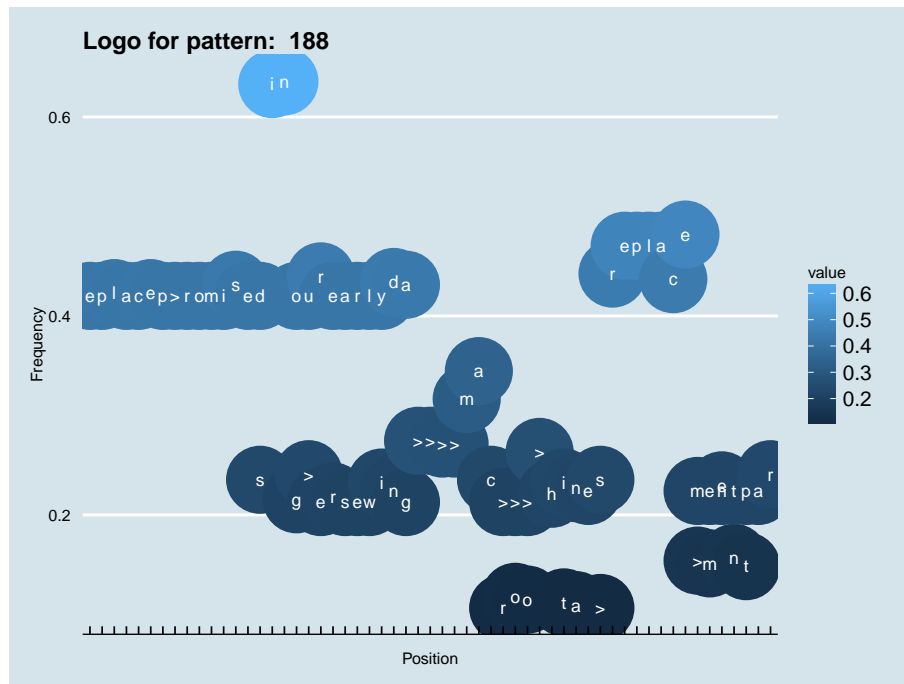
Information for pattern:

```
.{0,15}+[ds]?+[i][n][go]?+[>u]?+[er]{0,2}+[as]?+[e
r]?+[lw]?+[iy]?+[dn]?+[ag]?+.{0,5}+[a]?+[c]?+[>r]?
+[>o]{0,2}+[>]?+[h]?+[it]?+[an]?+[e]?+[>s]?+[r]?+[
e]?+[p]?+[l]?+[a]?+[c]?+[e]?+[>m]?+.{0,6}+
```

- Records that match the regex: [ 438 ]
- Corresponding ratio: [ 4.7071301786351065E-7 ]

Top events found for the pattern are shown in table 2.188. Visualization of the pattern is shown in figure 2.188

Figure 2.188: Regex visualization for pattern: 188





Event List	
Event	Frequency
protocol/udp	4.685636433527184E-7
type/A	4.449205237340032E-7
root/k-root	9.027372945327602E-8
root/l-root	6.018248630218401E-8
root/c-root	5.373436276980715E-8
root/f-root	5.1584988259014865E-8
root/a-root	4.8360926492826435E-8
root/j-root	4.191280296044958E-8
root/i-root	3.116593040648815E-8
root/h-root	3.116593040648815E-8
root/m-root	2.9016555895695862E-8
root/d-root	1.9344370597130577E-8
type/AAAA	1.7194996086338288E-8
root/e-root	1.2896247064753716E-8
type/MX	6.448123532376858E-9
type/ANY	2.149374510792286E-9
protocol/tcp	2.149374510792286E-9
root/g-root	1.074687255396143E-9

Table 2.188: Top events found for the pattern: 188 (Section 2.188)



Event List	
Event	Frequency
protocol/udp	4.5566739628796466E-7
type/A	4.545927090325685E-7
root/k-root	1.2143965985976416E-7
root/i-root	8.597498043169145E-8
root/c-root	5.588373728059944E-8
root/m-root	4.621155198203415E-8
root/f-root	4.191280296044958E-8
root/h-root	2.794186864029972E-8
root/a-root	2.471780687411129E-8
root/j-root	2.2568432363319006E-8
root/l-root	1.8269683341734432E-8
root/d-root	8.597498043169144E-9
root/e-root	2.149374510792286E-9
type/AAAA	1.074687255396143E-9

Table 2.189: Top events found for the pattern: 189 (Section 2.189)

### :: 2.189 Pattern: 189

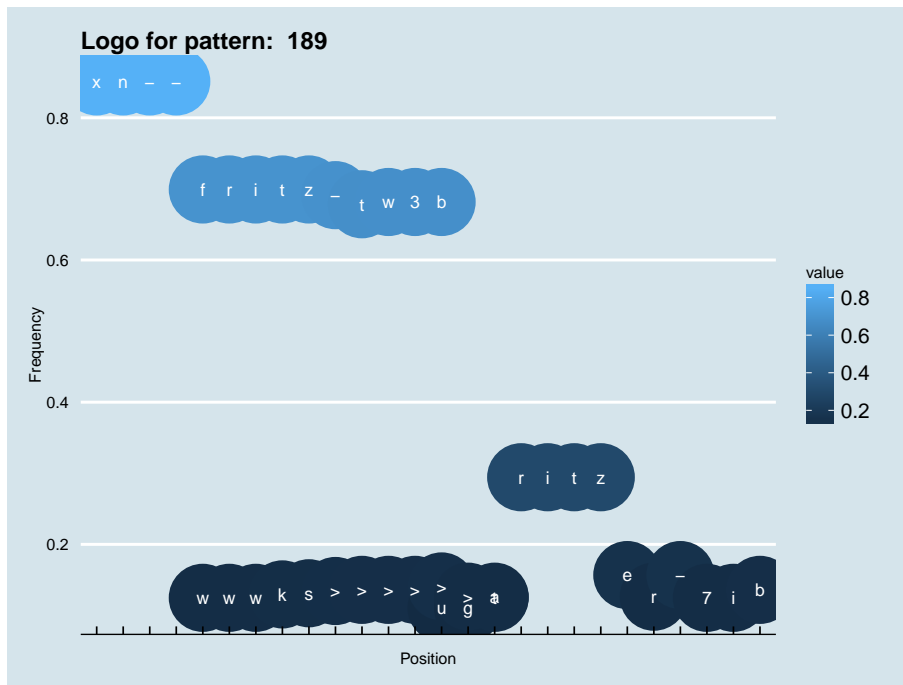
Information for pattern:

`[x][n][-]{2}+[f][r][i][t][z][-][t][w][3][b].{0,12}`  
+

- Records that match the regex: [ 424 ]
- Corresponding ratio: [ 4.5566739628796466E-7 ]

Top events found for the pattern are shown in table 2.189. Visualization of the pattern is shown in figure 2.189

Figure 2.189: Regex visualization for pattern: 189



Event List	
Event	Frequency
protocol/udp	4.212774041152881E-7
type/A	3.514227325145388E-7
type/SRV	6.877998434535315E-8
root/i-root	5.588373728059944E-8
root/c-root	5.373436276980715E-8
root/k-root	5.1584988259014865E-8
root/l-root	5.1584988259014865E-8
root/f-root	4.8360926492826435E-8
root/a-root	3.5464679428072724E-8
root/m-root	3.2240617661884294E-8
root/d-root	3.0091243151092006E-8
root/j-root	2.9016555895695862E-8
root/h-root	1.9344370597130577E-8
root/e-root	9.672185298565288E-9
root/b-root	3.224061766188429E-9
root/g-root	2.149374510792286E-9
type/AAAA	2.149374510792286E-9
protocol/tcp	1.074687255396143E-9

Table 2.190: Top events found for the pattern: 190 (Section 2.190)

### :: 2.190 Pattern: 190

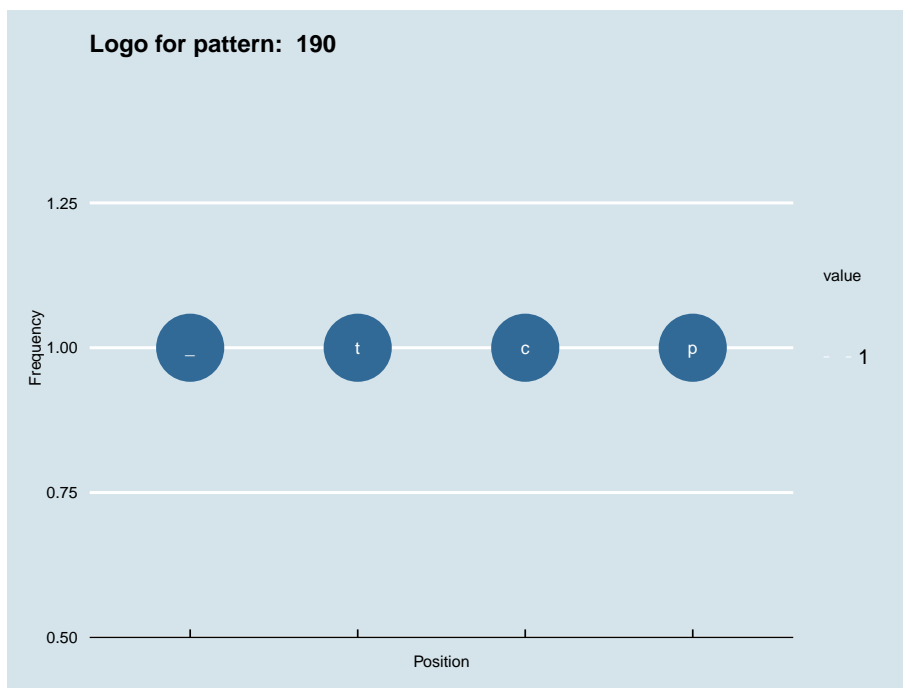
Information for pattern:

`.{0,5}+[_][t][c][p]`

- Records that match the regex: [ 393 ]
- Corresponding ratio: [ 4.223520913706842E-7 ]

Top events found for the pattern are shown in table 2.190. Visualization of the pattern is shown in figure 2.190

Figure 2.190: Regex visualization for pattern: 190



Event List	
Event	Frequency
protocol/udp	4.1053053156132665E-7
type/A	2.5899962855047046E-7
type/AAAA	1.2681309613674488E-7
root/i-root	9.457247847486059E-8
root/k-root	6.018248630218401E-8
root/c-root	5.910779904678787E-8
root/f-root	4.621155198203415E-8
root/a-root	3.5464679428072724E-8
type/AFSDB	3.2240617661884294E-8
root/h-root	2.5792494129507432E-8
root/j-root	2.5792494129507432E-8
root/l-root	2.1493745107922862E-8
root/m-root	1.6120308830942147E-8
root/e-root	1.397093432014986E-8
root/d-root	1.2896247064753716E-8
protocol/tcp	7.522810787773001E-9
root/g-root	6.448123532376858E-9

Table 2.191: Top events found for the pattern: 191 (Section 2.191)

### ∴ 2.191 Pattern: 191

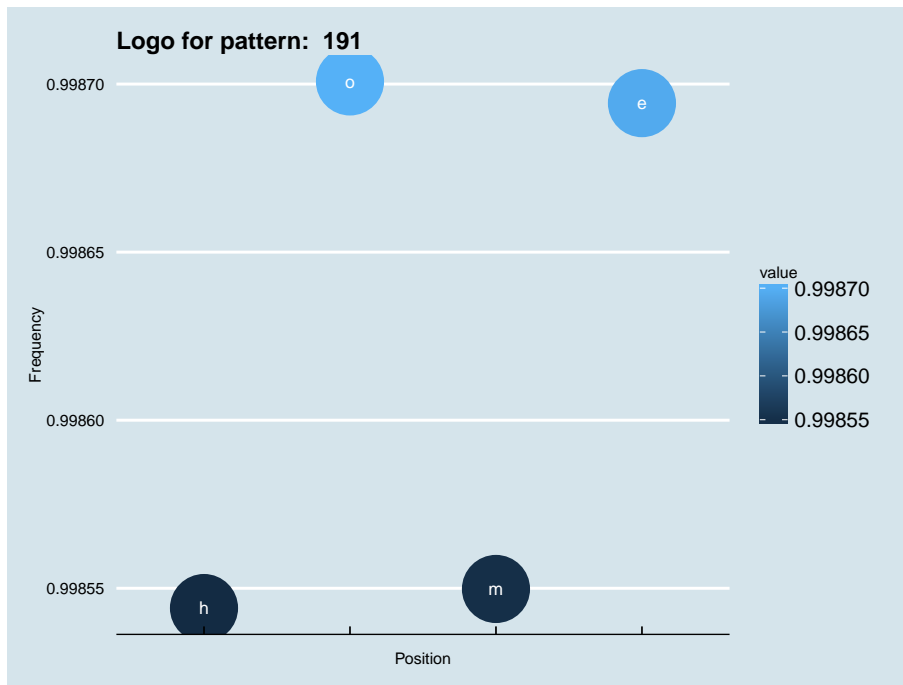
Information for pattern:

`.{0,31}+[h][o][m][e].{0,28}+`

- Records that match the regex: [ 389 ]
- Corresponding ratio: [ 4.1805334234909967E-7 ]

Top events found for the pattern are shown in table 2.191. Visualization of the pattern is shown in figure 2.191

Figure 2.191: Regex visualization for pattern: 191



Event List	
Event	Frequency
protocol/udp	3.8796209919800764E-7
type/MX	1.998918295036826E-7
type/A	1.8807026969432504E-7
root/f-root	7.737748238852231E-8
root/m-root	6.770529708995702E-8
root/j-root	6.125717355758016E-8
root/i-root	3.9763428449657294E-8
root/a-root	3.8688741194261153E-8
root/c-root	2.5792494129507432E-8
root/l-root	2.3643119618715147E-8
root/k-root	2.2568432363319006E-8
root/h-root	1.5045621575546003E-8
root/e-root	1.397093432014986E-8
root/d-root	8.597498043169144E-9
protocol/tcp	6.448123532376858E-9
type/ANY	3.224061766188429E-9
type/CNAME	2.149374510792286E-9
type/AAAA	1.074687255396143E-9

Table 2.192: Top events found for the pattern: 192 (Section 2.192)

### :: 2.192 Pattern: 192

Information for pattern:

```
[s][h][a][n][g][h][a][i][->][dn][ao][ny][cy]?+[>a]
?+[n]?+[g]?+.{0,22}+
```

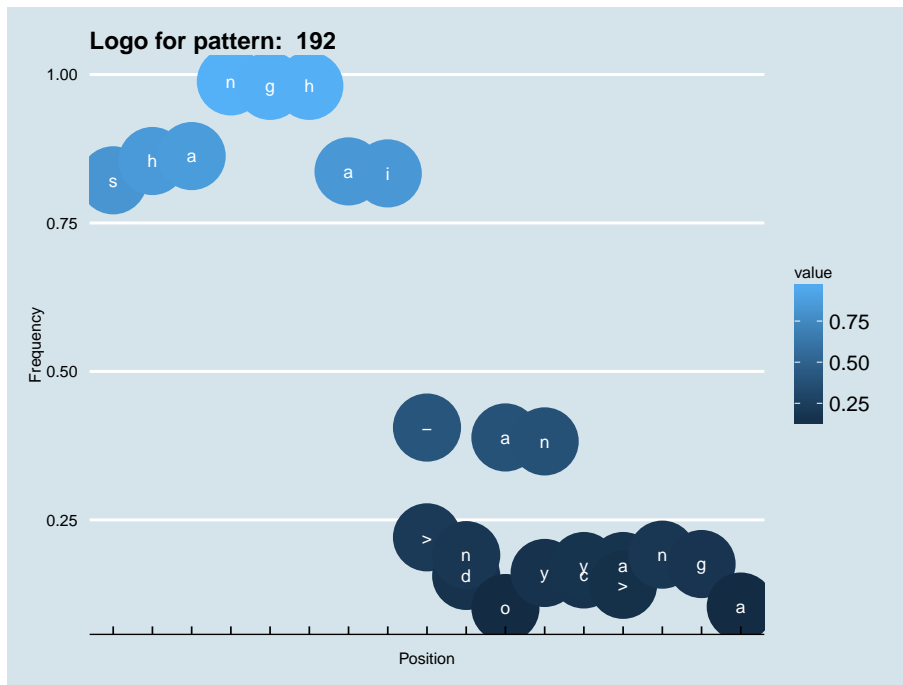
- Records that match the regex: [ 367 ]
- Corresponding ratio: [ 3.944102227303845E-7 ]

Top events found for the pattern are shown in table 2.192. Visualization of the pattern is shown in figure 2.192





Figure 2.192: Regex visualization for pattern: 192



∴ 2.193 Pattern: 193

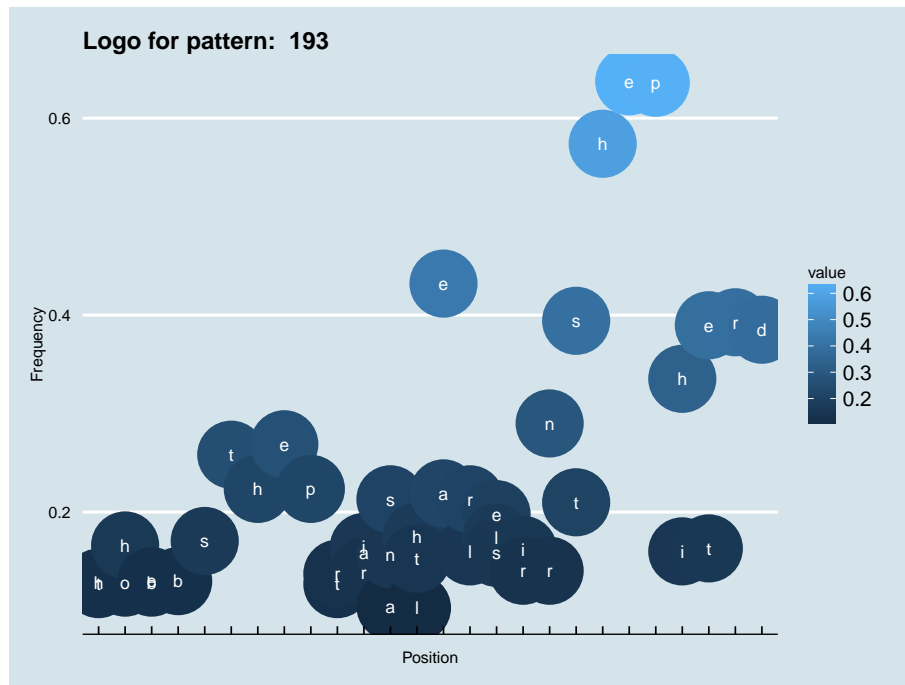
Information for pattern:

```
.{0,11}+[air]?+[ans]?+[hlt]?+[ae]?+[lr]?+[els]?+[i  
r]?+[nr]?+[st]?+[h][e][p][hi]?+[et]?+[r]?+.{0,2}+
```

- Records that match the regex: [ 365 ]
- Corresponding ratio: [ 3.9226084821959223E-7 ]

Top events found for the pattern are shown in table 2.193. Visualization of the pattern is shown in figure 2.193

Figure 2.193: Regex visualization for pattern: 193



Event List	
Event	Frequency
root/f-root	5.1584988259014865E-8
root/k-root	4.943561374822258E-8
root/c-root	4.621155198203415E-8
root/a-root	4.513686472663801E-8
root/j-root	3.6539366683468865E-8
root/e-root	3.4389992172676576E-8
root/h-root	3.2240617661884294E-8
root/m-root	2.3643119618715147E-8
root/i-root	2.1493745107922862E-8
root/l-root	2.1493745107922862E-8
root/d-root	1.6120308830942147E-8
root/b-root	1.1821559809357574E-8
type/NS	9.672185298565288E-9
type/MX	9.672185298565288E-9
type/SOA	8.597498043169144E-9
type/ANY	7.522810787773001E-9
type/AAAA	6.448123532376858E-9
root/g-root	2.149374510792286E-9
type/CNAME	1.074687255396143E-9
protocol/tcp	1.074687255396143E-9

Table 2.193: Top events found for the pattern: 193 (Section 2.193)

Event List	
Event	Frequency
type/A	3.589455433023118E-7
protocol/udp	3.589455433023118E-7
root/c-root	1.3433590692451788E-7
root/h-root	7.415342062233388E-8
root/a-root	6.018248630218401E-8
root/l-root	3.3315304917280435E-8
root/j-root	2.0419057852526718E-8
root/d-root	9.672185298565288E-9
root/i-root	6.448123532376858E-9
root/f-root	6.448123532376858E-9
root/e-root	5.3734362769807155E-9
root/k-root	5.3734362769807155E-9
root/m-root	3.224061766188429E-9

Table 2.194: Top events found for the pattern: 194 (Section 2.194)

### :: 2.194 Pattern: 194

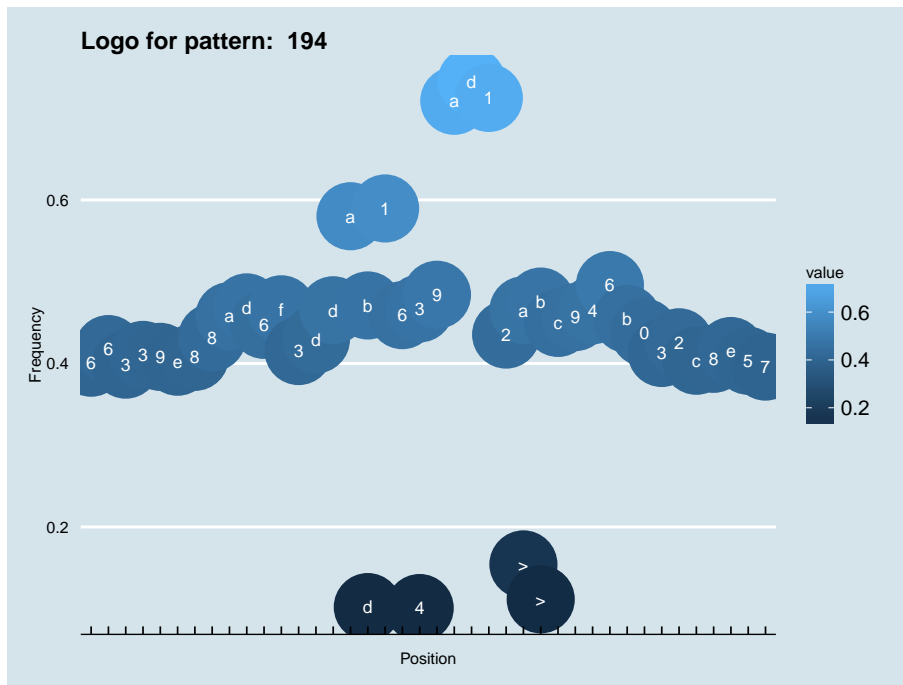
Information for pattern:

```
.{0,8}+[a]?+[d]?+[6]?+[f]?+[3]?+[d]{0,2}+[a][bd]?+[1][6]?+[34][9][a][d][1][2]?+[>a]?+[>b]?+[c]?+[9]?+[4]?+[6]?+[b]?+[0]?+[3]?+[2]?+.{0,5}+
```

- Records that match the regex: 「 334 」
- Corresponding ratio: 「 3.589455433023118E-7 」

Top events found for the pattern are shown in table 2.194. Visualization of the pattern is shown in figure 2.194

Figure 2.194: Regex visualization for pattern: 194



Event List	
Event	Frequency
protocol/udp	3.471239834929542E-7
type/A	2.654477520828473E-7
root/f-root	5.588373728059944E-8
type/AAAA	5.1584988259014865E-8
root/l-root	5.0510301003618724E-8
root/m-root	4.8360926492826435E-8
root/i-root	4.2987490215845724E-8
root/c-root	3.8688741194261153E-8
root/k-root	2.794186864029972E-8
root/a-root	2.6867181384903577E-8
type/SRV	1.5045621575546003E-8
root/d-root	1.5045621575546003E-8
root/j-root	1.5045621575546003E-8
root/h-root	1.397093432014986E-8
root/e-root	1.0746872553961431E-8
type/MX	9.672185298565288E-9
type/ANY	2.149374510792286E-9
type/SOA	2.149374510792286E-9
root/g-root	1.074687255396143E-9
type/NS	1.074687255396143E-9

Table 2.195: Top events found for the pattern: 195 (Section 2.195)

### :: 2.195 Pattern: 195

Information for pattern:

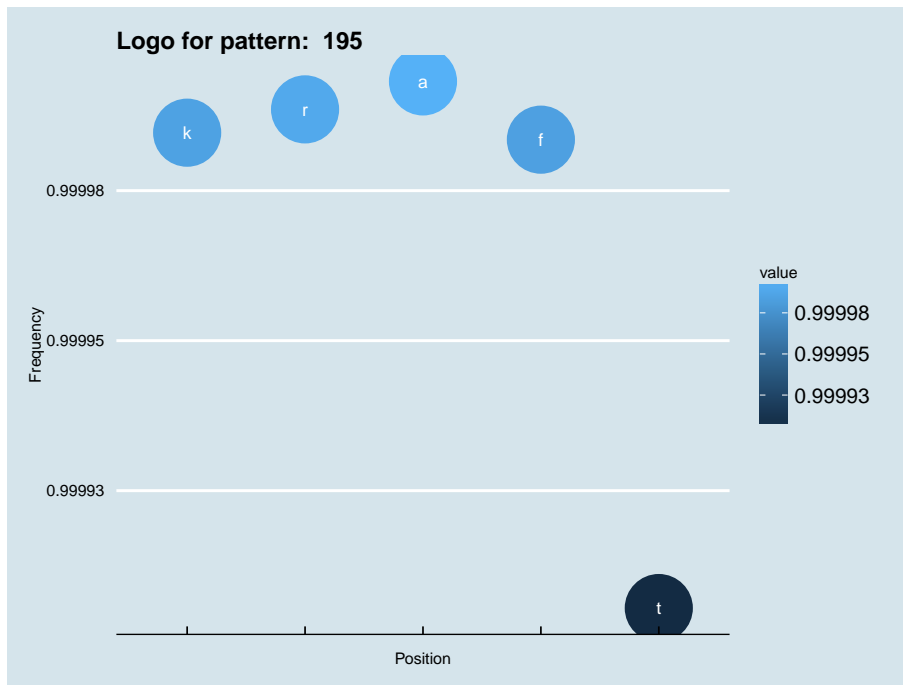
`.{0,5}+[k][r][a][f][t]`

- Records that match the regex: [ 323 ]
- Corresponding ratio: [ 3.471239834929542E-7 ]

Top events found for the pattern are shown in table 2.195. Visualization of the pattern is shown in figure 2.195



Figure 2.195: Regex visualization for pattern: 195



Event List	
Event	Frequency
protocol/udp	3.438999217267658E-7
type/A	3.438999217267658E-7
root/m-root	1.8592089518353275E-7
root/k-root	7.952685689931459E-8
root/a-root	6.018248630218401E-8
root/f-root	1.8269683341734432E-8

Table 2.196: Top events found for the pattern: 196 (Section 2.196)

### :: 2.196 Pattern: 196

Information for pattern:

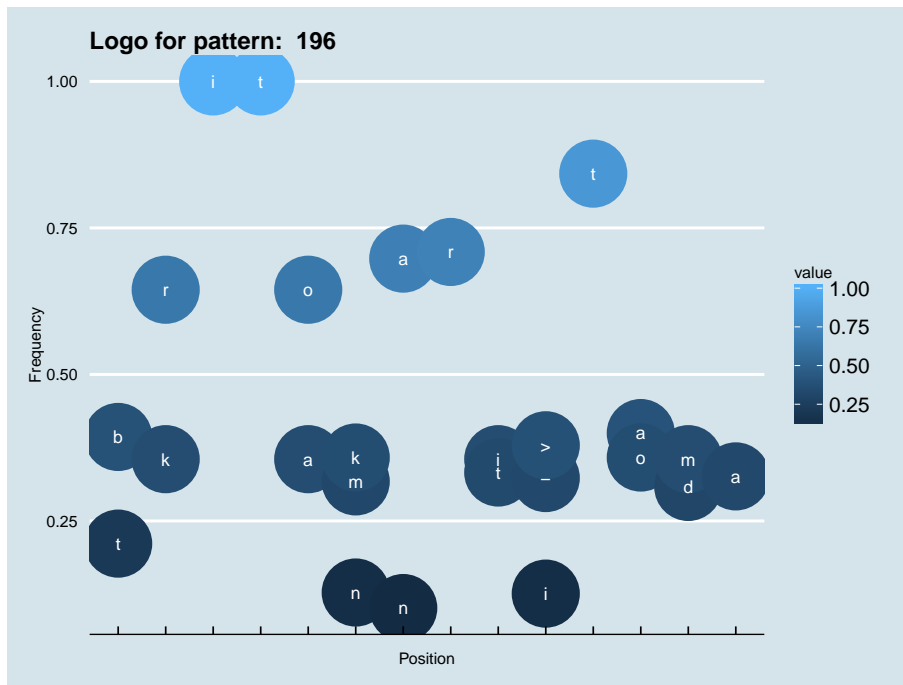
```
[bt]?+[r][i][t][o][kmn][a][r][it][->i][t][ao][dm]?
+.?+
```

- Records that match the regex: [ 320 ]
- Corresponding ratio: [ 3.438999217267658E-7 ]

Top events found for the pattern are shown in table 2.196. Visualization of the pattern is shown in figure 2.196



Figure 2.196: Regex visualization for pattern: 196



Event List	
Event	Frequency
protocol/udp	3.2348086387423905E-7
type/A	3.2348086387423905E-7
root/e-root	1.020952892626336E-7
root/d-root	7.952685689931459E-8
root/g-root	7.092935885614545E-8
root/h-root	6.877998434535315E-8
root/f-root	2.149374510792286E-9

Table 2.197: Top events found for the pattern: 197 (Section 2.197)

⚡ 2.197 Pattern: 197

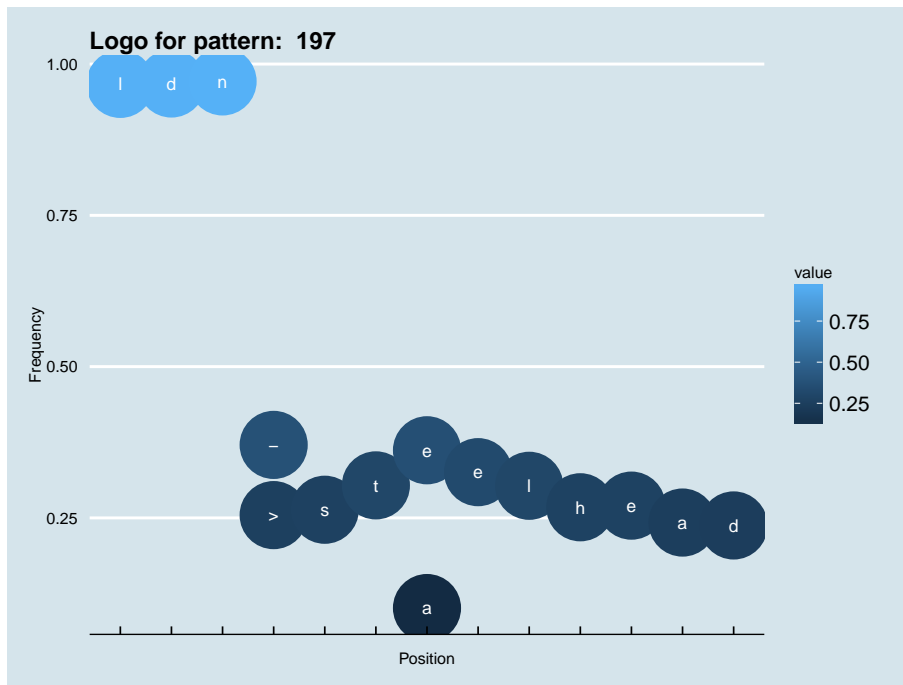
Information for pattern:

`[l][d][n][->][s][t][ae][e]?+[l]?+[h]?+.{0,3}+`

- Records that match the regex: 「 301 」
- Corresponding ratio: 「 3.2348086387423905E-7 」

Top events found for the pattern are shown in table 2.197. Visualization of the pattern is shown in figure 2.197

Figure 2.197: Regex visualization for pattern: 197



Event List	
Event	Frequency
protocol/udp	3.2240617661884294E-7
type/A	1.6657652458640217E-7
type/DS	1.5582965203244075E-7
root/i-root	6.448123532376859E-8
root/a-root	4.943561374822258E-8
root/c-root	4.8360926492826435E-8
root/j-root	4.191280296044958E-8
root/k-root	3.6539366683468865E-8
root/h-root	2.794186864029972E-8
root/d-root	2.6867181384903577E-8
root/f-root	1.5045621575546003E-8
root/m-root	1.1821559809357574E-8

Table 2.198: Top events found for the pattern: 198 (Section 2.198)

### ∴ 2.198 Pattern: 198

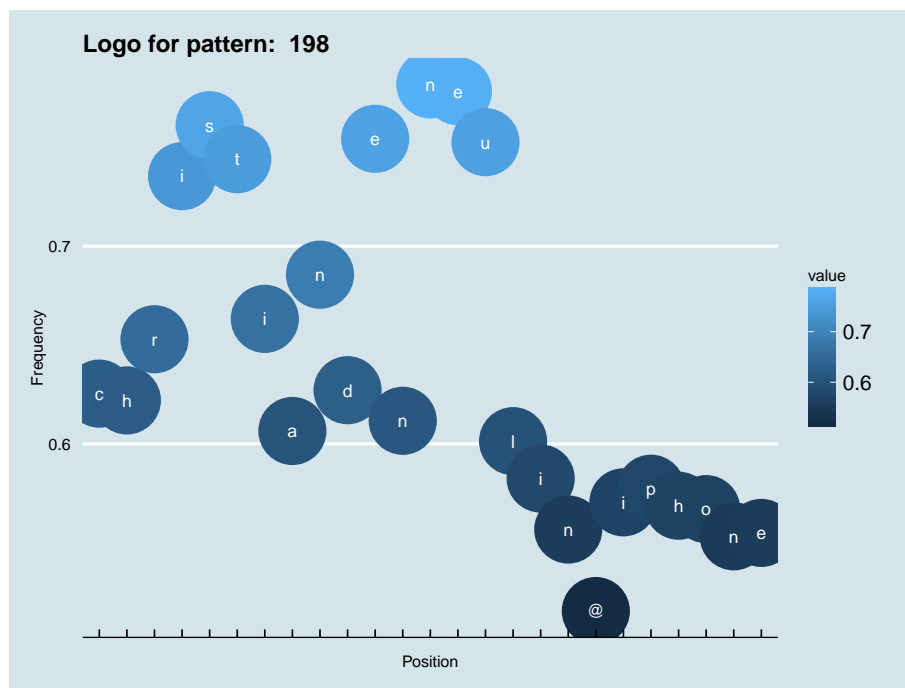
Information for pattern:

```
[c][h][r][i][s][t][i][a][n][d][e][n]{2}+[e][u][l][i][n][@][i][p][h][o][n][e]
```

- Records that match the regex: 「 300 」
- Corresponding ratio: 「 3.2240617661884294E-7 」

Top events found for the pattern are shown in table 2.198. Visualization of the pattern is shown in figure 2.198

Figure 2.198: Regex visualization for pattern: 198



Event List	
Event	Frequency
type/A	3.019871187663162E-7
protocol/udp	3.019871187663162E-7
root/j-root	1.0961810005040659E-7
root/f-root	8.49002931762953E-8
root/i-root	3.9763428449657294E-8
root/m-root	1.5045621575546003E-8
root/h-root	1.2896247064753716E-8
root/a-root	8.597498043169144E-9
root/d-root	7.522810787773001E-9
root/l-root	6.448123532376858E-9
root/c-root	5.3734362769807155E-9
root/b-root	4.298749021584572E-9
root/k-root	3.224061766188429E-9
root/e-root	2.149374510792286E-9
root/g-root	2.149374510792286E-9

Table 2.199: Top events found for the pattern: 199 (Section 2.199)

### :: 2.199 Pattern: 199

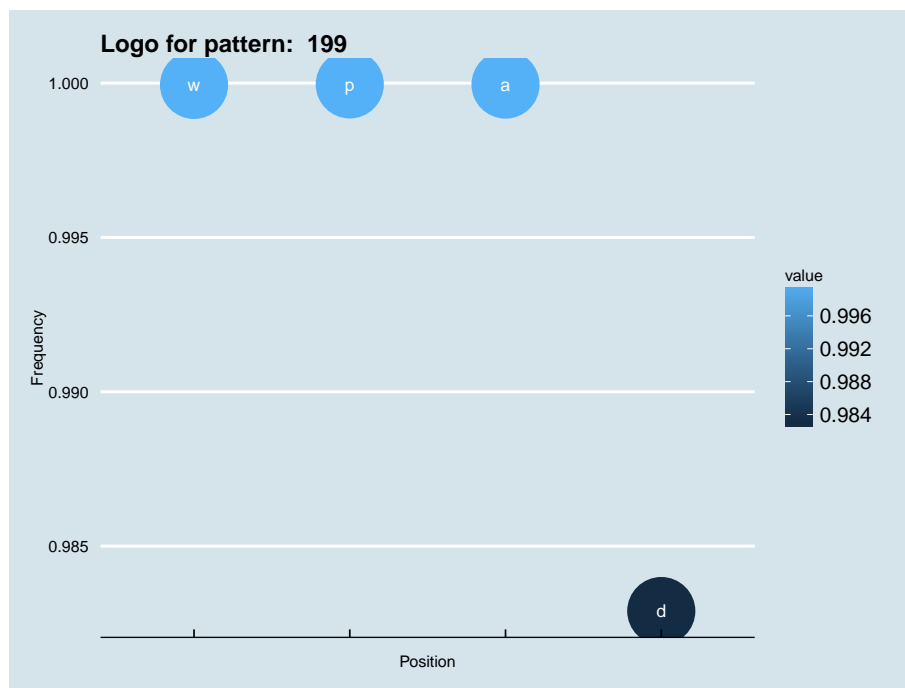
Information for pattern:

`.{0,8}+[w][p][a][d].{0,5}+`

- Records that match the regex: [ 281 ]
- Corresponding ratio: [ 3.019871187663162E-7 ]

Top events found for the pattern are shown in table 2.199. Visualization of the pattern is shown in figure 2.199

Figure 2.199: Regex visualization for pattern: 199



Event List	
Event	Frequency
type/A	2.987630570001278E-7
protocol/udp	2.987630570001278E-7
root/d-root	9.564716573025674E-8
root/f-root	6.555592257916472E-8
root/i-root	6.23318608129763E-8
root/k-root	2.9016555895695862E-8
root/m-root	1.5045621575546003E-8
root/c-root	1.5045621575546003E-8
root/j-root	1.1821559809357574E-8
root/h-root	2.149374510792286E-9
root/a-root	1.074687255396143E-9
root/l-root	1.074687255396143E-9

Table 2.200: Top events found for the pattern: 200 (Section 2.200)

### ⚡ 2.200 Pattern: 200

Information for pattern:

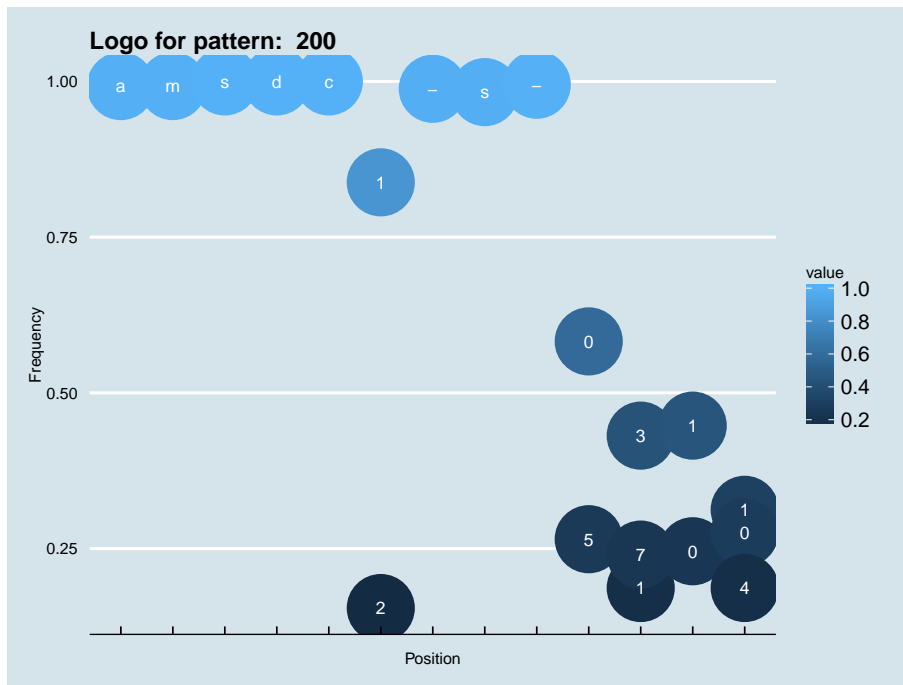
```
[a][m][s][d][c][1][-][s][-][0][137][01][014].{0,9}
+
```

- Records that match the regex: 「 278 」
- Corresponding ratio: 「 2.987630570001278E-7 」

Top events found for the pattern are shown in table 2.200. Visualization of the pattern is shown in figure 2.200



Figure 2.200: Regex visualization for pattern: 200



Event List	
Event	Frequency
protocol/udp	2.9553899523393935E-7
type/AAAA	1.644271500756099E-7
type/A	1.3111184515832945E-7
root/c-root	5.910779904678787E-8
root/a-root	5.265967551441101E-8
root/h-root	4.513686472663801E-8
root/d-root	3.9763428449657294E-8
root/k-root	2.5792494129507432E-8
root/l-root	2.471780687411129E-8
root/f-root	1.8269683341734432E-8
root/e-root	9.672185298565288E-9
root/i-root	8.597498043169144E-9
root/m-root	7.522810787773001E-9
root/g-root	4.298749021584572E-9

Table 2.201: Top events found for the pattern: 201 (Section 2.201)

### :: 2.201 Pattern: 201

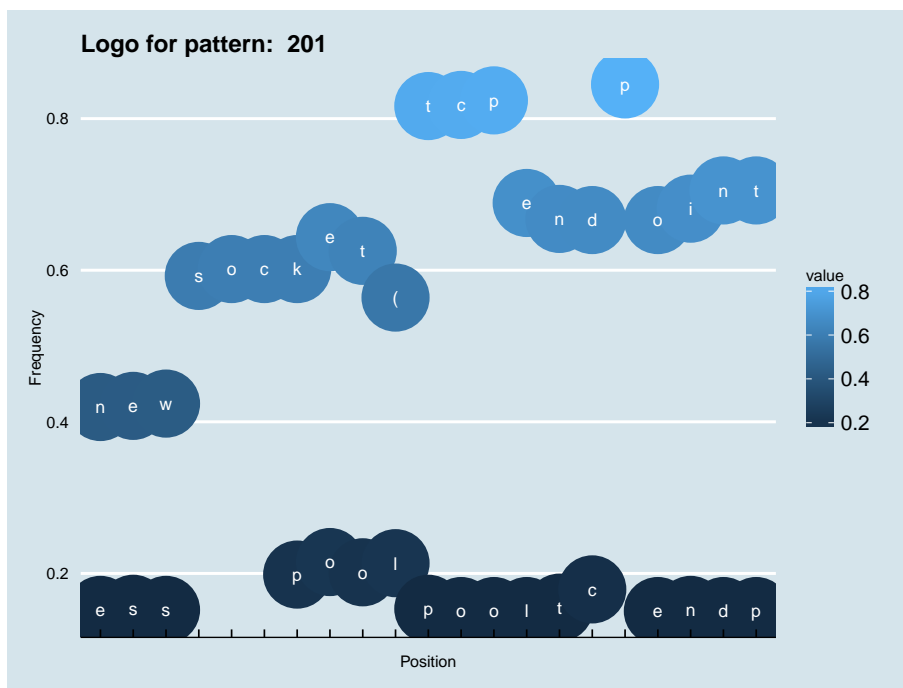
Information for pattern:

```
[en]?+[es]?+[sw]?+[s][o][c][k][e][t][()][t][c][p][e][n][d][p][o][i][n][t]
```

- Records that match the regex: [ 275 ]
- Corresponding ratio: [ 2.9553899523393935E-7 ]

Top events found for the pattern are shown in table 2.201. Visualization of the pattern is shown in figure 2.201

Figure 2.201: Regex visualization for pattern: 201





Event List	
Event	Frequency
protocol/udp	2.9016555895695865E-7
type/MX	2.246096363777939E-7
root/j-root	6.555592257916472E-8
type/A	4.191280296044958E-8
root/a-root	3.6539366683468865E-8
root/c-root	3.5464679428072724E-8
root/m-root	2.9016555895695862E-8
root/i-root	2.6867181384903577E-8
root/k-root	2.471780687411129E-8
root/l-root	2.3643119618715147E-8
root/h-root	1.6120308830942147E-8
root/f-root	1.5045621575546003E-8
root/d-root	1.5045621575546003E-8
type/ANY	1.0746872553961431E-8
type/AAAA	9.672185298565288E-9
type/CNAME	3.224061766188429E-9
root/e-root	2.149374510792286E-9

Table 2.202: Top events found for the pattern: 202 (Section 2.202)

**:: 2.202 Pattern: 202**

Information for pattern:

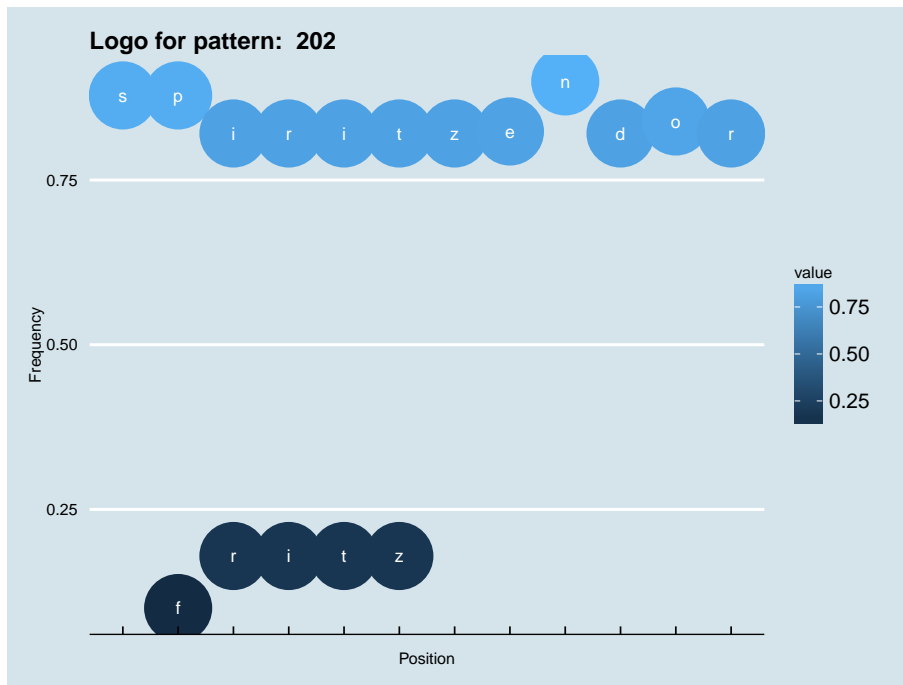
`[s][p][i][r][i][t][z][e][n][d][o][r].{0,2}+`

- ▶ Records that match the regex: 「 270 」
- ▶ Corresponding ratio: 「 2.9016555895695865E-7 」

Top events found for the pattern are shown in table 2.202. Visualization of the pattern is shown in figure 2.202



Figure 2.202: Regex visualization for pattern: 202



Event List	
Event	Frequency
protocol/udp	2.890908717015625E-7
type/A	2.4502869423032064E-7
root/f-root	3.7614053938865006E-8
root/k-root	3.5464679428072724E-8
type/AAAA	3.5464679428072724E-8
root/l-root	3.116593040648815E-8
root/c-root	3.0091243151092006E-8
root/j-root	2.5792494129507432E-8
root/a-root	2.471780687411129E-8
root/i-root	2.3643119618715147E-8
root/m-root	2.3643119618715147E-8
root/e-root	1.8269683341734432E-8
root/h-root	1.8269683341734432E-8
root/d-root	1.6120308830942147E-8
type/SOA	6.448123532376858E-9
root/g-root	4.298749021584572E-9
type/ANY	2.149374510792286E-9

Table 2.203: Top events found for the pattern: 203 (Section 2.203)

### ∴ 2.203 Pattern: 203

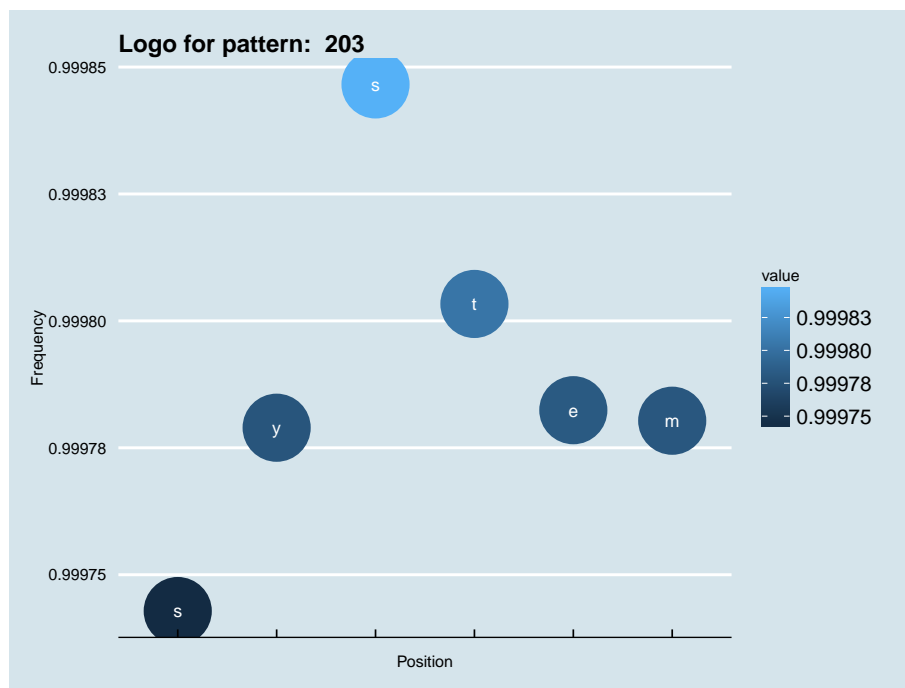
Information for pattern:

`.{0,29}+[s][y][s][t][e][m].{0,5}+`

- Records that match the regex: [ 269 ]
- Corresponding ratio: [ 2.890908717015625E-7 ]

Top events found for the pattern are shown in table 2.203. Visualization of the pattern is shown in figure 2.203

Figure 2.203: Regex visualization for pattern: 203



Event List	
Event	Frequency
protocol/udp	2.847921226799779E-7
type/A	2.7726931189220493E-7
root/f-root	1.3648528143531017E-7
root/a-root	3.7614053938865006E-8
root/j-root	3.4389992172676576E-8
root/l-root	1.9344370597130577E-8
root/h-root	1.397093432014986E-8
root/c-root	1.0746872553961431E-8
root/k-root	8.597498043169144E-9
type/AAAA	8.597498043169144E-9
root/i-root	7.522810787773001E-9
root/e-root	5.3734362769807155E-9
root/d-root	5.3734362769807155E-9
root/m-root	4.298749021584572E-9
root/b-root	2.149374510792286E-9
protocol/tcp	1.074687255396143E-9

Table 2.204: Top events found for the pattern: 204 (Section 2.204)

### :: 2.204 Pattern: 204

Information for pattern:

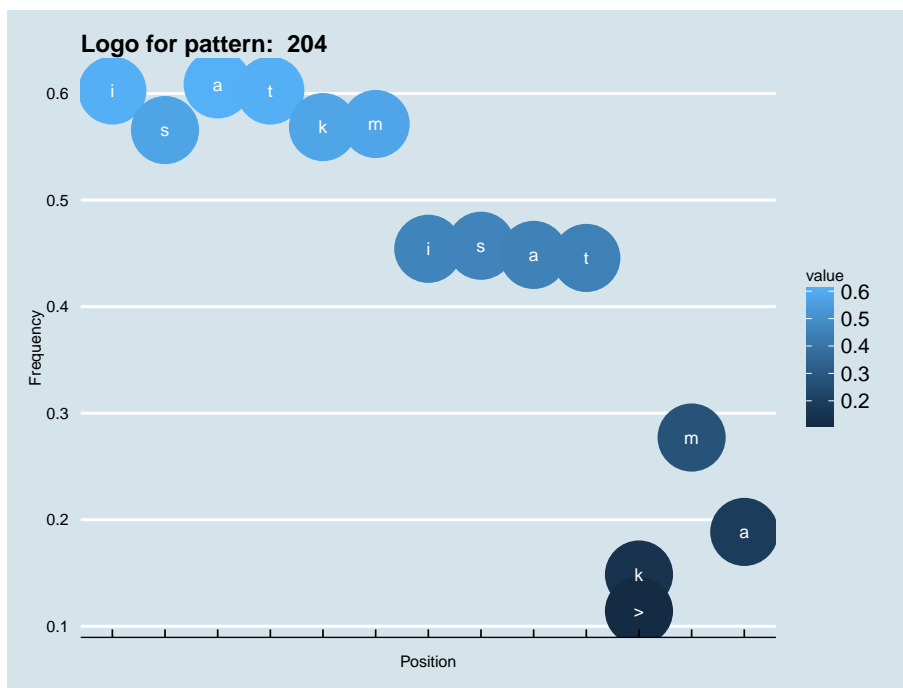
`[i][s][a][t][k][m].{0,12}+`

- Records that match the regex: [ 266 ]
- Corresponding ratio: [ 2.8586680993537406E-7 ]

Top events found for the pattern are shown in table 2.204. Visualization of the pattern is shown in figure 2.204



Figure 2.204: Regex visualization for pattern: 204



Event List	
Event	Frequency
protocol/udp	2.708211883598281E-7
type/A	2.2353494912239777E-7
root/l-root	6.23318608129763E-8
root/i-root	3.7614053938865006E-8
root/c-root	3.3315304917280435E-8
type/AAAA	3.0091243151092006E-8
root/f-root	2.6867181384903577E-8
root/k-root	2.5792494129507432E-8
root/j-root	2.471780687411129E-8
root/m-root	2.3643119618715147E-8
type/MX	1.7194996086338288E-8
root/h-root	1.5045621575546003E-8
root/a-root	1.397093432014986E-8
root/e-root	4.298749021584572E-9
root/d-root	3.224061766188429E-9

Table 2.205: Top events found for the pattern: 205 (Section 2.205)

### :: 2.205 Pattern: 205

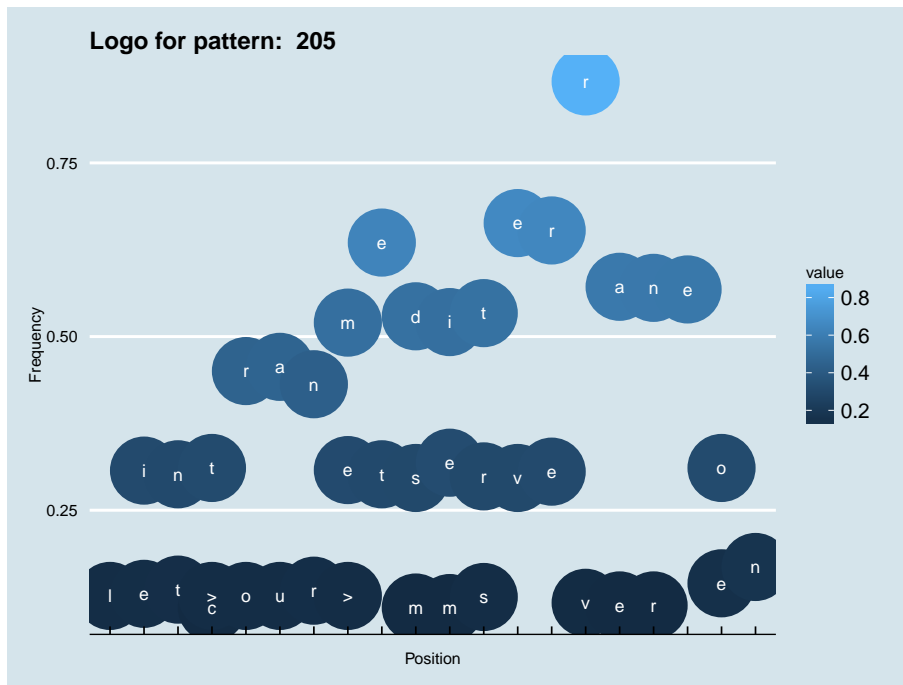
Information for pattern:

```
.{0,3}+[>ct]?+[or]?+[au]?+[nr]?+[m][e][d][i][t][e]
[r]{2}+[a][n][e][eo]?+.{0,2}+
```

- Records that match the regex: [ 252 ]
- Corresponding ratio: [ 2.708211883598281E-7 ]

Top events found for the pattern are shown in table 2.205. Visualization of the pattern is shown in figure 2.205

Figure 2.205: Regex visualization for pattern: 205



Event List	
Event	Frequency
protocol/udp	2.665224393382435E-7
type/A	2.493274432519052E-7
root/i-root	3.7614053938865006E-8
root/f-root	3.2240617661884294E-8
root/a-root	3.0091243151092006E-8
root/l-root	3.0091243151092006E-8
root/m-root	2.6867181384903577E-8
root/h-root	2.6867181384903577E-8
root/k-root	2.471780687411129E-8
root/j-root	2.3643119618715147E-8
root/d-root	1.6120308830942147E-8
type/MX	1.5045621575546003E-8
root/c-root	1.1821559809357574E-8
root/e-root	8.597498043169144E-9
type/AAAA	3.224061766188429E-9
protocol/tcp	2.149374510792286E-9
type/SRV	1.074687255396143E-9

Table 2.206: Top events found for the pattern: 206 (Section 2.206)

### ∴ 2.206 Pattern: 206

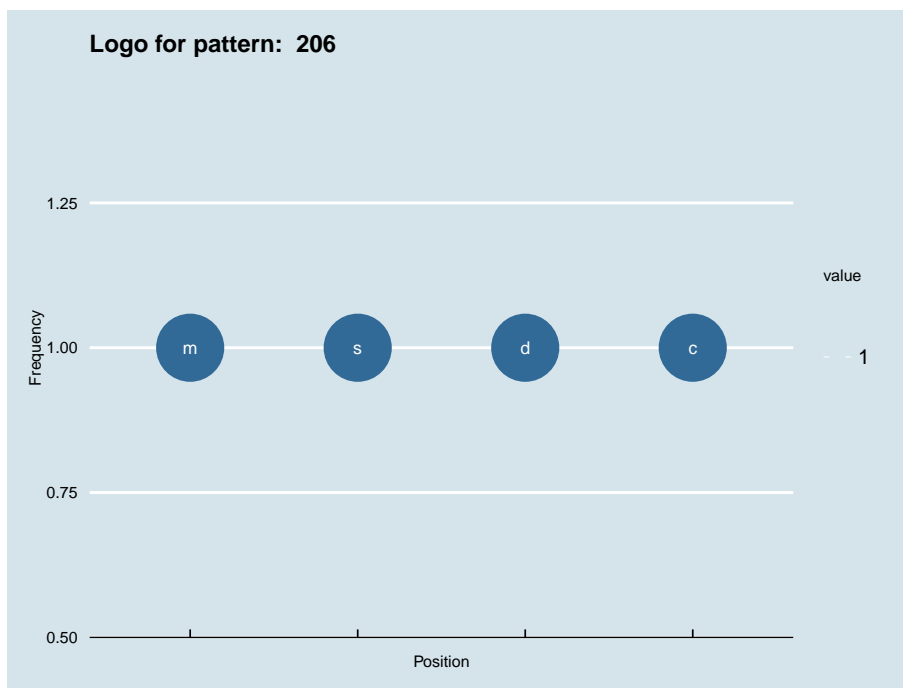
Information for pattern:

`.{0,6}+[m][s][d][c]`

- Records that match the regex: [ 250 ]
- Corresponding ratio: [ 2.6867181384903575E-7 ]

Top events found for the pattern are shown in table 2.206. Visualization of the pattern is shown in figure 2.206

Figure 2.206: Regex visualization for pattern: 206



Event List	
Event	Frequency
protocol/udp	2.622236903166589E-7
type/A	1.923690187159096E-7
type/SRV	6.877998434535315E-8
root/f-root	3.9763428449657294E-8
root/k-root	3.7614053938865006E-8
root/c-root	3.5464679428072724E-8
root/i-root	3.116593040648815E-8
root/a-root	2.0419057852526718E-8
root/l-root	2.0419057852526718E-8
root/m-root	1.8269683341734432E-8
root/h-root	1.7194996086338288E-8
root/d-root	1.6120308830942147E-8
root/j-root	1.1821559809357574E-8
root/e-root	9.672185298565288E-9
root/b-root	3.224061766188429E-9
root/g-root	2.149374510792286E-9
type/AAAA	2.149374510792286E-9
protocol/tcp	1.074687255396143E-9

Table 2.207: Top events found for the pattern: 207 (Section 2.207)

### :: 2.207 Pattern: 207

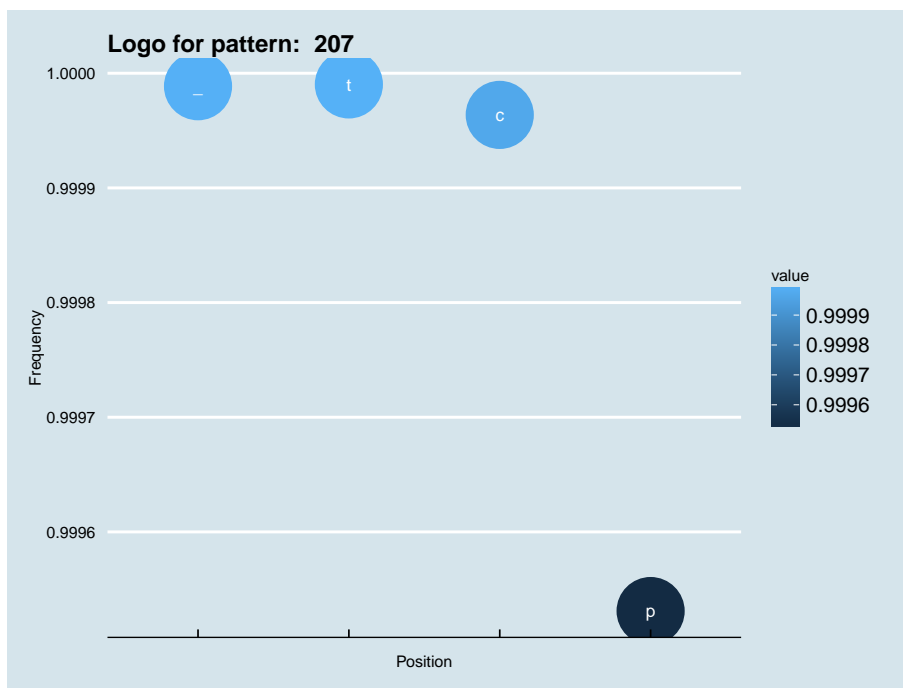
Information for pattern:

`.{0,6}+[_][t][c][p]`

- Records that match the regex: [ 245 ]
- Corresponding ratio: [ 2.6329837757205505E-7 ]

Top events found for the pattern are shown in table 2.207. Visualization of the pattern is shown in figure 2.207

Figure 2.207: Regex visualization for pattern: 207



Event List	
Event	Frequency
protocol/udp	2.5040213050730134E-7
type/A	2.396552579533399E-7
root/j-root	2.9016555895695862E-8
root/a-root	2.3643119618715147E-8
root/c-root	2.3643119618715147E-8
root/l-root	2.3643119618715147E-8
root/i-root	2.2568432363319006E-8
root/f-root	2.2568432363319006E-8
root/k-root	2.1493745107922862E-8
root/m-root	2.1493745107922862E-8
root/e-root	2.0419057852526718E-8
root/d-root	1.8269683341734432E-8
root/h-root	1.7194996086338288E-8
type/AAAA	1.0746872553961431E-8
root/g-root	6.448123532376858E-9

Table 2.208: Top events found for the pattern: 208 (Section 2.208)

### :: 2.208 Pattern: 208

Information for pattern:

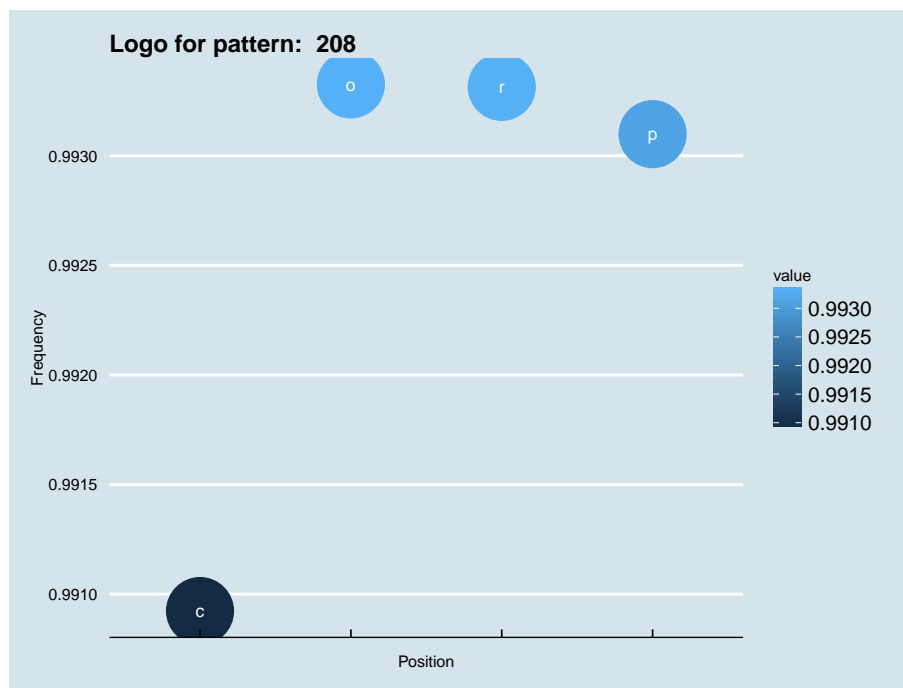
`.{0,33}+[c][o][r][p].{0,7}+`

- Records that match the regex: [ 233 ]
- Corresponding ratio: [ 2.5040213050730134E-7 ]

Top events found for the pattern are shown in table 2.208. Visualization of the pattern is shown in figure 2.208



Figure 2.208: Regex visualization for pattern: 208





Event List	
Event	Frequency
protocol/udp	2.4610338148571675E-7
type/A	2.4610338148571675E-7
root/c-root	5.373436276980715E-8
root/f-root	5.265967551441101E-8
root/m-root	3.0091243151092006E-8
root/k-root	2.471780687411129E-8
root/e-root	2.2568432363319006E-8
root/l-root	2.2568432363319006E-8
root/a-root	2.0419057852526718E-8
root/h-root	1.9344370597130577E-8

Table 2.209: Top events found for the pattern: 209 (Section 2.209)

∴ 2.209 Pattern: 209

Information for pattern:

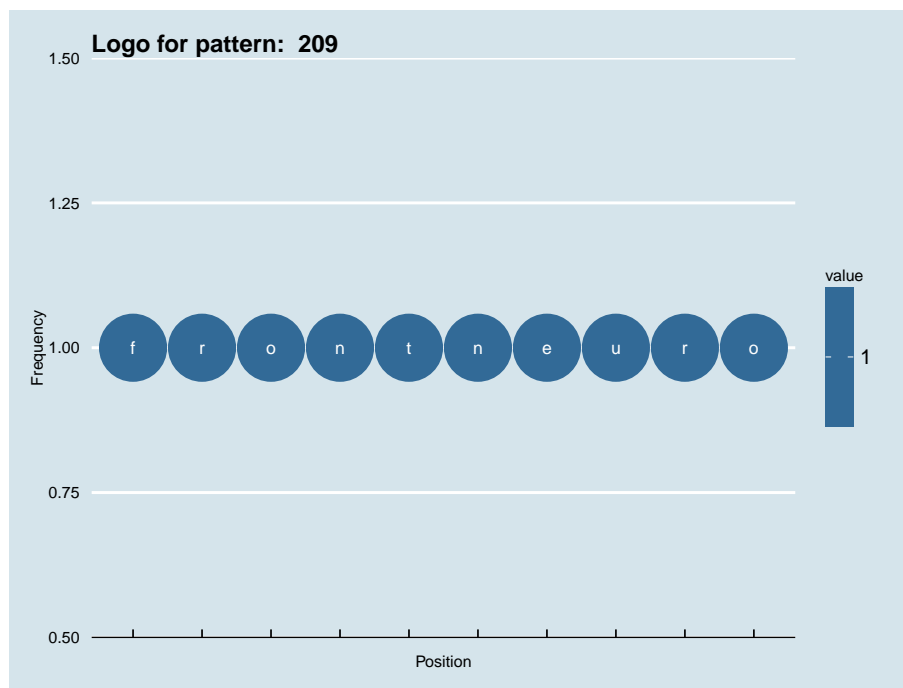
[f][r][o][n][t][n][e][u][r][o]

- Records that match the regex: 「 229 」
- Corresponding ratio: 「 2.4610338148571675E-7 」

Top events found for the pattern are shown in table 2.209. Visualization of the pattern is shown in figure 2.209



Figure 2.209: Regex visualization for pattern: 209



Event List	
Event	Frequency
protocol/udp	2.428793197195283E-7
type/A	2.3105775991017076E-7
root/m-root	3.8688741194261153E-8
root/i-root	3.6539366683468865E-8
root/c-root	3.0091243151092006E-8
root/j-root	2.9016555895695862E-8
root/f-root	2.3643119618715147E-8
root/k-root	2.2568432363319006E-8
root/a-root	1.8269683341734432E-8
root/l-root	1.7194996086338288E-8
root/h-root	1.1821559809357574E-8
type/AAAA	1.1821559809357574E-8
root/d-root	8.597498043169144E-9
root/e-root	6.448123532376858E-9

Table 2.210: Top events found for the pattern: 210 (Section 2.210)

### :: 2.210 Pattern: 210

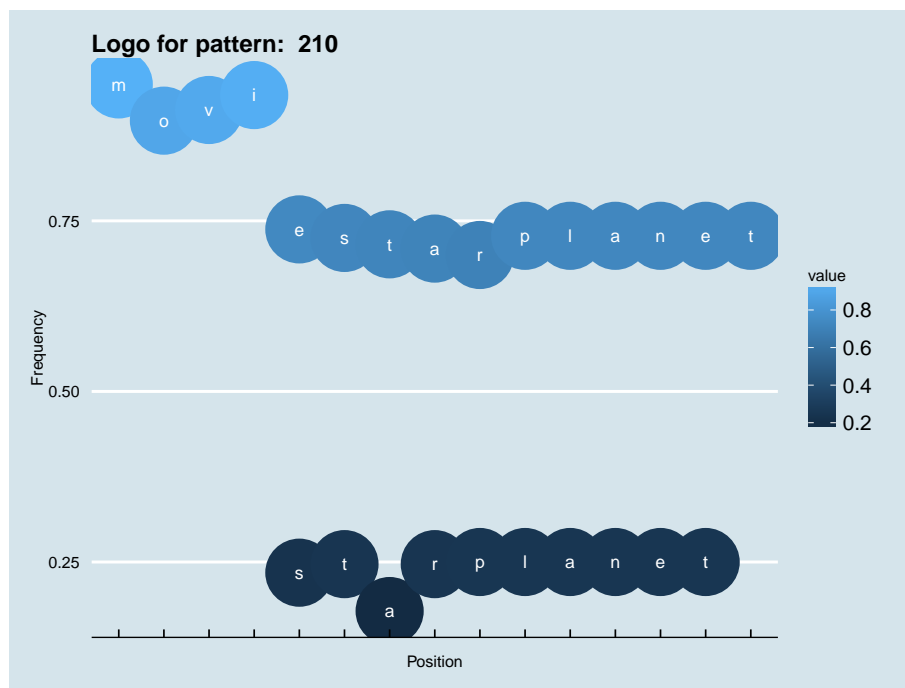
Information for pattern:

`[m][o][v][i][e][s][t][a][r][p][l][a][n][e][t]`

- Records that match the regex: [ 226 ]
- Corresponding ratio: [ 2.428793197195283E-7 ]

Top events found for the pattern are shown in table 2.210. Visualization of the pattern is shown in figure 2.210

Figure 2.210: Regex visualization for pattern: 210



Event List	
Event	Frequency
protocol/udp	2.3535650893175532E-7
type/A	2.1816151284541704E-7
root/f-root	3.4389992172676576E-8
root/k-root	3.116593040648815E-8
root/c-root	2.6867181384903577E-8
root/j-root	2.5792494129507432E-8
root/a-root	2.471780687411129E-8
root/i-root	1.7194996086338288E-8
root/e-root	1.7194996086338288E-8
root/m-root	1.7194996086338288E-8
root/l-root	1.6120308830942147E-8
root/h-root	1.2896247064753716E-8
root/d-root	1.1821559809357574E-8
type/AAAA	1.0746872553961431E-8
type/MX	4.298749021584572E-9
type/NS	1.074687255396143E-9
type/SOA	1.074687255396143E-9

Table 2.211: Top events found for the pattern: 211 (Section 2.211)

### ∴ 2.211 Pattern: 211

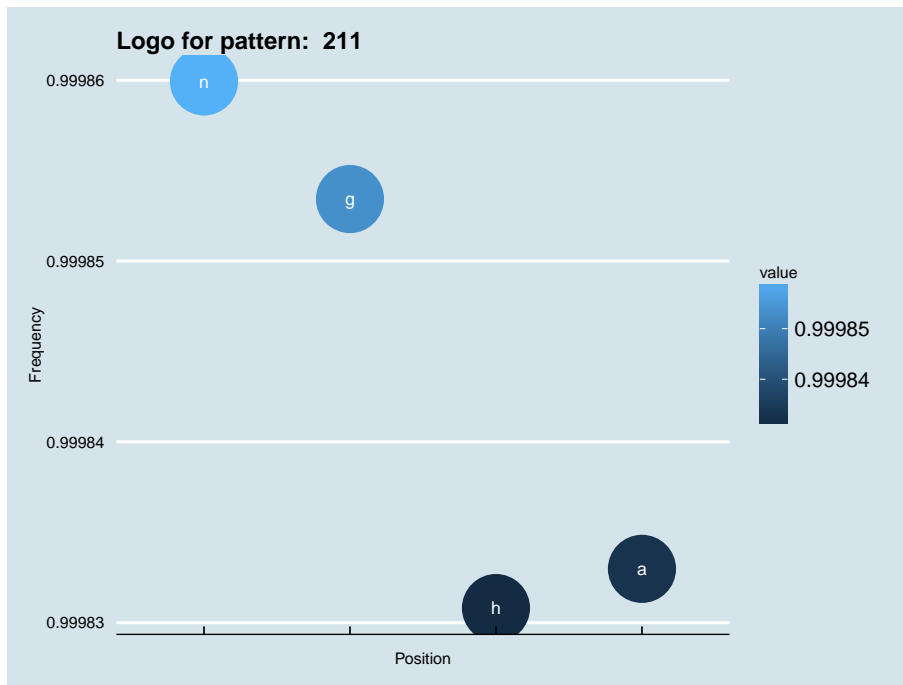
Information for pattern:

`.{0,17}+[n][g][h][a].?+`

- Records that match the regex: 「 219 」
- Corresponding ratio: 「 2.3535650893175532E-7 」

Top events found for the pattern are shown in table 2.211. Visualization of the pattern is shown in figure 2.211

Figure 2.211: Regex visualization for pattern: 211



Event List	
Event	Frequency
protocol/udp	2.170868255900209E-7
type/A	1.5690433928783688E-7
root/j-root	5.0510301003618724E-8
type/CNAME	3.6539366683468865E-8
root/i-root	3.3315304917280435E-8
root/a-root	2.471780687411129E-8
type/MX	2.3643119618715147E-8
root/f-root	2.0419057852526718E-8
root/l-root	1.9344370597130577E-8
root/k-root	1.8269683341734432E-8
root/c-root	1.8269683341734432E-8
root/m-root	1.397093432014986E-8
root/d-root	1.2896247064753716E-8
root/h-root	4.298749021584572E-9
root/e-root	2.149374510792286E-9
protocol/tcp	1.074687255396143E-9
type/AAAA	1.074687255396143E-9

Table 2.212: Top events found for the pattern: 212 (Section 2.212)

### ∴ 2.212 Pattern: 212

Information for pattern:

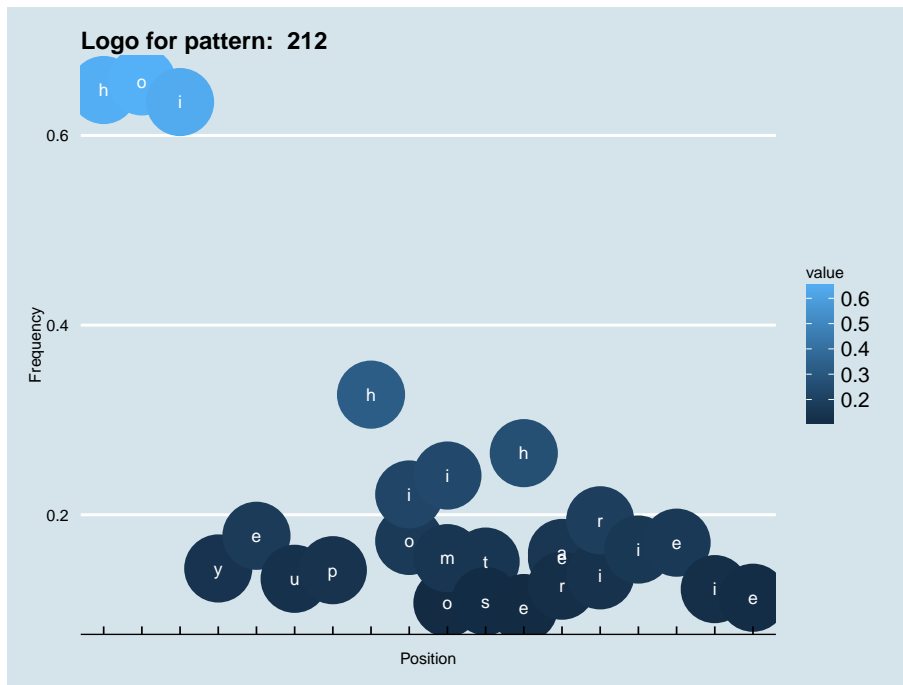
```
[h][o][i][y]?+[e]?+[u]?+[p]?+[h]?+[io][imo][st]?+[eh]?+[aer]?+[ir]?+.{0,16}+
```

- Records that match the regex: [ 203 ]
- Corresponding ratio: [ 2.1816151284541704E-7 ]

Top events found for the pattern are shown in table 2.212. Visualization of the pattern is shown in figure 2.212



Figure 2.212: Regex visualization for pattern: 212



Event List	
Event	Frequency
protocol/udp	2.0526526578066332E-7
type/A	1.8054745890655205E-7
root/j-root	4.4062177471241865E-8
root/c-root	3.4389992172676576E-8
root/f-root	3.0091243151092006E-8
root/i-root	2.6867181384903577E-8
root/h-root	1.9344370597130577E-8
root/k-root	1.7194996086338288E-8
protocol/tcp	1.2896247064753716E-8
root/m-root	1.1821559809357574E-8
type/MX	1.1821559809357574E-8
type/ANY	1.0746872553961431E-8
root/d-root	1.0746872553961431E-8
root/a-root	9.672185298565288E-9
root/l-root	9.672185298565288E-9
type/NS	6.448123532376858E-9
root/e-root	4.298749021584572E-9
type/SOA	4.298749021584572E-9
type/AAAA	3.224061766188429E-9
type/CNAME	1.074687255396143E-9

Table 2.213: Top events found for the pattern: 213 (Section 2.213)

### :: 2.213 Pattern: 213

Information for pattern:

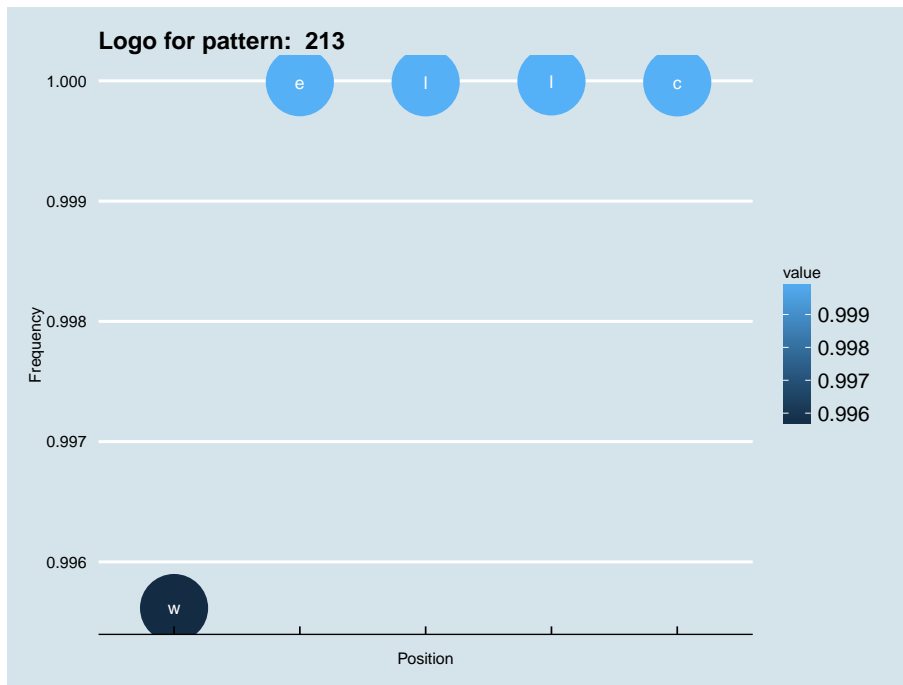
`.{0,5}+[w][e][1]{2}+[c]`

- Records that match the regex: [ 203 ]
- Corresponding ratio: [ 2.1816151284541704E-7 ]

Top events found for the pattern are shown in table 2.213. Visualization of the pattern is shown in figure 2.213



Figure 2.213: Regex visualization for pattern: 213



Event List	
Event	Frequency
protocol/udp	2.170868255900209E-7
type/A	2.1063870205764405E-7
root/j-root	2.794186864029972E-8
root/a-root	2.2568432363319006E-8
root/i-root	2.1493745107922862E-8
root/e-root	2.0419057852526718E-8
root/k-root	1.9344370597130577E-8
root/c-root	1.9344370597130577E-8
root/f-root	1.8269683341734432E-8
root/m-root	1.7194996086338288E-8
root/d-root	1.6120308830942147E-8
root/l-root	1.6120308830942147E-8
root/h-root	1.397093432014986E-8
type/AAAA	6.448123532376858E-9
root/g-root	4.298749021584572E-9

Table 2.214: Top events found for the pattern: 214 (Section 2.214)

### :: 2.214 Pattern: 214

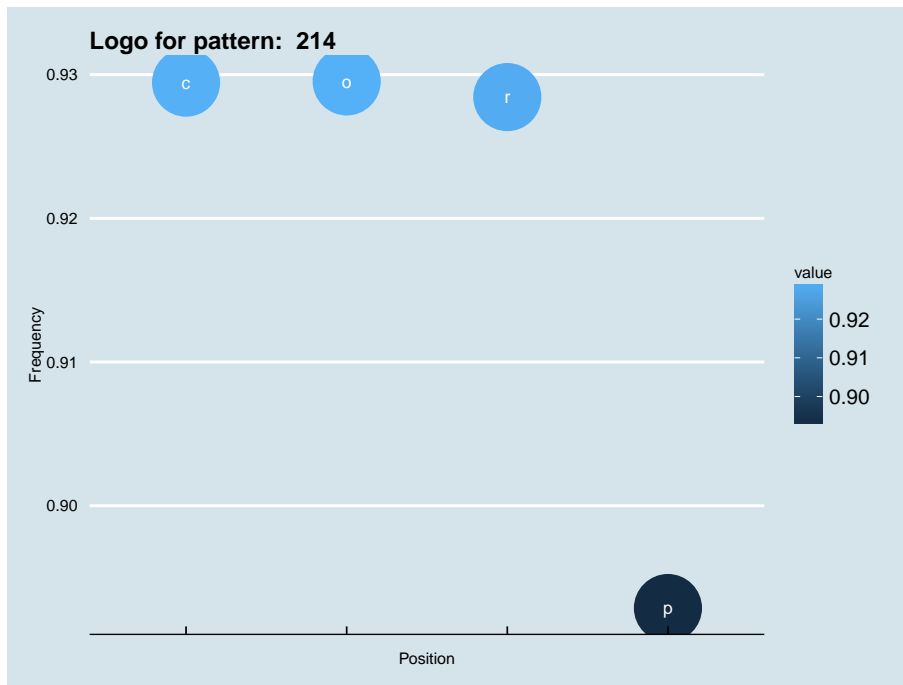
Information for pattern:

`.{0,36}+[c][o][r][p].{0,14}+`

- Records that match the regex: [ 202 ]
- Corresponding ratio: [ 2.170868255900209E-7 ]

Top events found for the pattern are shown in table 2.214. Visualization of the pattern is shown in figure 2.214

Figure 2.214: Regex visualization for pattern: 214



Event List	
Event	Frequency
protocol/udp	2.1601213833462475E-7
type/SOA	1.869955824389289E-7
root/c-root	7.737748238852231E-8
root/j-root	4.0838115705053435E-8
root/m-root	3.9763428449657294E-8
root/k-root	2.2568432363319006E-8
type/A	2.0419057852526718E-8
root/a-root	8.597498043169144E-9
root/f-root	8.597498043169144E-9
type/NS	5.3734362769807155E-9
root/l-root	5.3734362769807155E-9
root/e-root	4.298749021584572E-9
root/h-root	4.298749021584572E-9
root/i-root	3.224061766188429E-9
type/MX	3.224061766188429E-9
root/d-root	2.149374510792286E-9
protocol/tcp	1.074687255396143E-9
type/AAAA	1.074687255396143E-9

Table 2.215: Top events found for the pattern: 215 (Section 2.215)

### :: 2.215 Pattern: 215

Information for pattern:

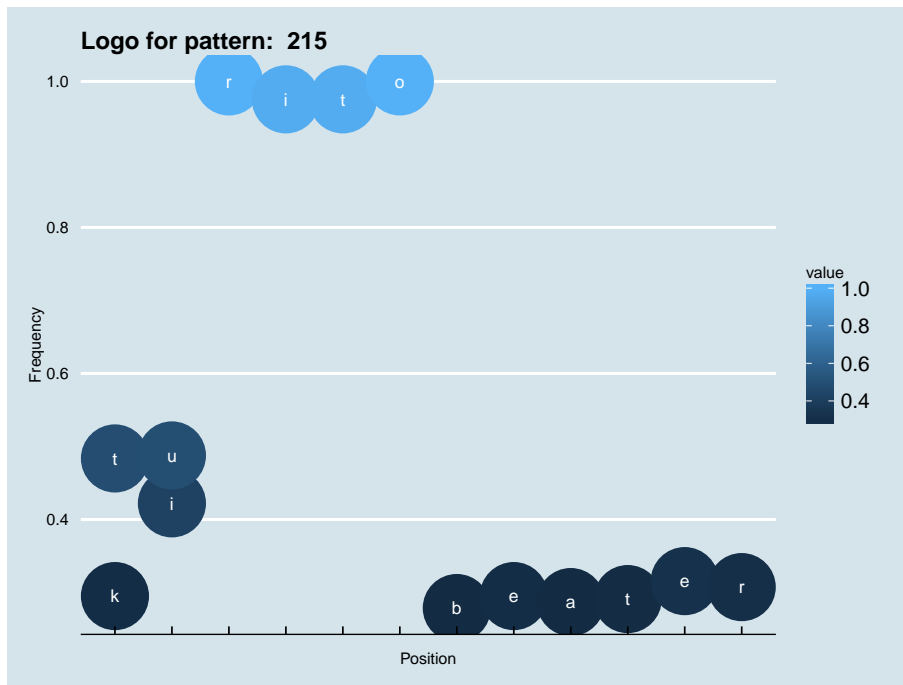
`[kt][iu][r][i][t][o][b]?+[e]?+[a]?+[t]?+.{0,8}+`

- Records that match the regex: `[ 202 ]`
- Corresponding ratio: `[ 2.170868255900209E-7 ]`

Top events found for the pattern are shown in table 2.215. Visualization of the pattern is shown in figure 2.215



Figure 2.215: Regex visualization for pattern: 215



Event List	
Event	Frequency
protocol/udp	2.170868255900209E-7
type/A	1.3863465594610247E-7
type/AAAA	7.845216964391844E-8
root/i-root	6.663060983456087E-8
root/k-root	3.4389992172676576E-8
root/j-root	2.3643119618715147E-8
root/c-root	2.2568432363319006E-8
root/m-root	2.1493745107922862E-8
root/f-root	1.7194996086338288E-8
root/a-root	6.448123532376858E-9
root/h-root	6.448123532376858E-9
root/l-root	6.448123532376858E-9
root/e-root	5.3734362769807155E-9
root/d-root	4.298749021584572E-9
root/g-root	2.149374510792286E-9

Table 2.216: Top events found for the pattern: 216 (Section 2.216)

### :: 2.216 Pattern: 216

Information for pattern:

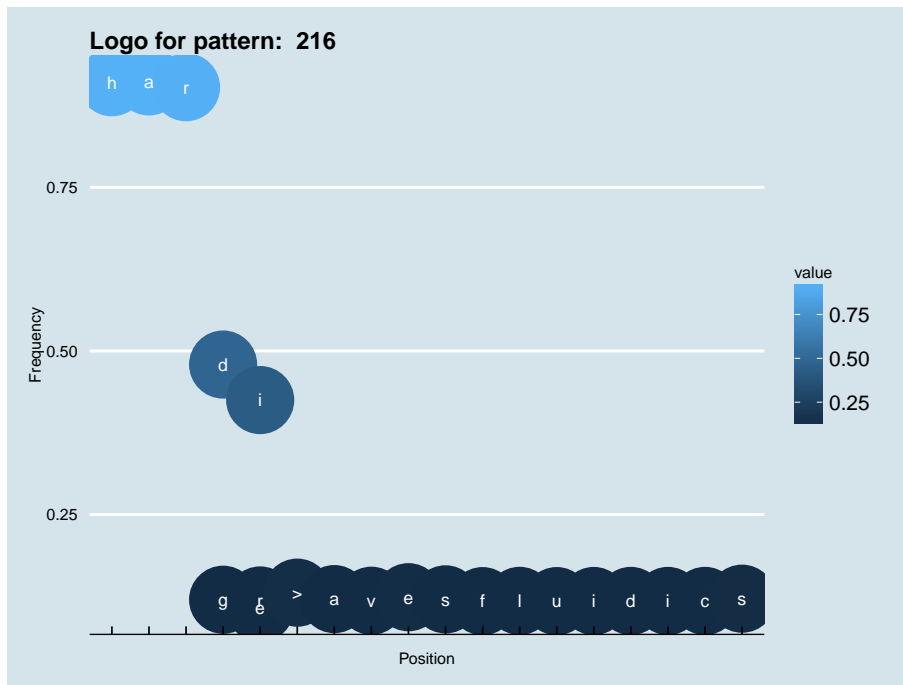
`.{0,29}+[h][a][r][dg][eir]?+.{0,29}+`

- Records that match the regex: [ 202 ]
- Corresponding ratio: [ 2.170868255900209E-7 ]

Top events found for the pattern are shown in table 2.216. Visualization of the pattern is shown in figure 2.216



Figure 2.216: Regex visualization for pattern: 216



Event List	
Event	Frequency
protocol/udp	2.1278807656843632E-7
type/A	1.0424466377342588E-7
type/SOA	6.877998434535315E-8
root/f-root	2.9016555895695862E-8
root/m-root	2.6867181384903577E-8
root/k-root	2.471780687411129E-8
type/MX	2.471780687411129E-8
root/a-root	2.2568432363319006E-8
root/c-root	2.0419057852526718E-8
root/i-root	1.7194996086338288E-8
root/e-root	1.6120308830942147E-8
root/d-root	1.6120308830942147E-8
root/l-root	1.6120308830942147E-8
root/h-root	1.397093432014986E-8
root/j-root	8.597498043169144E-9
type/NS	7.522810787773001E-9
type/AAAA	5.3734362769807155E-9
type/ANY	3.224061766188429E-9
root/b-root	2.149374510792286E-9
protocol/tcp	1.074687255396143E-9

Table 2.217: Top events found for the pattern: 217 (Section 2.217)

### :: 2.217 Pattern: 217

Information for pattern:

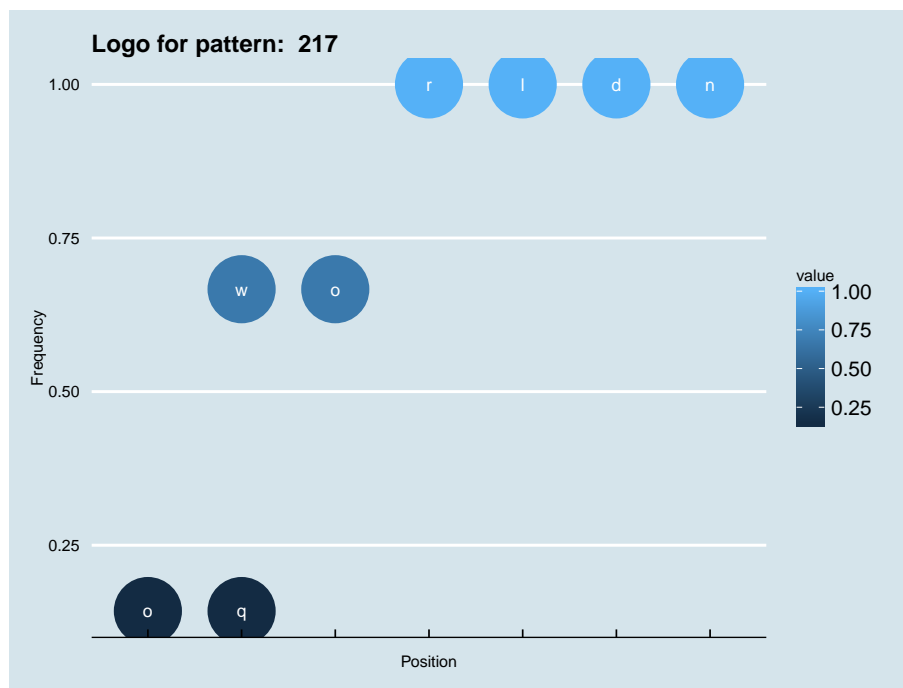
`.{0,3}+[w][o][r][l][d][n].?+`

- Records that match the regex: [ 199 ]
- Corresponding ratio: [ 2.1386276382383248E-7 ]

Top events found for the pattern are shown in table 2.217. Visualization of the pattern is shown in figure 2.217



Figure 2.217: Regex visualization for pattern: 217



Event List	
Event	Frequency
type/A	1.9129433146051347E-7
protocol/udp	1.9129433146051347E-7
root/c-root	6.98546716007493E-8
root/h-root	4.7286239237430294E-8
root/j-root	1.6120308830942147E-8
root/a-root	1.1821559809357574E-8
root/l-root	1.1821559809357574E-8
root/i-root	7.522810787773001E-9
root/f-root	7.522810787773001E-9
root/k-root	6.448123532376858E-9
root/d-root	6.448123532376858E-9
root/m-root	5.3734362769807155E-9
root/e-root	1.074687255396143E-9

Table 2.218: Top events found for the pattern: 218 (Section 2.218)

### :: 2.218 Pattern: 218

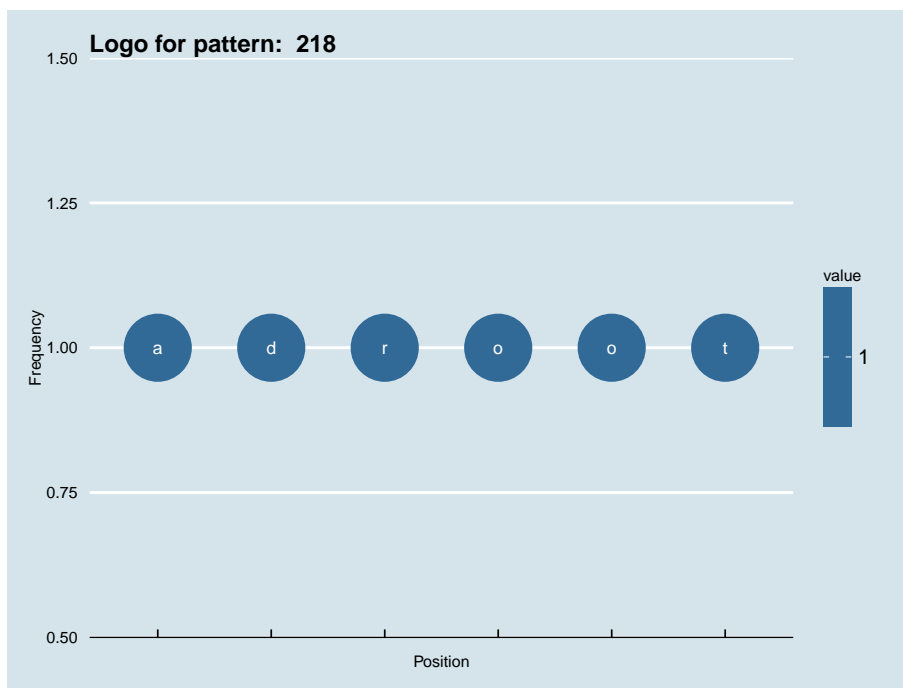
Information for pattern:

`.{0,10}+[a][d][r][o]{2}+[t]`

- Records that match the regex: [ 178 ]
- Corresponding ratio: [ 1.9129433146051347E-7 ]

Top events found for the pattern are shown in table 2.218. Visualization of the pattern is shown in figure 2.218

Figure 2.218: Regex visualization for pattern: 218



Event List	
Event	Frequency
protocol/udp	1.8914495694972118E-7
type/A	1.8914495694972118E-7
root/f-root	1.375599686907063E-7
root/j-root	3.5464679428072724E-8
root/l-root	1.1821559809357574E-8
root/h-root	3.224061766188429E-9
root/c-root	1.074687255396143E-9

Table 2.219: Top events found for the pattern: 219 (Section 2.219)

### ∴ 2.219 Pattern: 219

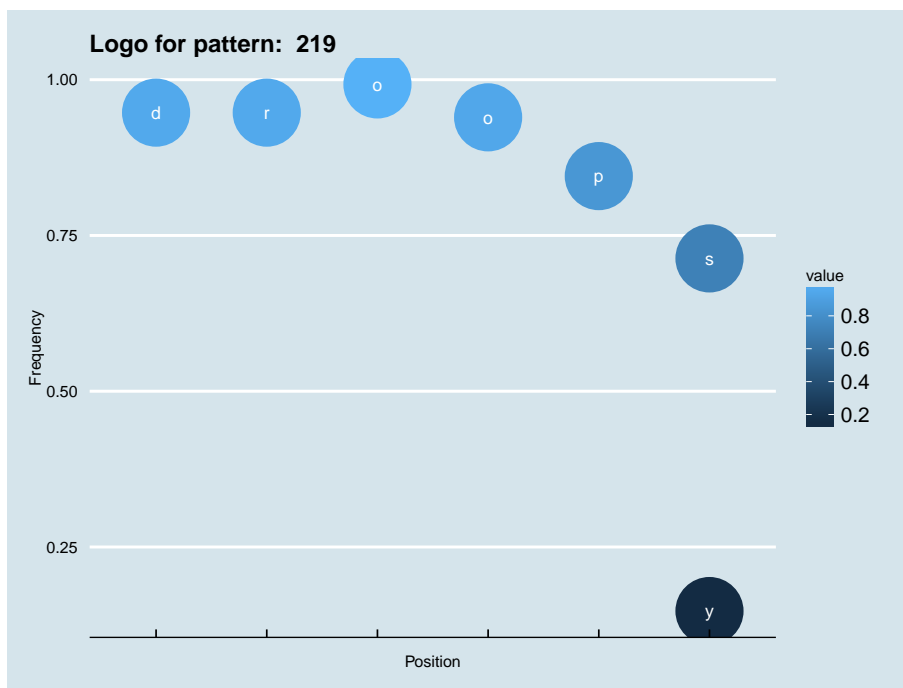
Information for pattern:

`[d][r][o]{2}+[p][s].{0,9}+`

- ▶ Records that match the regex: `[ 176 ]`
- ▶ Corresponding ratio: `[ 1.8914495694972118E-7 ]`

Top events found for the pattern are shown in table 2.219. Visualization of the pattern is shown in figure 2.219

Figure 2.219: Regex visualization for pattern: 219



Event List	
Event	Frequency
protocol/udp	1.8807026969432504E-7
type/A	1.6550183733100604E-7
root/f-root	3.8688741194261153E-8
root/k-root	3.116593040648815E-8
root/c-root	2.471780687411129E-8
root/a-root	2.1493745107922862E-8
root/i-root	1.6120308830942147E-8
root/j-root	1.6120308830942147E-8
type/AAAA	1.5045621575546003E-8
root/m-root	1.2896247064753716E-8
root/l-root	1.0746872553961431E-8
root/h-root	7.522810787773001E-9
root/e-root	5.3734362769807155E-9
type/SPF	4.298749021584572E-9
type/MX	3.224061766188429E-9
root/d-root	2.149374510792286E-9
root/b-root	1.074687255396143E-9

Table 2.220: Top events found for the pattern: 220 (Section 2.220)

### ∴ 2.220 Pattern: 220

Information for pattern:

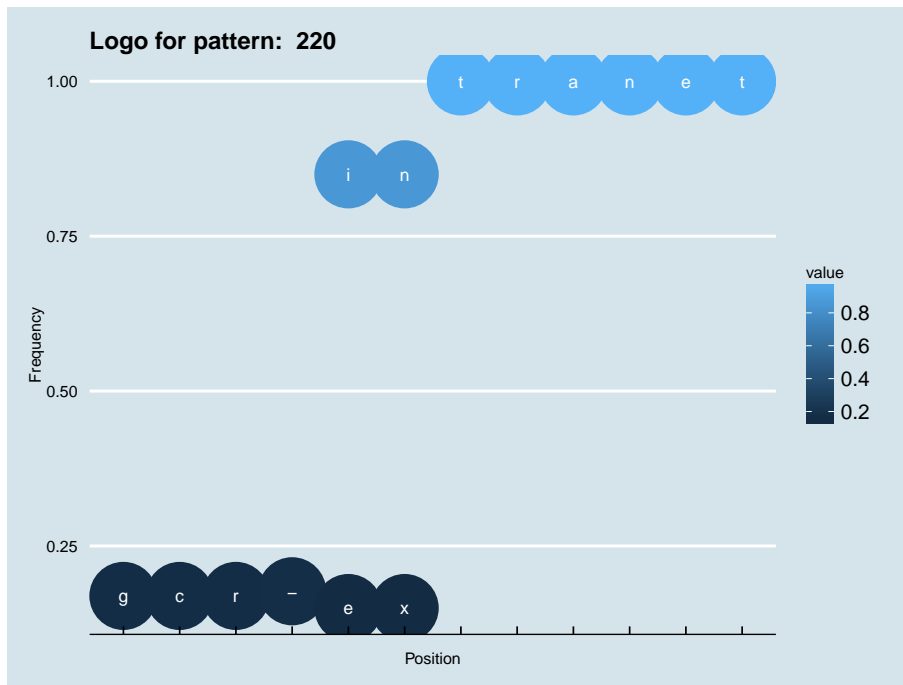
`.{0,9}+[i][n][t][r][a][n][e][t]`

- ▶ Records that match the regex: 「 175 」
- ▶ Corresponding ratio: 「 1.8807026969432504E-7 」

Top events found for the pattern are shown in table 2.220. Visualization of the pattern is shown in figure 2.220



Figure 2.220: Regex visualization for pattern: 220



Event List	
Event	Frequency
protocol/udp	1.7732339714036362E-7
type/A	1.6550183733100604E-7
root/l-root	6.555592257916472E-8
root/f-root	2.794186864029972E-8
root/i-root	2.5792494129507432E-8
root/j-root	1.1821559809357574E-8
root/a-root	1.0746872553961431E-8
root/h-root	9.672185298565288E-9
root/c-root	9.672185298565288E-9
root/k-root	8.597498043169144E-9
root/d-root	6.448123532376858E-9
type/NS	5.3734362769807155E-9
type/SOA	2.149374510792286E-9
type/SRV	2.149374510792286E-9
type/AAAA	2.149374510792286E-9
root/m-root	1.074687255396143E-9

Table 2.221: Top events found for the pattern: 221 (Section 2.221)

∴ 2.221 Pattern: 221

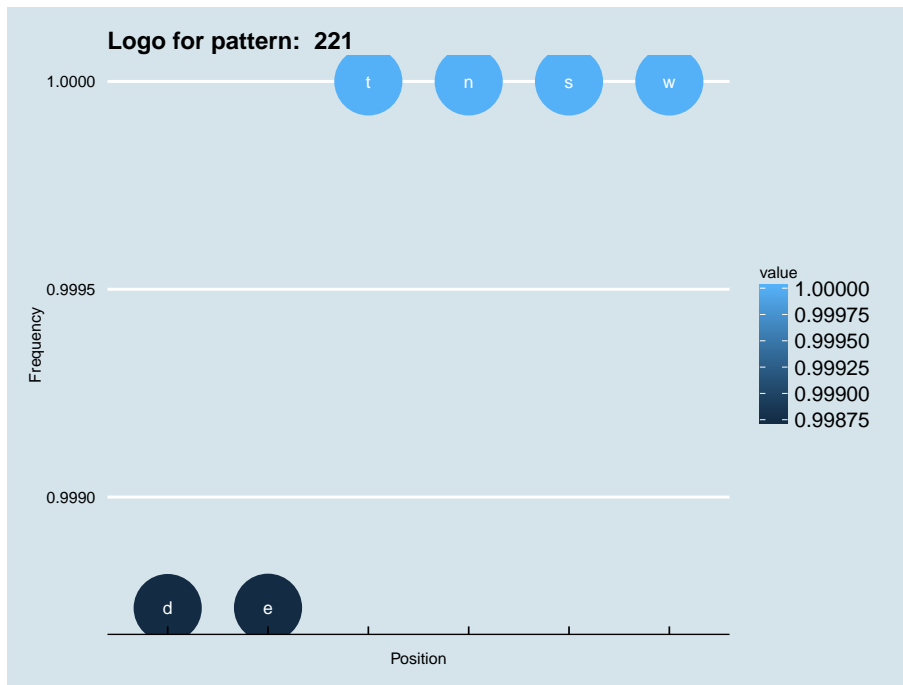
Information for pattern:

`.{0,2}+[d][e][t][n][s][w].{0,2}+`

- ▶ Records that match the regex: [ 165 ]
- ▶ Corresponding ratio: [ 1.7732339714036362E-7 ]

Top events found for the pattern are shown in table 2.221. Visualization of the pattern is shown in figure 2.221

Figure 2.221: Regex visualization for pattern: 221



Event List	
Event	Frequency
protocol/udp	1.7087527360798676E-7
type/A	1.6657652458640217E-7
root/f-root	2.6867181384903577E-8
root/m-root	2.471780687411129E-8
root/c-root	1.9344370597130577E-8
root/a-root	1.7194996086338288E-8
root/l-root	1.7194996086338288E-8
root/i-root	1.5045621575546003E-8
root/k-root	1.5045621575546003E-8
root/j-root	1.5045621575546003E-8
root/d-root	9.672185298565288E-9
root/e-root	6.448123532376858E-9
root/h-root	5.3734362769807155E-9
type/AAAA	5.3734362769807155E-9
protocol/tcp	1.074687255396143E-9

Table 2.222: Top events found for the pattern: 222 (Section 2.222)

### :: 2.222 Pattern: 222

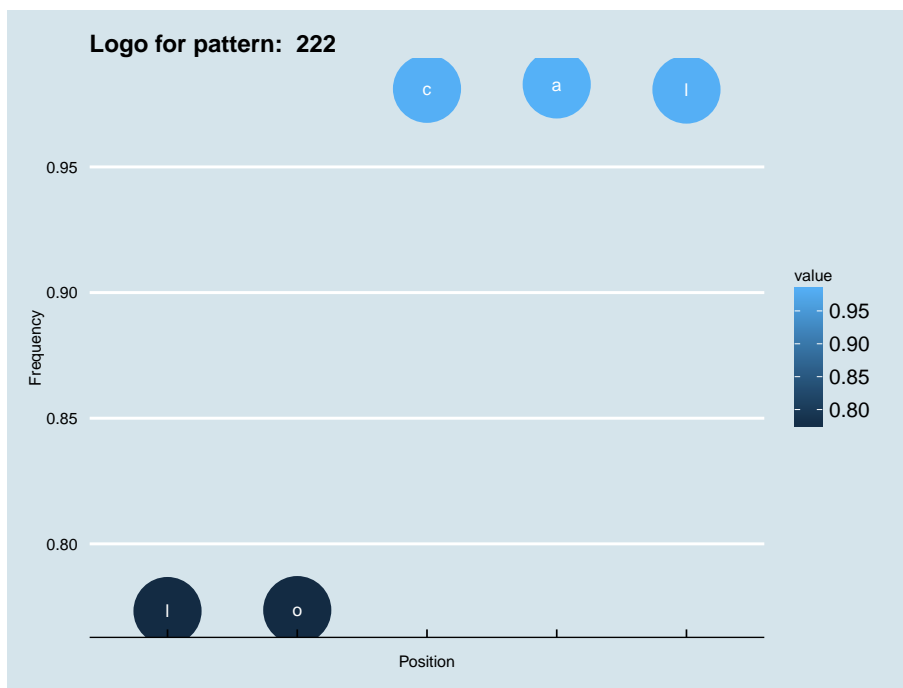
Information for pattern:

`.{0,40}+[1][o][c][a][1].{0,3}+`

- Records that match the regex: 「 160 」
- Corresponding ratio: 「 1.719499608633829E-7 」

Top events found for the pattern are shown in table 2.222. Visualization of the pattern is shown in figure 2.222

Figure 2.222: Regex visualization for pattern: 222



Event List	
Event	Frequency
protocol/udp	1.719499608633829E-7
type/SOA	1.5690433928783688E-7
root/k-root	9.672185298565287E-8
root/c-root	4.191280296044958E-8
root/m-root	3.3315304917280435E-8
type/SRV	1.2896247064753716E-8
type/A	2.149374510792286E-9

Table 2.223: Top events found for the pattern: 223 (Section 2.223)

### ∴ 2.223 Pattern: 223

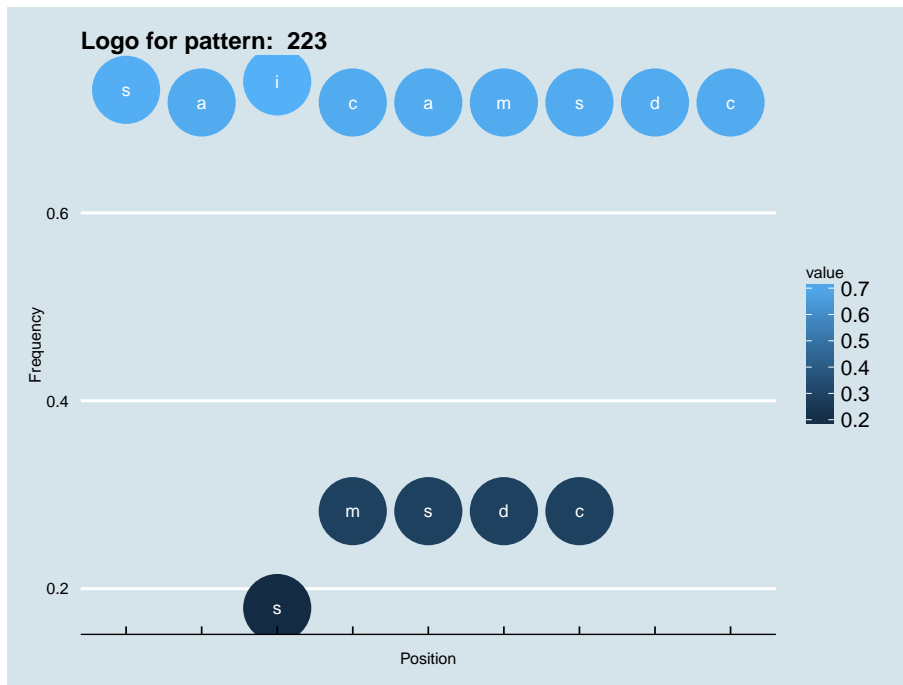
Information for pattern:

`[s][a][i][c][a][m][s][d][c].?+`

- Records that match the regex: 「 160 」
- Corresponding ratio: 「 1.719499608633829E-7 」

Top events found for the pattern are shown in table 2.223. Visualization of the pattern is shown in figure 2.223

Figure 2.223: Regex visualization for pattern: 223





Event List	
Event	Frequency
protocol/udp	1.7087527360798676E-7
type/A	1.644271500756099E-7
root/c-root	2.5792494129507432E-8
root/f-root	2.471780687411129E-8
root/j-root	2.2568432363319006E-8
root/m-root	1.7194996086338288E-8
root/a-root	1.6120308830942147E-8
root/k-root	1.5045621575546003E-8
root/h-root	1.5045621575546003E-8
root/l-root	1.1821559809357574E-8
root/i-root	1.0746872553961431E-8
root/e-root	8.597498043169144E-9
type/AAAA	6.448123532376858E-9
root/d-root	3.224061766188429E-9

Table 2.224: Top events found for the pattern: 224 (Section 2.224)

### :: 2.224 Pattern: 224

Information for pattern:

```
.{0,22}+[b]?+[01r]?+[:w]?+[0:]?+[0c]?+[08]?+[0]?+[019:]?+[02]?+[8]?+[4a]?+[9>]?+[:>]?+[15>]?+[a][d][1]
```

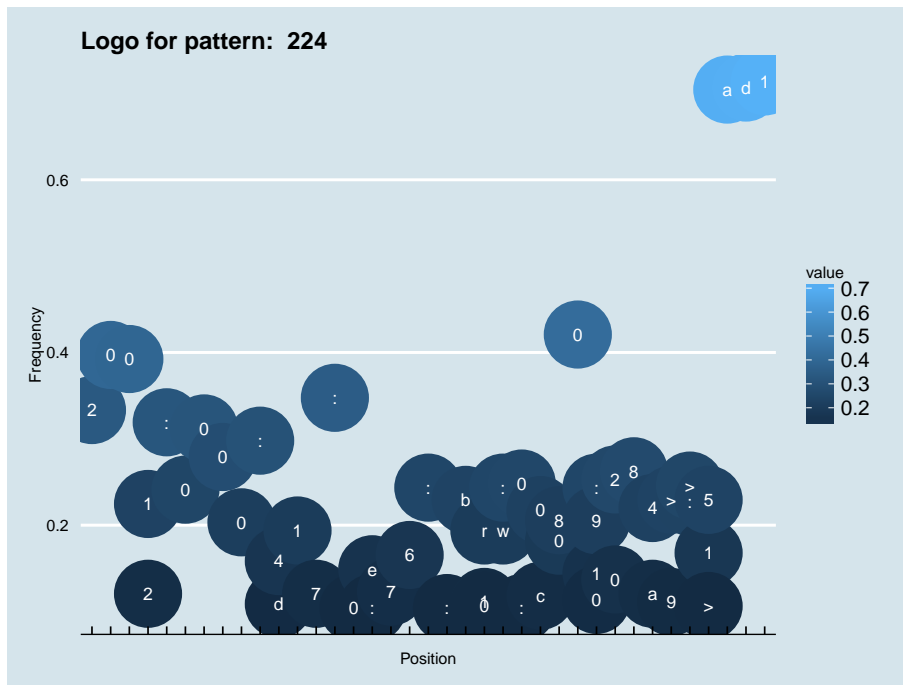
- Records that match the regex: [ 159 ]
- Corresponding ratio: [ 1.7087527360798676E-7 ]

Top events found for the pattern are shown in table 2.224. Visualization of the pattern is shown in figure 2.224





Figure 2.224: Regex visualization for pattern: 224



Event List	
Event	Frequency
protocol/udp	1.644271500756099E-7
type/A	1.4615746673387546E-7
root/j-root	2.5792494129507432E-8
root/k-root	2.471780687411129E-8
root/f-root	2.2568432363319006E-8
type/MX	1.9344370597130577E-8
root/a-root	1.7194996086338288E-8
root/i-root	1.6120308830942147E-8
root/m-root	1.6120308830942147E-8
root/h-root	1.1821559809357574E-8
root/c-root	1.1821559809357574E-8
root/d-root	7.522810787773001E-9
root/e-root	6.448123532376858E-9
root/l-root	5.3734362769807155E-9
protocol/tcp	1.074687255396143E-9

Table 2.225: Top events found for the pattern: 225 (Section 2.225)

### :: 2.225 Pattern: 225

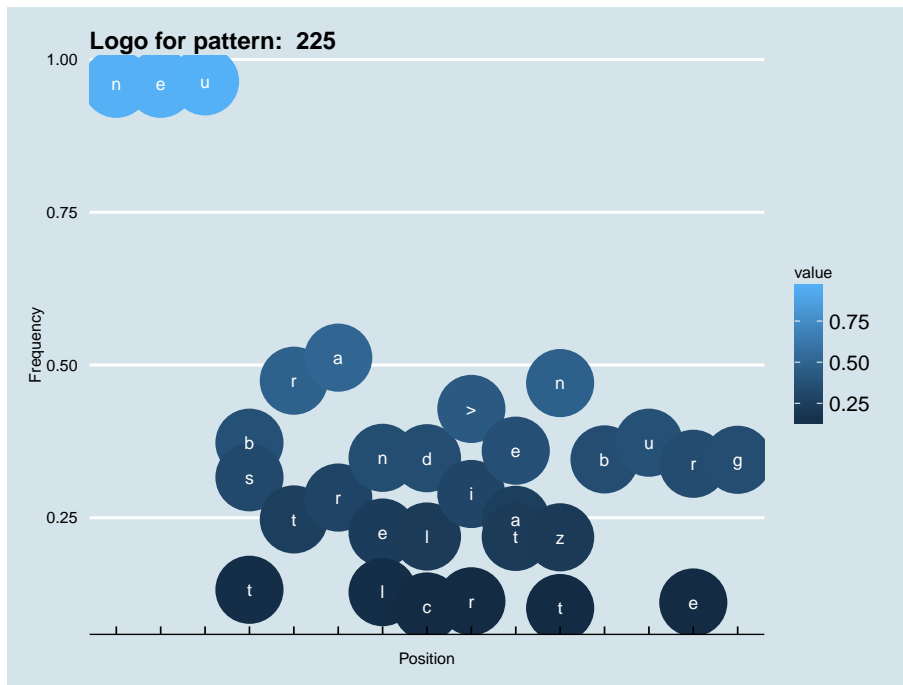
Information for pattern:

```
[n][e][u][bst][rt][a][eln][cdl][>ir][aet][ntz][b]?
+[u]?+[er]?+[g]?+.{0,12}+
```

- Records that match the regex: [ 154 ]
- Corresponding ratio: [ 1.6550183733100604E-7 ]

Top events found for the pattern are shown in table 2.225. Visualization of the pattern is shown in figure 2.225

Figure 2.225: Regex visualization for pattern: 225



Event List	
Event	Frequency
protocol/udp	1.6335246282021374E-7
type/A	1.5153090301085618E-7
root/i-root	2.471780687411129E-8
root/c-root	1.9344370597130577E-8
root/k-root	1.8269683341734432E-8
root/a-root	1.6120308830942147E-8
root/d-root	1.397093432014986E-8
root/l-root	1.397093432014986E-8
root/m-root	1.2896247064753716E-8
root/f-root	1.2896247064753716E-8
type/AAAA	1.1821559809357574E-8
root/j-root	1.1821559809357574E-8
root/h-root	9.672185298565288E-9
root/e-root	8.597498043169144E-9
root/g-root	1.074687255396143E-9

Table 2.226: Top events found for the pattern: 226 (Section 2.226)

### :: 2.226 Pattern: 226

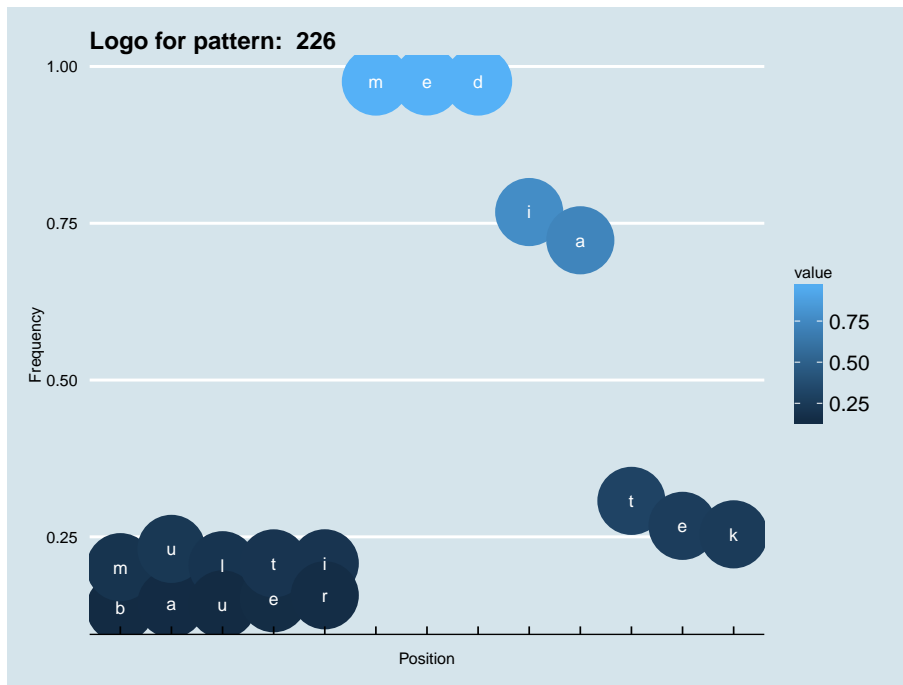
Information for pattern:

`.{0,32}+[lu]?+[et]?+[ir]?+[m][e][d][i][a].{0,16}+`

- Records that match the regex: [ 152 ]
- Corresponding ratio: [ 1.6335246282021374E-7 ]

Top events found for the pattern are shown in table 2.226. Visualization of the pattern is shown in figure 2.226

Figure 2.226: Regex visualization for pattern: 226





Event List	
Event	Frequency
protocol/udp	1.5905371379862918E-7
type/A	1.5797902654323304E-7
root/m-root	7.845216964391844E-8
root/c-root	4.191280296044958E-8
root/k-root	2.794186864029972E-8
root/f-root	4.298749021584572E-9
root/l-root	3.224061766188429E-9
root/a-root	1.074687255396143E-9
root/h-root	1.074687255396143E-9
type/AAAA	1.074687255396143E-9
root/j-root	1.074687255396143E-9

Table 2.227: Top events found for the pattern: 227 (Section 2.227)

∴ 2.227 Pattern: 227

Information for pattern:

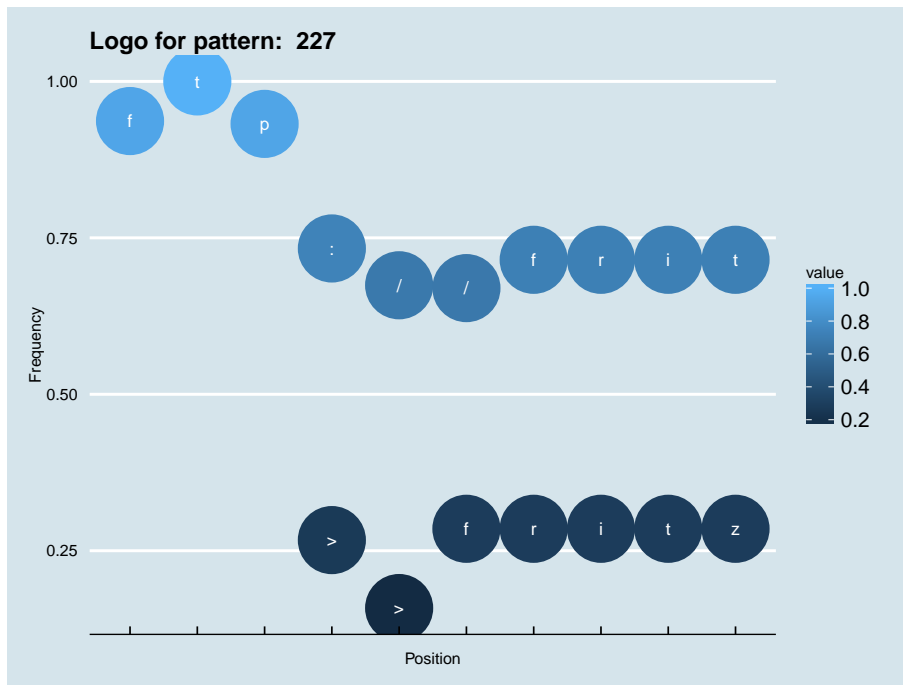
[f][t][p][:][/]{2}+[f][r][i][t]

- Records that match the regex: [ 148 ]
- Corresponding ratio: [ 1.5905371379862918E-7 ]

Top events found for the pattern are shown in table 2.227. Visualization of the pattern is shown in figure 2.227



Figure 2.227: Regex visualization for pattern: 227





Event List	
Event	Frequency
protocol/udp	1.5797902654323304E-7
type/A	1.321865324137256E-7
root/f-root	3.7614053938865006E-8
type/AAAA	2.5792494129507432E-8
root/i-root	2.2568432363319006E-8
root/k-root	2.1493745107922862E-8
root/c-root	1.8269683341734432E-8
root/a-root	1.2896247064753716E-8
root/m-root	1.2896247064753716E-8
root/j-root	1.2896247064753716E-8
root/l-root	1.0746872553961431E-8
root/h-root	7.522810787773001E-9
root/e-root	1.074687255396143E-9

Table 2.228: Top events found for the pattern: 228 (Section 2.228)

∴ 2.228 Pattern: 228

Information for pattern:

`.{0,16}+[s][a][t][a].{0,28}+`

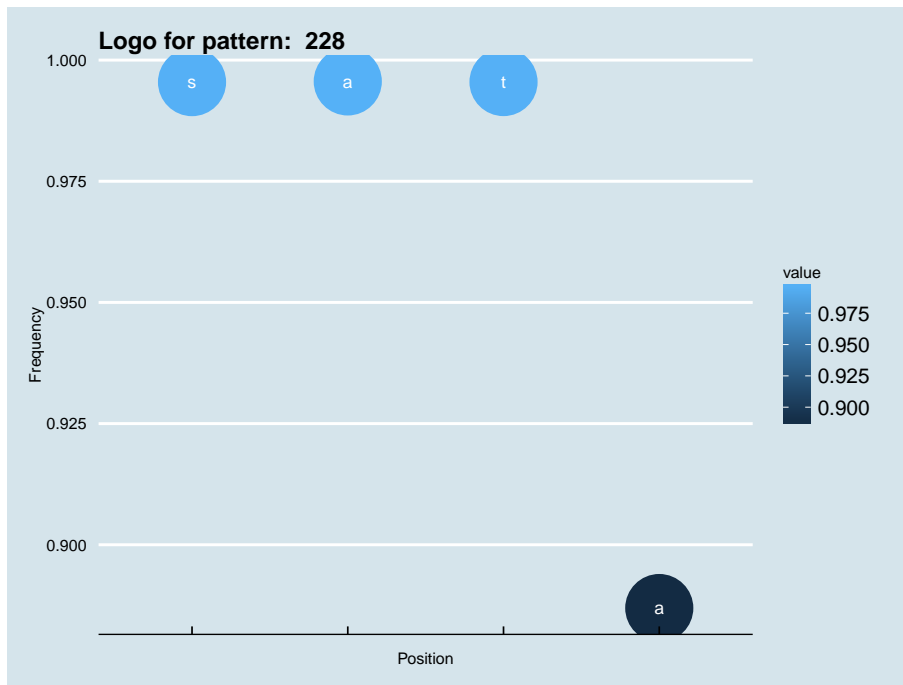
- Records that match the regex: [ 147 ]
- Corresponding ratio: [ 1.5797902654323304E-7 ]

Top events found for the pattern are shown in table 2.228. Visualization of the pattern is shown in figure 2.228





Figure 2.228: Regex visualization for pattern: 228



Event List	
Event	Frequency
protocol/udp	1.4830684124466775E-7
type/A	7.737748238852231E-8
type/AAAA	3.6539366683468865E-8
root/k-root	3.2240617661884294E-8
root/a-root	2.0419057852526718E-8
root/l-root	2.0419057852526718E-8
type/SRV	1.7194996086338288E-8
root/i-root	1.2896247064753716E-8
root/m-root	1.1821559809357574E-8
root/c-root	1.1821559809357574E-8
root/h-root	1.0746872553961431E-8
type/MX	9.672185298565288E-9
root/f-root	8.597498043169144E-9
root/e-root	7.522810787773001E-9
root/d-root	6.448123532376858E-9
type/ANY	5.3734362769807155E-9
root/j-root	5.3734362769807155E-9
type/NS	2.149374510792286E-9

Table 2.229: Top events found for the pattern: 229 (Section 2.229)

∴ 2.229 Pattern: 229

Information for pattern:

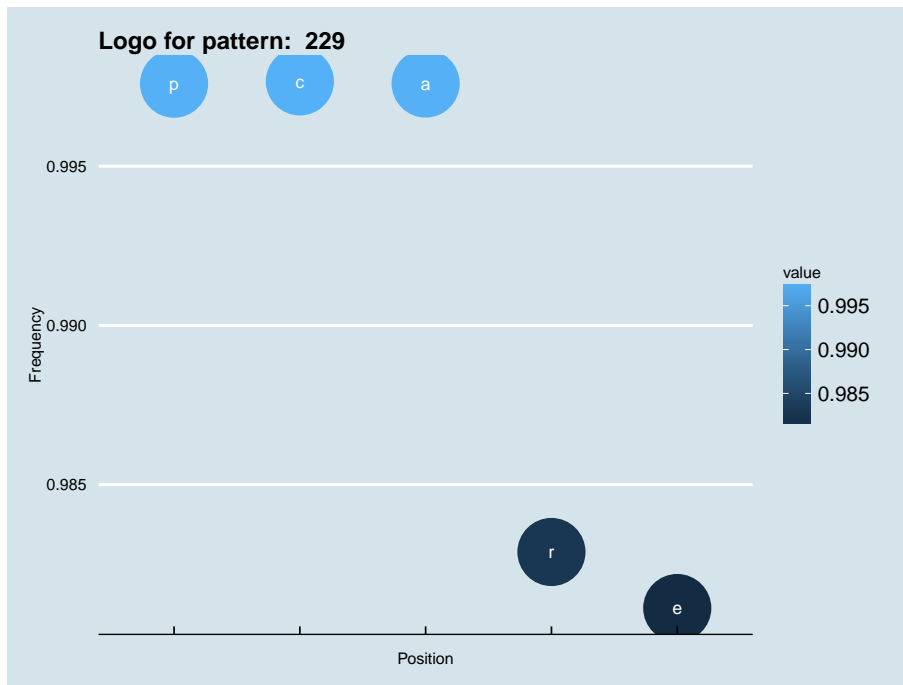
`.{0,2}+[p][c][a][r][e].{0,13}+`

- Records that match the regex: [ 138 ]
- Corresponding ratio: [ 1.4830684124466775E-7 ]

Top events found for the pattern are shown in table 2.229. Visualization of the pattern is shown in figure 2.229



Figure 2.229: Regex visualization for pattern: 229



Event List	
Event	Frequency
type/A	9.672185298565287E-8
root/i-root	2.9016555895695862E-8
type/AAAA	2.9016555895695862E-8
root/c-root	2.3643119618715147E-8
root/k-root	1.7194996086338288E-8
root/a-root	1.5045621575546003E-8
root/f-root	1.397093432014986E-8
root/l-root	1.0746872553961431E-8
type/SOA	7.522810787773001E-9
root/e-root	6.448123532376858E-9
root/m-root	6.448123532376858E-9
root/j-root	6.448123532376858E-9
root/h-root	5.3734362769807155E-9
type/MX	5.3734362769807155E-9
root/d-root	4.298749021584572E-9
type/NS	2.149374510792286E-9
root/b-root	2.149374510792286E-9
root/g-root	1.074687255396143E-9
type/TXT	1.074687255396143E-9
protocol/tcp	1.074687255396143E-9

Table 2.230: Top events found for the pattern: 230 (Section 2.230)

∴ 2.230 Pattern: 230

Information for pattern:

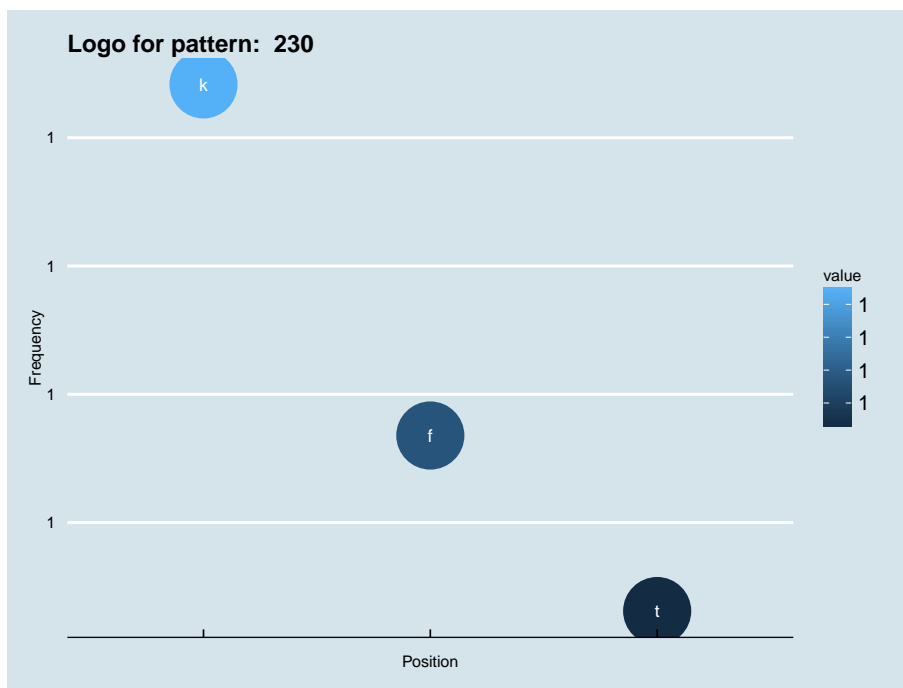
`.{0,9}+[k][f][t].?+`

- Records that match the regex: [ 132 ]
- Corresponding ratio: [ 1.418587177122909E-7 ]

Top events found for the pattern are shown in table 2.230. Visualization of the pattern is shown in figure 2.230



Figure 2.230: Regex visualization for pattern: 230



Event List	
Event	Frequency
type/A	1.3433590692451788E-7
protocol/udp	1.2251434711516032E-7
root/h-root	2.471780687411129E-8
root/k-root	1.8269683341734432E-8
root/c-root	1.7194996086338288E-8
root/d-root	1.6120308830942147E-8
root/m-root	1.1821559809357574E-8
protocol/tcp	1.1821559809357574E-8
root/f-root	9.672185298565288E-9
root/e-root	8.597498043169144E-9
root/g-root	7.522810787773001E-9
root/a-root	7.522810787773001E-9
root/i-root	6.448123532376858E-9
root/l-root	5.3734362769807155E-9
root/j-root	1.074687255396143E-9

Table 2.231: Top events found for the pattern: 231 (Section 2.231)

### :: 2.231 Pattern: 231

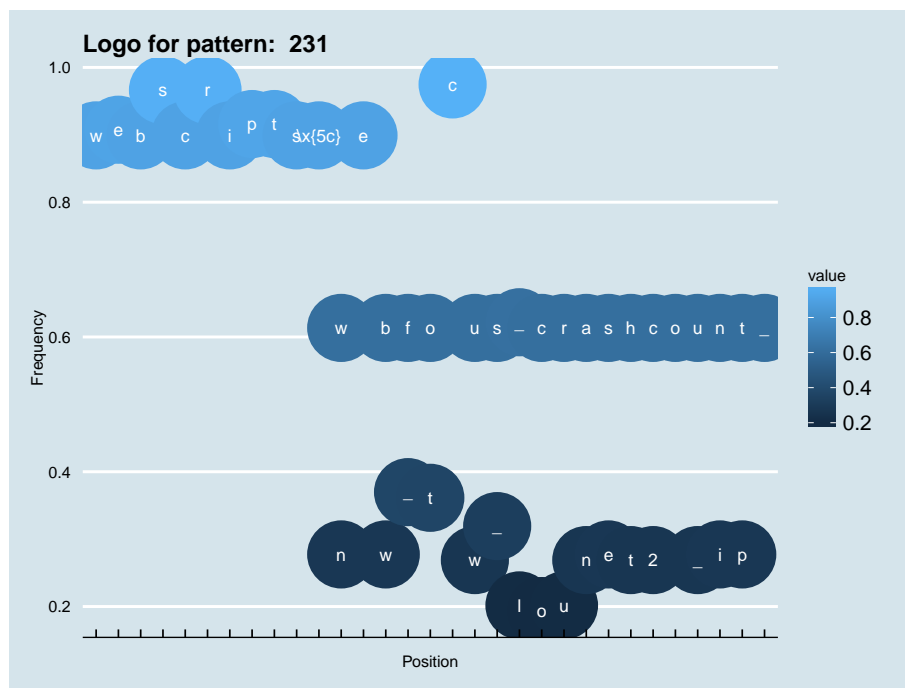
Information for pattern:

```
[w][e][b][s][c][r][i][p][t][s][\x{5c}][w][e][b][f]
[o][c][u][s][_][c][r][a][s][h][c][o][u][n][t][_]
```

- Records that match the regex: [ 125 ]
- Corresponding ratio: [ 1.3433590692451788E-7 ]

Top events found for the pattern are shown in table 2.231. Visualization of the pattern is shown in figure 2.231

Figure 2.231: Regex visualization for pattern: 231



Event List	
Event	Frequency
protocol/udp	1.300371579029333E-7
type/A	1.0961810005040659E-7
root/k-root	2.0419057852526718E-8
type/AAAA	2.0419057852526718E-8
root/l-root	1.9344370597130577E-8
root/m-root	1.5045621575546003E-8
root/c-root	1.2896247064753716E-8
root/i-root	1.1821559809357574E-8
root/j-root	1.0746872553961431E-8
root/e-root	7.522810787773001E-9
root/a-root	7.522810787773001E-9
root/f-root	7.522810787773001E-9
root/d-root	7.522810787773001E-9
root/h-root	6.448123532376858E-9
root/g-root	3.224061766188429E-9

Table 2.232: Top events found for the pattern: 232 (Section 2.232)

### :: 2.232 Pattern: 232

Information for pattern:

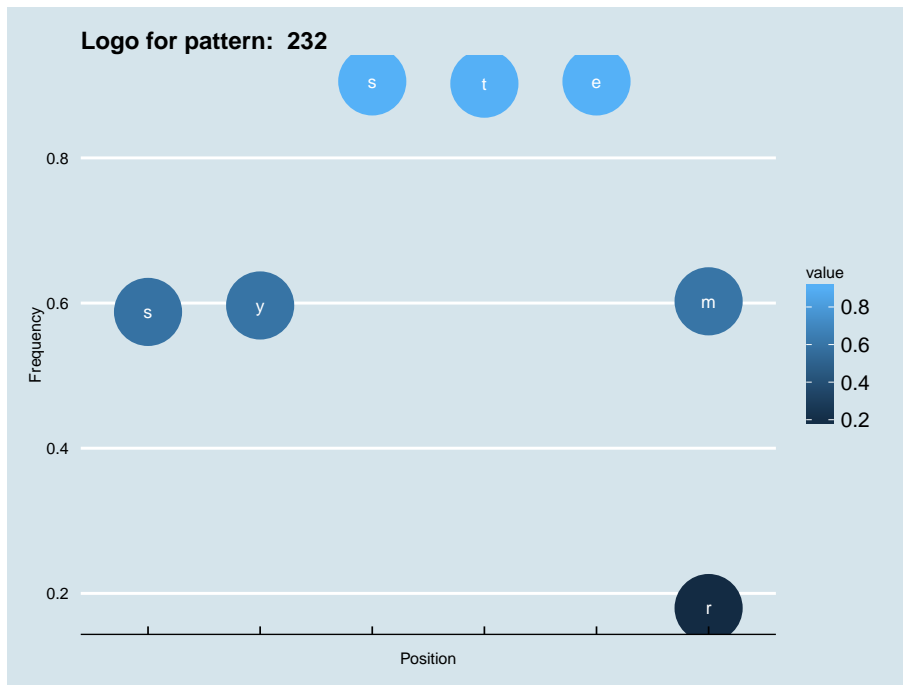
`.{0,35}+[s][y][s][t][e][m].{0,22}+`

- Records that match the regex: 「 121 」
- Corresponding ratio: 「 1.300371579029333E-7 」

Top events found for the pattern are shown in table 2.232. Visualization of the pattern is shown in figure 2.232



Figure 2.232: Regex visualization for pattern: 232



Event List	
Event	Frequency
type/A	1.246637216259526E-7
protocol/udp	1.1284216181659502E-7
root/j-root	3.7614053938865006E-8
root/c-root	1.9344370597130577E-8
root/i-root	1.6120308830942147E-8
protocol/tcp	1.1821559809357574E-8
root/f-root	1.0746872553961431E-8
root/h-root	1.0746872553961431E-8
root/d-root	8.597498043169144E-9
root/k-root	7.522810787773001E-9
root/m-root	6.448123532376858E-9
root/a-root	6.448123532376858E-9
root/e-root	1.074687255396143E-9

Table 2.233: Top events found for the pattern: 233 (Section 2.233)

### :: 2.233 Pattern: 233

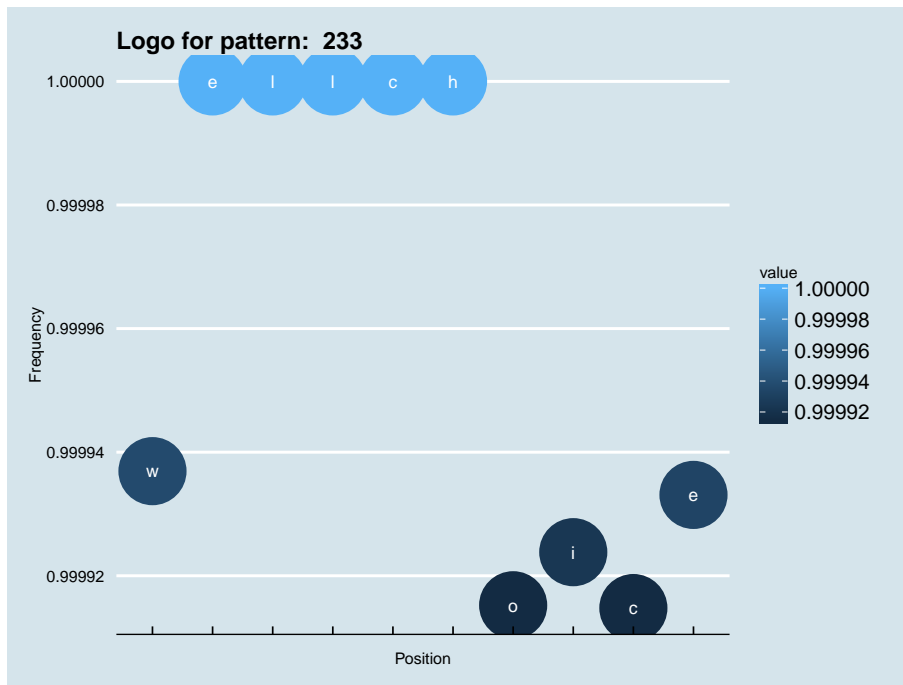
Information for pattern:

`.{0,4}+[w][e][l]{2}+[c][h][o][i][c][e].{0,6}+`

- Records that match the regex: [ 116 ]
- Corresponding ratio: [ 1.246637216259526E-7 ]

Top events found for the pattern are shown in table 2.233. Visualization of the pattern is shown in figure 2.233

Figure 2.233: Regex visualization for pattern: 233



Event List	
Event	Frequency
type/A	1.246637216259526E-7
protocol/udp	1.1284216181659502E-7
root/j-root	3.7614053938865006E-8
root/c-root	1.9344370597130577E-8
root/i-root	1.6120308830942147E-8
protocol/tcp	1.1821559809357574E-8
root/f-root	1.0746872553961431E-8
root/h-root	1.0746872553961431E-8
root/d-root	8.597498043169144E-9
root/k-root	7.522810787773001E-9
root/m-root	6.448123532376858E-9
root/a-root	6.448123532376858E-9
root/e-root	1.074687255396143E-9

Table 2.234: Top events found for the pattern: 234 (Section 2.234)

### :: 2.234 Pattern: 234

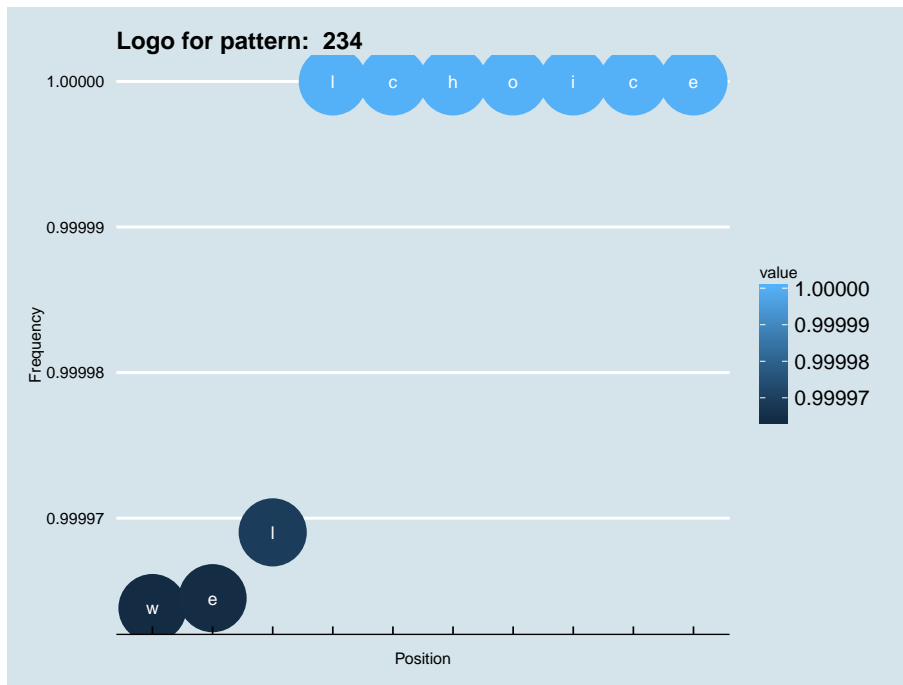
Information for pattern:

`.{0,2}+[w][e][l]{2}+[c][h][o][i][c][e]`

- Records that match the regex: [ 116 ]
- Corresponding ratio: [ 1.246637216259526E-7 ]

Top events found for the pattern are shown in table 2.234. Visualization of the pattern is shown in figure 2.234

Figure 2.234: Regex visualization for pattern: 234



Event List	
Event	Frequency
type/A	1.246637216259526E-7
protocol/udp	1.1284216181659502E-7
root/j-root	3.7614053938865006E-8
root/c-root	1.9344370597130577E-8
root/i-root	1.6120308830942147E-8
protocol/tcp	1.1821559809357574E-8
root/f-root	1.0746872553961431E-8
root/h-root	1.0746872553961431E-8
root/d-root	8.597498043169144E-9
root/k-root	7.522810787773001E-9
root/m-root	6.448123532376858E-9
root/a-root	6.448123532376858E-9
root/e-root	1.074687255396143E-9

Table 2.235: Top events found for the pattern: 235 (Section 2.235)

### :: 2.235 Pattern: 235

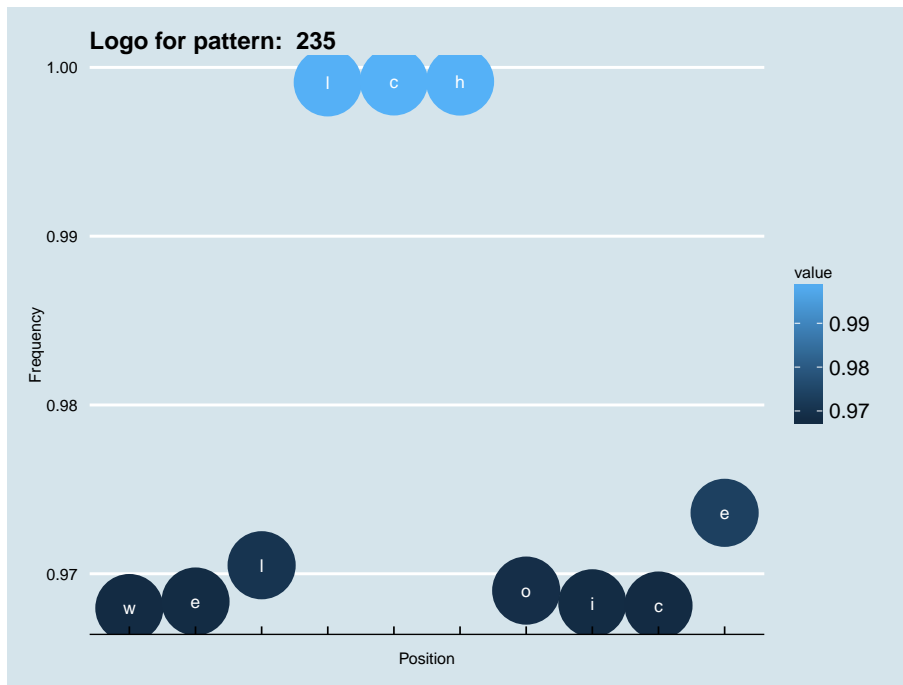
Information for pattern:

`.{0,6}+[w][e][l]{2}+[c][h][o][i][c][e].{0,10}+`

- Records that match the regex: [ 116 ]
- Corresponding ratio: [ 1.246637216259526E-7 ]

Top events found for the pattern are shown in table 2.235. Visualization of the pattern is shown in figure 2.235

Figure 2.235: Regex visualization for pattern: 235



Event List	
Event	Frequency
type/A	1.246637216259526E-7
protocol/udp	1.1284216181659502E-7
root/j-root	3.7614053938865006E-8
root/c-root	1.9344370597130577E-8
root/i-root	1.6120308830942147E-8
protocol/tcp	1.1821559809357574E-8
root/f-root	1.0746872553961431E-8
root/h-root	1.0746872553961431E-8
root/d-root	8.597498043169144E-9
root/k-root	7.522810787773001E-9
root/m-root	6.448123532376858E-9
root/a-root	6.448123532376858E-9
root/e-root	1.074687255396143E-9

Table 2.236: Top events found for the pattern: 236 (Section 2.236)

### :: 2.236 Pattern: 236

Information for pattern:

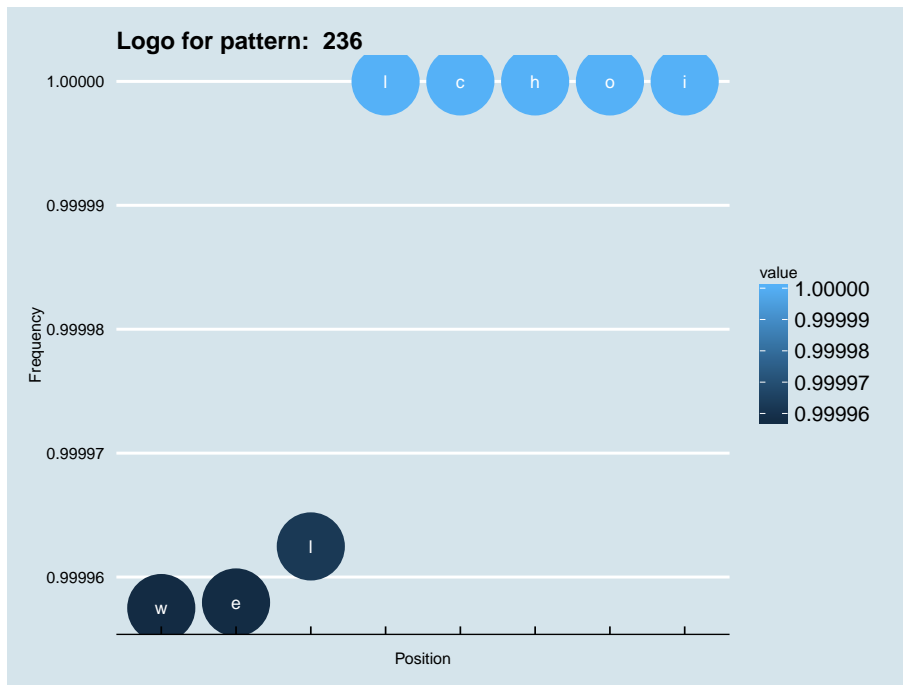
`.{0,2}+[w][e][l]{2}+[c][h][o][i]`

- Records that match the regex: [ 116 ]
- Corresponding ratio: [ 1.246637216259526E-7 ]

Top events found for the pattern are shown in table 2.236. Visualization of the pattern is shown in figure 2.236



Figure 2.236: Regex visualization for pattern: 236



Event List	
Event	Frequency
type/A	1.246637216259526E-7
protocol/udp	1.1284216181659502E-7
root/j-root	3.7614053938865006E-8
root/c-root	1.9344370597130577E-8
root/i-root	1.6120308830942147E-8
protocol/tcp	1.1821559809357574E-8
root/f-root	1.0746872553961431E-8
root/h-root	1.0746872553961431E-8
root/d-root	8.597498043169144E-9
root/k-root	7.522810787773001E-9
root/m-root	6.448123532376858E-9
root/a-root	6.448123532376858E-9
root/e-root	1.074687255396143E-9

Table 2.237: Top events found for the pattern: 237 (Section 2.237)

∴ 2.237 Pattern: 237

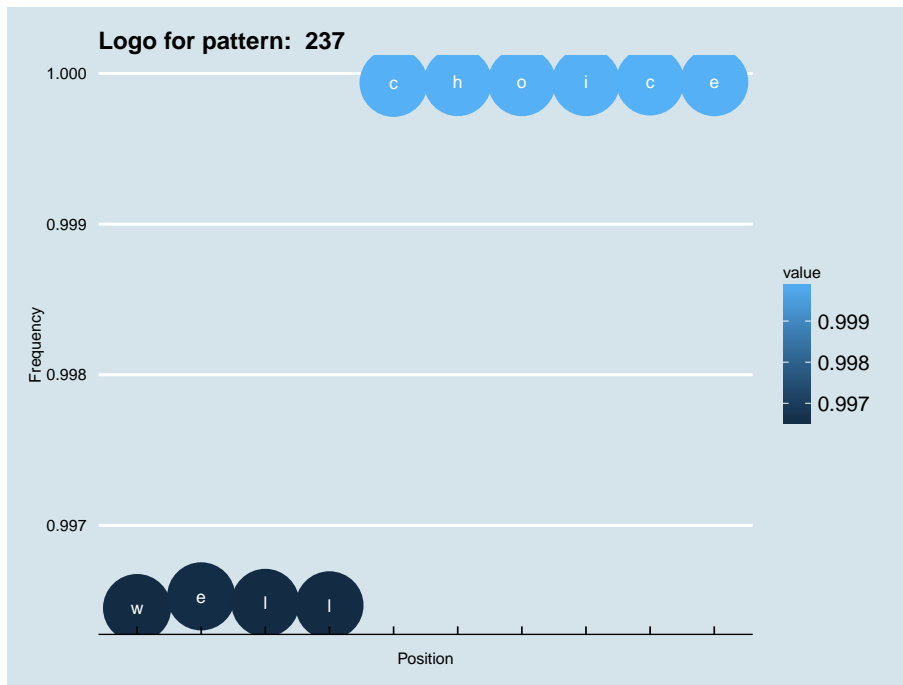
Information for pattern:

`.?+[w][e][l]{2}+[c][h][o][i][c][e].{0,18}+`

- Records that match the regex: [ 116 ]
- Corresponding ratio: [ 1.246637216259526E-7 ]

Top events found for the pattern are shown in table 2.237. Visualization of the pattern is shown in figure 2.237

Figure 2.237: Regex visualization for pattern: 237



Event List	
Event	Frequency
type/A	1.246637216259526E-7
protocol/udp	1.1284216181659502E-7
root/j-root	3.7614053938865006E-8
root/c-root	1.9344370597130577E-8
root/i-root	1.6120308830942147E-8
protocol/tcp	1.1821559809357574E-8
root/f-root	1.0746872553961431E-8
root/h-root	1.0746872553961431E-8
root/d-root	8.597498043169144E-9
root/k-root	7.522810787773001E-9
root/m-root	6.448123532376858E-9
root/a-root	6.448123532376858E-9
root/e-root	1.074687255396143E-9

Table 2.238: Top events found for the pattern: 238 (Section 2.238)

∴ 2.238 Pattern: 238

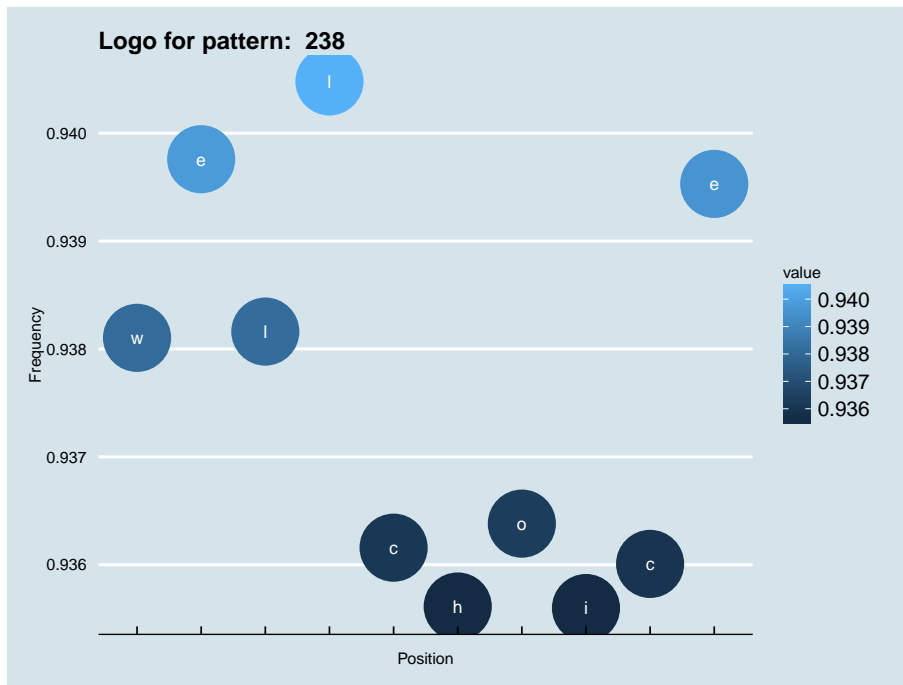
Information for pattern:

`.{0,4}+[w][e][l]{2}+[c][h][o][i][c][e].{0,21}+`

- Records that match the regex: [ 116 ]
- Corresponding ratio: [ 1.246637216259526E-7 ]

Top events found for the pattern are shown in table 2.238. Visualization of the pattern is shown in figure 2.238

Figure 2.238: Regex visualization for pattern: 238



Event List	
Event	Frequency
type/A	1.246637216259526E-7
protocol/udp	1.1284216181659502E-7
root/j-root	3.7614053938865006E-8
root/c-root	1.9344370597130577E-8
root/i-root	1.6120308830942147E-8
protocol/tcp	1.1821559809357574E-8
root/f-root	1.0746872553961431E-8
root/h-root	1.0746872553961431E-8
root/d-root	8.597498043169144E-9
root/k-root	7.522810787773001E-9
root/m-root	6.448123532376858E-9
root/a-root	6.448123532376858E-9
root/e-root	1.074687255396143E-9

Table 2.239: Top events found for the pattern: 239 (Section 2.239)

∴ 2.239 Pattern: 239

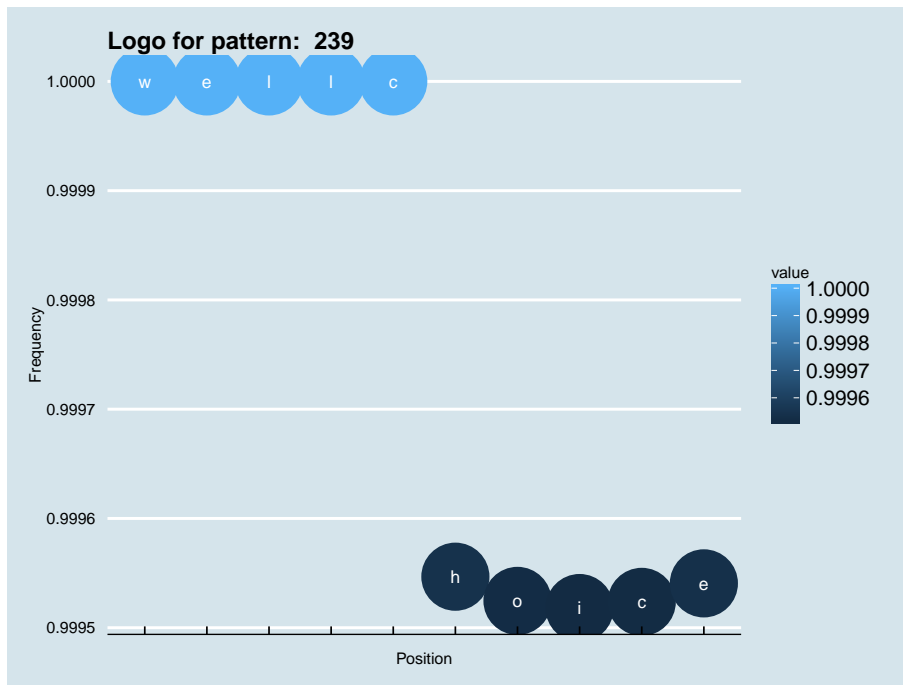
Information for pattern:

`.{0,5}+[w][e][l]{2}+[c][h][o][i][c][e].{0,6}+`

- Records that match the regex: [ 116 ]
- Corresponding ratio: [ 1.246637216259526E-7 ]

Top events found for the pattern are shown in table 2.239. Visualization of the pattern is shown in figure 2.239

Figure 2.239: Regex visualization for pattern: 239





Event List	
Event	Frequency
protocol/udp	1.2251434711516032E-7
type/AAAA	1.2251434711516032E-7
root/f-root	2.0419057852526718E-8
root/e-root	1.5045621575546003E-8
root/c-root	1.5045621575546003E-8
root/k-root	1.2896247064753716E-8
root/j-root	1.2896247064753716E-8
root/i-root	1.1821559809357574E-8
root/m-root	1.0746872553961431E-8
root/h-root	7.522810787773001E-9
root/l-root	7.522810787773001E-9
root/a-root	6.448123532376858E-9
root/d-root	2.149374510792286E-9

Table 2.240: Top events found for the pattern: 240 (Section 2.240)

**:: 2.240 Pattern: 240**

Information for pattern:

`[2][0][c][e][b][-][g][a][l][a][c][r][i][t][o]`

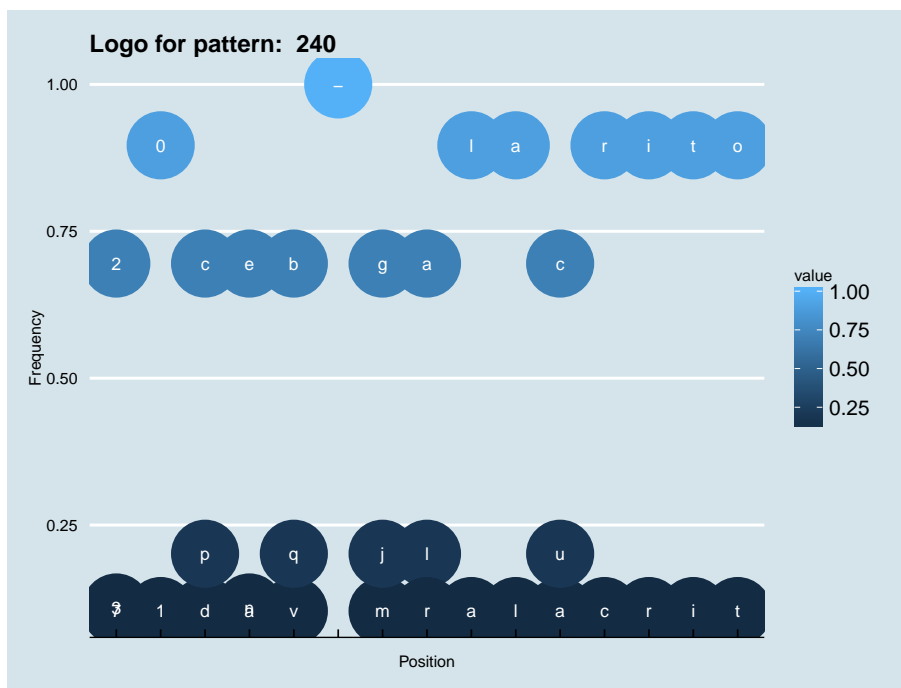
- Records that match the regex: 「 114 」
- Corresponding ratio: 「 1.2251434711516032E-7 」

Top events found for the pattern are shown in table 2.240. Visualization of the pattern is shown in figure 2.240





Figure 2.240: Regex visualization for pattern: 240



Event List	
Event	Frequency
protocol/udp	1.1606622358278345E-7
type/A	1.1499153632738731E-7
root/l-root	2.5792494129507432E-8
root/c-root	1.5045621575546003E-8
root/i-root	1.2896247064753716E-8
root/j-root	1.2896247064753716E-8
root/h-root	1.0746872553961431E-8
root/f-root	1.0746872553961431E-8
root/k-root	9.672185298565288E-9
root/a-root	7.522810787773001E-9
root/m-root	6.448123532376858E-9
root/e-root	3.224061766188429E-9
type/AAAA	2.149374510792286E-9
root/d-root	2.149374510792286E-9
protocol/tcp	1.074687255396143E-9

Table 2.241: Top events found for the pattern: 241 (Section 2.241)

### :: 2.241 Pattern: 241

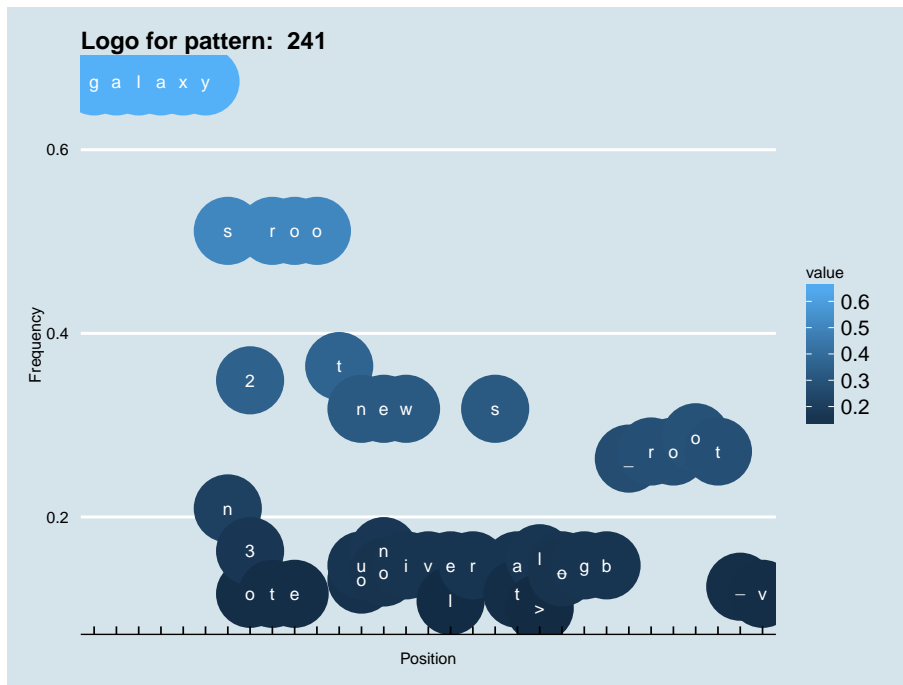
Information for pattern:

```
[g][a][l][a][x][y][s][23o]?+[r][o]{2}+[t]?+[nou]?+[eno]?+[iw]?+.{0,18}+
```

- Records that match the regex: [ 109 ]
- Corresponding ratio: [ 1.171409108381796E-7 ]

Top events found for the pattern are shown in table 2.241. Visualization of the pattern is shown in figure 2.241

Figure 2.241: Regex visualization for pattern: 241



Event List	
Event	Frequency
protocol/udp	1.0424466377342588E-7
type/A	1.0424466377342588E-7
root/e-root	1.9344370597130577E-8
root/g-root	1.5045621575546003E-8
root/k-root	1.397093432014986E-8
root/c-root	1.0746872553961431E-8
root/i-root	8.597498043169144E-9
root/f-root	8.597498043169144E-9
root/a-root	8.597498043169144E-9
root/d-root	8.597498043169144E-9
root/m-root	7.522810787773001E-9
root/h-root	3.224061766188429E-9

Table 2.242: Top events found for the pattern: 242 (Section 2.242)

⚡ 2.242 Pattern: 242

Information for pattern:

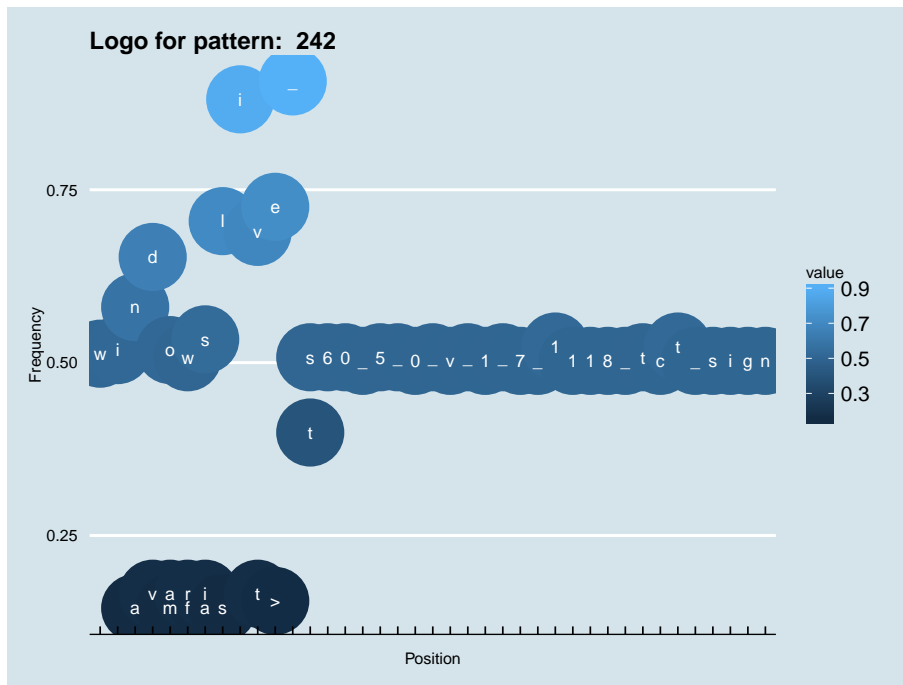
```
[w][i][n][d][o][w][s][l][i][v][e][_][s][6][0][_][5]
][_][0][_][v][_][1][_][7][_][1]{3}+[8][_][t][c][t]
[_][s][i][g][n]
```

- Records that match the regex: [ 97 ]
- Corresponding ratio: [ 1.0424466377342588E-7 ]

Top events found for the pattern are shown in table 2.242. Visualization of the pattern is shown in figure 2.242



Figure 2.242: Regex visualization for pattern: 242



Event List	
Event	Frequency
protocol/udp	1.0424466377342588E-7
type/A	1.0424466377342588E-7
root/e-root	1.9344370597130577E-8
root/g-root	1.5045621575546003E-8
root/k-root	1.397093432014986E-8
root/c-root	1.0746872553961431E-8
root/i-root	8.597498043169144E-9
root/f-root	8.597498043169144E-9
root/a-root	8.597498043169144E-9
root/d-root	8.597498043169144E-9
root/m-root	7.522810787773001E-9
root/h-root	3.224061766188429E-9

Table 2.243: Top events found for the pattern: 243 (Section 2.243)

### :: 2.243 Pattern: 243

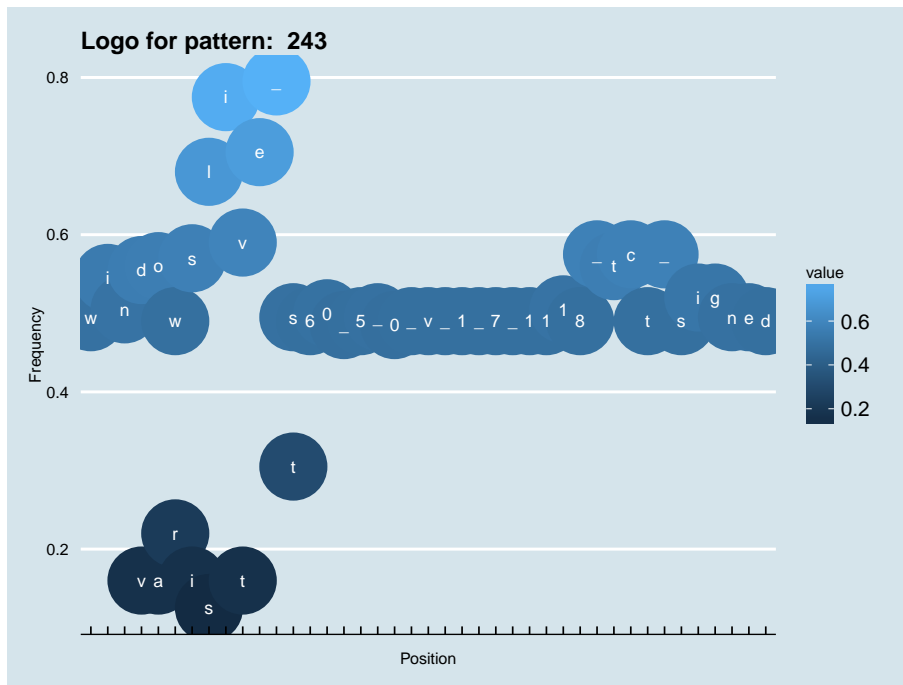
Information for pattern:

```
[w]?+[i][n][d][o][rw][s][l][i][v][e][_][st]?+.{0,14}+[1]?+[1][8]?+[_][t][c][t]?+[_][s]?+[i][g][n]?+{0,2}+
```

- Records that match the regex: [ 97 ]
- Corresponding ratio: [ 1.0424466377342588E-7 ]

Top events found for the pattern are shown in table 2.243. Visualization of the pattern is shown in figure 2.243

Figure 2.243: Regex visualization for pattern: 243



Event List	
Event	Frequency
protocol/udp	9.99459147518413E-8
type/A	9.027372945327602E-8
root/f-root	1.7194996086338288E-8
root/a-root	1.397093432014986E-8
root/e-root	1.2896247064753716E-8
root/j-root	1.1821559809357574E-8
root/c-root	1.0746872553961431E-8
type/AAAA	9.672185298565288E-9
root/h-root	8.597498043169144E-9
root/d-root	8.597498043169144E-9
root/k-root	6.448123532376858E-9
root/i-root	3.224061766188429E-9
root/m-root	3.224061766188429E-9
root/l-root	2.149374510792286E-9
root/g-root	1.074687255396143E-9

Table 2.244: Top events found for the pattern: 244 (Section 2.244)

## :: 2.244 Pattern: 244

Information for pattern:

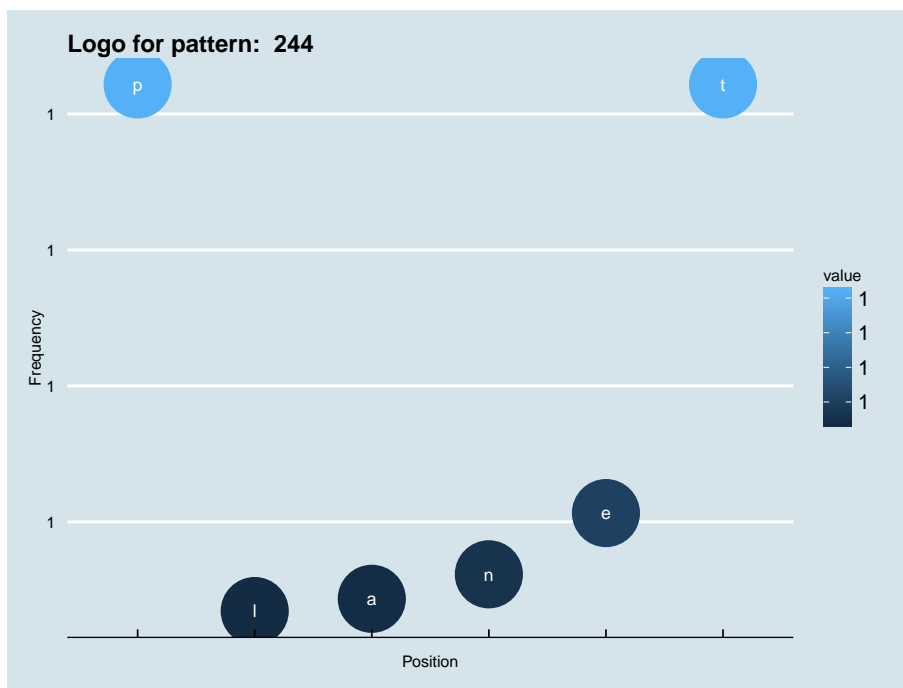
`.{0,24}+[p][l][a][n][e][t].{0,14}+`

- ▶ Records that match the regex: 「 93 」
- ▶ Corresponding ratio: 「 9.99459147518413E-8 」

Top events found for the pattern are shown in table 2.244. Visualization of the pattern is shown in figure 2.244



Figure 2.244: Regex visualization for pattern: 244



Event List	
Event	Frequency
protocol/udp	9.672185298565287E-8
type/A	9.24231039640683E-8
root/k-root	2.2568432363319006E-8
root/f-root	1.397093432014986E-8
root/e-root	1.2896247064753716E-8
root/l-root	9.672185298565288E-9
root/m-root	7.522810787773001E-9
root/h-root	7.522810787773001E-9
root/c-root	7.522810787773001E-9
root/a-root	5.3734362769807155E-9
root/i-root	3.224061766188429E-9
root/d-root	3.224061766188429E-9
root/g-root	2.149374510792286E-9
type/AAAA	2.149374510792286E-9
type/SOA	1.074687255396143E-9
type/MX	1.074687255396143E-9
root/j-root	1.074687255396143E-9

Table 2.245: Top events found for the pattern: 245 (Section 2.245)

### ∴ 2.245 Pattern: 245

Information for pattern:

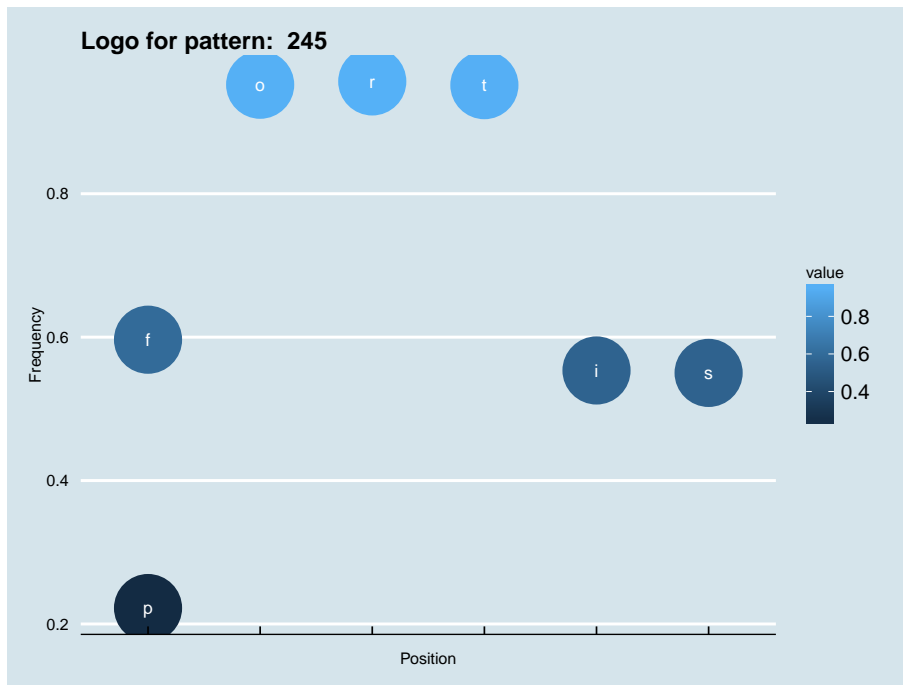
`.{0,7}+[f][o][r][t][i][s].{0,47}+`

- ▶ Records that match the regex: [ 90 ]
- ▶ Corresponding ratio: [ 9.672185298565287E-8 ]

Top events found for the pattern are shown in table 2.245. Visualization of the pattern is shown in figure 2.245



Figure 2.245: Regex visualization for pattern: 245



Event List	
Event	Frequency
type/A	9.564716573025674E-8
protocol/udp	9.564716573025674E-8
root/f-root	2.9016555895695862E-8
root/m-root	1.7194996086338288E-8
root/c-root	1.5045621575546003E-8
root/k-root	7.522810787773001E-9
root/i-root	6.448123532376858E-9
root/a-root	5.3734362769807155E-9
root/h-root	5.3734362769807155E-9
root/e-root	4.298749021584572E-9
root/g-root	2.149374510792286E-9
root/d-root	2.149374510792286E-9
root/l-root	1.074687255396143E-9

Table 2.246: Top events found for the pattern: 246 (Section 2.246)

### :: 2.246 Pattern: 246

Information for pattern:

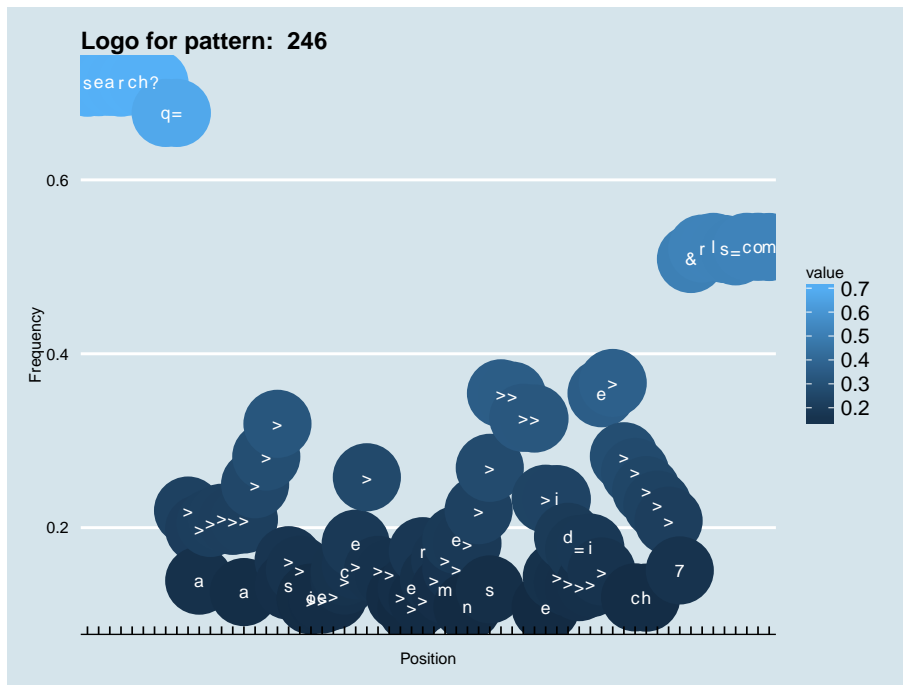
```
[s][e][a][r][c][h][?][q][=][>]?+[>a]?+[>]{0,3}+[>a]
]?+[>]{0,3}+[>s]?+[>]?+[>io]?+[>e]?+[>]?+[>c]?+[>e]
]?+[>]{0,4}+[>e]?+[>r]?+[>]?+[>m]?+[>e]?+[>n]?+[>]
]?+[>s]?+[>]{0,4}+[>e]?+[>i]?+[>d]?+[>]?+[>i]?+[>e]
]?+[>]{0,2}+[>c]?+[>h]?+[>]{0,2}+[7]?+[&][r][1][s]
[=][c][o][m]
```

- Records that match the regex: 「 89 」
- Corresponding ratio: 「 9.564716573025674E-8 」

Top events found for the pattern are shown in table 2.246. Visualization of the pattern is shown in figure 2.246



Figure 2.246: Regex visualization for pattern: 246



Event List	
Event	Frequency
protocol/udp	9.24231039640683E-8
type/A	9.134841670867216E-8
root/a-root	1.5045621575546003E-8
root/k-root	1.1821559809357574E-8
root/f-root	1.1821559809357574E-8
root/c-root	1.1821559809357574E-8
root/i-root	7.522810787773001E-9
root/j-root	7.522810787773001E-9
root/h-root	6.448123532376858E-9
root/l-root	6.448123532376858E-9
root/m-root	5.3734362769807155E-9
root/d-root	4.298749021584572E-9
root/e-root	3.224061766188429E-9
root/g-root	3.224061766188429E-9
type/AAAA	3.224061766188429E-9
protocol/tcp	2.149374510792286E-9

Table 2.247: Top events found for the pattern: 247 (Section 2.247)

### :: 2.247 Pattern: 247

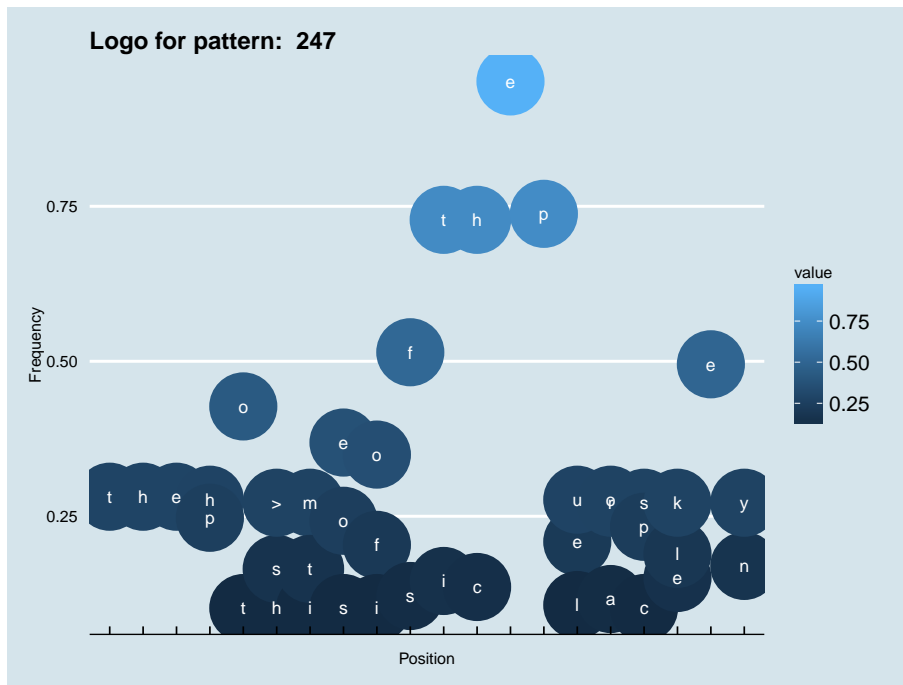
Information for pattern:

```
.{0,3}+[hp]?+[ot]?+[>hs]?+[imt]?+[eos]?+[fio]?+[f]
[t][h][e][p][el]u?+[aor]?+[cps]?+[ekl]?+[e]?+[ny]?
+
```

- Records that match the regex: [ 88 ]
- Corresponding ratio: [ 9.457247847486059E-8 ]

Top events found for the pattern are shown in table 2.247. Visualization of the pattern is shown in figure 2.247

Figure 2.247: Regex visualization for pattern: 247



Event List	
Event	Frequency
protocol/udp	9.349779121946445E-8
type/A	8.275091866550302E-8
root/f-root	1.5045621575546003E-8
root/a-root	1.397093432014986E-8
root/e-root	1.2896247064753716E-8
root/j-root	1.1821559809357574E-8
root/c-root	1.0746872553961431E-8
type/AAAA	1.0746872553961431E-8
root/h-root	8.597498043169144E-9
root/d-root	7.522810787773001E-9
root/i-root	4.298749021584572E-9
root/k-root	4.298749021584572E-9
root/m-root	2.149374510792286E-9
root/g-root	1.074687255396143E-9
root/l-root	1.074687255396143E-9

Table 2.248: Top events found for the pattern: 248 (Section 2.248)

### :: 2.248 Pattern: 248

Information for pattern:

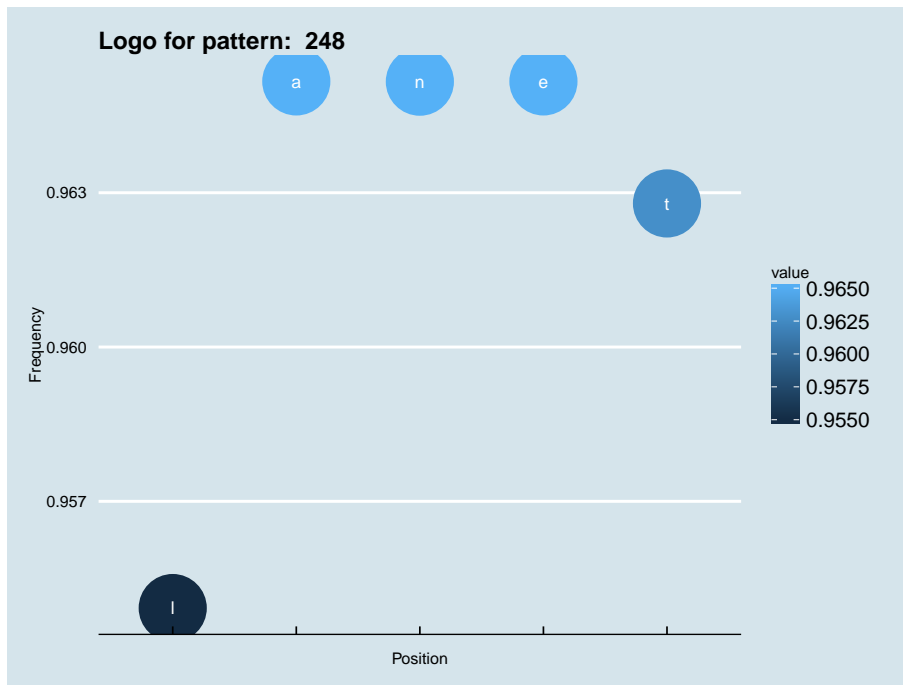
`.{0,29}+[1][a][n][e][t].{0,15}+`

- Records that match the regex: 「 87 」
- Corresponding ratio: 「 9.349779121946445E-8 」

Top events found for the pattern are shown in table 2.248. Visualization of the pattern is shown in figure 2.248



Figure 2.248: Regex visualization for pattern: 248



Event List	
Event	Frequency
protocol/udp	9.134841670867216E-8
type/AAAA	7.415342062233388E-8
root/i-root	4.0838115705053435E-8
type/A	1.7194996086338288E-8
root/c-root	1.2896247064753716E-8
root/k-root	1.1821559809357574E-8
root/f-root	8.597498043169144E-9
root/j-root	6.448123532376858E-9
root/h-root	5.3734362769807155E-9
root/m-root	2.149374510792286E-9
root/l-root	2.149374510792286E-9
root/e-root	1.074687255396143E-9

Table 2.249: Top events found for the pattern: 249 (Section 2.249)

⚡ 2.249 Pattern: 249

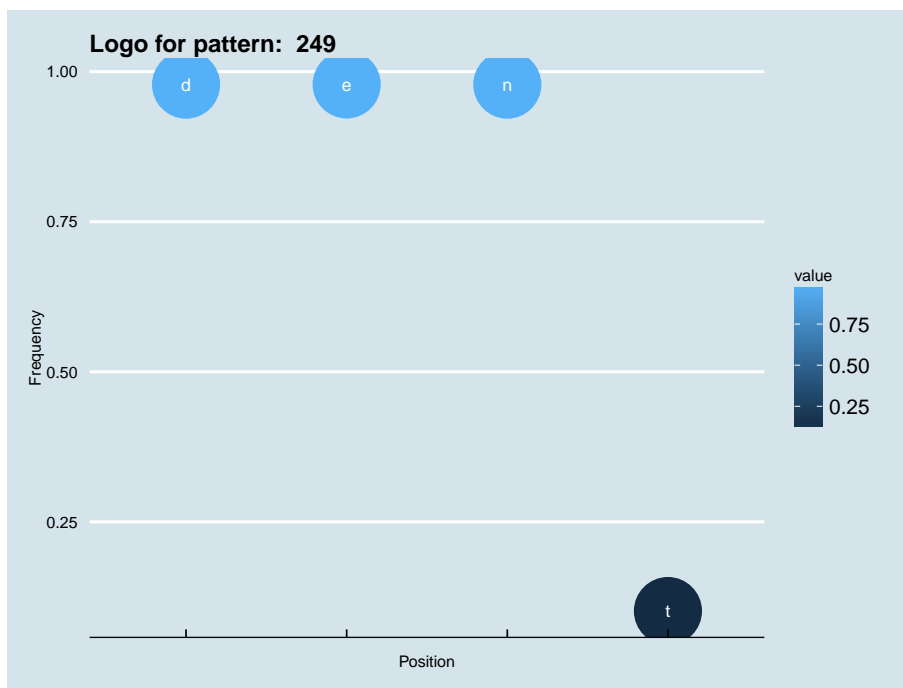
Information for pattern:

`.{0,51}+[d][e][n].{0,9}+`

- Records that match the regex: [ 85 ]
- Corresponding ratio: [ 9.134841670867216E-8 ]

Top events found for the pattern are shown in table 2.249. Visualization of the pattern is shown in figure 2.249

Figure 2.249: Regex visualization for pattern: 249



Event List	
Event	Frequency
protocol/udp	8.919904219787988E-8
type/A	6.98546716007493E-8
type/AAAA	1.9344370597130577E-8
root/k-root	1.7194996086338288E-8
root/l-root	1.397093432014986E-8
root/m-root	1.0746872553961431E-8
root/i-root	8.597498043169144E-9
root/c-root	8.597498043169144E-9
root/j-root	7.522810787773001E-9
root/f-root	5.3734362769807155E-9
root/d-root	5.3734362769807155E-9
root/e-root	4.298749021584572E-9
root/h-root	4.298749021584572E-9
root/a-root	2.149374510792286E-9
root/g-root	1.074687255396143E-9

Table 2.250: Top events found for the pattern: 250 (Section 2.250)

### :: 2.250 Pattern: 250

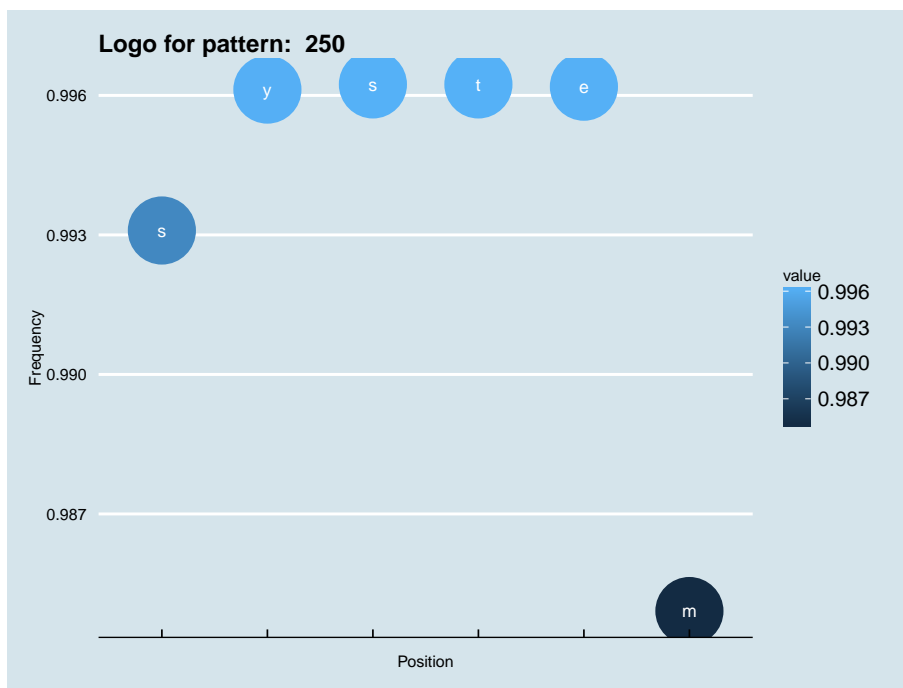
Information for pattern:

`.{0,39}+[s][y][s][t][e][m].{0,7}+`

- Records that match the regex: 「 83 」
- Corresponding ratio: 「 8.919904219787988E-8 」

Top events found for the pattern are shown in table 2.250. Visualization of the pattern is shown in figure 2.250

Figure 2.250: Regex visualization for pattern: 250





Event List	
Event	Frequency
protocol/udp	8.70496676870876E-8
type/AAAA	7.415342062233388E-8
root/i-root	4.191280296044958E-8
root/c-root	1.7194996086338288E-8
type/A	1.2896247064753716E-8
root/f-root	8.597498043169144E-9
root/k-root	6.448123532376858E-9
root/j-root	4.298749021584572E-9
root/a-root	3.224061766188429E-9
root/h-root	2.149374510792286E-9
root/m-root	1.074687255396143E-9
root/d-root	1.074687255396143E-9
root/l-root	1.074687255396143E-9

Table 2.251: Top events found for the pattern: 251 (Section 2.251)

∴ 2.251 Pattern: 251

Information for pattern:

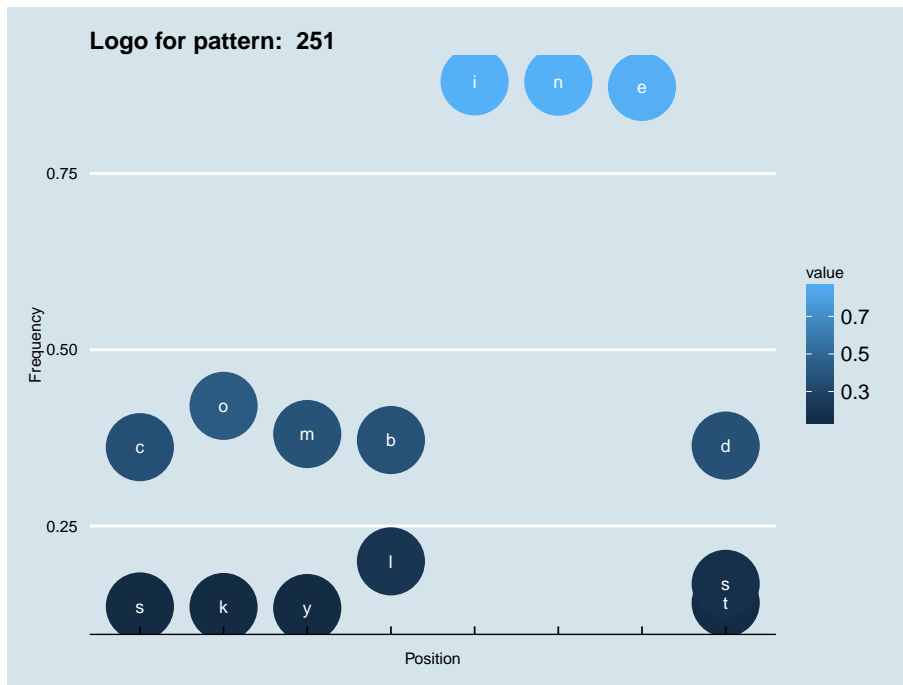
`.{0,54}+[cs]?+[ko]?+[my]?+[bl]?+[i][n][e][dst]?+`

- Records that match the regex: [ 81 ]
- Corresponding ratio: [ 8.70496676870876E-8 ]

Top events found for the pattern are shown in table 2.251. Visualization of the pattern is shown in figure 2.251



Figure 2.251: Regex visualization for pattern: 251



Event List	
Event	Frequency
protocol/udp	8.597498043169145E-8
type/A	6.555592257916472E-8
root/f-root	3.7614053938865006E-8
root/l-root	2.0419057852526718E-8
root/c-root	8.597498043169144E-9
type/ANY	7.522810787773001E-9
type/MX	5.3734362769807155E-9
type/AAAA	4.298749021584572E-9
root/a-root	3.224061766188429E-9
type/NS	3.224061766188429E-9
root/h-root	3.224061766188429E-9
root/i-root	2.149374510792286E-9
root/k-root	2.149374510792286E-9
root/m-root	2.149374510792286E-9
root/b-root	2.149374510792286E-9
root/j-root	2.149374510792286E-9
root/e-root	1.074687255396143E-9
root/d-root	1.074687255396143E-9

Table 2.252: Top events found for the pattern: 252 (Section 2.252)

### :: 2.252 Pattern: 252

Information for pattern:

```
.?+[fn]?+[art]?+[>i1]?+[br]?+[aio][n][t][r][a][n][s][p][o][r][t][at]{0,2}+[il]?+.{0,2}+
```

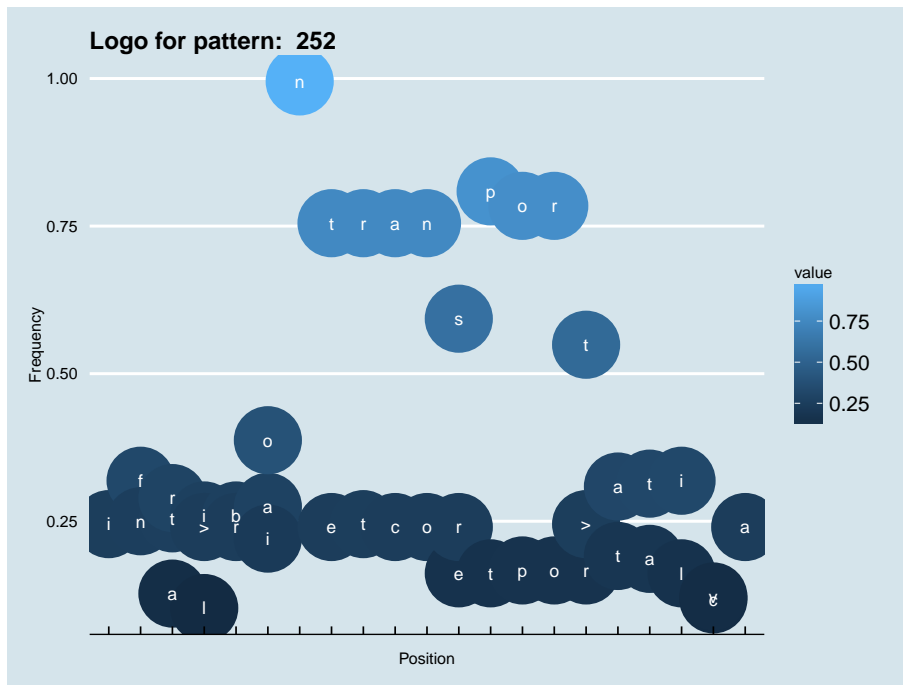
- Records that match the regex: [ 80 ]
- Corresponding ratio: [ 8.597498043169145E-8 ]

Top events found for the pattern are shown in table 2.252. Visualization of the pattern is shown in figure 2.252





Figure 2.252: Regex visualization for pattern: 252



Event List	
Event	Frequency
protocol/udp	8.382560592089917E-8
type/A	6.340654806837244E-8
type/AAAA	2.0419057852526718E-8
root/i-root	1.9344370597130577E-8
root/k-root	1.0746872553961431E-8
root/f-root	9.672185298565288E-9
root/j-root	8.597498043169144E-9
root/a-root	7.522810787773001E-9
root/l-root	6.448123532376858E-9
root/e-root	5.3734362769807155E-9
root/m-root	5.3734362769807155E-9
root/h-root	4.298749021584572E-9
root/c-root	3.224061766188429E-9
root/d-root	2.149374510792286E-9
root/g-root	1.074687255396143E-9

Table 2.253: Top events found for the pattern: 253 (Section 2.253)

### :: 2.253 Pattern: 253

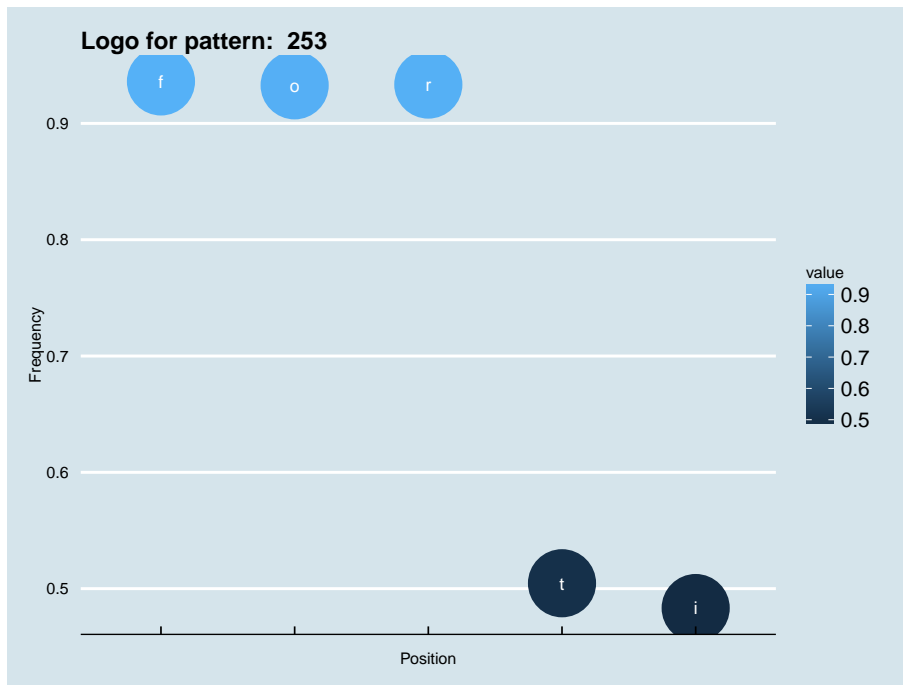
Information for pattern:

`.{0,32}+[f][o][r][t][i]?+.{0,26}+`

- Records that match the regex: 「 78 」
- Corresponding ratio: 「 8.382560592089917E-8 」

Top events found for the pattern are shown in table 2.253. Visualization of the pattern is shown in figure 2.253

Figure 2.253: Regex visualization for pattern: 253



Event List	
Event	Frequency
protocol/udp	8.060154415471074E-8
type/A	7.307873336693773E-8
root/k-root	1.1821559809357574E-8
root/a-root	9.672185298565288E-9
root/h-root	9.672185298565288E-9
root/f-root	9.672185298565288E-9
root/d-root	9.672185298565288E-9
root/c-root	7.522810787773001E-9
root/i-root	6.448123532376858E-9
type/AAAA	6.448123532376858E-9
root/j-root	5.3734362769807155E-9
root/m-root	4.298749021584572E-9
root/l-root	4.298749021584572E-9
root/e-root	2.149374510792286E-9
type/ANY	2.149374510792286E-9
root/g-root	1.074687255396143E-9
protocol/tcp	1.074687255396143E-9

Table 2.254: Top events found for the pattern: 254 (Section 2.254)

### ∴ 2.254 Pattern: 254

Information for pattern:

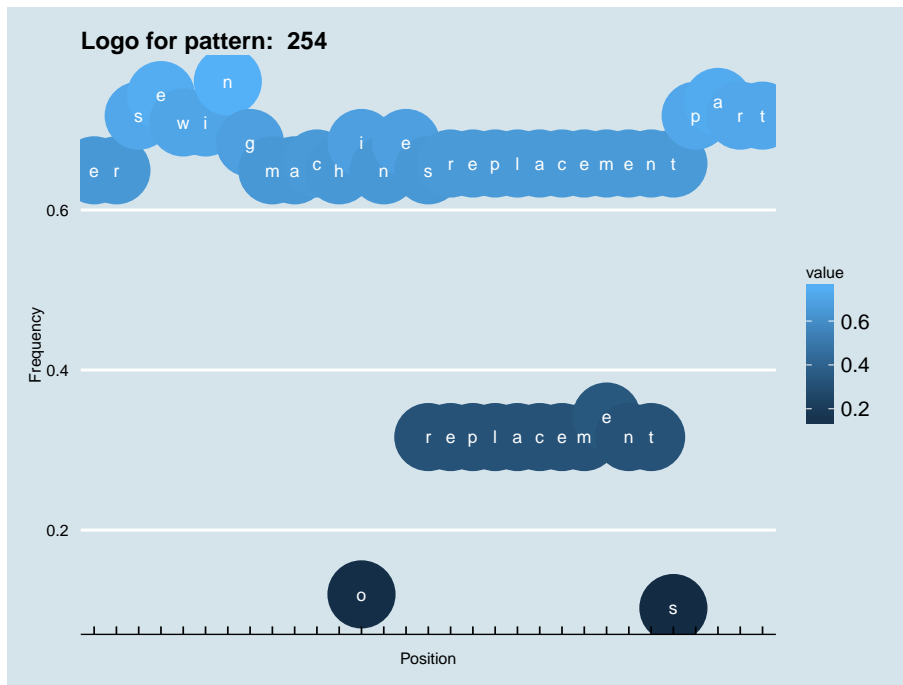
```
[e][r][s][e][w][i][n][g][m][a][c][h][i][n][e][s][r]
[e][p][l][a][c][e][m][e][n][t][p][a][r][t]
```

- Records that match the regex: [ 76 ]
- Corresponding ratio: [ 8.167623141010687E-8 ]

Top events found for the pattern are shown in table 2.254. Visualization of the pattern is shown in figure 2.254



Figure 2.254: Regex visualization for pattern: 254



Event List	
Event	Frequency
type/MX	6.98546716007493E-8
protocol/udp	6.770529708995702E-8
root/i-root	1.397093432014986E-8
root/c-root	1.0746872553961431E-8
root/l-root	1.0746872553961431E-8
root/k-root	7.522810787773001E-9
root/f-root	6.448123532376858E-9
root/j-root	6.448123532376858E-9
root/h-root	5.3734362769807155E-9
root/a-root	4.298749021584572E-9
root/m-root	2.149374510792286E-9
protocol/tcp	2.149374510792286E-9
root/e-root	1.074687255396143E-9
root/d-root	1.074687255396143E-9

Table 2.255: Top events found for the pattern: 255 (Section 2.255)

∴ 2.255 Pattern: 255

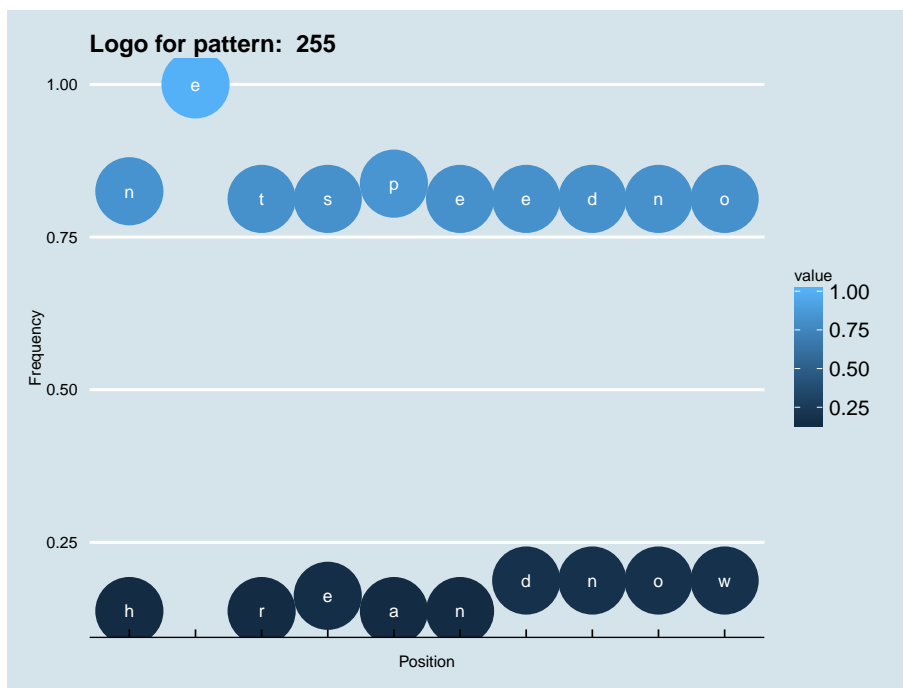
Information for pattern:

`[n][e][t][s][p][e]{2}+[d][n][o]`

- Records that match the regex: 「 65 」
- Corresponding ratio: 「 6.98546716007493E-8 」

Top events found for the pattern are shown in table 2.255. Visualization of the pattern is shown in figure 2.255

Figure 2.255: Regex visualization for pattern: 255





Event List	
Event	Frequency
protocol/udp	6.877998434535315E-8
type/A	6.555592257916472E-8
root/j-root	1.5045621575546003E-8
root/f-root	1.1821559809357574E-8
root/c-root	8.597498043169144E-9
root/i-root	7.522810787773001E-9
root/k-root	6.448123532376858E-9
root/m-root	3.224061766188429E-9
root/a-root	3.224061766188429E-9
type/AAAA	3.224061766188429E-9
root/d-root	3.224061766188429E-9
root/e-root	2.149374510792286E-9
root/h-root	2.149374510792286E-9
root/b-root	2.149374510792286E-9
root/l-root	2.149374510792286E-9
root/g-root	1.074687255396143E-9

Table 2.256: Top events found for the pattern: 256 (Section 2.256)

### :: 2.256 Pattern: 256

Information for pattern:

`.?+[t][h][e][p][l][a][n][e][t].{0,7}+`

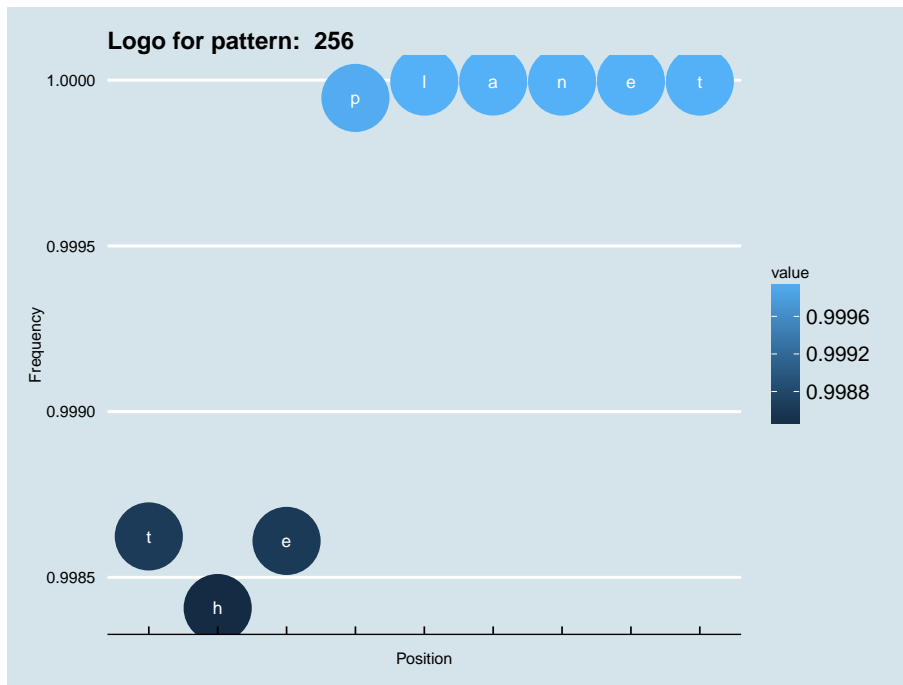
- Records that match the regex: [ 64 ]
- Corresponding ratio: [ 6.877998434535315E-8 ]

Top events found for the pattern are shown in table 2.256. Visualization of the pattern is shown in figure 2.256





Figure 2.256: Regex visualization for pattern: 256





Event List	
Event	Frequency
protocol/udp	6.877998434535315E-8
type/A	6.555592257916472E-8
root/j-root	1.5045621575546003E-8
root/f-root	1.1821559809357574E-8
root/c-root	8.597498043169144E-9
root/i-root	7.522810787773001E-9
root/k-root	6.448123532376858E-9
root/m-root	3.224061766188429E-9
root/a-root	3.224061766188429E-9
type/AAAA	3.224061766188429E-9
root/d-root	3.224061766188429E-9
root/e-root	2.149374510792286E-9
root/h-root	2.149374510792286E-9
root/b-root	2.149374510792286E-9
root/l-root	2.149374510792286E-9
root/g-root	1.074687255396143E-9

Table 2.257: Top events found for the pattern: 257 (Section 2.257)

∴ 2.257 Pattern: 257

Information for pattern:

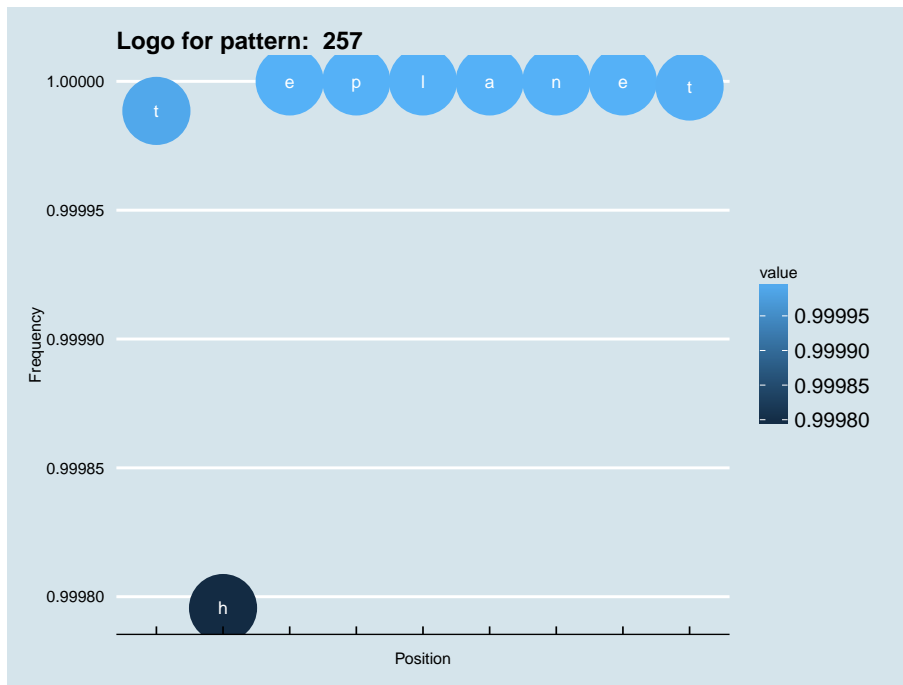
.?+[t][h][e][p][l][a][n][e][t]

- Records that match the regex: [ 64 ]
- Corresponding ratio: [ 6.877998434535315E-8 ]

Top events found for the pattern are shown in table 2.257. Visualization of the pattern is shown in figure 2.257



Figure 2.257: Regex visualization for pattern: 257





Event List	
Event	Frequency
protocol/udp	6.877998434535315E-8
type/A	6.555592257916472E-8
root/j-root	1.5045621575546003E-8
root/f-root	1.1821559809357574E-8
root/c-root	8.597498043169144E-9
root/i-root	7.522810787773001E-9
root/k-root	6.448123532376858E-9
root/m-root	3.224061766188429E-9
root/a-root	3.224061766188429E-9
type/AAAA	3.224061766188429E-9
root/d-root	3.224061766188429E-9
root/e-root	2.149374510792286E-9
root/h-root	2.149374510792286E-9
root/b-root	2.149374510792286E-9
root/l-root	2.149374510792286E-9
root/g-root	1.074687255396143E-9

Table 2.258: Top events found for the pattern: 258 (Section 2.258)

## :: 2.258 Pattern: 258

Information for pattern:

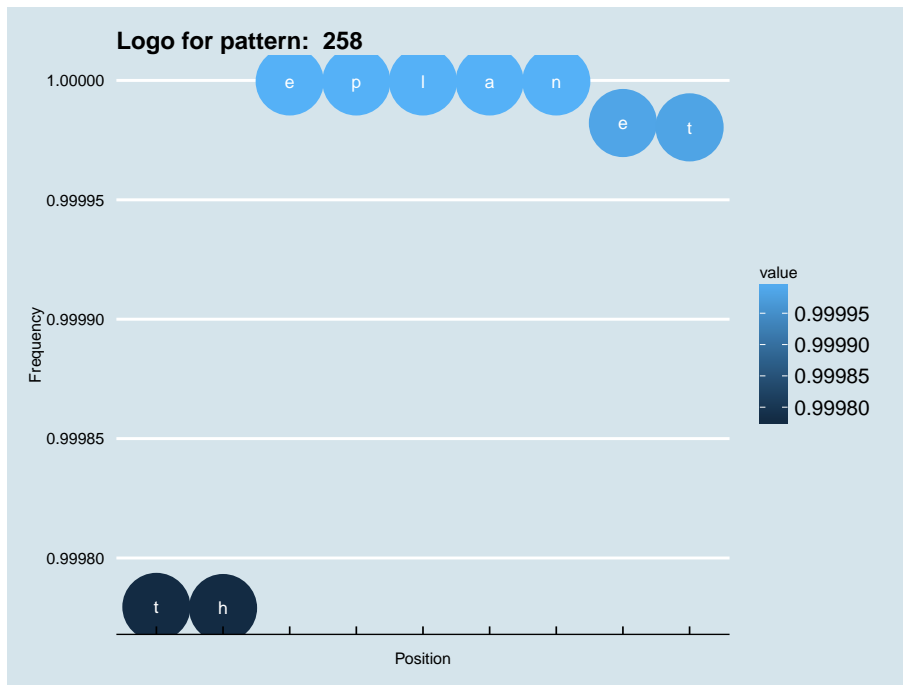
`.?+[t][h][e][p][l][a][n][e][t].{0,2}+`

- Records that match the regex: [ 64 ]
- Corresponding ratio: [ 6.877998434535315E-8 ]

Top events found for the pattern are shown in table 2.258. Visualization of the pattern is shown in figure 2.258



Figure 2.258: Regex visualization for pattern: 258



Event List	
Event	Frequency
type/A	6.340654806837244E-8
protocol/udp	6.340654806837244E-8
root/i-root	1.2896247064753716E-8
root/k-root	1.0746872553961431E-8
root/d-root	9.672185298565288E-9
root/c-root	6.448123532376858E-9
root/l-root	5.3734362769807155E-9
root/a-root	4.298749021584572E-9
root/f-root	4.298749021584572E-9
root/j-root	4.298749021584572E-9
root/m-root	3.224061766188429E-9
root/h-root	2.149374510792286E-9

Table 2.259: Top events found for the pattern: 259 (Section 2.259)

⚡ 2.259 Pattern: 259

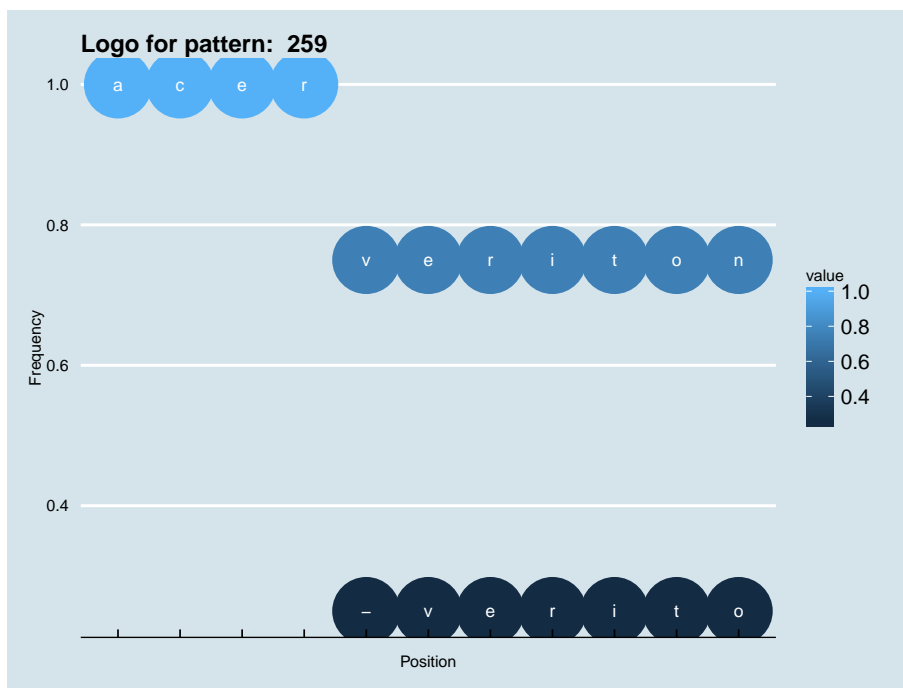
Information for pattern:

`[a][c][e][r][v][e][r][i][t][o][n]`

- Records that match the regex: `[ 59 ]`
- Corresponding ratio: `[ 6.340654806837244E-8 ]`

Top events found for the pattern are shown in table 2.259. Visualization of the pattern is shown in figure 2.259

Figure 2.259: Regex visualization for pattern: 259



Event List	
Event	Frequency
type/A	6.23318608129763E-8
protocol/udp	6.23318608129763E-8
root/l-root	1.397093432014986E-8
root/a-root	1.1821559809357574E-8
root/j-root	9.672185298565288E-9
root/h-root	5.3734362769807155E-9
root/c-root	5.3734362769807155E-9
root/i-root	4.298749021584572E-9
root/m-root	3.224061766188429E-9
root/d-root	3.224061766188429E-9
root/e-root	2.149374510792286E-9
root/k-root	2.149374510792286E-9
root/f-root	1.074687255396143E-9

Table 2.260: Top events found for the pattern: 260 (Section 2.260)

∴ 2.260 Pattern: 260

Information for pattern:

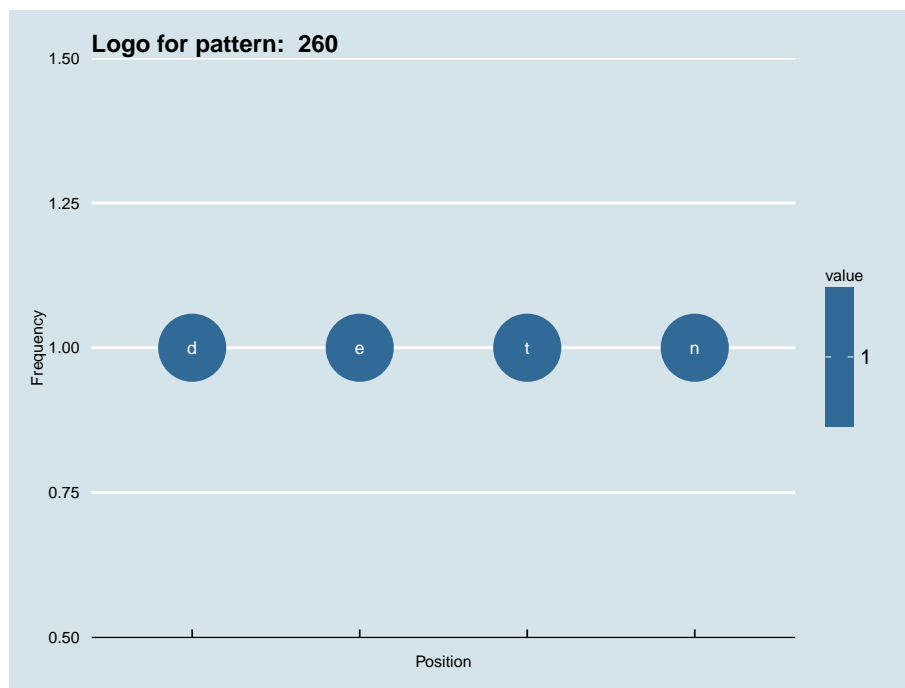
`.{0,6}+[d][e][t][n]`

- Records that match the regex: [ 58 ]
- Corresponding ratio: [ 6.23318608129763E-8 ]

Top events found for the pattern are shown in table 2.260. Visualization of the pattern is shown in figure 2.260



Figure 2.260: Regex visualization for pattern: 260



Event List	
Event	Frequency
protocol/udp	6.23318608129763E-8
type/A	6.23318608129763E-8
root/i-root	3.9763428449657294E-8
root/d-root	1.1821559809357574E-8
root/l-root	8.597498043169144E-9
root/k-root	1.074687255396143E-9
root/j-root	1.074687255396143E-9

Table 2.261: Top events found for the pattern: 261 (Section 2.261)

### ∴ 2.261 Pattern: 261

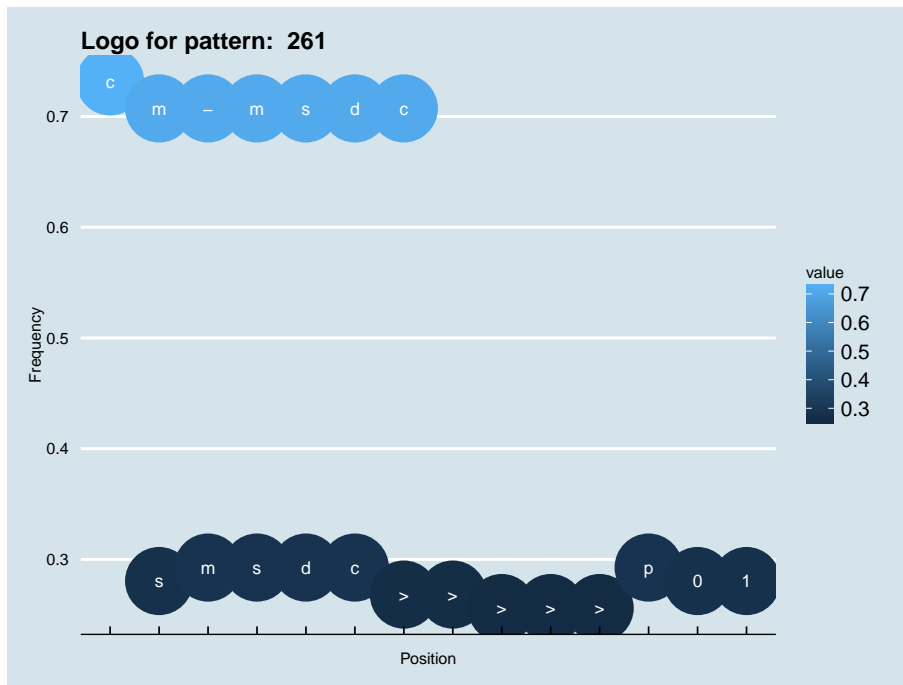
Information for pattern:

`[c][m][-][m][s][d][c].{0,7}+`

- Records that match the regex: `[ 58 ]`
- Corresponding ratio: `[ 6.23318608129763E-8 ]`

Top events found for the pattern are shown in table 2.261. Visualization of the pattern is shown in figure 2.261

Figure 2.261: Regex visualization for pattern: 261





Event List	
Event	Frequency
protocol/udp	5.910779904678787E-8
type/A	4.621155198203415E-8
root/i-root	1.2896247064753716E-8
type/AAAA	1.2896247064753716E-8
root/k-root	1.1821559809357574E-8
root/f-root	1.1821559809357574E-8
root/c-root	6.448123532376858E-9
root/a-root	5.3734362769807155E-9
root/e-root	3.224061766188429E-9
root/j-root	3.224061766188429E-9
root/m-root	2.149374510792286E-9
root/h-root	1.074687255396143E-9
root/l-root	1.074687255396143E-9

Table 2.262: Top events found for the pattern: 262 (Section 2.262)

## :: 2.262 Pattern: 262

Information for pattern:

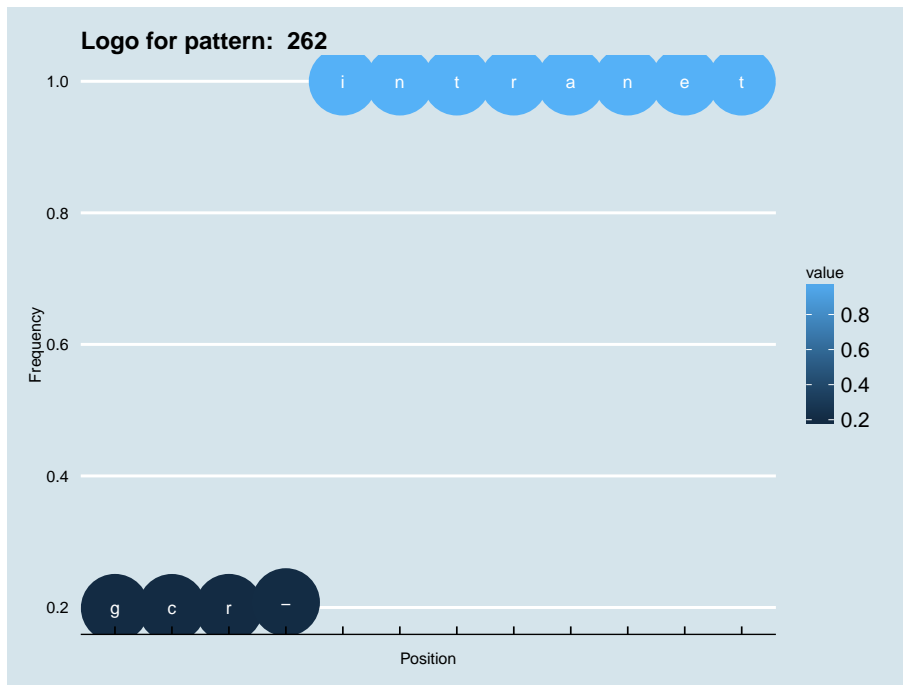
`.{0,15}+[i][n][t][r][a][n][e][t]`

- Records that match the regex: 「 55 」
- Corresponding ratio: 「 5.910779904678787E-8 」

Top events found for the pattern are shown in table 2.262. Visualization of the pattern is shown in figure 2.262



Figure 2.262: Regex visualization for pattern: 262



Event List	
Event	Frequency
protocol/udp	5.910779904678787E-8
root/f-root	5.910779904678787E-8
type/SRV	2.2568432363319006E-8
type/A	2.2568432363319006E-8
type/ANY	1.397093432014986E-8

Table 2.263: Top events found for the pattern: 263 (Section 2.263)

### :: 2.263 Pattern: 263

Information for pattern:

```
.{0,4}+[c][r][a][f][t][->]?+[>i]?+[>in]?+[>t]?+[>e
t][>hr][>ei][->o][>cr][>os]?+[iu]?+[nr]?+[gt]?+[-]
?+[cs]?+[uy]?+[ps]?+[bt]?+[eo]?+[>m]?+.{0,25}+
```

- Records that match the regex: 「 55 」
- Corresponding ratio: 「 5.910779904678787E-8 」

Top events found for the pattern are shown in table 2.263. Visualization of the pattern is shown in figure 2.263



Event List	
Event	Frequency
protocol/udp	5.695842453599558E-8
type/A	5.695842453599558E-8
root/f-root	3.3315304917280435E-8
root/l-root	1.6120308830942147E-8
root/c-root	2.149374510792286E-9
root/h-root	2.149374510792286E-9
root/k-root	1.074687255396143E-9
root/e-root	1.074687255396143E-9
root/d-root	1.074687255396143E-9

Table 2.264: Top events found for the pattern: 264 (Section 2.264)

### :: 2.264 Pattern: 264

Information for pattern:

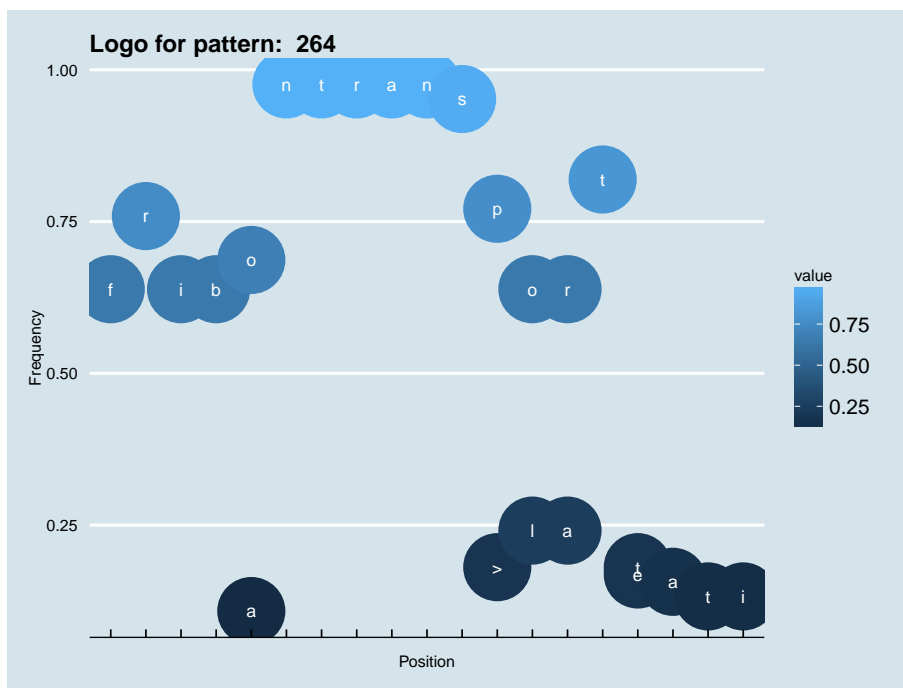
```
[f][r][i][b][o][n][t][r][a][n][s][p][o][r][t].{0,5}+
```

- Records that match the regex: [ 53 ]
- Corresponding ratio: [ 5.695842453599558E-8 ]

Top events found for the pattern are shown in table 2.264. Visualization of the pattern is shown in figure 2.264



Figure 2.264: Regex visualization for pattern: 264



Event List	
Event	Frequency
protocol/udp	5.588373728059944E-8
type/A	5.588373728059944E-8
root/h-root	1.8269683341734432E-8
root/c-root	1.397093432014986E-8
root/a-root	1.1821559809357574E-8
root/m-root	4.298749021584572E-9
root/e-root	3.224061766188429E-9
root/k-root	2.149374510792286E-9
root/l-root	2.149374510792286E-9

Table 2.265: Top events found for the pattern: 265 (Section 2.265)

### :: 2.265 Pattern: 265

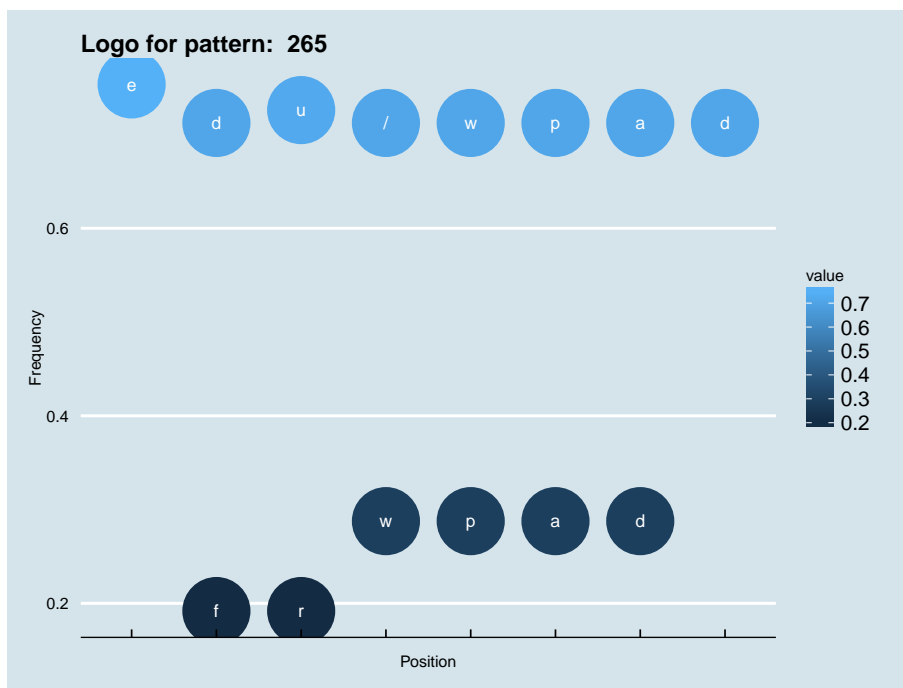
Information for pattern:

`[e][d][u][/][w][p][a][d].{0,2}+`

- Records that match the regex: `[ 52 ]`
- Corresponding ratio: `[ 5.588373728059944E-8 ]`

Top events found for the pattern are shown in table 2.265. Visualization of the pattern is shown in figure 2.265

Figure 2.265: Regex visualization for pattern: 265



Event List	
Event	Frequency
protocol/udp	5.588373728059944E-8
type/A	5.373436276980715E-8
root/c-root	1.5045621575546003E-8
root/h-root	1.2896247064753716E-8
root/a-root	7.522810787773001E-9
root/l-root	7.522810787773001E-9
root/e-root	6.448123532376858E-9
root/k-root	3.224061766188429E-9
root/m-root	3.224061766188429E-9
type/AAAA	2.149374510792286E-9

Table 2.266: Top events found for the pattern: 266 (Section 2.266)

### :: 2.266 Pattern: 266

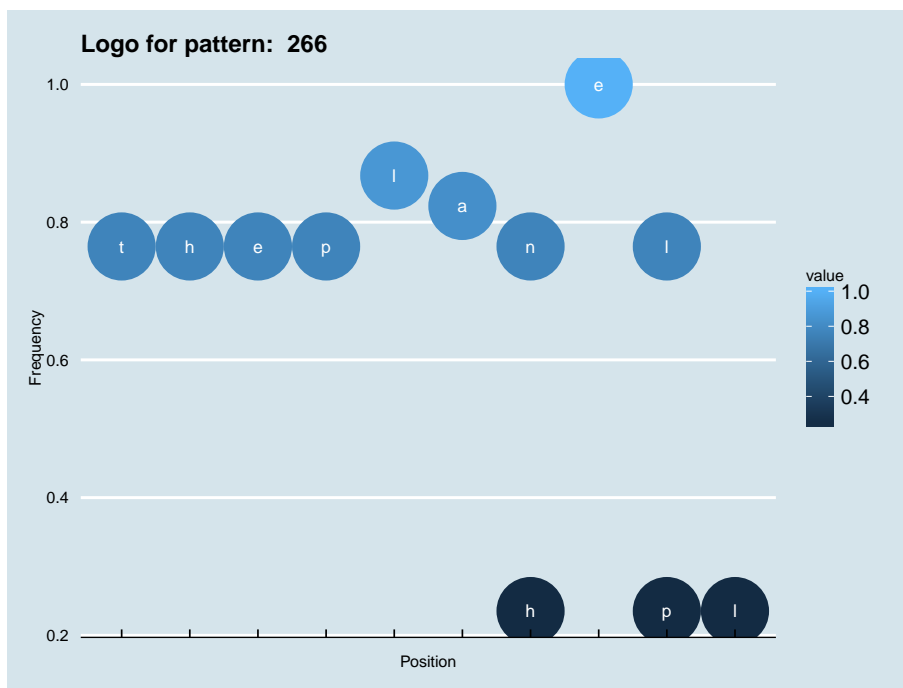
Information for pattern:

`[t][h][e][p][l][a][n][e][l].?+`

- Records that match the regex: 「 52 」
- Corresponding ratio: 「 5.588373728059944E-8 」

Top events found for the pattern are shown in table 2.266. Visualization of the pattern is shown in figure 2.266

Figure 2.266: Regex visualization for pattern: 266





Event List	
Event	Frequency
protocol/udp	4.7286239237430294E-8
type/AAAA	2.2568432363319006E-8
type/A	1.9344370597130577E-8
root/k-root	1.1821559809357574E-8
root/a-root	7.522810787773001E-9
root/i-root	6.448123532376858E-9
root/l-root	5.3734362769807155E-9
type/MX	5.3734362769807155E-9
root/h-root	3.224061766188429E-9
root/f-root	3.224061766188429E-9
root/c-root	3.224061766188429E-9
root/e-root	2.149374510792286E-9
root/m-root	2.149374510792286E-9
root/j-root	2.149374510792286E-9

Table 2.267: Top events found for the pattern: 267 (Section 2.267)

### :: 2.267 Pattern: 267

Information for pattern:

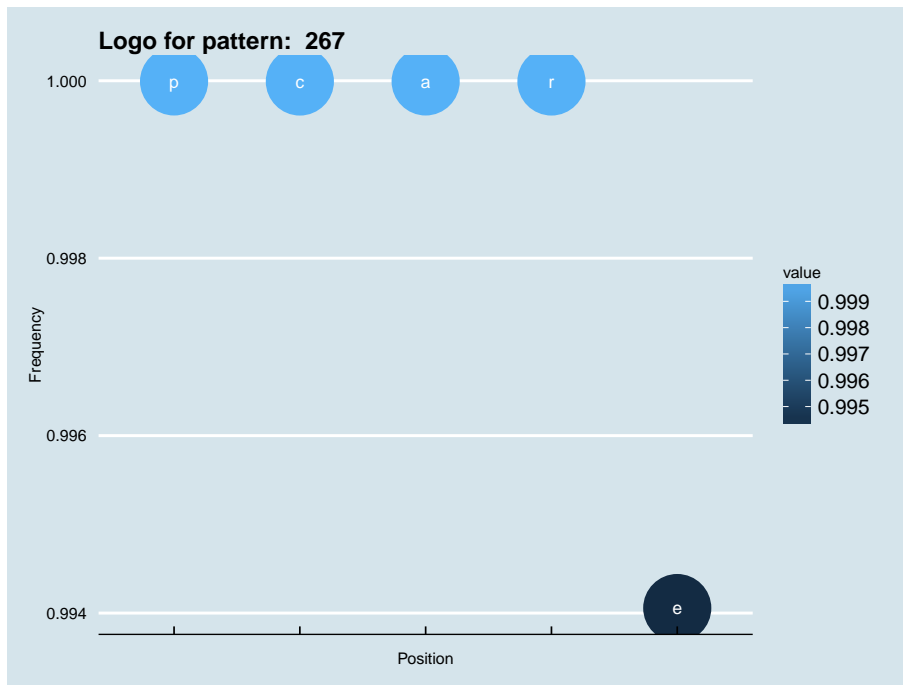
`.{0,4}+[p][c][a][r][e].{0,5}+`

- Records that match the regex: [ 44 ]
- Corresponding ratio: [ 4.7286239237430294E-8 ]

Top events found for the pattern are shown in table 2.267. Visualization of the pattern is shown in figure 2.267



Figure 2.267: Regex visualization for pattern: 267



Event List	
Event	Frequency
protocol/udp	4.621155198203415E-8
type/A	2.6867181384903577E-8
type/AAAA	1.9344370597130577E-8
root/k-root	1.5045621575546003E-8
root/l-root	1.0746872553961431E-8
root/i-root	4.298749021584572E-9
root/m-root	3.224061766188429E-9
root/f-root	3.224061766188429E-9
root/c-root	3.224061766188429E-9
root/e-root	1.074687255396143E-9
root/g-root	1.074687255396143E-9
root/a-root	1.074687255396143E-9
root/h-root	1.074687255396143E-9
root/d-root	1.074687255396143E-9
root/j-root	1.074687255396143E-9

Table 2.268: Top events found for the pattern: 268 (Section 2.268)

### :: 2.268 Pattern: 268

Information for pattern:

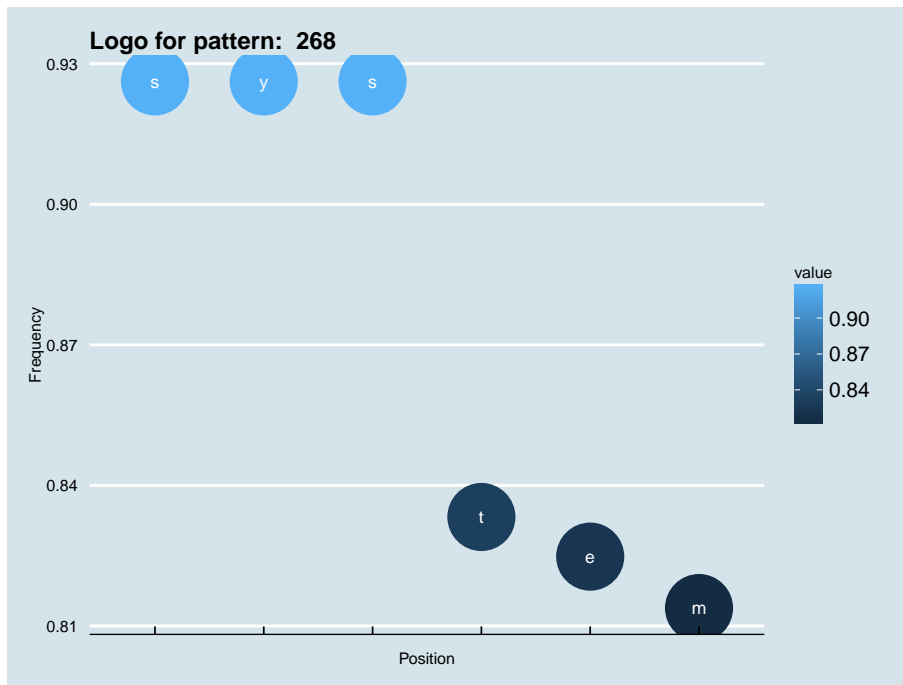
`.{0,44}+[s][y][s][t][e][m]`

- Records that match the regex: [ 43 ]
- Corresponding ratio: [ 4.621155198203415E-8 ]

Top events found for the pattern are shown in table 2.268. Visualization of the pattern is shown in figure 2.268



Figure 2.268: Regex visualization for pattern: 268



Event List	
Event	Frequency
protocol/udp	4.2987490215845724E-8
type/A	4.2987490215845724E-8
root/f-root	1.8269683341734432E-8
root/e-root	4.298749021584572E-9
root/h-root	4.298749021584572E-9
root/l-root	4.298749021584572E-9
root/k-root	3.224061766188429E-9
root/c-root	3.224061766188429E-9
root/a-root	2.149374510792286E-9
root/j-root	2.149374510792286E-9
root/i-root	1.074687255396143E-9

Table 2.269: Top events found for the pattern: 269 (Section 2.269)

∴ 2.269 Pattern: 269

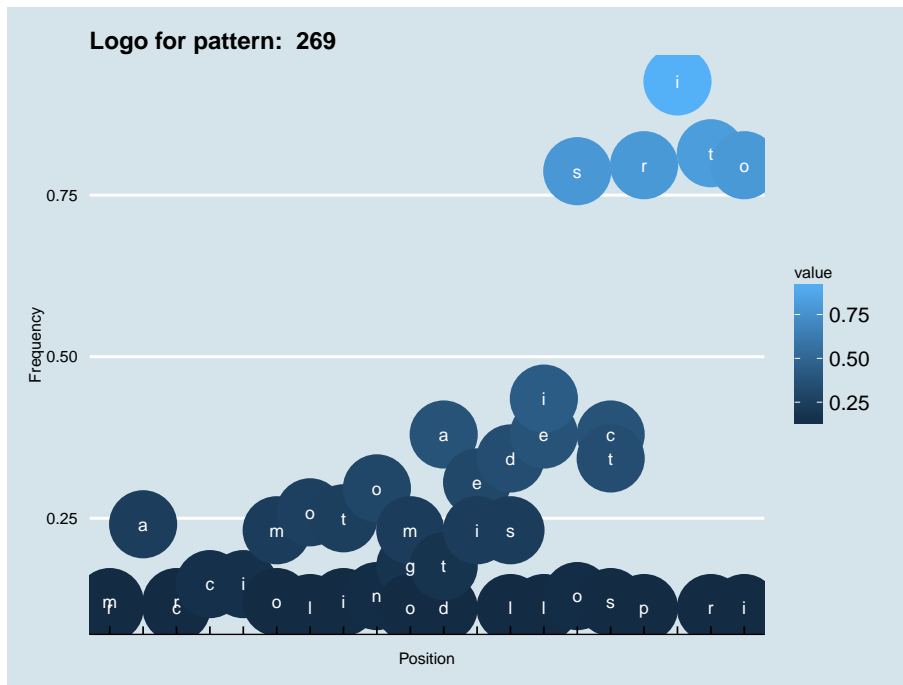
Information for pattern:

```
.{0,5}+[mo]?+[lo]?+[it]?+[no]?+[gmo]?+[adt]?+[ei]?
+[dls][eil][s][cst][r][i][t][o]
```

- Records that match the regex: [ 40 ]
- Corresponding ratio: [ 4.2987490215845724E-8 ]

Top events found for the pattern are shown in table 2.269. Visualization of the pattern is shown in figure 2.269

Figure 2.269: Regex visualization for pattern: 269



Event List	
Event	Frequency
protocol/udp	4.191280296044958E-8
type/A	3.8688741194261153E-8
root/f-root	9.672185298565288E-9
root/j-root	9.672185298565288E-9
root/k-root	4.298749021584572E-9
root/c-root	4.298749021584572E-9
type/AAAA	3.224061766188429E-9
root/d-root	3.224061766188429E-9
root/e-root	2.149374510792286E-9
root/m-root	2.149374510792286E-9
root/i-root	1.074687255396143E-9
root/g-root	1.074687255396143E-9
root/a-root	1.074687255396143E-9
root/h-root	1.074687255396143E-9
root/b-root	1.074687255396143E-9
root/l-root	1.074687255396143E-9

Table 2.270: Top events found for the pattern: 270 (Section 2.270)

∴ 2.270 Pattern: 270

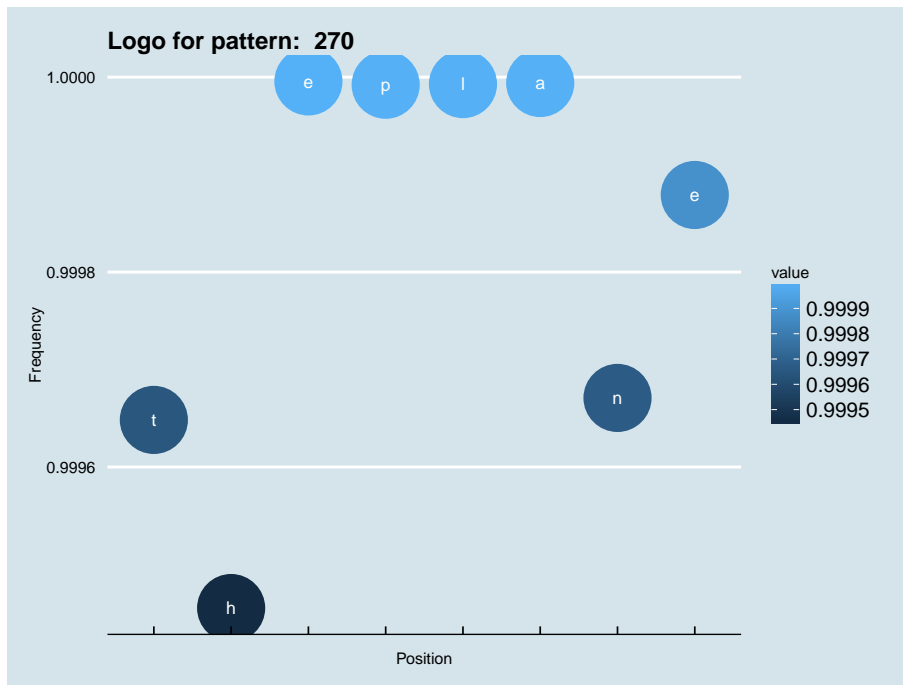
Information for pattern:

`.{0,4}+[t][h][e][p][l][a][n][e].{0,14}+`

- Records that match the regex: [ 39 ]
- Corresponding ratio: [ 4.191280296044958E-8 ]

Top events found for the pattern are shown in table 2.270. Visualization of the pattern is shown in figure 2.270

Figure 2.270: Regex visualization for pattern: 270



Event List	
Event	Frequency
protocol/udp	3.9763428449657294E-8
type/A	2.6867181384903577E-8
root/i-root	1.2896247064753716E-8
type/AAAA	1.2896247064753716E-8
root/f-root	7.522810787773001E-9
root/k-root	5.3734362769807155E-9
root/c-root	4.298749021584572E-9
root/e-root	2.149374510792286E-9
root/m-root	2.149374510792286E-9
root/j-root	2.149374510792286E-9
root/a-root	1.074687255396143E-9
root/h-root	1.074687255396143E-9
root/l-root	1.074687255396143E-9

Table 2.271: Top events found for the pattern: 271 (Section 2.271)

∴ 2.271 Pattern: 271

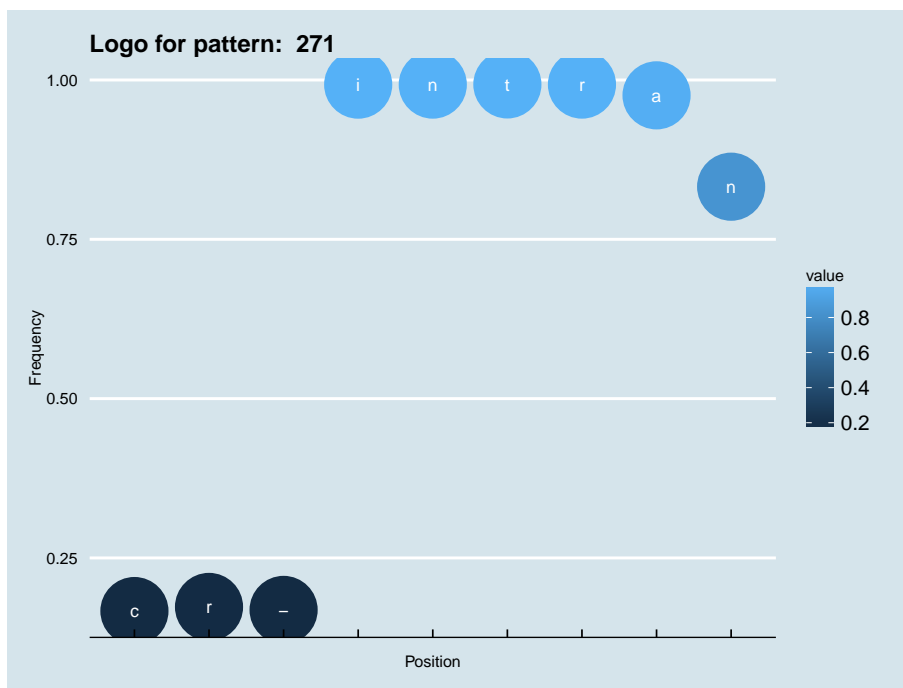
Information for pattern:

`.{0,21}+[i][n][t][r][a][n]`

- Records that match the regex: [ 37 ]
- Corresponding ratio: [ 3.9763428449657294E-8 ]

Top events found for the pattern are shown in table 2.271. Visualization of the pattern is shown in figure 2.271

Figure 2.271: Regex visualization for pattern: 271





Event List	
Event	Frequency
protocol/udp	3.8688741194261153E-8
type/A	3.8688741194261153E-8
root/i-root	7.522810787773001E-9
root/a-root	6.448123532376858E-9
root/k-root	5.3734362769807155E-9
root/c-root	5.3734362769807155E-9
root/j-root	5.3734362769807155E-9
root/h-root	4.298749021584572E-9
root/l-root	4.298749021584572E-9

Table 2.272: Top events found for the pattern: 272 (Section 2.272)

∴ 2.272 Pattern: 272

Information for pattern:

[t][l][s][\_][t][e][s][t][\_][t][c][p]

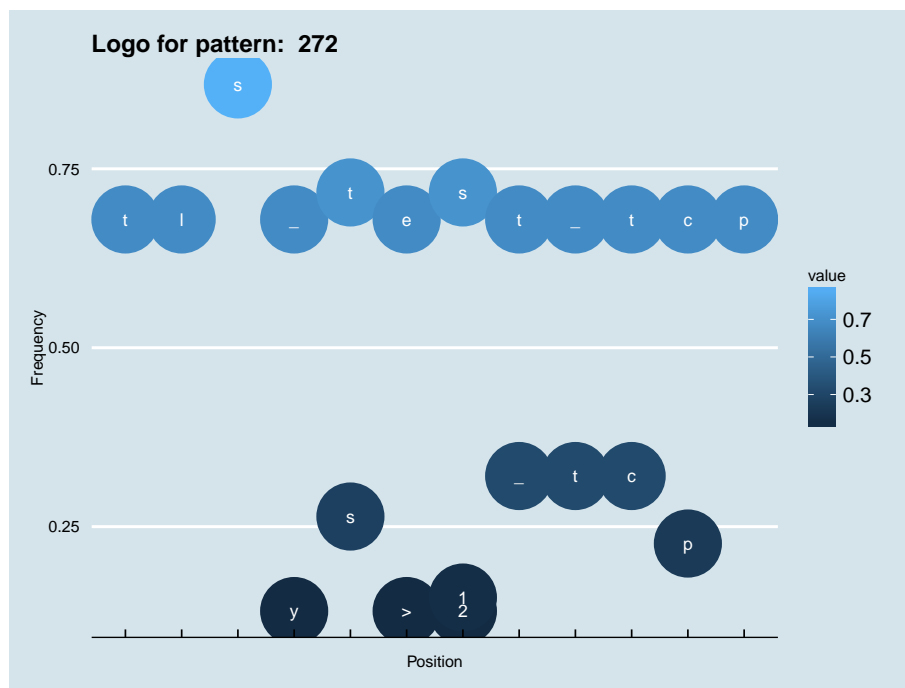
- Records that match the regex: [ 36 ]
- Corresponding ratio: [ 3.8688741194261153E-8 ]

Top events found for the pattern are shown in table 2.272. Visualization of the pattern is shown in figure 2.272





Figure 2.272: Regex visualization for pattern: 272



Event List	
Event	Frequency
protocol/udp	3.8688741194261153E-8
type/AAAA	2.5792494129507432E-8
root/i-root	1.6120308830942147E-8
type/A	1.2896247064753716E-8
root/c-root	7.522810787773001E-9
root/a-root	5.3734362769807155E-9
root/m-root	3.224061766188429E-9
root/h-root	2.149374510792286E-9
root/k-root	1.074687255396143E-9
root/f-root	1.074687255396143E-9
root/e-root	1.074687255396143E-9
root/j-root	1.074687255396143E-9

Table 2.273: Top events found for the pattern: 273 (Section 2.273)

### ∴ 2.273 Pattern: 273

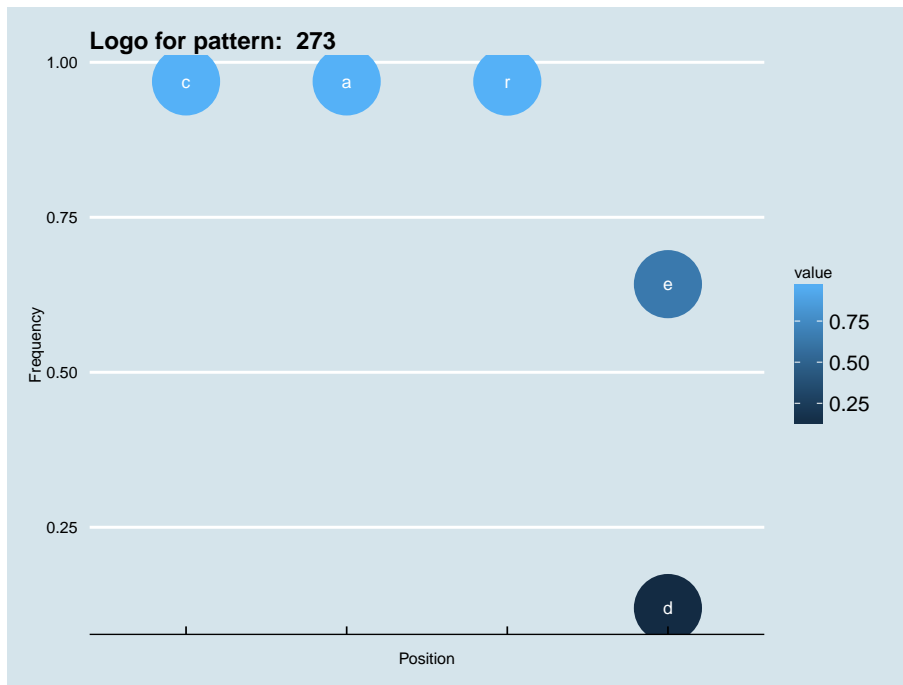
Information for pattern:

`.{0,44}+[c][a][r][e].{0,12}+`

- ▶ Records that match the regex: [ 36 ]
- ▶ Corresponding ratio: [ 3.8688741194261153E-8 ]

Top events found for the pattern are shown in table 2.273. Visualization of the pattern is shown in figure 2.273

Figure 2.273: Regex visualization for pattern: 273



Event List	
Event	Frequency
protocol/udp	3.7614053938865006E-8
type/A	3.116593040648815E-8
root/k-root	1.0746872553961431E-8
root/f-root	9.672185298565288E-9
root/c-root	6.448123532376858E-9
type/AAAA	6.448123532376858E-9
root/m-root	5.3734362769807155E-9
root/i-root	3.224061766188429E-9
root/a-root	1.074687255396143E-9
root/h-root	1.074687255396143E-9

Table 2.274: Top events found for the pattern: 274 (Section 2.274)

### :: 2.274 Pattern: 274

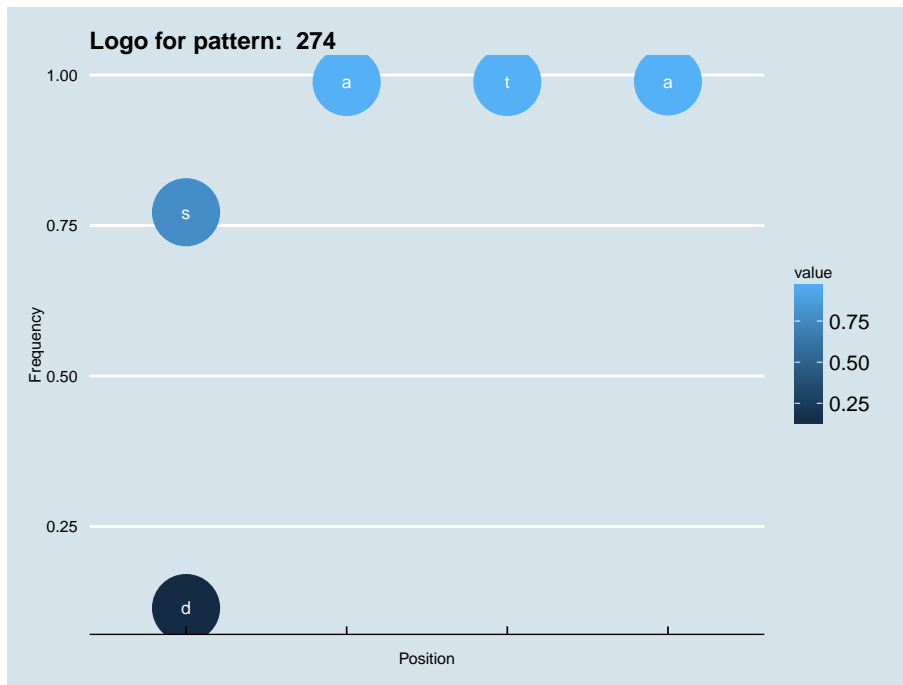
Information for pattern:

`.{0,22}+[s][a][t][a].{0,23}+`

- ▶ Records that match the regex: 「 35 」
- ▶ Corresponding ratio: 「 3.7614053938865006E-8 」

Top events found for the pattern are shown in table 2.274. Visualization of the pattern is shown in figure 2.274

Figure 2.274: Regex visualization for pattern: 274



Event List	
Event	Frequency
type/A	3.4389992172676576E-8
protocol/udp	3.4389992172676576E-8
root/l-root	8.597498043169144E-9
root/a-root	5.3734362769807155E-9
root/c-root	4.298749021584572E-9
root/d-root	3.224061766188429E-9
root/i-root	2.149374510792286E-9
root/h-root	2.149374510792286E-9
root/b-root	2.149374510792286E-9
root/j-root	2.149374510792286E-9
root/e-root	1.074687255396143E-9
root/k-root	1.074687255396143E-9
root/g-root	1.074687255396143E-9
root/m-root	1.074687255396143E-9

Table 2.275: Top events found for the pattern: 275 (Section 2.275)

### :: 2.275 Pattern: 275

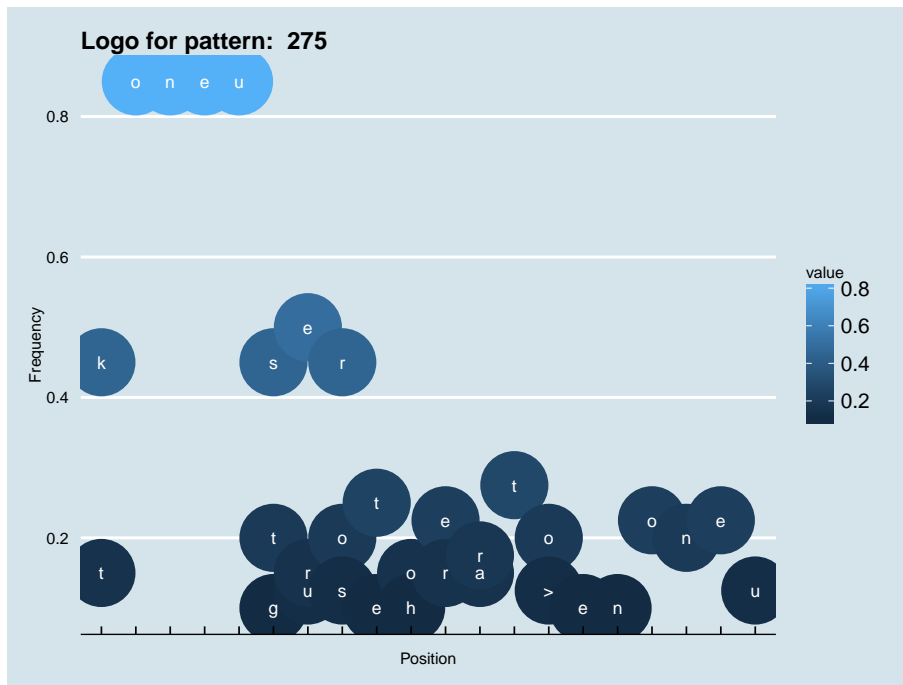
Information for pattern:

`[kt]?+[o][n][e][u][gst][e][ors][et]?+[ho]?+[er]?+.  
{0,13}+`

- Records that match the regex: [ 32 ]
- Corresponding ratio: [ 3.4389992172676576E-8 ]

Top events found for the pattern are shown in table 2.275. Visualization of the pattern is shown in figure 2.275

Figure 2.275: Regex visualization for pattern: 275



Event List	
Event	Frequency
type/A	3.3315304917280435E-8
protocol/udp	3.3315304917280435E-8
root/l-root	8.597498043169144E-9
root/e-root	4.298749021584572E-9
root/h-root	4.298749021584572E-9
root/i-root	3.224061766188429E-9
root/a-root	3.224061766188429E-9
root/c-root	3.224061766188429E-9
root/f-root	2.149374510792286E-9
root/d-root	2.149374510792286E-9
root/k-root	1.074687255396143E-9
root/j-root	1.074687255396143E-9

Table 2.276: Top events found for the pattern: 276 (Section 2.276)

### ⚡ 2.276 Pattern: 276

Information for pattern:

```
[cv]?+[3h]?+[e1]?+[ap]?+[p][c][a][r][irv][3in][e][bru][aprt][a][nsy][cho][eou][pt][c][a][lr][cet]?+[>c]?+[>l]?+[>e]?+[>a]?+[>n]?+[>u]?+[bp]?+[ab]?+[at]?+[ct]?+[ch]?+[ah]?+[ap]?+[p]?+[cp]?+[co]?+[or]?+[er]?+[be]?+[ab]?+[at]?+[ct]?+[ch]?+[ah]?+[ap]?+[p]?+
```

- Records that match the regex: 「 31 」
- Corresponding ratio: 「 3.3315304917280435E-8 」

Top events found for the pattern are shown in table 2.276. Visualization of the pattern is shown in figure 2.276





Event List	
Event	Frequency
type/A	3.3315304917280435E-8
protocol/udp	3.3315304917280435E-8
root/l-root	8.597498043169144E-9
root/e-root	4.298749021584572E-9
root/h-root	4.298749021584572E-9
root/i-root	3.224061766188429E-9
root/a-root	3.224061766188429E-9
root/c-root	3.224061766188429E-9
root/f-root	2.149374510792286E-9
root/d-root	2.149374510792286E-9
root/k-root	1.074687255396143E-9
root/j-root	1.074687255396143E-9

Table 2.277: Top events found for the pattern: 277 (Section 2.277)

⚡ 2.277 Pattern: 277

Information for pattern:

```
[cv]?+[3h]?+[>e1]?+[>ap]?+[p][c][a][r][irs][hin][eos][pru][cepr][a][nry][acot][ceu]?+[lt]?+[cei]?+[a][ln]?+[cu]?+[bp]?+[ab]?+[at]?+[ct]?+[ch]?+.{0,15}+
```

- Records that match the regex: [ 31 ]
- Corresponding ratio: [ 3.3315304917280435E-8 ]

Top events found for the pattern are shown in table 2.277. Visualization of the pattern is shown in figure 2.277







Event List	
Event	Frequency
protocol/udp	3.3315304917280435E-8
type/A	3.116593040648815E-8
root/c-root	1.2896247064753716E-8
root/k-root	8.597498043169144E-9
root/i-root	2.149374510792286E-9
root/a-root	2.149374510792286E-9
root/h-root	2.149374510792286E-9
type/SRV	2.149374510792286E-9
root/j-root	2.149374510792286E-9
root/e-root	1.074687255396143E-9
root/m-root	1.074687255396143E-9
root/l-root	1.074687255396143E-9

Table 2.278: Top events found for the pattern: 278 (Section 2.278)

## ∴ 2.278 Pattern: 278

Information for pattern:

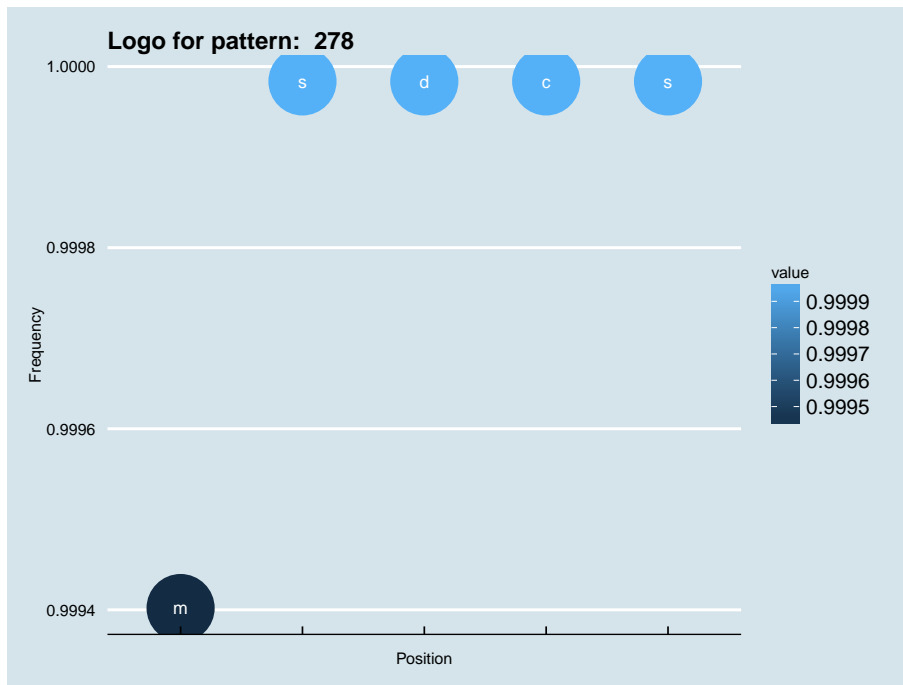
`.{0,2}+[m][s][d][c][s].{0,3}+`

- Records that match the regex: 「 31 」
- Corresponding ratio: 「 3.3315304917280435E-8 」

Top events found for the pattern are shown in table 2.278. Visualization of the pattern is shown in figure 2.278



Figure 2.278: Regex visualization for pattern: 278





Event List	
Event	Frequency
protocol/udp type/A	3.3315304917280435E-8
root/k-root	3.3315304917280435E-8
root/c-root	2.0419057852526718E-8
root/f-root	4.298749021584572E-9
root/m-root	2.149374510792286E-9
root/h-root	2.149374510792286E-9
root/i-root	2.149374510792286E-9
root/l-root	1.074687255396143E-9
root/l-root	1.074687255396143E-9

Table 2.279: Top events found for the pattern: 279 (Section 2.279)

∴ 2.279 Pattern: 279

Information for pattern:

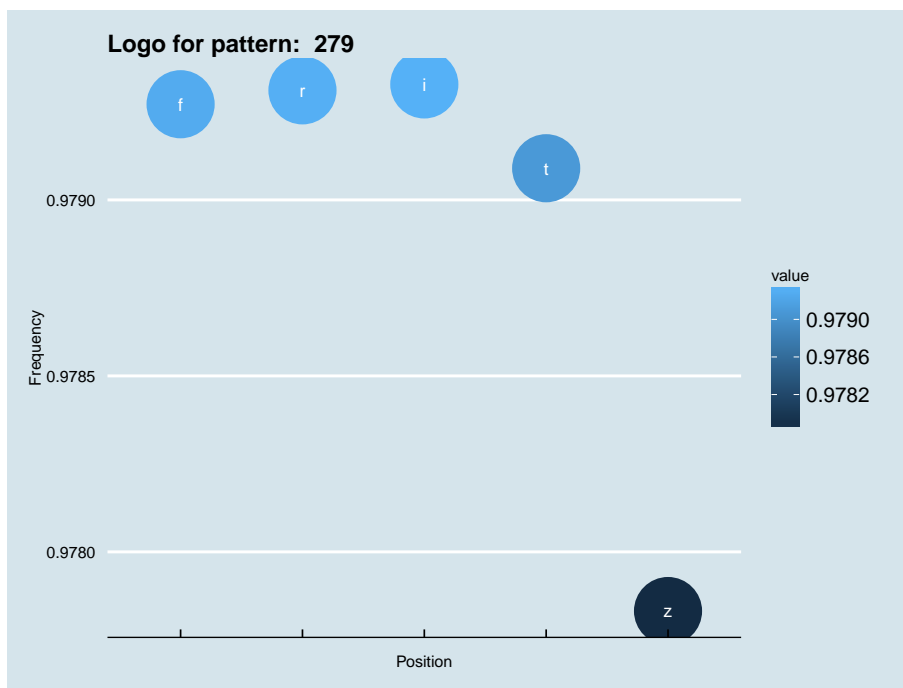
`.{0,24}+[f][r][i][t][z].{0,34}+`

- Records that match the regex: [ 31 ]
- Corresponding ratio: [ 3.3315304917280435E-8 ]

Top events found for the pattern are shown in table 2.279. Visualization of the pattern is shown in figure 2.279



Figure 2.279: Regex visualization for pattern: 279





Event List	
Event	Frequency
protocol/udp	3.2240617661884294E-8
root/m-root	2.6867181384903577E-8
type/SRV	2.2568432363319006E-8
type/A	9.672185298565288E-9
root/i-root	1.074687255396143E-9
root/e-root	1.074687255396143E-9
root/g-root	1.074687255396143E-9
root/h-root	1.074687255396143E-9
root/d-root	1.074687255396143E-9

Table 2.280: Top events found for the pattern: 280 (Section 2.280)

**:: 2.280 Pattern: 280**

Information for pattern:

`[p][r][g][a][s][i][a][_][t][c]`

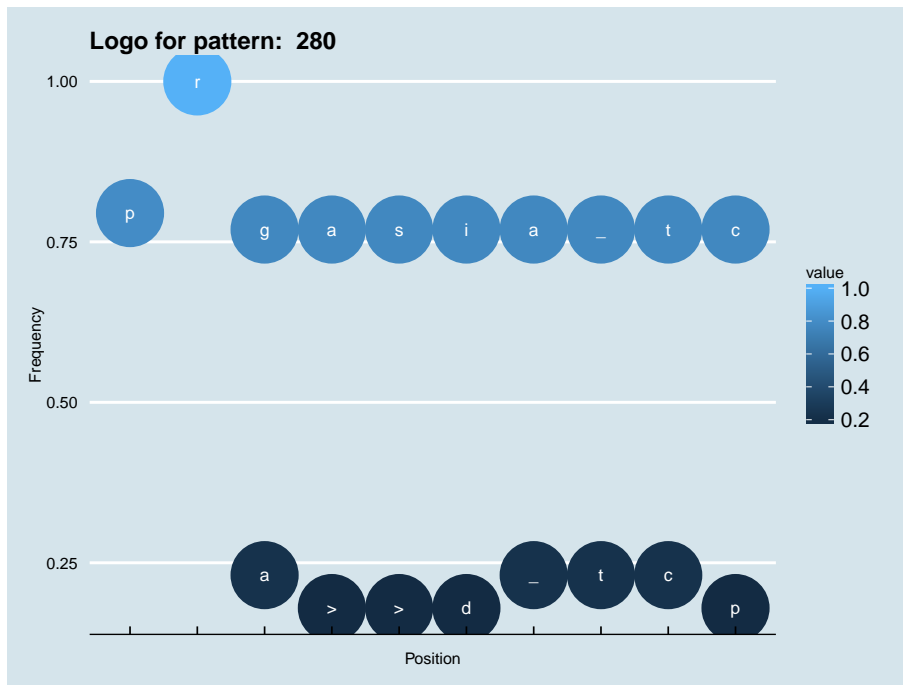
- Records that match the regex: [ 30 ]
- Corresponding ratio: [ 3.2240617661884294E-8 ]

Top events found for the pattern are shown in table 2.280. Visualization of the pattern is shown in figure 2.280





Figure 2.280: Regex visualization for pattern: 280





Event List	
Event	Frequency
protocol/udp type/A	3.116593040648815E-8
root/c-root	3.116593040648815E-8
root/h-root	7.522810787773001E-9
root/i-root	6.448123532376858E-9
root/a-root	5.3734362769807155E-9
root/j-root	4.298749021584572E-9
root/l-root	3.224061766188429E-9
root/g-root	2.149374510792286E-9
root/m-root	1.074687255396143E-9
root/m-root	1.074687255396143E-9

Table 2.281: Top events found for the pattern: 281 (Section 2.281)

∴ 2.281 Pattern: 281

Information for pattern:

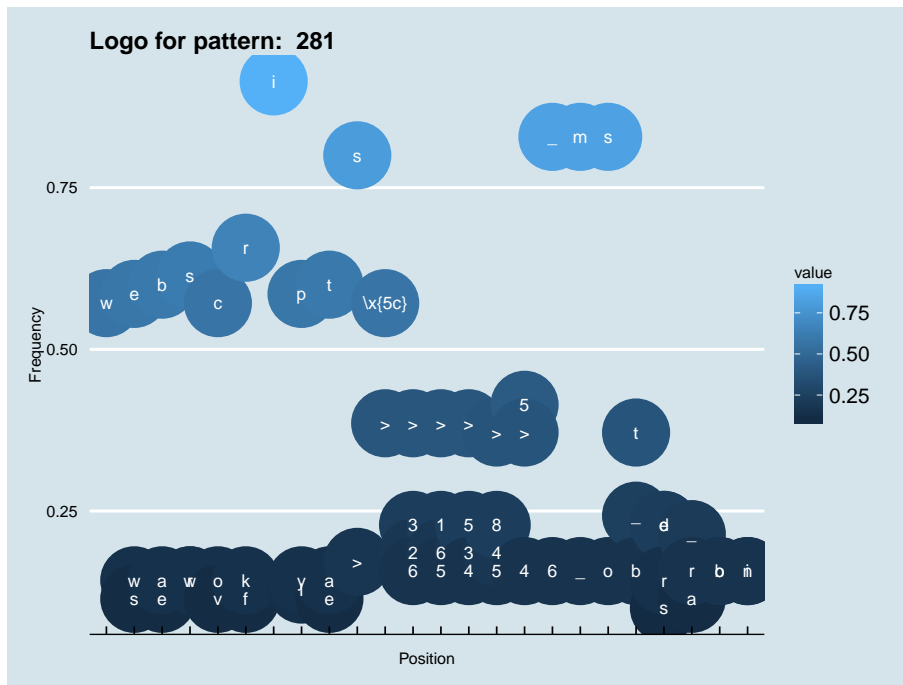
[w][e][b][s][c][r][i][p][t][s][\x{5c}][236>][156>][345>][458>][45>][\_][m][s][\_bt]?+[ders]?+[\_ar]?+[bo]?+[in]?+

- Records that match the regex: [ 29 ]
- Corresponding ratio: [ 3.116593040648815E-8 ]

Top events found for the pattern are shown in table 2.281. Visualization of the pattern is shown in figure 2.281



Figure 2.281: Regex visualization for pattern: 281





Event List	
Event	Frequency
protocol/udp	3.116593040648815E-8
type/A	3.0091243151092006E-8
root/f-root	1.0746872553961431E-8
root/c-root	7.522810787773001E-9
root/k-root	4.298749021584572E-9
root/i-root	2.149374510792286E-9
root/a-root	2.149374510792286E-9
root/h-root	2.149374510792286E-9
root/m-root	1.074687255396143E-9
type/AAAA	1.074687255396143E-9
root/j-root	1.074687255396143E-9

Table 2.282: Top events found for the pattern: 282 (Section 2.282)

∴ 2.282 Pattern: 282

Information for pattern:

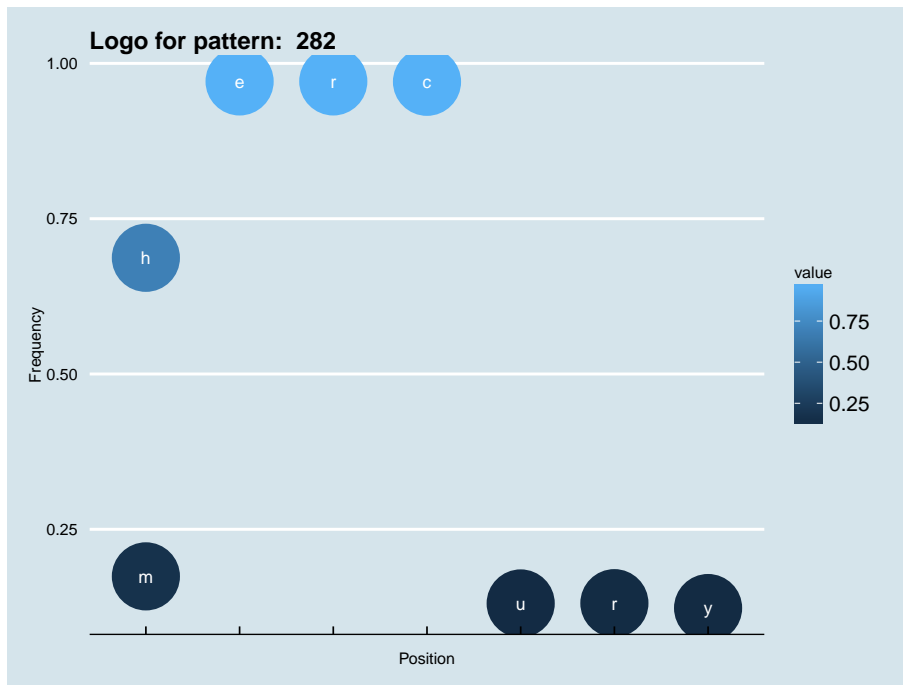
`.{0,19}+[h][e][r][c].{0,39}+`

- Records that match the regex: [ 29 ]
- Corresponding ratio: [ 3.116593040648815E-8 ]

Top events found for the pattern are shown in table 2.282. Visualization of the pattern is shown in figure 2.282



Figure 2.282: Regex visualization for pattern: 282





Event List	
Event	Frequency
protocol/udp	3.0091243151092006E-8
type/A	3.0091243151092006E-8
root/f-root	1.6120308830942147E-8
root/m-root	4.298749021584572E-9
root/c-root	4.298749021584572E-9
root/k-root	3.224061766188429E-9
root/e-root	1.074687255396143E-9
root/a-root	1.074687255396143E-9

Table 2.283: Top events found for the pattern: 283 (Section 2.283)

∴ 2.283 Pattern: 283

Information for pattern:

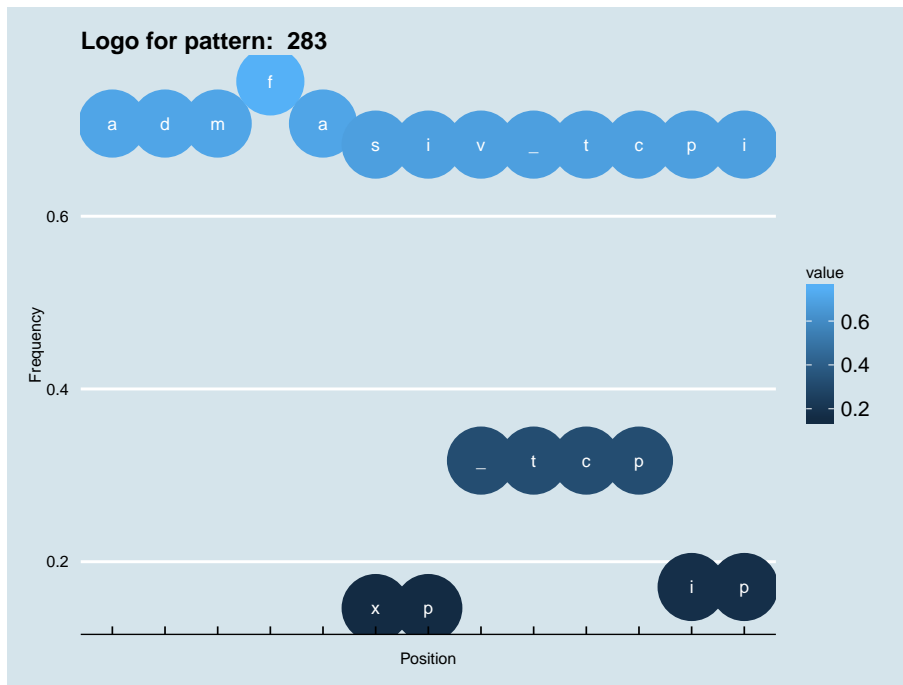
`[a][d][m][f][a][s][i][v][_][t][c][p][i]`

- Records that match the regex: [ 28 ]
- Corresponding ratio: [ 3.0091243151092006E-8 ]

Top events found for the pattern are shown in table 2.283. Visualization of the pattern is shown in figure 2.283



Figure 2.283: Regex visualization for pattern: 283



Event List	
Event	Frequency
protocol/udp	2.6867181384903577E-8
type/A	2.5792494129507432E-8
root/i-root	1.0746872553961431E-8
root/l-root	4.298749021584572E-9
root/k-root	3.224061766188429E-9
root/a-root	2.149374510792286E-9
root/m-root	2.149374510792286E-9
root/g-root	1.074687255396143E-9
root/h-root	1.074687255396143E-9
root/c-root	1.074687255396143E-9
type/AAAA	1.074687255396143E-9
root/j-root	1.074687255396143E-9

Table 2.284: Top events found for the pattern: 284 (Section 2.284)

∴ 2.284 Pattern: 284

Information for pattern:

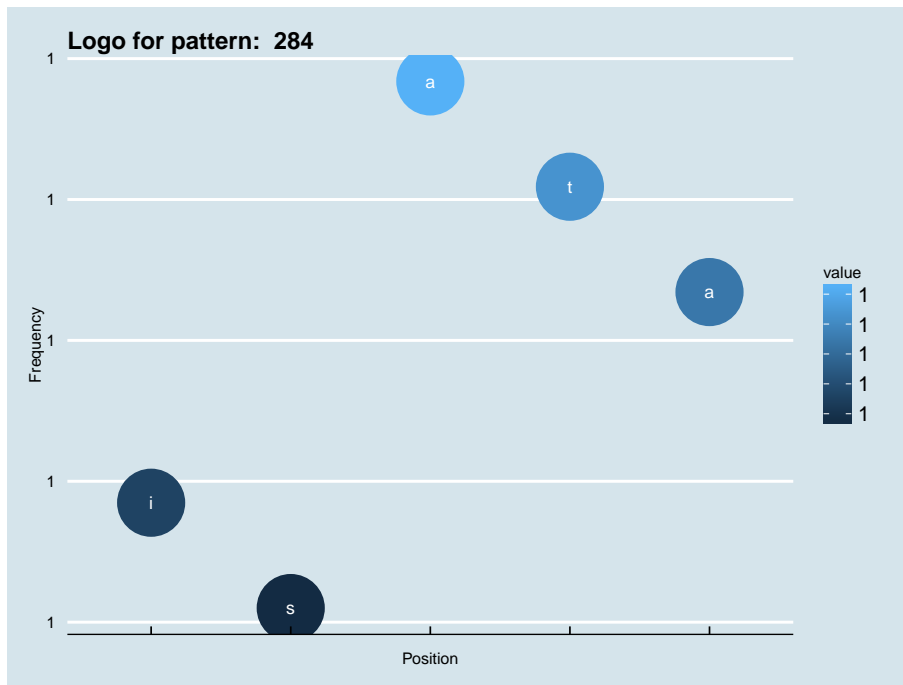
`.{0,8}+[i][s][a][t][a]`

- Records that match the regex: [ 25 ]
- Corresponding ratio: [ 2.6867181384903577E-8 ]

Top events found for the pattern are shown in table 2.284. Visualization of the pattern is shown in figure 2.284



Figure 2.284: Regex visualization for pattern: 284





Event List	
Event	Frequency
protocol/udp	2.6867181384903577E-8
type/A	2.471780687411129E-8
root/c-root	1.2896247064753716E-8
root/f-root	5.3734362769807155E-9
root/l-root	4.298749021584572E-9
type/AAAA	2.149374510792286E-9
root/i-root	1.074687255396143E-9
root/k-root	1.074687255396143E-9
root/m-root	1.074687255396143E-9
root/j-root	1.074687255396143E-9

Table 2.285: Top events found for the pattern: 285 (Section 2.285)

∴ 2.285 Pattern: 285

Information for pattern:

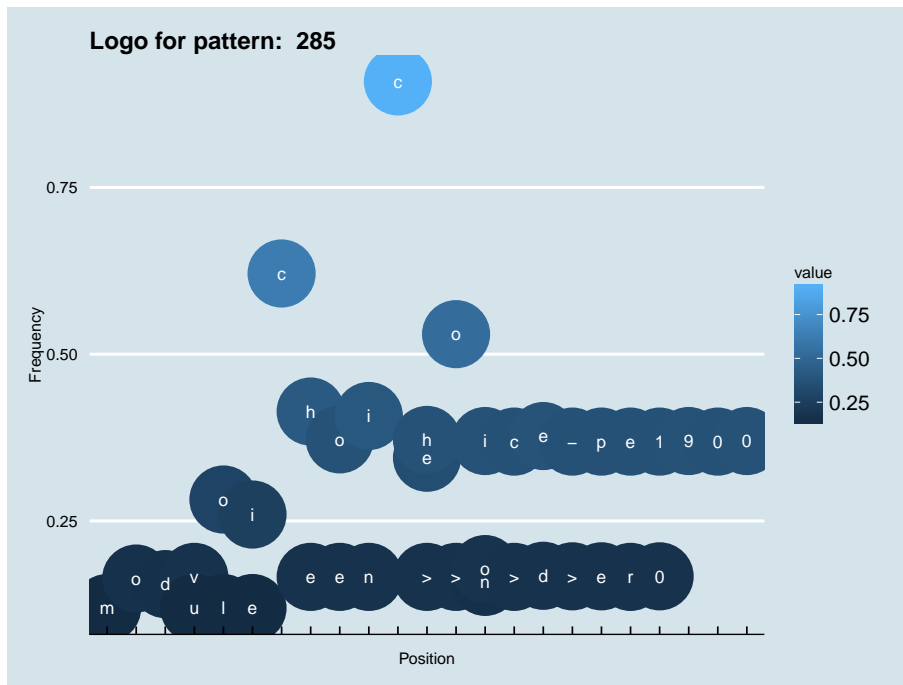
`.{0,6}+[c][eh]?+[eo]?+[in]?+[c][>eh][o][ino]?+[>c]?+[de]?+[->]?+[ep]?+[er]?+[01]?+[9]?+.{0,2}+`

- Records that match the regex: [ 25 ]
- Corresponding ratio: [ 2.6867181384903577E-8 ]

Top events found for the pattern are shown in table 2.285. Visualization of the pattern is shown in figure 2.285



Figure 2.285: Regex visualization for pattern: 285



Event List	
Event	Frequency
type/A	2.3643119618715147E-8
protocol/udp	2.3643119618715147E-8
root/f-root	5.3734362769807155E-9
root/i-root	3.224061766188429E-9
root/c-root	3.224061766188429E-9
root/j-root	3.224061766188429E-9
root/m-root	2.149374510792286E-9
root/d-root	2.149374510792286E-9
root/k-root	1.074687255396143E-9
root/e-root	1.074687255396143E-9
root/h-root	1.074687255396143E-9
root/l-root	1.074687255396143E-9

Table 2.286: Top events found for the pattern: 286 (Section 2.286)

❖ 2.286 Pattern: 286

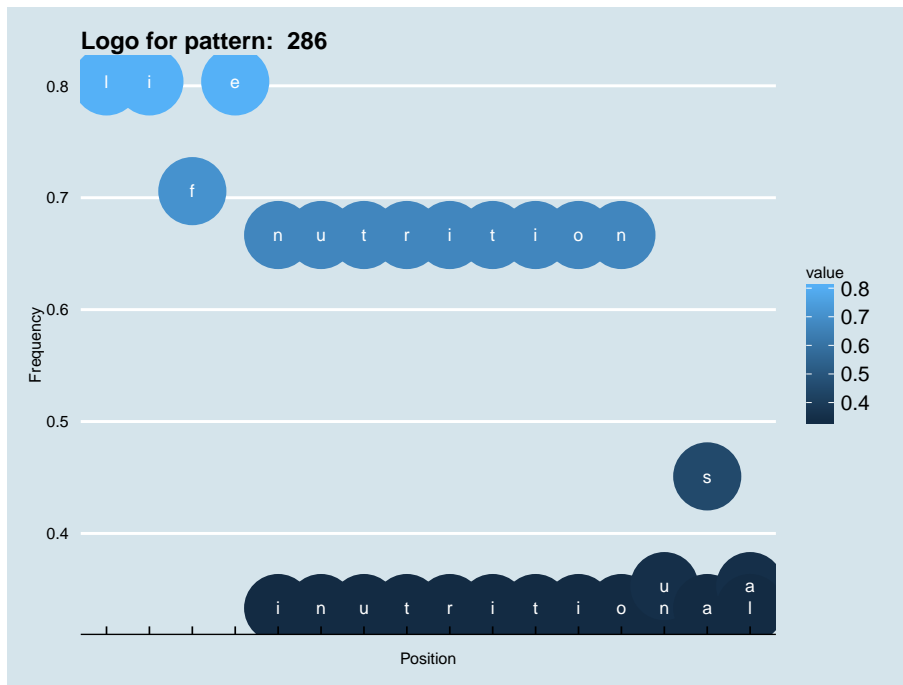
Information for pattern:

```
[l][i][f][e][n][u][t][r][i][t][i][o][n][nu]?+[as]?
+[al]?+
```

- Records that match the regex: [ 22 ]
- Corresponding ratio: [ 2.3643119618715147E-8 ]

Top events found for the pattern are shown in table 2.286. Visualization of the pattern is shown in figure 2.286

Figure 2.286: Regex visualization for pattern: 286





Event List	
Event	Frequency
protocol/udp	2.2568432363319006E-8
type/AAAA	2.2568432363319006E-8
root/i-root	1.9344370597130577E-8
root/j-root	3.224061766188429E-9

Table 2.287: Top events found for the pattern: 287 (Section 2.287)

**:: 2.287 Pattern: 287**

Information for pattern:

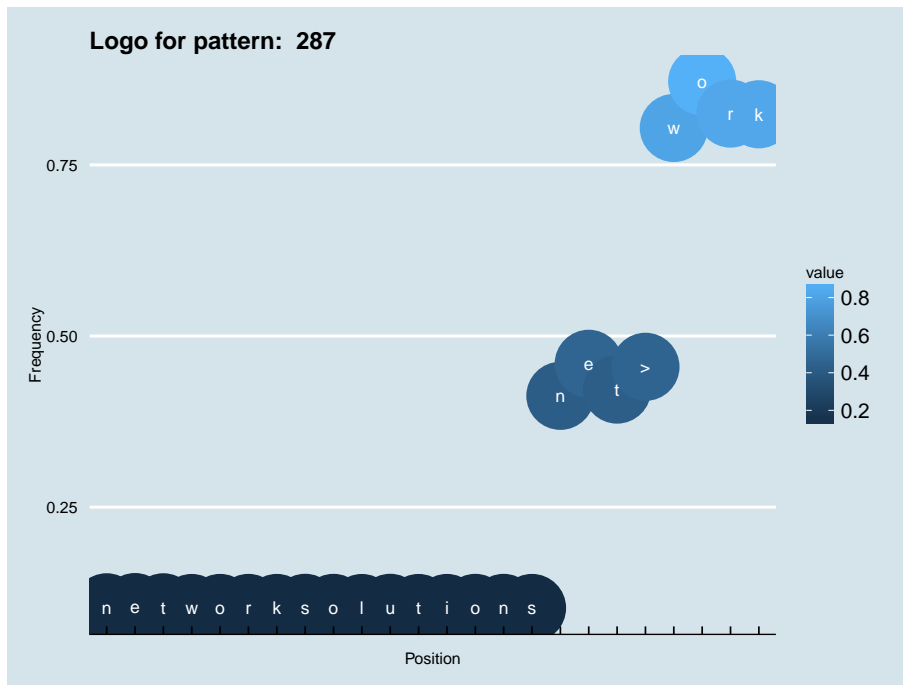
`.{0,52}+[n]?+[e]?+[t]?+[>]?+[w][o][r][k].{0,3}+`

- ▶ Records that match the regex: [ 21 ]
- ▶ Corresponding ratio: [ 2.2568432363319006E-8 ]

Top events found for the pattern are shown in table 2.287. Visualization of the pattern is shown in figure 2.287



Figure 2.287: Regex visualization for pattern: 287



Event List	
Event	Frequency
type/A	2.1493745107922862E-8
protocol/udp	2.1493745107922862E-8
root/c-root	4.298749021584572E-9
root/h-root	3.224061766188429E-9
root/i-root	2.149374510792286E-9
root/k-root	2.149374510792286E-9
root/m-root	2.149374510792286E-9
root/f-root	2.149374510792286E-9
root/j-root	2.149374510792286E-9
root/e-root	1.074687255396143E-9
root/a-root	1.074687255396143E-9
root/d-root	1.074687255396143E-9

Table 2.288: Top events found for the pattern: 288 (Section 2.288)

⚡ 2.288 Pattern: 288

Information for pattern:

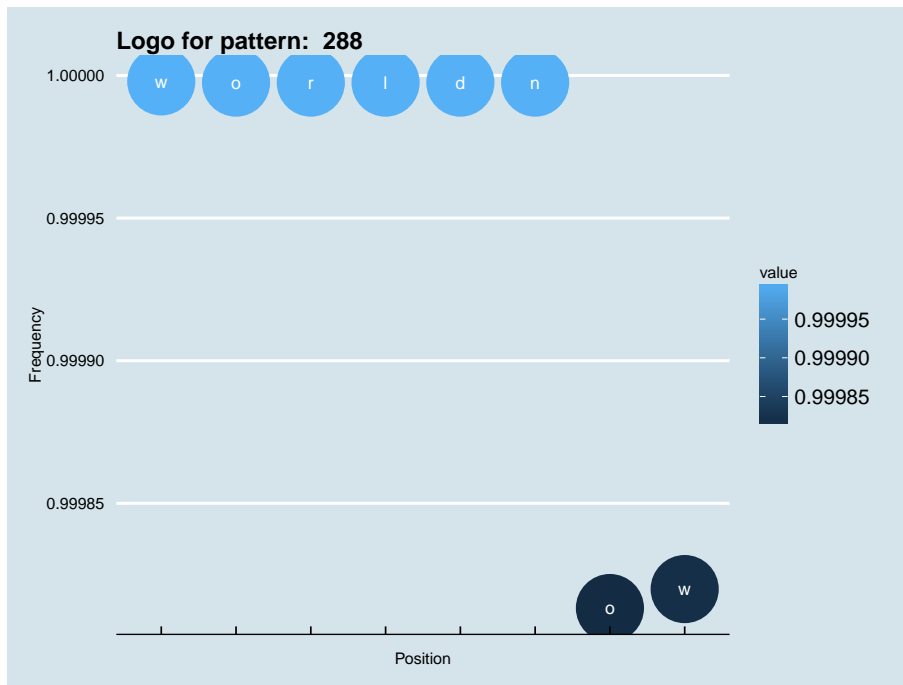
`.{0,4}+[w][o][r][l][d][n][o][w].{0,5}+`

- Records that match the regex: [ 20 ]
- Corresponding ratio: [ 2.1493745107922862E-8 ]

Top events found for the pattern are shown in table 2.288. Visualization of the pattern is shown in figure 2.288



Figure 2.288: Regex visualization for pattern: 288



Event List	
Event	Frequency
type/A	2.1493745107922862E-8
protocol/udp	2.1493745107922862E-8
root/c-root	4.298749021584572E-9
root/h-root	3.224061766188429E-9
root/i-root	2.149374510792286E-9
root/k-root	2.149374510792286E-9
root/m-root	2.149374510792286E-9
root/f-root	2.149374510792286E-9
root/j-root	2.149374510792286E-9
root/e-root	1.074687255396143E-9
root/a-root	1.074687255396143E-9
root/d-root	1.074687255396143E-9

Table 2.289: Top events found for the pattern: 289 (Section 2.289)

⚡ 2.289 Pattern: 289

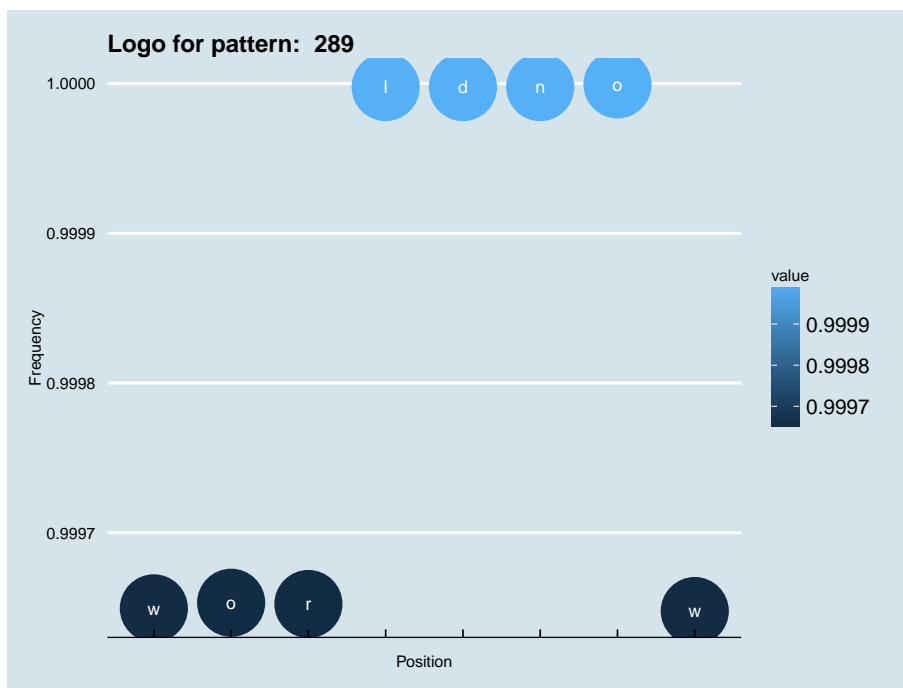
Information for pattern:

`.{0,2}+[w][o][r][l][d][n][o][w].{0,5}+`

- Records that match the regex: [ 20 ]
- Corresponding ratio: [ 2.1493745107922862E-8 ]

Top events found for the pattern are shown in table 2.289. Visualization of the pattern is shown in figure 2.289

Figure 2.289: Regex visualization for pattern: 289



Event List	
Event	Frequency
type/A	2.1493745107922862E-8
protocol/udp	2.1493745107922862E-8
root/c-root	4.298749021584572E-9
root/h-root	3.224061766188429E-9
root/i-root	2.149374510792286E-9
root/k-root	2.149374510792286E-9
root/m-root	2.149374510792286E-9
root/f-root	2.149374510792286E-9
root/j-root	2.149374510792286E-9
root/e-root	1.074687255396143E-9
root/a-root	1.074687255396143E-9
root/d-root	1.074687255396143E-9

Table 2.290: Top events found for the pattern: 290 (Section 2.290)

### ∴ 2.290 Pattern: 290

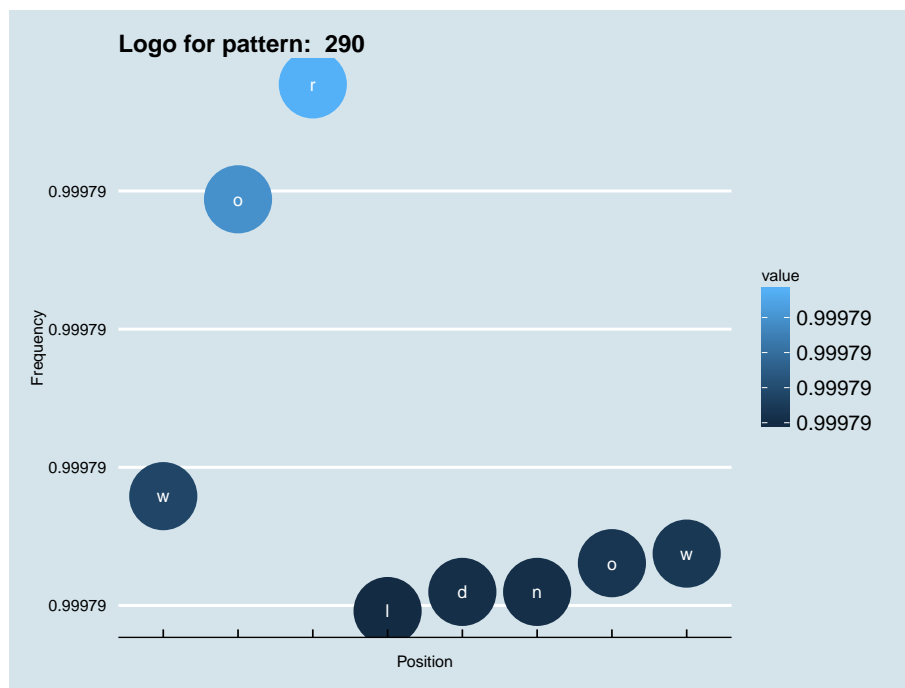
Information for pattern:

`.{0,2}+[w][o][r][l][d][n][o][w].{0,6}+`

- Records that match the regex: 「 20 」
- Corresponding ratio: 「 2.1493745107922862E-8 」

Top events found for the pattern are shown in table 2.290. Visualization of the pattern is shown in figure 2.290

Figure 2.290: Regex visualization for pattern: 290



Event List	
Event	Frequency
protocol/udp	2.1493745107922862E-8
type/A	1.1821559809357574E-8
type/AAAA	9.672185298565288E-9
root/i-root	3.224061766188429E-9
root/g-root	3.224061766188429E-9
root/k-root	2.149374510792286E-9
root/f-root	2.149374510792286E-9
root/c-root	2.149374510792286E-9
root/d-root	2.149374510792286E-9
root/e-root	1.074687255396143E-9
root/m-root	1.074687255396143E-9
root/a-root	1.074687255396143E-9
root/b-root	1.074687255396143E-9
root/l-root	1.074687255396143E-9
root/j-root	1.074687255396143E-9

Table 2.291: Top events found for the pattern: 291 (Section 2.291)

### :: 2.291 Pattern: 291

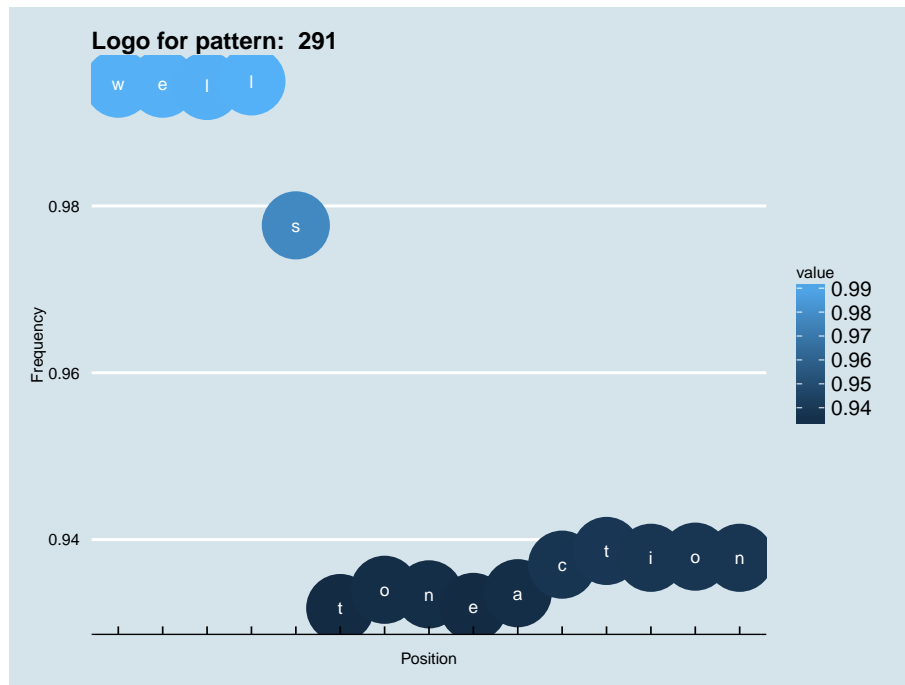
Information for pattern:

`.{0,16}+[w][e][l]{2}+[s][t][o][n][e][a][c][t][i][o][n]`

- Records that match the regex: [ 20 ]
- Corresponding ratio: [ 2.1493745107922862E-8 ]

Top events found for the pattern are shown in table 2.291. Visualization of the pattern is shown in figure 2.291

Figure 2.291: Regex visualization for pattern: 291



Event List	
Event	Frequency
protocol/udp	2.0419057852526718E-8
type/A	2.0419057852526718E-8
root/f-root	5.3734362769807155E-9
root/l-root	4.298749021584572E-9
root/e-root	3.224061766188429E-9
root/m-root	3.224061766188429E-9
root/c-root	2.149374510792286E-9
root/i-root	1.074687255396143E-9
root/k-root	1.074687255396143E-9

Table 2.292: Top events found for the pattern: 292 (Section 2.292)

### :: 2.292 Pattern: 292

Information for pattern:

```
.{0,6}+[sv]?+[e]?+[_hr]?+[h]?+[eo]?+[e]?+[eg]?+[er]
t]?+[_][w][i][n][s][t][>_v][>e][>r][>w][>a][>_c][a
h][1t][>_i][>n][>g][>_]?+[>s]?+[>_]?+[>]?+[e]?+[r]
?+[>er]?+[>_]?+[>]{0,3}+.?+[es]?+[nt]?+[-]?+[-7]?+
[56]?+[7]?+[79]?+[3]?+
```

- Records that match the regex: 「 19 」
- Corresponding ratio: 「 2.0419057852526718E-8 」

Top events found for the pattern are shown in table 2.292. Visualization of the pattern is shown in figure 2.292







Event List	
Event	Frequency
protocol/udp	1.9344370597130577E-8
type/A	1.9344370597130577E-8
root/m-root	5.3734362769807155E-9
root/f-root	4.298749021584572E-9
root/c-root	4.298749021584572E-9
root/k-root	3.224061766188429E-9
root/i-root	1.074687255396143E-9
root/l-root	1.074687255396143E-9

Table 2.293: Top events found for the pattern: 293 (Section 2.293)

**:: 2.293 Pattern: 293**

Information for pattern:

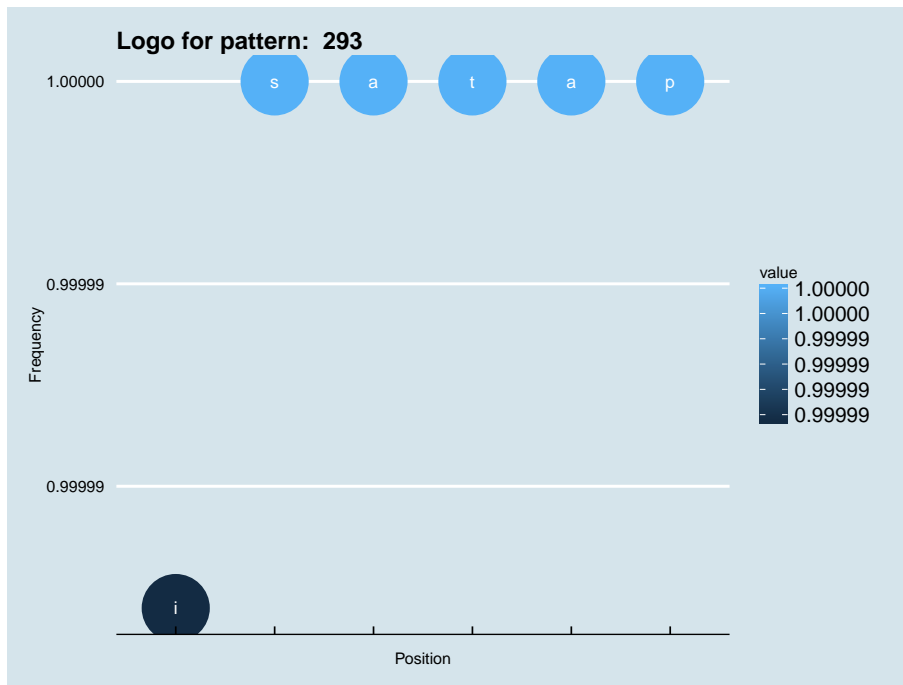
`.?+[i][s][a][t][a][p]`

- ▶ Records that match the regex: 「 18 」
- ▶ Corresponding ratio: 「 1.9344370597130577E-8 」

Top events found for the pattern are shown in table 2.293. Visualization of the pattern is shown in figure 2.293



Figure 2.293: Regex visualization for pattern: 293





Event List	
Event	Frequency
protocol/udp	1.9344370597130577E-8
type/A	1.9344370597130577E-8
root/l-root	7.522810787773001E-9
root/j-root	3.224061766188429E-9
root/i-root	2.149374510792286E-9
root/c-root	2.149374510792286E-9
root/f-root	1.074687255396143E-9
root/k-root	1.074687255396143E-9
root/m-root	1.074687255396143E-9
root/h-root	1.074687255396143E-9

Table 2.294: Top events found for the pattern: 294 (Section 2.294)

### :: 2.294 Pattern: 294

Information for pattern:

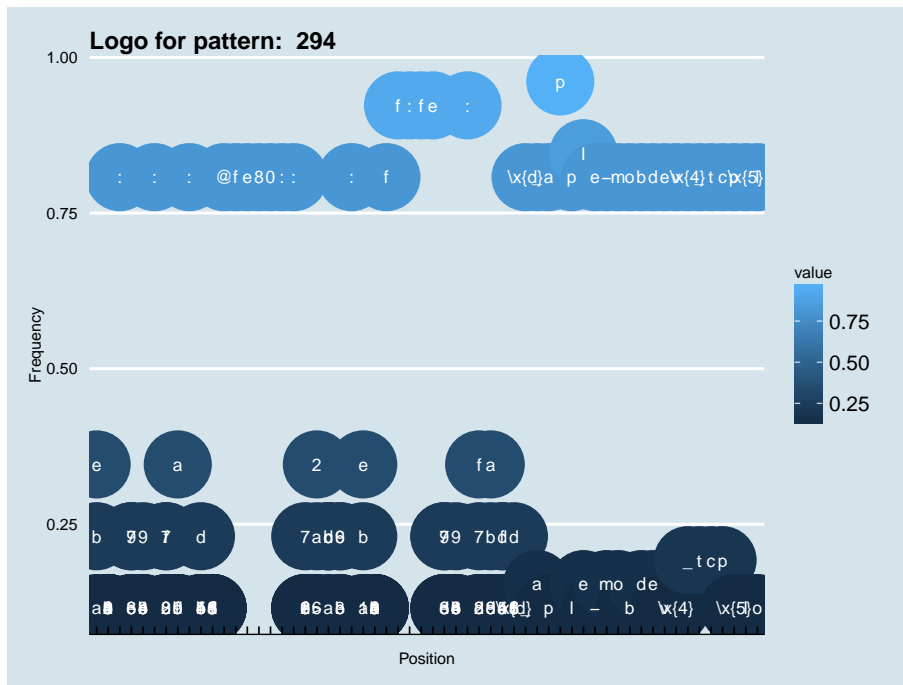
```
[abe]?+[01248ab]?+[ :][3679e]?+[489bce]?+[ :][0278f]
?+[9abdf]?+[ :][45bdef]?+[1568adf]?+[@][f][e][8][0]
[:]{2}+[2679ef]?+[26>a]?+[abcd]?+[369be]?+[ :][1abe]
]?+[01248ab]?+[f]{2}+[ :][f][e][3679de][4689bce][ :]
[278df][89abd][45adef][\x{d}1568df][\x{d}][_][a][p]
]{2}+[1][e][-][m][o][b][d][e][v][\x{4}][_][t][c][p]
][\x{5}][1]
```

- Records that match the regex: [ 18 ]
- Corresponding ratio: [ 1.9344370597130577E-8 ]

Top events found for the pattern are shown in table 2.294. Visualization of the pattern is shown in figure 2.294



Figure 2.294: Regex visualization for pattern: 294



Event List	
Event	Frequency
protocol/udp	1.8269683341734432E-8
type/AAAA	1.2896247064753716E-8
root/c-root	6.448123532376858E-9
type/A	5.3734362769807155E-9
root/k-root	4.298749021584572E-9
root/e-root	2.149374510792286E-9
root/h-root	2.149374510792286E-9
root/j-root	2.149374510792286E-9
root/m-root	1.074687255396143E-9

Table 2.295: Top events found for the pattern: 295 (Section 2.295)

### :: 2.295 Pattern: 295

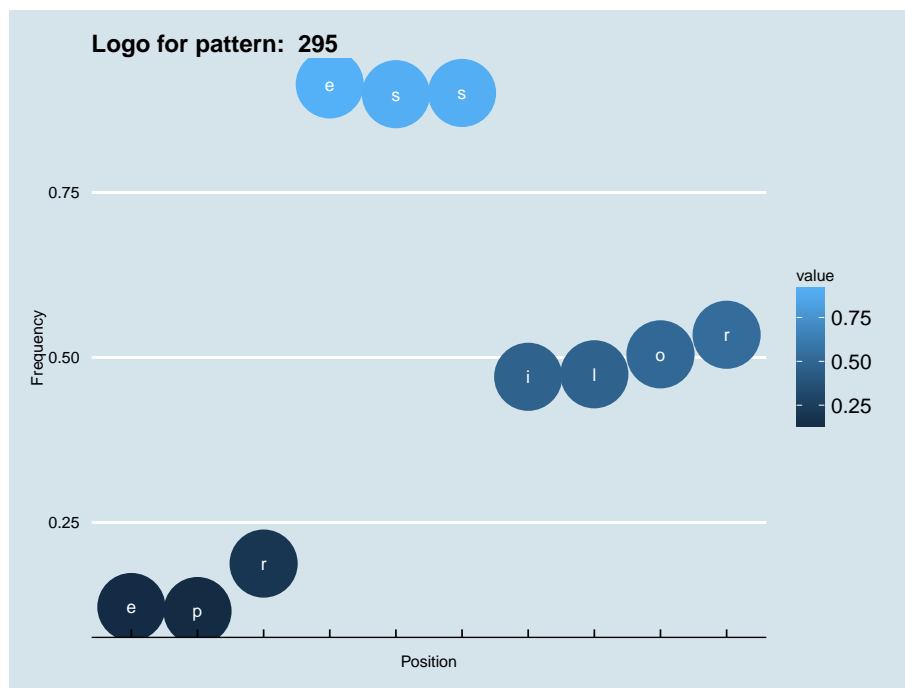
Information for pattern:

`.{0,45}+[e][s]{2}+[i]?+[l]?+[o][r].{0,11}+`

- Records that match the regex: [ 17 ]
- Corresponding ratio: [ 1.8269683341734432E-8 ]

Top events found for the pattern are shown in table 2.295. Visualization of the pattern is shown in figure 2.295

Figure 2.295: Regex visualization for pattern: 295



Event List	
Event	Frequency
protocol/udp	1.8269683341734432E-8
type/A	1.397093432014986E-8
root/i-root	4.298749021584572E-9
type/AAAA	4.298749021584572E-9
root/c-root	3.224061766188429E-9
root/e-root	2.149374510792286E-9
root/h-root	2.149374510792286E-9
root/f-root	2.149374510792286E-9
root/k-root	1.074687255396143E-9
root/m-root	1.074687255396143E-9
root/j-root	1.074687255396143E-9
root/l-root	1.074687255396143E-9

Table 2.296: Top events found for the pattern: 296 (Section 2.296)

### ⚡ 2.296 Pattern: 296

Information for pattern:

```
.{0,36}+[b]?+[a]?+[s]?+[e]?+[cn]?+[o][n][ept]?+[alx]?+[i][cns]?+[aet]?+[ert]?+[>i]?+[no]?+[n]?+[f]?+[i]?+[l]?+[t]?+[e]?+.{0,6}+
```

- Records that match the regex: [ 17 ]
- Corresponding ratio: [ 1.8269683341734432E-8 ]

Top events found for the pattern are shown in table 2.296. Visualization of the pattern is shown in figure 2.296







Event List	
Event	Frequency
protocol/udp	1.8269683341734432E-8
type/A	1.397093432014986E-8
root/f-root	4.298749021584572E-9
type/AAAA	4.298749021584572E-9
root/a-root	3.224061766188429E-9
root/h-root	3.224061766188429E-9
root/j-root	2.149374510792286E-9
root/l-root	2.149374510792286E-9
root/i-root	1.074687255396143E-9
root/m-root	1.074687255396143E-9
root/d-root	1.074687255396143E-9

Table 2.297: Top events found for the pattern: 297 (Section 2.297)

∴ 2.297 Pattern: 297

Information for pattern:

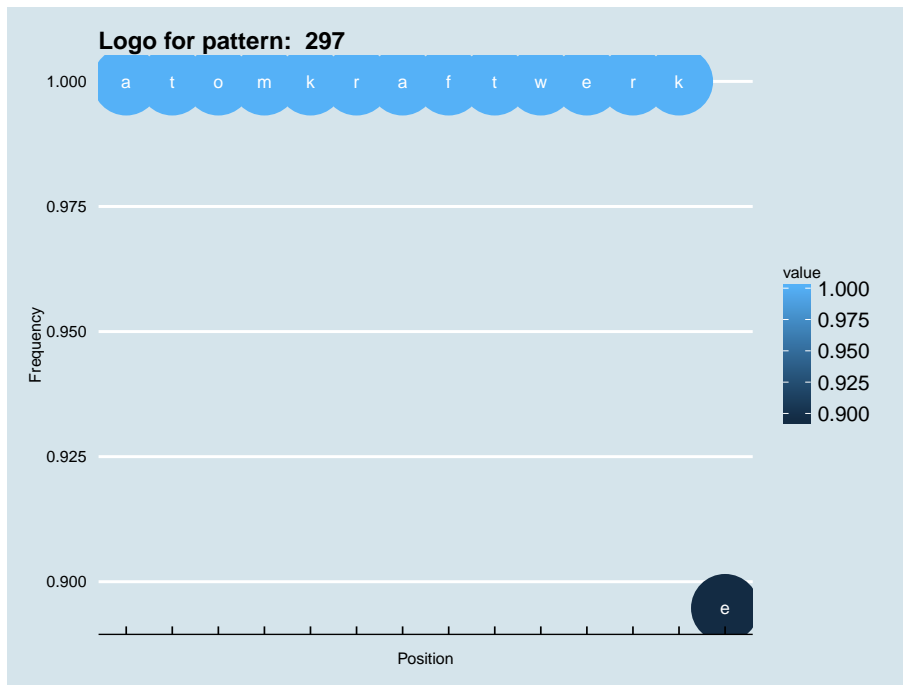
[a][t][o][m][k][r][a][f][t][w][e][r][k][e]

- Records that match the regex: [ 17 ]
- Corresponding ratio: [ 1.8269683341734432E-8 ]

Top events found for the pattern are shown in table 2.297. Visualization of the pattern is shown in figure 2.297



Figure 2.297: Regex visualization for pattern: 297



Event List	
Event	Frequency
protocol/udp	1.8269683341734432E-8
type/A	1.397093432014986E-8
root/k-root	4.298749021584572E-9
root/a-root	4.298749021584572E-9
root/i-root	3.224061766188429E-9
type/AAAA	3.224061766188429E-9
root/c-root	2.149374510792286E-9
root/h-root	1.074687255396143E-9
root/f-root	1.074687255396143E-9
root/l-root	1.074687255396143E-9
type/MX	1.074687255396143E-9
root/j-root	1.074687255396143E-9

Table 2.298: Top events found for the pattern: 298 (Section 2.298)

### ∴ 2.298 Pattern: 298

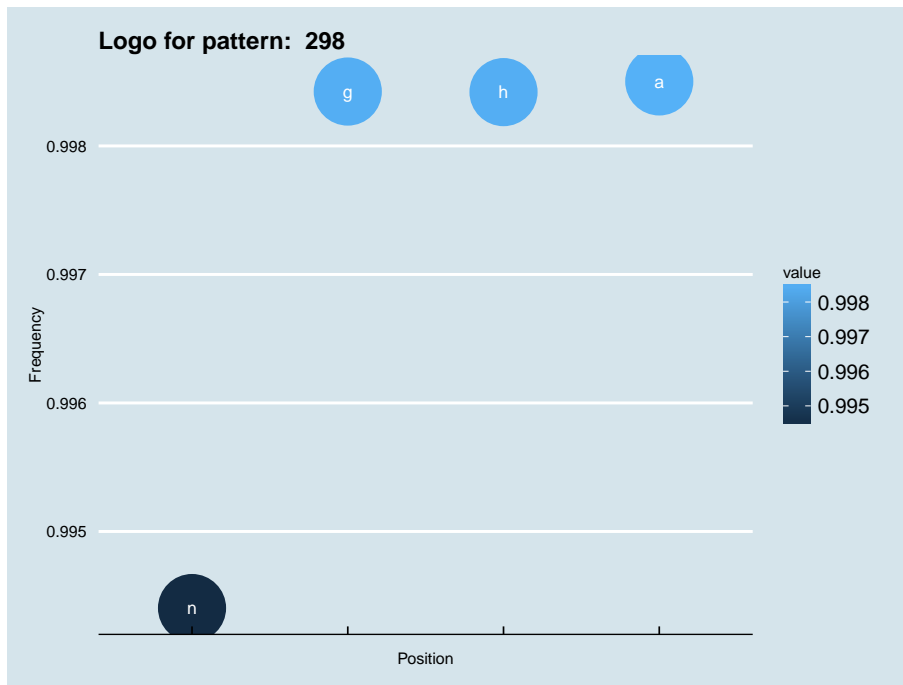
Information for pattern:

`.{0,47}+[n][g][h][a].{0,6}+`

- Records that match the regex: [ 17 ]
- Corresponding ratio: [ 1.8269683341734432E-8 ]

Top events found for the pattern are shown in table 2.298. Visualization of the pattern is shown in figure 2.298

Figure 2.298: Regex visualization for pattern: 298





Event List	
Event	Frequency
protocol/udp	1.7194996086338288E-8
type/A	1.7194996086338288E-8
root/h-root	4.298749021584572E-9
root/e-root	3.224061766188429E-9
root/c-root	3.224061766188429E-9
root/k-root	2.149374510792286E-9
root/i-root	1.074687255396143E-9
root/f-root	1.074687255396143E-9
root/d-root	1.074687255396143E-9
root/j-root	1.074687255396143E-9

Table 2.299: Top events found for the pattern: 299 (Section 2.299)

∴ 2.299 Pattern: 299

Information for pattern:

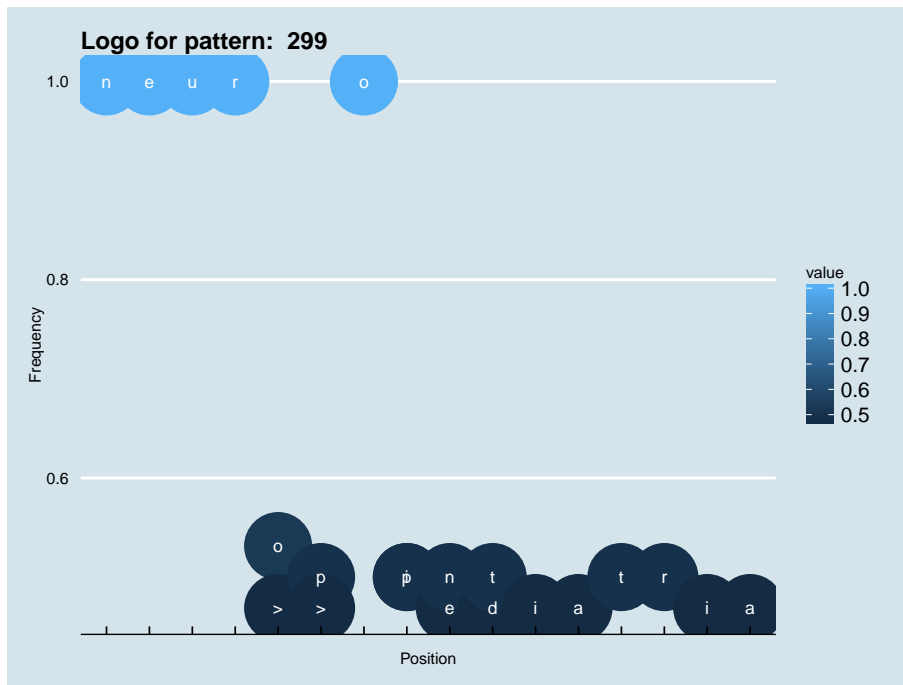
[n][e][u][r][o][p][o][i][n][t].{0,6}+

- Records that match the regex: 「 16 」
- Corresponding ratio: 「 1.7194996086338288E-8 」

Top events found for the pattern are shown in table 2.299. Visualization of the pattern is shown in figure 2.299



Figure 2.299: Regex visualization for pattern: 299



Event List	
Event	Frequency
protocol/udp	1.7194996086338288E-8
type/MX	1.7194996086338288E-8
root/i-root	4.298749021584572E-9
root/m-root	2.149374510792286E-9
root/c-root	2.149374510792286E-9
root/h-root	2.149374510792286E-9
root/d-root	2.149374510792286E-9
root/j-root	2.149374510792286E-9
root/k-root	1.074687255396143E-9
root/a-root	1.074687255396143E-9

Table 2.300: Top events found for the pattern: 300 (Section 2.300)

### :: 2.300 Pattern: 300

Information for pattern:

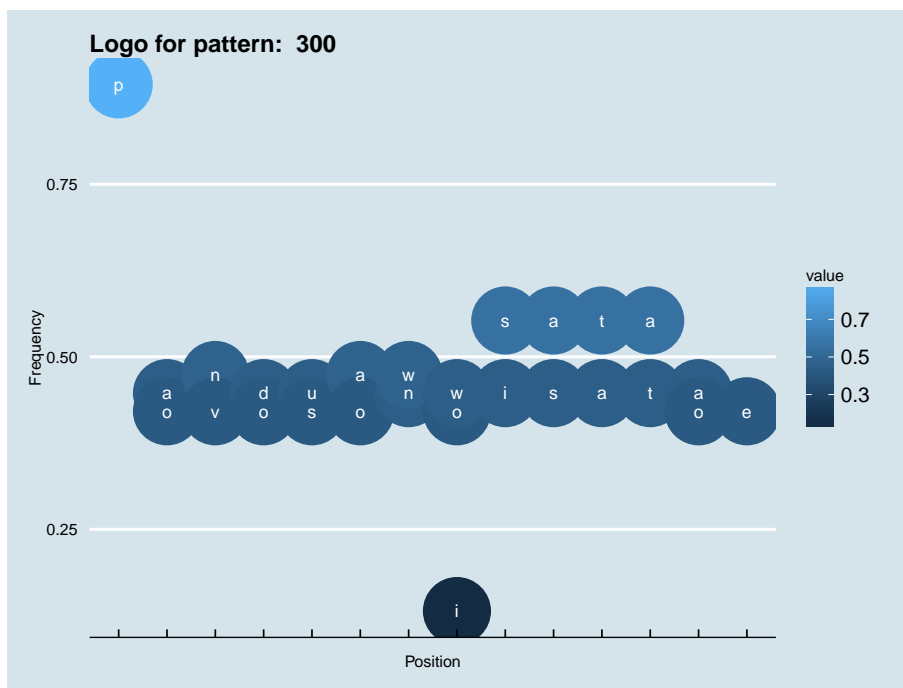
```
[p][ao]?+[nv][do][su][ao][nw][iow][s][a][t][a][ao]
.{0,4}+
```

- Records that match the regex: [ 16 ]
- Corresponding ratio: [ 1.7194996086338288E-8 ]

Top events found for the pattern are shown in table 2.300. Visualization of the pattern is shown in figure 2.300



Figure 2.300: Regex visualization for pattern: 300



Event List	
Event	Frequency
protocol/udp	1.6120308830942147E-8
type/A	1.6120308830942147E-8
root/m-root	6.448123532376858E-9
root/a-root	4.298749021584572E-9
root/j-root	3.224061766188429E-9
root/i-root	1.074687255396143E-9
root/k-root	1.074687255396143E-9

Table 2.301: Top events found for the pattern: 301 (Section 2.301)

### :: 2.301 Pattern: 301

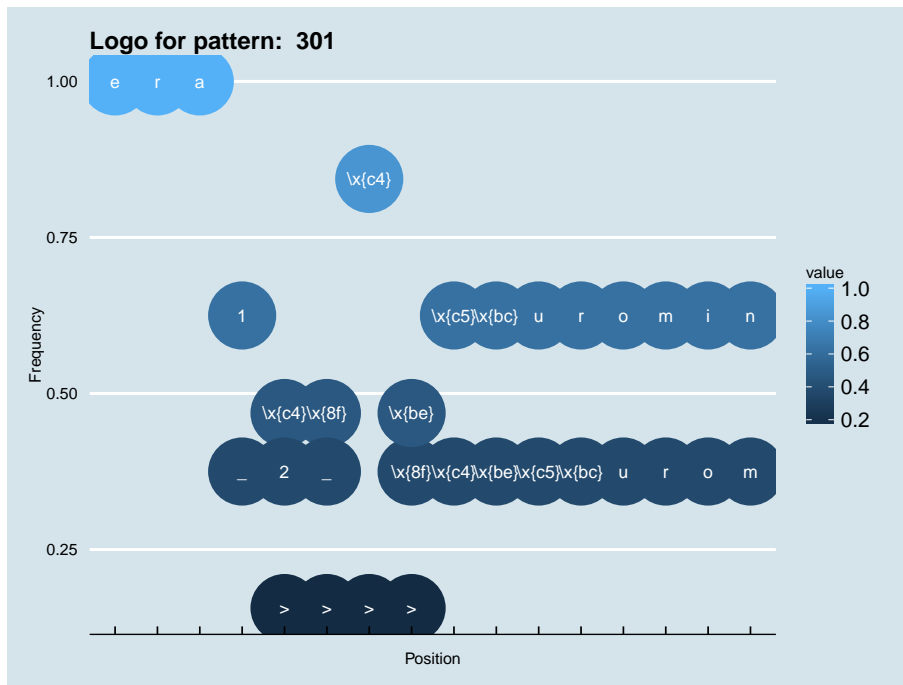
Information for pattern:

```
[e][r][a][1][2>\x{c4}][>_\x{8f}][\x{c4}][>\x{8f}\x{be}][\x{c5}][\x{bc}][u][r][o][m][i][n]
```

- Records that match the regex: 「 15 」
- Corresponding ratio: 「 1.6120308830942147E-8 」

Top events found for the pattern are shown in table 2.301. Visualization of the pattern is shown in figure 2.301

Figure 2.301: Regex visualization for pattern: 301





Event List	
Event	Frequency
protocol/udp	1.6120308830942147E-8
type/A	1.6120308830942147E-8
root/i-root	3.224061766188429E-9
root/k-root	3.224061766188429E-9
root/a-root	2.149374510792286E-9
root/c-root	2.149374510792286E-9
root/l-root	2.149374510792286E-9
root/f-root	1.074687255396143E-9
root/m-root	1.074687255396143E-9
root/d-root	1.074687255396143E-9

Table 2.302: Top events found for the pattern: 302 (Section 2.302)

### :: 2.302 Pattern: 302

Information for pattern:

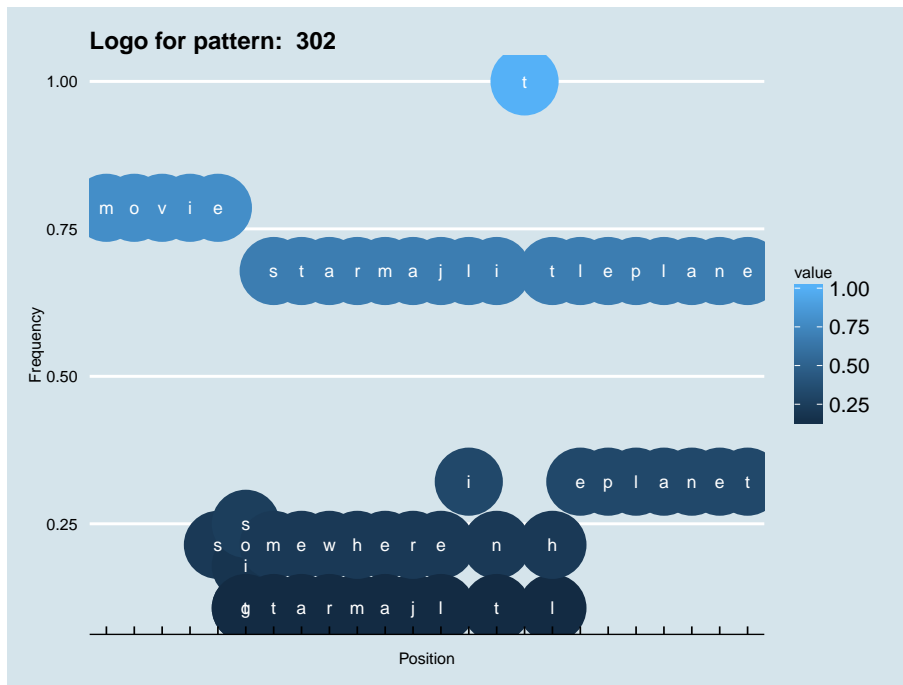
`[m][o][v][i][e][giost][s][t][a][r][m][a][j][l][i][t]{2}+[l][e][p][l][a][n][e]`

- Records that match the regex: [ 15 ]
- Corresponding ratio: [ 1.6120308830942147E-8 ]

Top events found for the pattern are shown in table 2.302. Visualization of the pattern is shown in figure 2.302



Figure 2.302: Regex visualization for pattern: 302



Event List	
Event	Frequency
protocol/udp	1.5045621575546003E-8
type/MX	9.672185298565288E-9
root/i-root	3.224061766188429E-9
type/ANY	3.224061766188429E-9
root/e-root	2.149374510792286E-9
root/k-root	2.149374510792286E-9
root/f-root	2.149374510792286E-9
type/NS	2.149374510792286E-9
root/j-root	2.149374510792286E-9
root/a-root	1.074687255396143E-9
root/h-root	1.074687255396143E-9
root/l-root	1.074687255396143E-9

Table 2.303: Top events found for the pattern: 303 (Section 2.303)

### ∴ 2.303 Pattern: 303

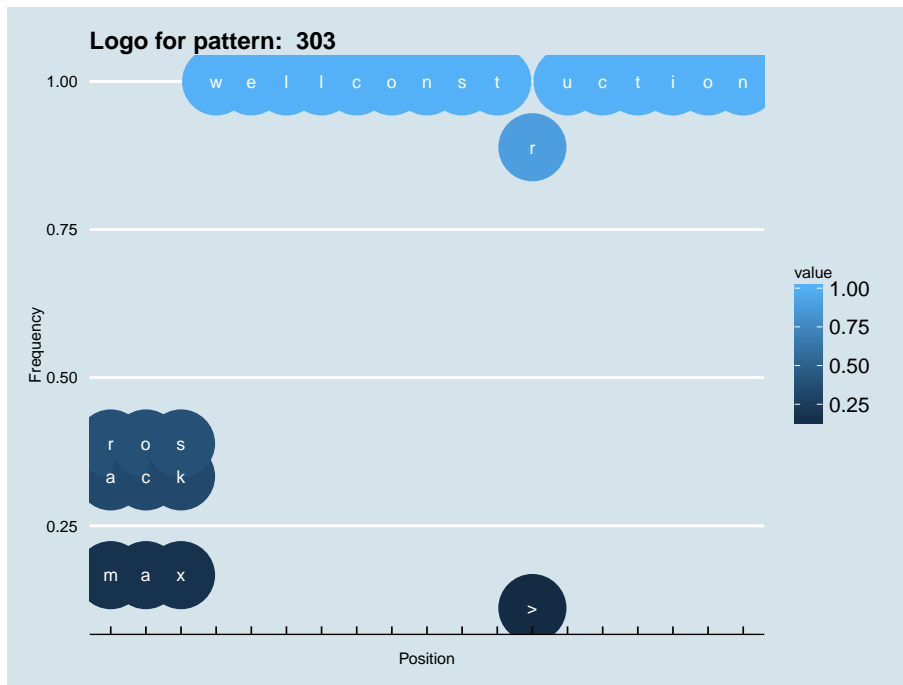
Information for pattern:

```
[amr][aco][ksx][w][e][1]{2}+[c][o][n][s][t][r][u][c][t][i][o][n]
```

- Records that match the regex: [ 14 ]
- Corresponding ratio: [ 1.5045621575546003E-8 ]

Top events found for the pattern are shown in table 2.303. Visualization of the pattern is shown in figure 2.303

Figure 2.303: Regex visualization for pattern: 303





Event List	
Event	Frequency
protocol/udp	1.5045621575546003E-8
type/A	1.5045621575546003E-8
root/i-root	4.298749021584572E-9
root/j-root	3.224061766188429E-9
root/f-root	2.149374510792286E-9
root/a-root	2.149374510792286E-9
root/k-root	1.074687255396143E-9
root/c-root	1.074687255396143E-9
root/l-root	1.074687255396143E-9

Table 2.304: Top events found for the pattern: 304 (Section 2.304)

∴ 2.304 Pattern: 304

Information for pattern:

`[r][c][h][a][r][d][n][o][w].?+`

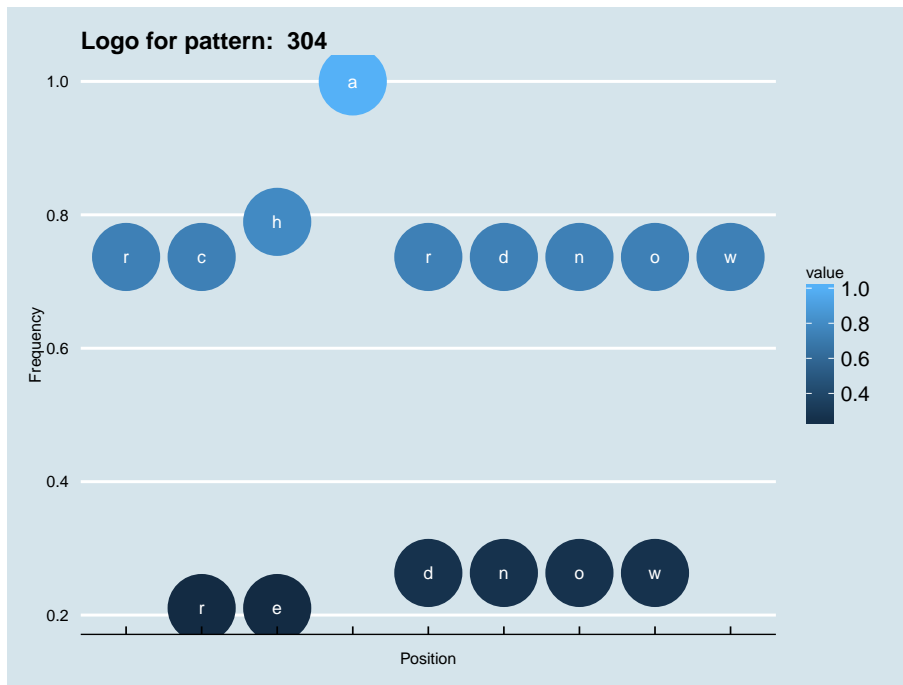
- Records that match the regex: [ 14 ]
- Corresponding ratio: [ 1.5045621575546003E-8 ]

Top events found for the pattern are shown in table 2.304. Visualization of the pattern is shown in figure 2.304





Figure 2.304: Regex visualization for pattern: 304



Event List	
Event	Frequency
protocol/udp	1.5045621575546003E-8
type/A	1.397093432014986E-8
root/f-root	5.3734362769807155E-9
root/j-root	3.224061766188429E-9
root/k-root	2.149374510792286E-9
root/e-root	1.074687255396143E-9
root/c-root	1.074687255396143E-9
root/h-root	1.074687255396143E-9
type/AAAA	1.074687255396143E-9
root/d-root	1.074687255396143E-9

Table 2.305: Top events found for the pattern: 305 (Section 2.305)

### :: 2.305 Pattern: 305

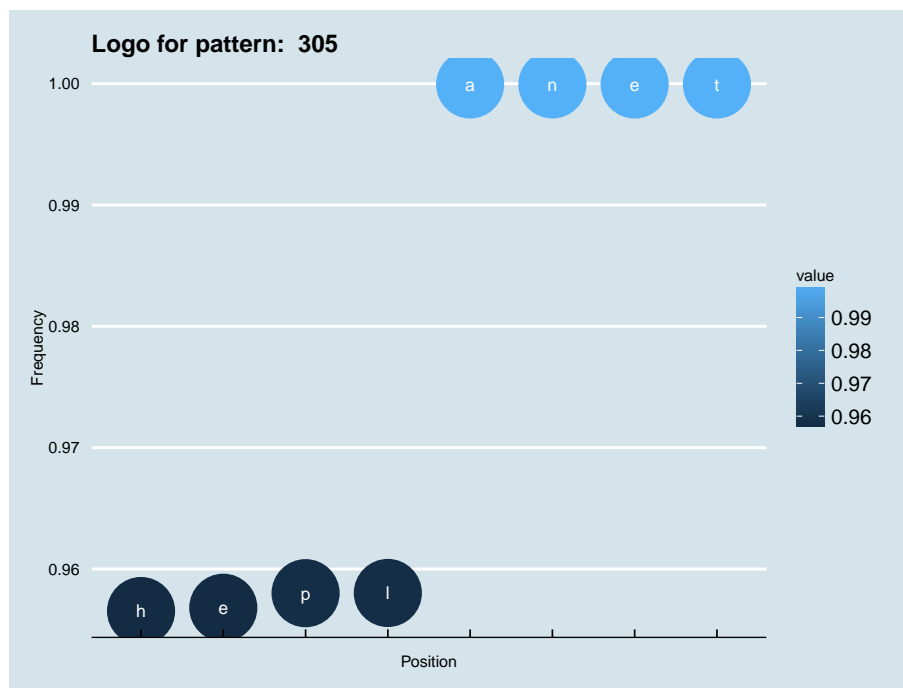
Information for pattern:

`.{0,11}+[h][e][p][l][a][n][e][t].{0,5}+`

- Records that match the regex: [ 14 ]
- Corresponding ratio: [ 1.5045621575546003E-8 ]

Top events found for the pattern are shown in table 2.305. Visualization of the pattern is shown in figure 2.305

Figure 2.305: Regex visualization for pattern: 305





Event List	
Event	Frequency
protocol/udp	1.397093432014986E-8
type/AAAA	1.397093432014986E-8
root/c-root	4.298749021584572E-9
root/a-root	3.224061766188429E-9
root/e-root	2.149374510792286E-9
root/k-root	1.074687255396143E-9
root/m-root	1.074687255396143E-9
root/h-root	1.074687255396143E-9
root/l-root	1.074687255396143E-9

Table 2.306: Top events found for the pattern: 306 (Section 2.306)

### :: 2.306 Pattern: 306

Information for pattern:

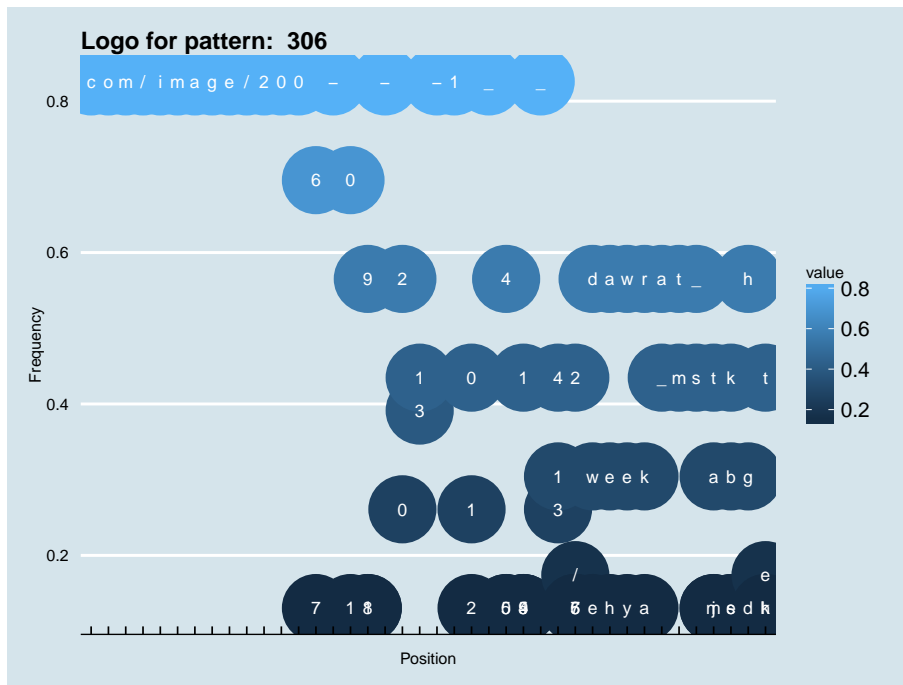
```
[c][o][m][/][i][m][a][g][e][/][2][0]{2}+[6][-][0][9][-][2][13]?+[-][1][012]?+[_][4][1459]?+[_][134][/2567][d][a][w][r][a][t][_][ajmt][beks][h][ehkt]?+
```

- Records that match the regex: [ 13 ]
- Corresponding ratio: [ 1.397093432014986E-8 ]

Top events found for the pattern are shown in table 2.306. Visualization of the pattern is shown in figure 2.306



Figure 2.306: Regex visualization for pattern: 306



Event List	
Event	Frequency
protocol/udp	1.397093432014986E-8
type/A	1.2896247064753716E-8
root/f-root	5.3734362769807155E-9
root/j-root	3.224061766188429E-9
root/k-root	1.074687255396143E-9
root/e-root	1.074687255396143E-9
root/c-root	1.074687255396143E-9
root/h-root	1.074687255396143E-9
type/AAAA	1.074687255396143E-9
root/d-root	1.074687255396143E-9

Table 2.307: Top events found for the pattern: 307 (Section 2.307)

### :: 2.307 Pattern: 307

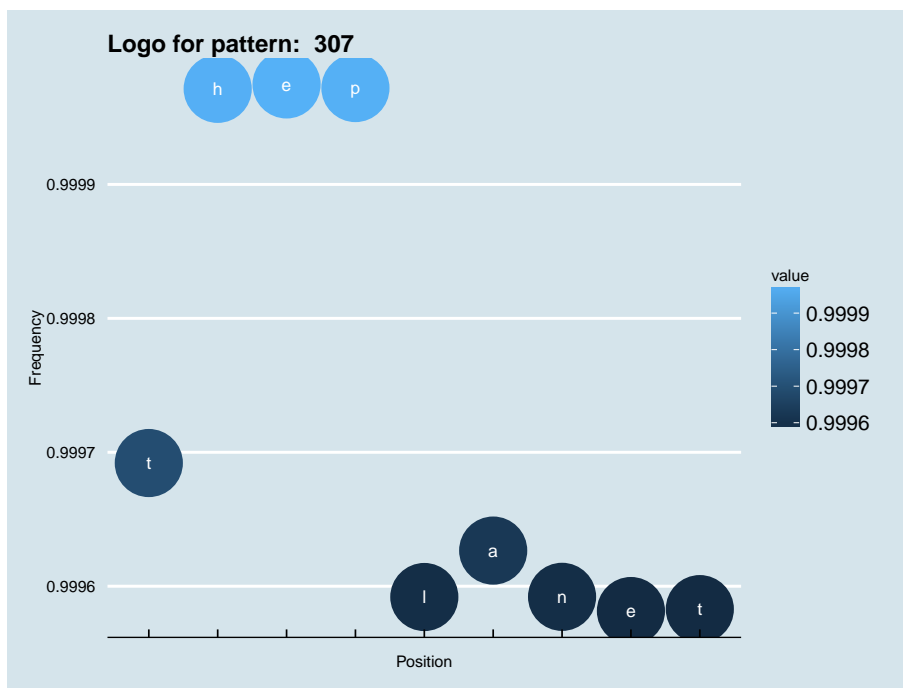
Information for pattern:

`.{0,11}+[t][h][e][p][l][a][n][e][t].{0,2}+`

- Records that match the regex: [ 13 ]
- Corresponding ratio: [ 1.397093432014986E-8 ]

Top events found for the pattern are shown in table 2.307. Visualization of the pattern is shown in figure 2.307

Figure 2.307: Regex visualization for pattern: 307



Event List	
Event	Frequency
protocol/udp	1.397093432014986E-8
type/AAAA	1.397093432014986E-8
root/c-root	4.298749021584572E-9
root/a-root	3.224061766188429E-9
root/e-root	2.149374510792286E-9
root/k-root	1.074687255396143E-9
root/m-root	1.074687255396143E-9
root/h-root	1.074687255396143E-9
root/l-root	1.074687255396143E-9

Table 2.308: Top events found for the pattern: 308 (Section 2.308)

### :: 2.308 Pattern: 308

Information for pattern:

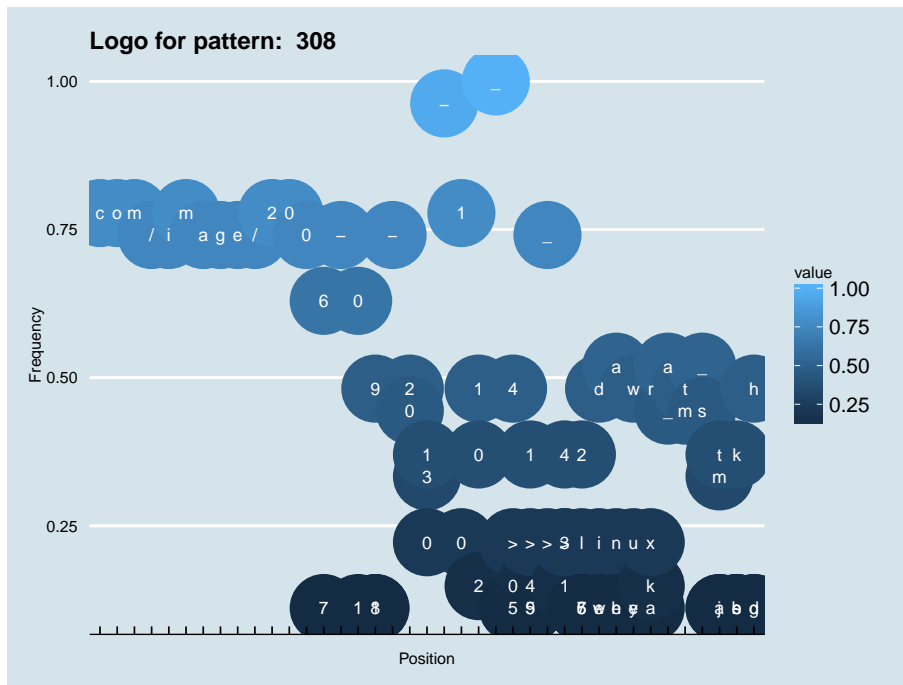
```
[c][o][m][/][i][m][a][g][e][/][2][0]{2}+[6][-][0][189]?+[-][02][013][-][1][012][_][045>][1459>][_][134>][25671][deiw][a][euwy][akrx][a][mt][_][ajmt][beks]?+[dgh]?+
```

- Records that match the regex: 「 13 」
- Corresponding ratio: 「 1.397093432014986E-8 」

Top events found for the pattern are shown in table 2.308. Visualization of the pattern is shown in figure 2.308



Figure 2.308: Regex visualization for pattern: 308





Event List	
Event	Frequency
protocol/udp	1.2896247064753716E-8
type/A	1.2896247064753716E-8
root/f-root	6.448123532376858E-9
root/e-root	2.149374510792286E-9
root/c-root	2.149374510792286E-9
root/a-root	1.074687255396143E-9
root/l-root	1.074687255396143E-9

Table 2.309: Top events found for the pattern: 309 (Section 2.309)

### ∴ 2.309 Pattern: 309

Information for pattern:

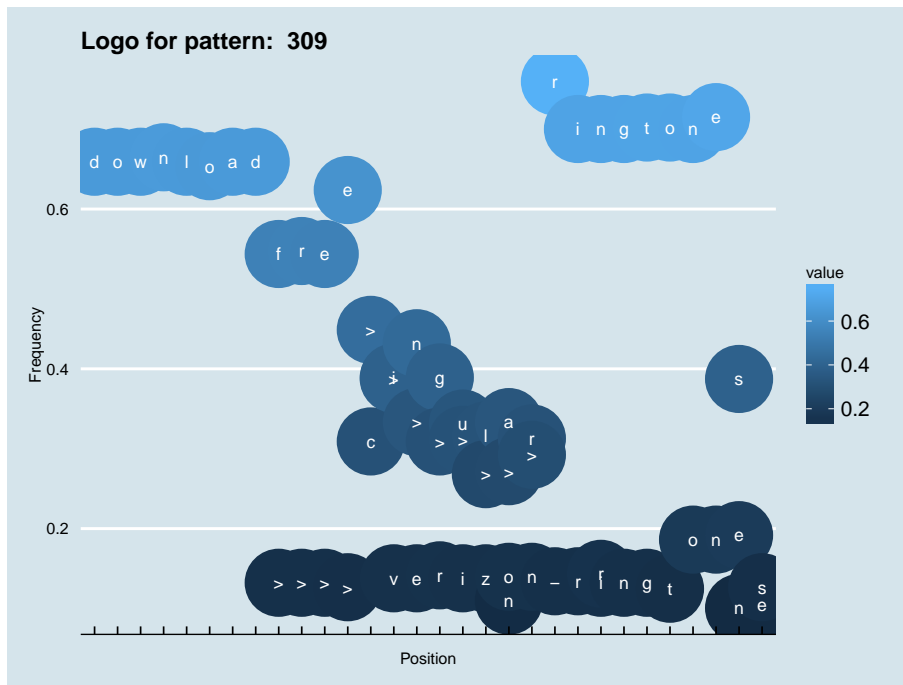
```
[d][o][w][n][l][o][a][d][f][r][e]{2}+[>c][>iv][>en
][>gr][>iu][>lz][>ano][>nr][r][i][n][g][t][o][n][e
][ens][es]?+.{0,3}+
```

- Records that match the regex: 「 12 」
- Corresponding ratio: 「 1.2896247064753716E-8 」

Top events found for the pattern are shown in table 2.309. Visualization of the pattern is shown in figure 2.309



Figure 2.309: Regex visualization for pattern: 309



Event List	
Event	Frequency
protocol/udp	1.2896247064753716E-8
type/A	1.0746872553961431E-8
root/c-root	6.448123532376858E-9
type/SRV	2.149374510792286E-9
root/h-root	2.149374510792286E-9
root/i-root	1.074687255396143E-9
root/e-root	1.074687255396143E-9
root/k-root	1.074687255396143E-9
root/l-root	1.074687255396143E-9

Table 2.310: Top events found for the pattern: 310 (Section 2.310)

### :: 2.310 Pattern: 310

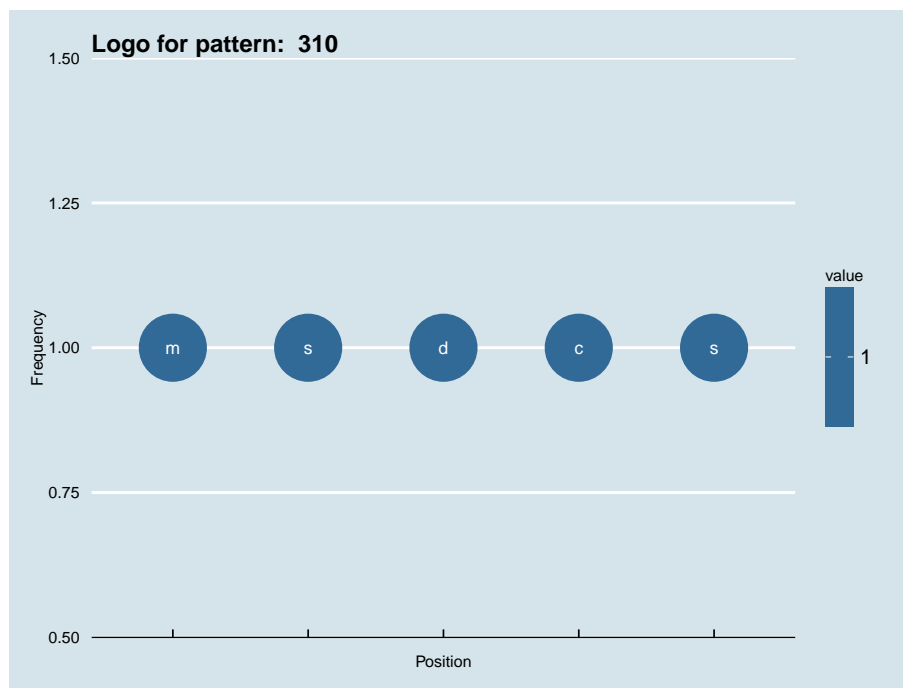
Information for pattern:

`.{0,3}+[m][s][d][c][s].{0,2}+`

- Records that match the regex: [ 12 ]
- Corresponding ratio: [ 1.2896247064753716E-8 ]

Top events found for the pattern are shown in table 2.310. Visualization of the pattern is shown in figure 2.310

Figure 2.310: Regex visualization for pattern: 310



Event List	
Event	Frequency
protocol/udp	1.1821559809357574E-8
type/A	1.1821559809357574E-8
root/h-root	4.298749021584572E-9
root/c-root	2.149374510792286E-9
root/j-root	2.149374510792286E-9
root/g-root	1.074687255396143E-9
root/a-root	1.074687255396143E-9
root/l-root	1.074687255396143E-9

Table 2.311: Top events found for the pattern: 311 (Section 2.311)

### ∴ 2.311 Pattern: 311

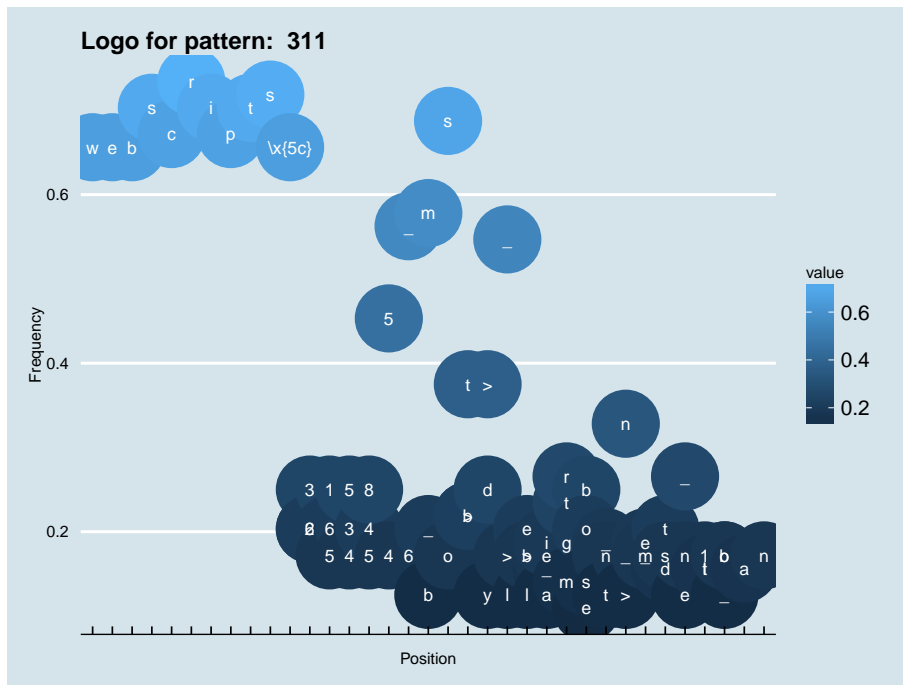
Information for pattern:

```
[w][e][b][s][c][r][i][p][t][s][\x{5c}][236]?+[156]
?+[345]?+[458]?+[45]?+[_][m][s][>bt][>dy][_][>be1]
[_aei][gmrt][beos][_nt]?+[>_n]?+[_em]?+[dst]?+[_en]
]?+[1lt]?+[_bo]?+.{0,2}+
```

- Records that match the regex: [ 11 ]
- Corresponding ratio: [ 1.1821559809357574E-8 ]

Top events found for the pattern are shown in table 2.311. Visualization of the pattern is shown in figure 2.311

Figure 2.311: Regex visualization for pattern: 311





Event List	
Event	Frequency
protocol/udp	1.1821559809357574E-8
type/A	1.1821559809357574E-8
root/f-root	4.298749021584572E-9
root/m-root	2.149374510792286E-9
root/h-root	2.149374510792286E-9
root/k-root	1.074687255396143E-9
root/e-root	1.074687255396143E-9
root/c-root	1.074687255396143E-9

Table 2.312: Top events found for the pattern: 312 (Section 2.312)

∴ 2.312 Pattern: 312

Information for pattern:

`.{0,2}+[a][no][cdn][e][v][o][i][c][e][er]?+.{0,7}+`

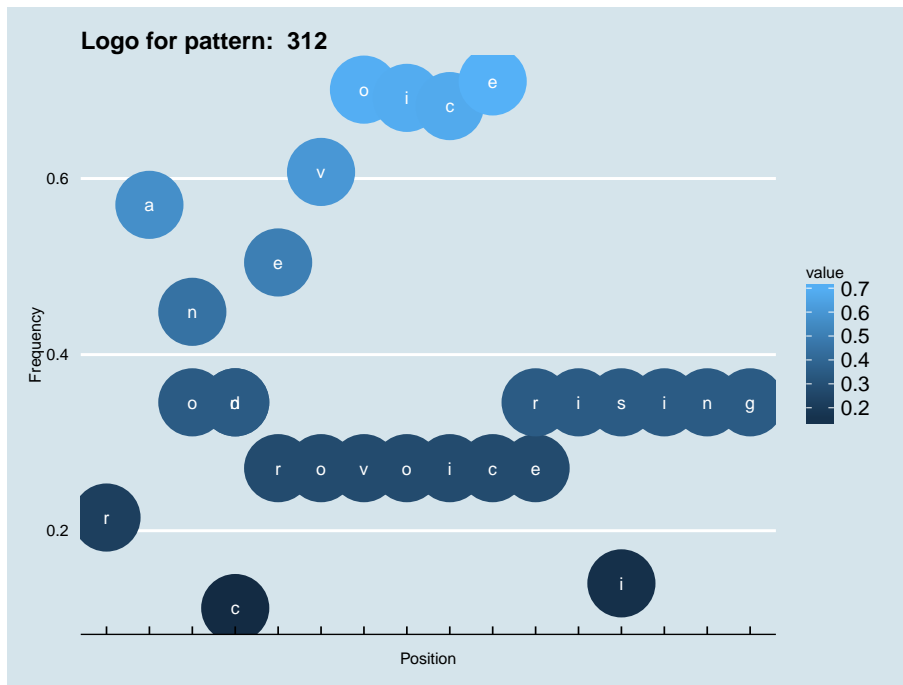
- Records that match the regex: [ 11 ]
- Corresponding ratio: [ 1.1821559809357574E-8 ]

Top events found for the pattern are shown in table 2.312. Visualization of the pattern is shown in figure 2.312





Figure 2.312: Regex visualization for pattern: 312



Event List	
Event	Frequency
protocol/udp	1.1821559809357574E-8
type/A	1.1821559809357574E-8
root/f-root	5.3734362769807155E-9
root/m-root	3.224061766188429E-9
root/c-root	1.074687255396143E-9
root/h-root	1.074687255396143E-9
root/j-root	1.074687255396143E-9

Table 2.313: Top events found for the pattern: 313 (Section 2.313)

### :: 2.313 Pattern: 313

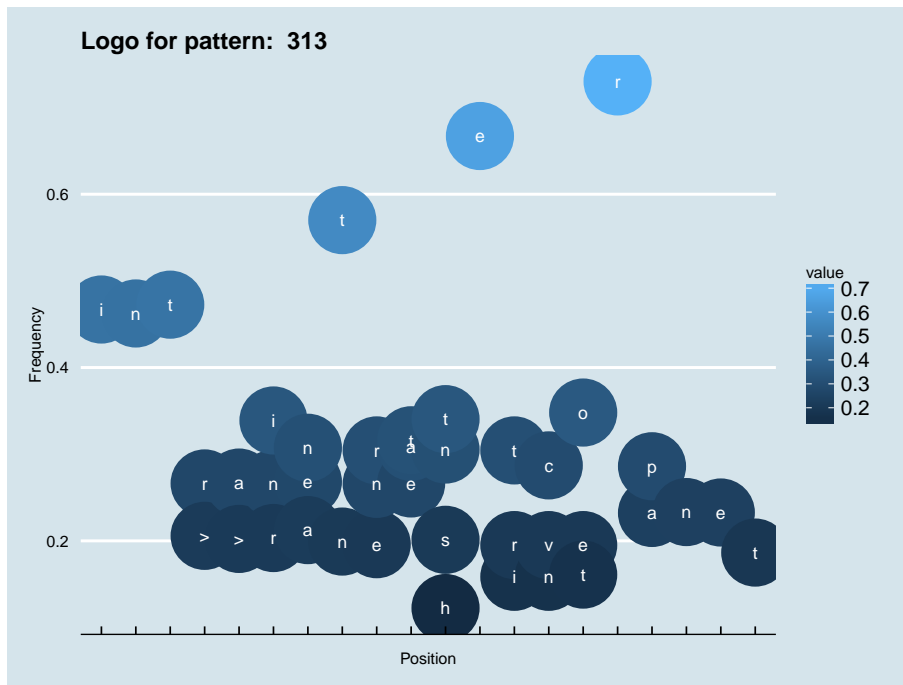
Information for pattern:

`.{0,3}+[t]?+[>r]?+[>a]?+[inr]?+[aen]?+[t][enr]?+[aet][hnst][e][irt]?+[cnv]?+[eot]?+[r][ap]?+.{0,3}+`

- Records that match the regex: 「 11 」
- Corresponding ratio: 「 1.1821559809357574E-8 」

Top events found for the pattern are shown in table 2.313. Visualization of the pattern is shown in figure 2.313

Figure 2.313: Regex visualization for pattern: 313





Event List	
Event	Frequency
protocol/udp	1.0746872553961431E-8
type/AAAA	1.0746872553961431E-8
root/c-root	4.298749021584572E-9
root/e-root	2.149374510792286E-9
root/a-root	2.149374510792286E-9
root/m-root	1.074687255396143E-9
root/h-root	1.074687255396143E-9

Table 2.314: Top events found for the pattern: 314 (Section 2.314)

### :: 2.314 Pattern: 314

Information for pattern:

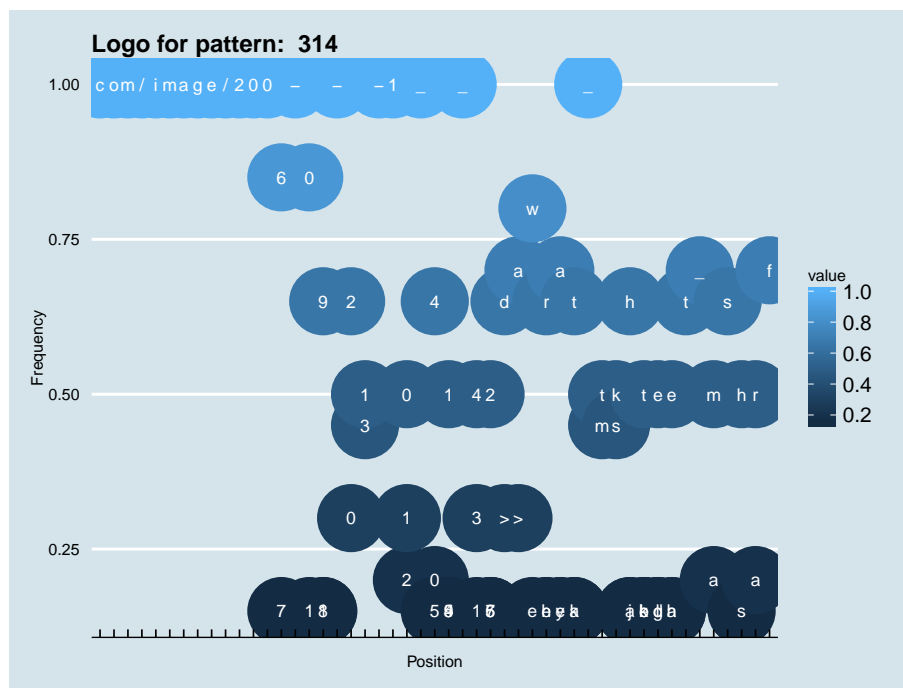
```
[c][o][m][/][i][m][a][g][e][/][2][0]{2}+[6][-][0][9][-][2][1][-][1][0][_][4][1][_][4][2][d][a][w][r][a][t][_][t][k][h][t][e]{2}+[t][_][m][s][h][r][f]
```

- Records that match the regex: 「 10 」
- Corresponding ratio: 「 1.0746872553961431E-8 」

Top events found for the pattern are shown in table 2.314. Visualization of the pattern is shown in figure 2.314



Figure 2.314: Regex visualization for pattern: 314





Event List	
Event	Frequency
protocol/udp	1.0746872553961431E-8
type/AAAA	1.0746872553961431E-8
root/c-root	4.298749021584572E-9
root/e-root	2.149374510792286E-9
root/a-root	2.149374510792286E-9
root/m-root	1.074687255396143E-9
root/h-root	1.074687255396143E-9

Table 2.315: Top events found for the pattern: 315 (Section 2.315)

**:: 2.315 Pattern: 315**

Information for pattern:

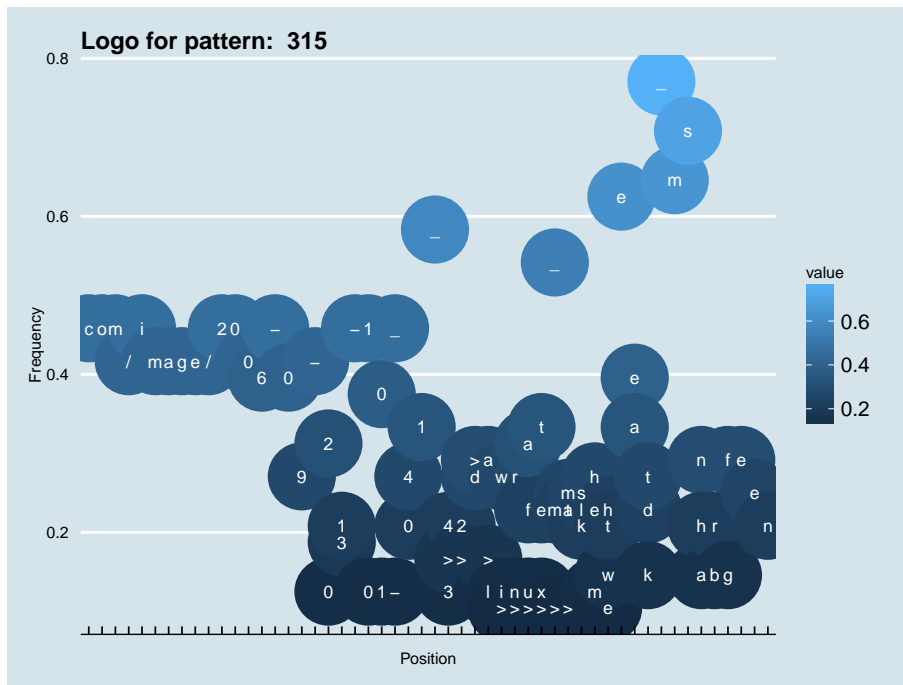
```
.{0,21}+[01]{0,2}+[-_]?+[04]?+[1]?+[_][34>]?+[2>]?
+ [>d]?+ [>a1]?+ [>iw]?+ [>nr]?+ [>afu][>etx][_][>amt][
kls][ehm][ehtw]?+[e][ae]?+[dkt]?+[_][m][s][ahn]?+[
br]?+[fg]?+.{0,3}+
```

- Records that match the regex: [ 10 ]
- Corresponding ratio: [ 1.0746872553961431E-8 ]

Top events found for the pattern are shown in table 2.315. Visualization of the pattern is shown in figure 2.315



Figure 2.315: Regex visualization for pattern: 315





Event List	
Event	Frequency
protocol/udp	9.672185298565288E-9
type/A	9.672185298565288E-9
root/c-root	2.149374510792286E-9
root/h-root	2.149374510792286E-9
root/i-root	1.074687255396143E-9
root/g-root	1.074687255396143E-9
root/a-root	1.074687255396143E-9
root/j-root	1.074687255396143E-9
root/l-root	1.074687255396143E-9

Table 2.316: Top events found for the pattern: 316 (Section 2.316)

### :: 2.316 Pattern: 316

Information for pattern:

```
[w][e][b][s][c][r][i][p][t][s][\x{5c}][29>]?+[27j]
?+[25]?+[06e]?+[4e]?+[4\x{5c}_]?+[_p]?+[>cp]?+[a][
r][>aps]?+[t][bn]?+[elo]?+[r][cst]?+[h][>ac]?+[>m]
?+[>eo]?+[>_r]?+[>ip]?+[>c]?+[>a]?+[>_]?+[i][p][c]
[a][r][ad]?+[st]?+[1c]?+[a]?+.{0,8}+
```

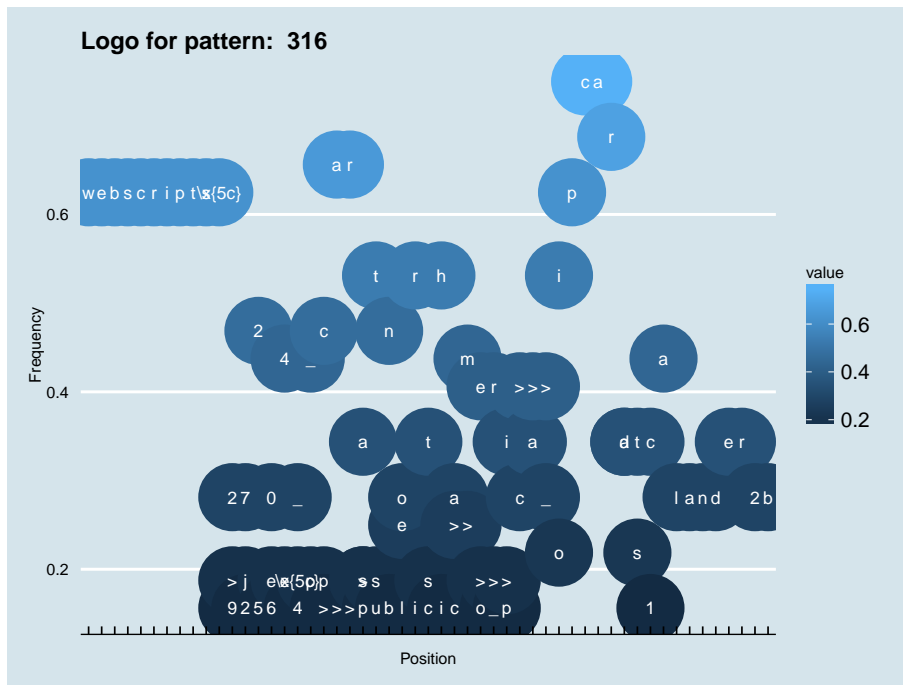
- Records that match the regex: 「 9 」
- Corresponding ratio: 「 9.672185298565288E-9 」

Top events found for the pattern are shown in table 2.316. Visualization of the pattern is shown in figure 2.316





Figure 2.316: Regex visualization for pattern: 316



Event List	
Event	Frequency
protocol/udp	9.672185298565288E-9
type/A	9.672185298565288E-9
root/f-root	3.224061766188429E-9
root/k-root	2.149374510792286E-9
root/e-root	1.074687255396143E-9
root/c-root	1.074687255396143E-9
root/m-root	1.074687255396143E-9
root/h-root	1.074687255396143E-9

Table 2.317: Top events found for the pattern: 317 (Section 2.317)

∴ 2.317 Pattern: 317

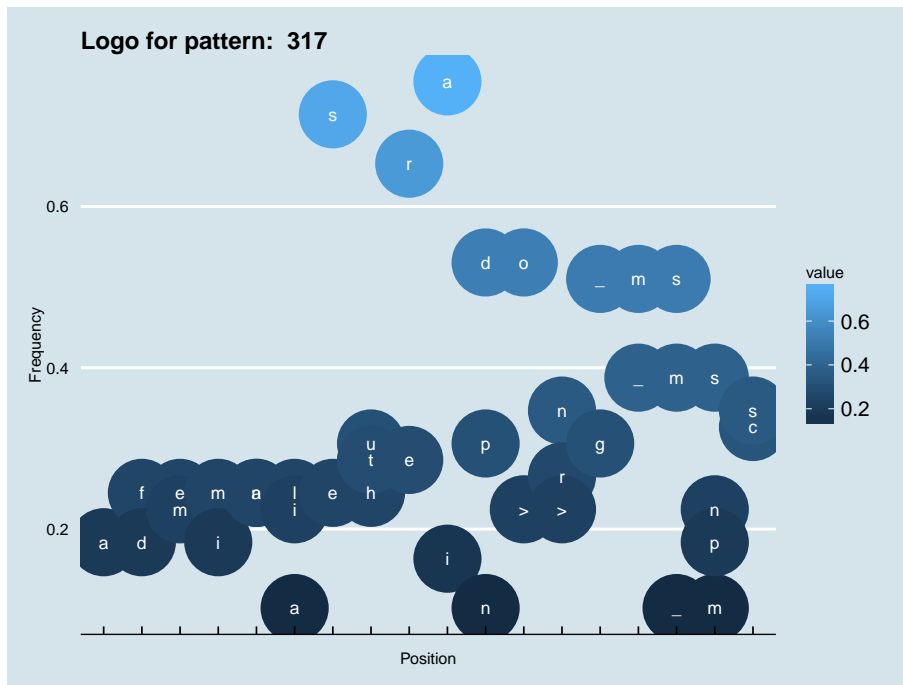
Information for pattern:

```
.{0,3}+[im]?+[an]?+[ail]?+[s][htu][r][a][d][o][>nr]
[_][m][s][mnp][cs]?+
```

- Records that match the regex: [ 9 ]
- Corresponding ratio: [ 9.672185298565288E-9 ]

Top events found for the pattern are shown in table 2.317. Visualization of the pattern is shown in figure 2.317

Figure 2.317: Regex visualization for pattern: 317



Event List	
Event	Frequency
protocol/udp	8.597498043169144E-9
type/AAAA	5.3734362769807155E-9
root/j-root	3.224061766188429E-9
type/A	3.224061766188429E-9
root/i-root	2.149374510792286E-9
root/e-root	1.074687255396143E-9
root/f-root	1.074687255396143E-9
root/c-root	1.074687255396143E-9

Table 2.318: Top events found for the pattern: 318 (Section 2.318)

### :: 2.318 Pattern: 318

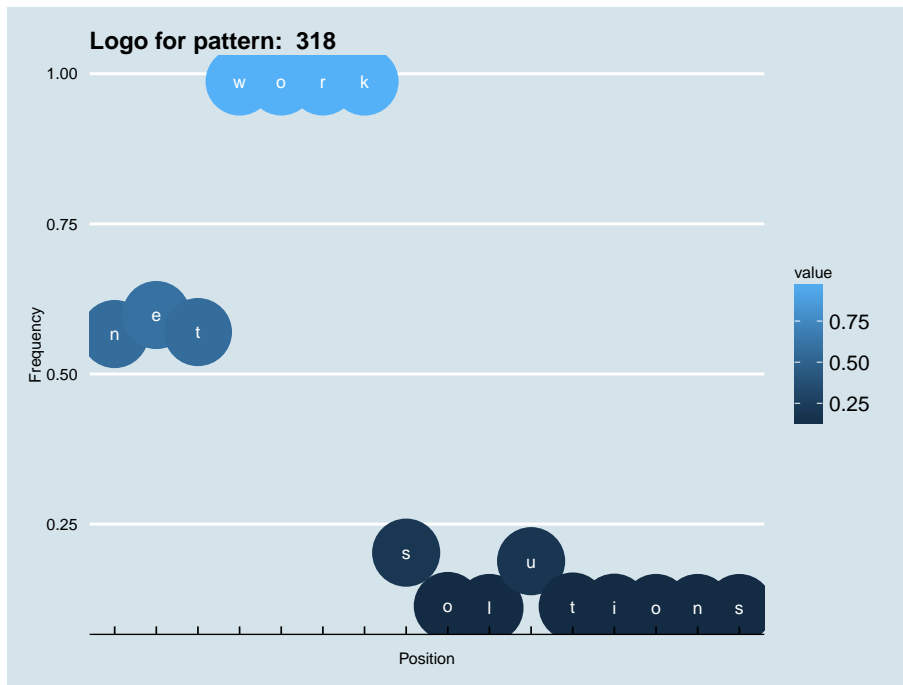
Information for pattern:

`.{0,36}+[n][e][t][w][o][r][k].{0,14}+`

- Records that match the regex: 「 8 」
- Corresponding ratio: 「 8.597498043169144E-9 」

Top events found for the pattern are shown in table 2.318. Visualization of the pattern is shown in figure 2.318

Figure 2.318: Regex visualization for pattern: 318





Event List	
Event	Frequency
protocol/udp	8.597498043169144E-9
type/A	8.597498043169144E-9
root/k-root	2.149374510792286E-9
root/f-root	2.149374510792286E-9
root/h-root	2.149374510792286E-9
root/e-root	1.074687255396143E-9
root/l-root	1.074687255396143E-9

Table 2.319: Top events found for the pattern: 319 (Section 2.319)

### :: 2.319 Pattern: 319

Information for pattern:

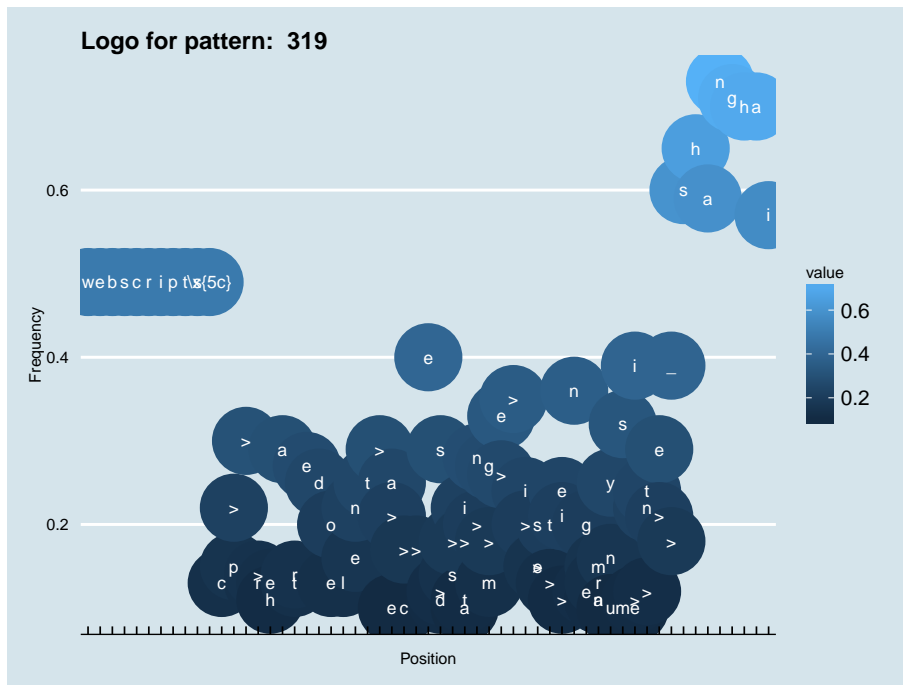
```
.{0,11}+[c]?+[>p]?+[>]?+[>r]?+[eh]?+[a]?+[rt]?+[e]?+[d]?+[eo]?+[l]?+[en]?+[t]?+[>]?+[>ae]?+[>c]?+[>]?+[e]?+[>ds]?+[>s]?+[>ait]?+[>n]?+[>gm]?+[>e]?+[>]?+[>i]?+[>es]?+[>t]?+[>ei][n][eg][amnr][nuy][ms][>ei][>nt][>e][>_]?+[s][h][a][n][g][h][a][i]
```

- Records that match the regex: [ 8 ]
- Corresponding ratio: [ 8.597498043169144E-9 ]

Top events found for the pattern are shown in table 2.319. Visualization of the pattern is shown in figure 2.319



Figure 2.319: Regex visualization for pattern: 319





Event List	
Event	Frequency
protocol/udp	7.522810787773001E-9
type/A	7.522810787773001E-9
root/c-root	3.224061766188429E-9
root/e-root	2.149374510792286E-9
root/m-root	1.074687255396143E-9
root/l-root	1.074687255396143E-9

Table 2.320: Top events found for the pattern: 320 (Section 2.320)

**:: 2.320 Pattern: 320**

Information for pattern:

`.{0,10}+[ct]?+[eo]?+[dmv][iop][s][t][r][i][t][o]`

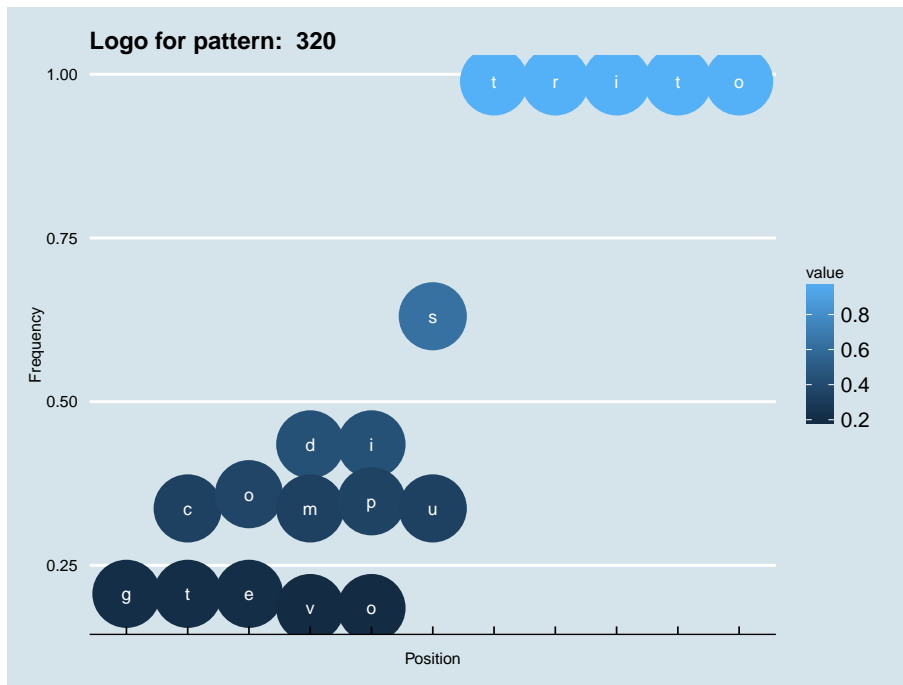
- ▶ Records that match the regex: [ 7 ]
- ▶ Corresponding ratio: [ 7.522810787773001E-9 ]

Top events found for the pattern are shown in table 2.320. Visualization of the pattern is shown in figure 2.320





Figure 2.320: Regex visualization for pattern: 320



Event List	
Event	Frequency
protocol/udp	7.522810787773001E-9
type/A	7.522810787773001E-9
root/e-root	2.149374510792286E-9
root/k-root	2.149374510792286E-9
root/f-root	1.074687255396143E-9
root/h-root	1.074687255396143E-9
root/l-root	1.074687255396143E-9

Table 2.321: Top events found for the pattern: 321 (Section 2.321)

### :: 2.321 Pattern: 321

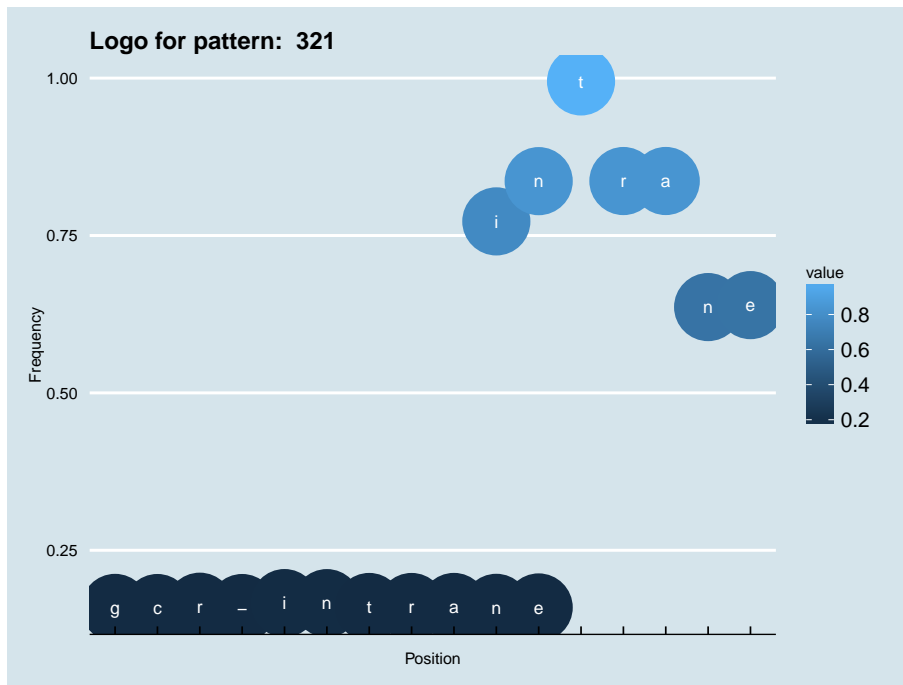
Information for pattern:

`.{0,39}+[i][n][t][r][a][n][e].{0,6}+`

- Records that match the regex: `[ 7 ]`
- Corresponding ratio: `[ 7.522810787773001E-9 ]`

Top events found for the pattern are shown in table 2.321. Visualization of the pattern is shown in figure 2.321

Figure 2.321: Regex visualization for pattern: 321



Event List	
Event	Frequency
protocol/udp	7.522810787773001E-9
type/A	7.522810787773001E-9
root/e-root	2.149374510792286E-9
root/k-root	2.149374510792286E-9
root/f-root	1.074687255396143E-9
root/h-root	1.074687255396143E-9
root/l-root	1.074687255396143E-9

Table 2.322: Top events found for the pattern: 322 (Section 2.322)

∴ 2.322 Pattern: 322

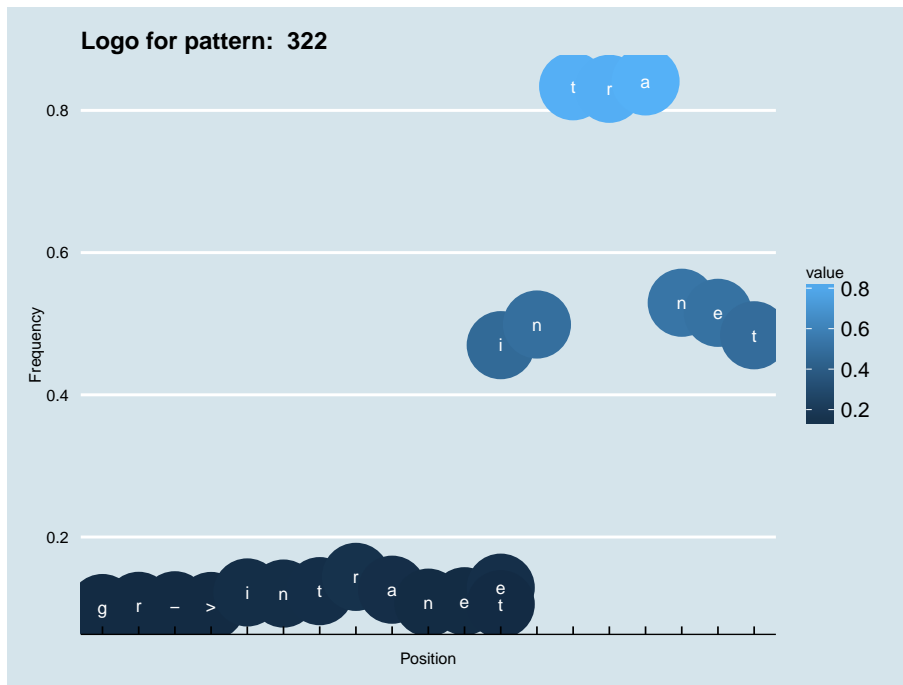
Information for pattern:

`.{0,39}+[eit]?+[n]?+[t][r][a][n][e][t]?+.{0,15}+`

- Records that match the regex: [ 7 ]
- Corresponding ratio: [ 7.522810787773001E-9 ]

Top events found for the pattern are shown in table 2.322. Visualization of the pattern is shown in figure 2.322

Figure 2.322: Regex visualization for pattern: 322



Event List	
Event	Frequency
protocol/udp	7.522810787773001E-9
type/AAAA	5.3734362769807155E-9
root/e-root	2.149374510792286E-9
type/A	2.149374510792286E-9
root/g-root	1.074687255396143E-9
root/b-root	1.074687255396143E-9
root/d-root	1.074687255396143E-9
root/j-root	1.074687255396143E-9
root/l-root	1.074687255396143E-9

Table 2.323: Top events found for the pattern: 323 (Section 2.323)

### ∴ 2.323 Pattern: 323

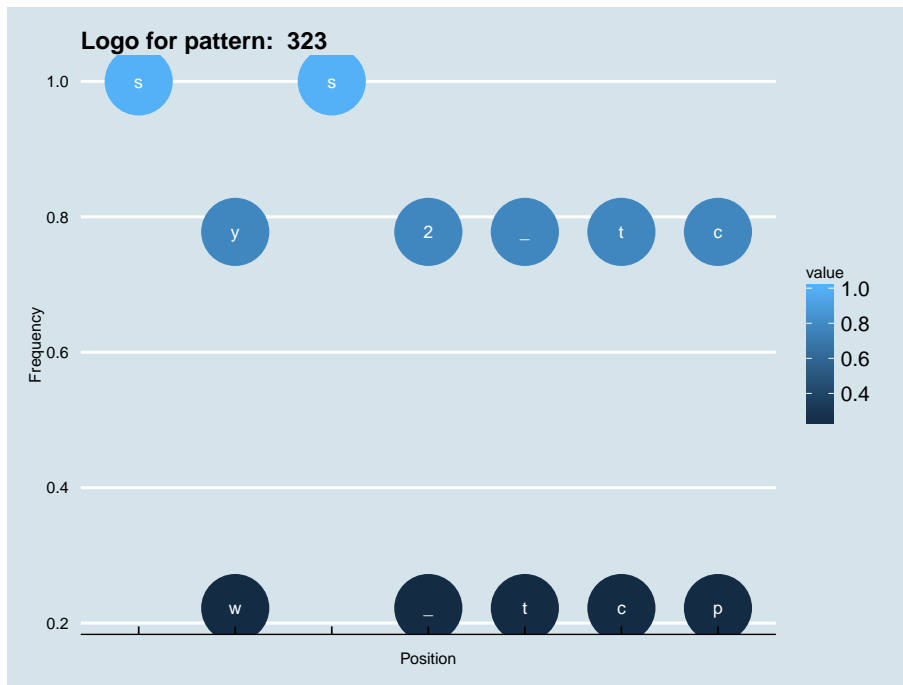
Information for pattern:

`[s][y][s][2][_][t][c]`

- Records that match the regex: `[ 7 ]`
- Corresponding ratio: `[ 7.522810787773001E-9 ]`

Top events found for the pattern are shown in table 2.323. Visualization of the pattern is shown in figure 2.323

Figure 2.323: Regex visualization for pattern: 323



Event List	
Event	Frequency
protocol/udp	7.522810787773001E-9
type/A	7.522810787773001E-9
root/e-root	2.149374510792286E-9
root/k-root	2.149374510792286E-9
root/f-root	1.074687255396143E-9
root/h-root	1.074687255396143E-9
root/l-root	1.074687255396143E-9

Table 2.324: Top events found for the pattern: 324 (Section 2.324)

### :: 2.324 Pattern: 324

Information for pattern:

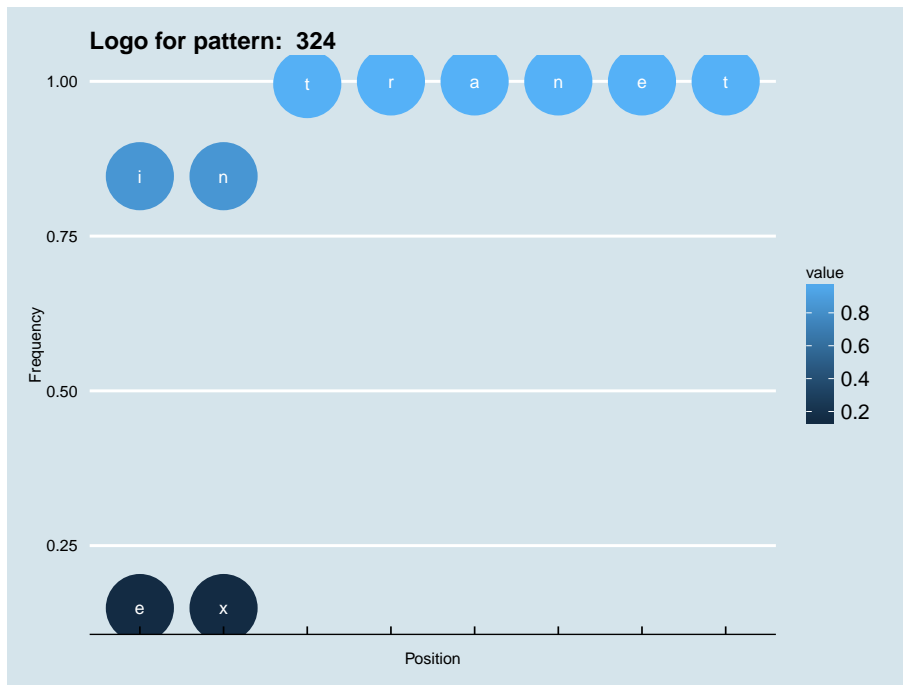
`.{0,39}+[i][n][t][r][a][n][e][t].{0,16}+`

- Records that match the regex: `[ 7 ]`
- Corresponding ratio: `[ 7.522810787773001E-9 ]`

Top events found for the pattern are shown in table 2.324. Visualization of the pattern is shown in figure 2.324



Figure 2.324: Regex visualization for pattern: 324





Event List	
Event	Frequency
protocol/udp	6.448123532376858E-9
type/A	6.448123532376858E-9
root/f-root	4.298749021584572E-9
root/e-root	1.074687255396143E-9
root/c-root	1.074687255396143E-9

Table 2.325: Top events found for the pattern: 325 (Section 2.325)

∴ 2.325 Pattern: 325

Information for pattern:

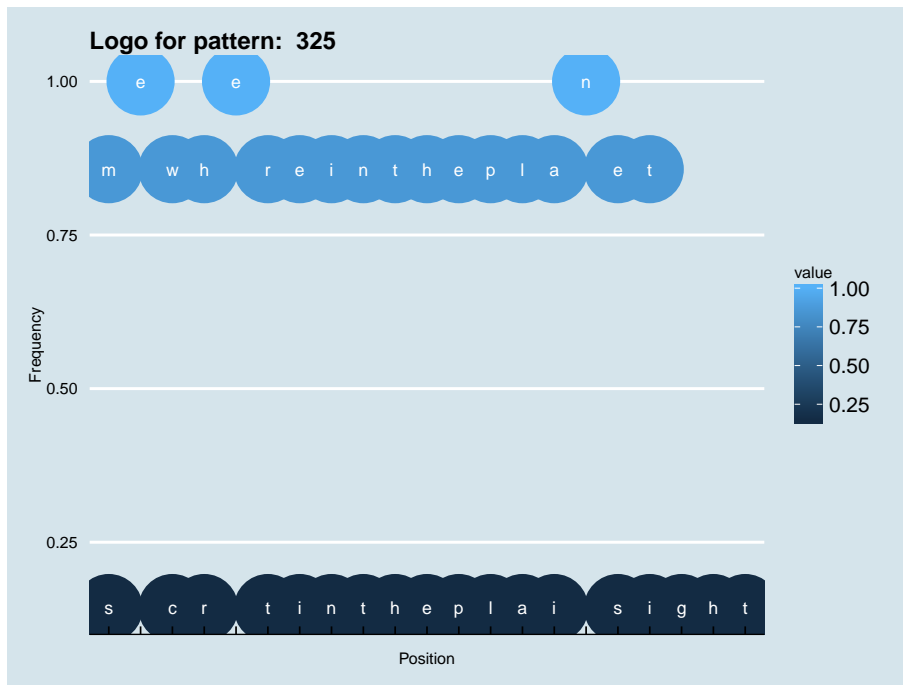
[m][e][w][h][e][r][e][i][n][t][h][e][p][l][a][n][e][t].{0,3}+

- Records that match the regex: [ 6 ]
- Corresponding ratio: [ 6.448123532376858E-9 ]

Top events found for the pattern are shown in table 2.325. Visualization of the pattern is shown in figure 2.325



Figure 2.325: Regex visualization for pattern: 325





Event List	
Event	Frequency
protocol/udp type/A	6.448123532376858E-9
root/f-root	6.448123532376858E-9
root/d-root	4.298749021584572E-9
	2.149374510792286E-9

Table 2.326: Top events found for the pattern: 326 (Section 2.326)

**:: 2.326 Pattern: 326**

Information for pattern:

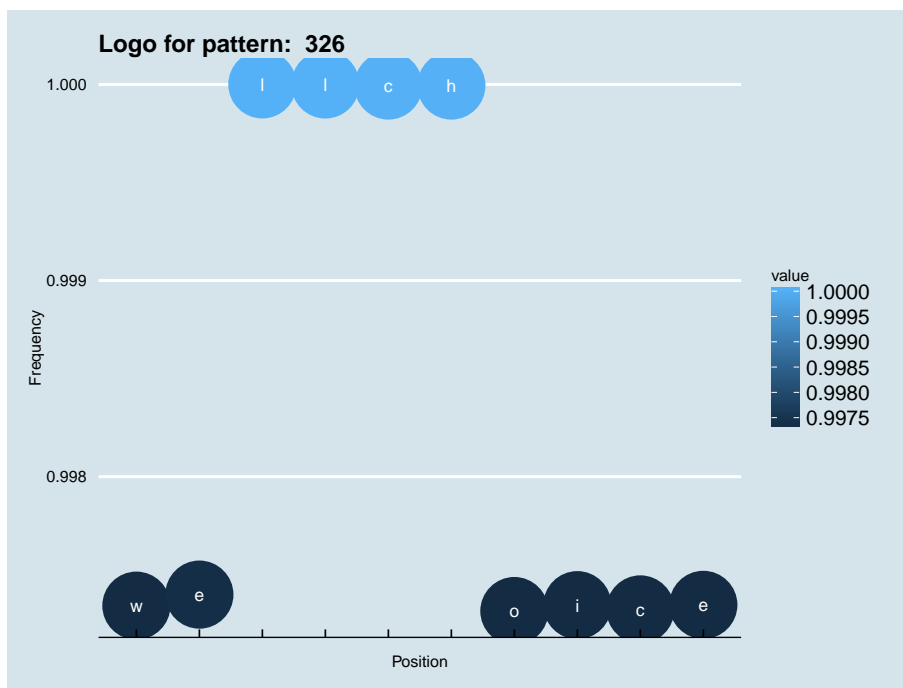
`.{0,8}+[w][e][l]{2}+[c][h][o][i][c][e]`

- ▶ Records that match the regex: 「 6 」
- ▶ Corresponding ratio: 「 6.448123532376858E-9 」

Top events found for the pattern are shown in table 2.326. Visualization of the pattern is shown in figure 2.326



Figure 2.326: Regex visualization for pattern: 326



Event List	
Event	Frequency
protocol/udp	6.448123532376858E-9
type/A	6.448123532376858E-9
root/i-root	3.224061766188429E-9
root/k-root	1.074687255396143E-9
root/f-root	1.074687255396143E-9
root/j-root	1.074687255396143E-9

Table 2.327: Top events found for the pattern: 327 (Section 2.327)

∴ 2.327 Pattern: 327

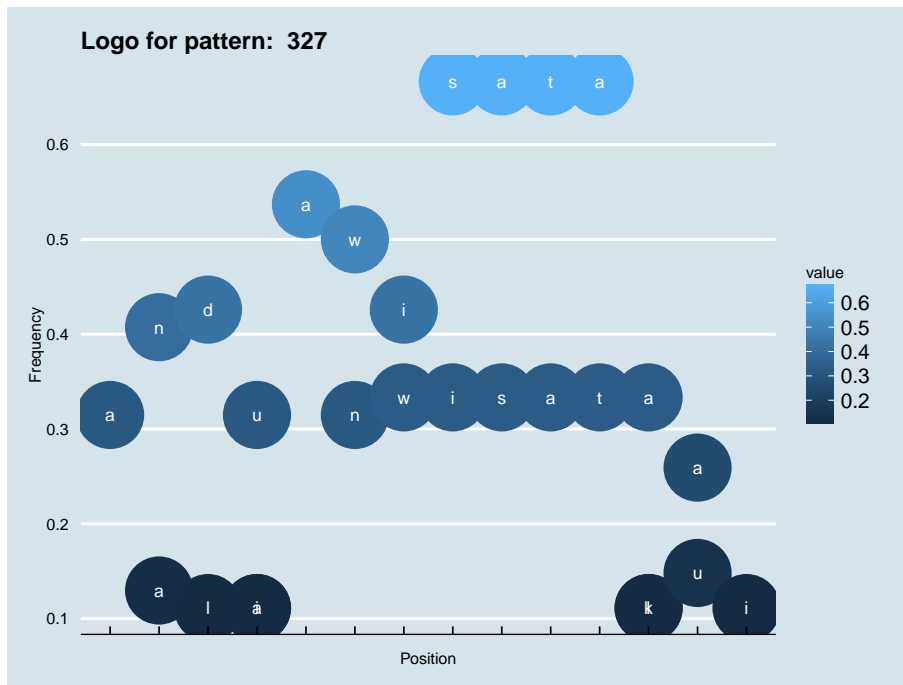
Information for pattern:

```
.?+[an]?+[dl]?+[aiu]?+[a][w][iw][s][a][t][a][akl]?
+.{0,6}+
```

- Records that match the regex: [ 6 ]
- Corresponding ratio: [ 6.448123532376858E-9 ]

Top events found for the pattern are shown in table 2.327. Visualization of the pattern is shown in figure 2.327

Figure 2.327: Regex visualization for pattern: 327





Event List	
Event	Frequency
protocol/udp type/A	6.448123532376858E-9
root/c-root	6.448123532376858E-9
root/f-root	2.149374510792286E-9
root/e-root	1.074687255396143E-9
root/d-root	1.074687255396143E-9
root/l-root	1.074687255396143E-9

Table 2.328: Top events found for the pattern: 328 (Section 2.328)

∴ 2.328 Pattern: 328

Information for pattern:

.{0,4}+[d][e][t][n][s].{0,28}+

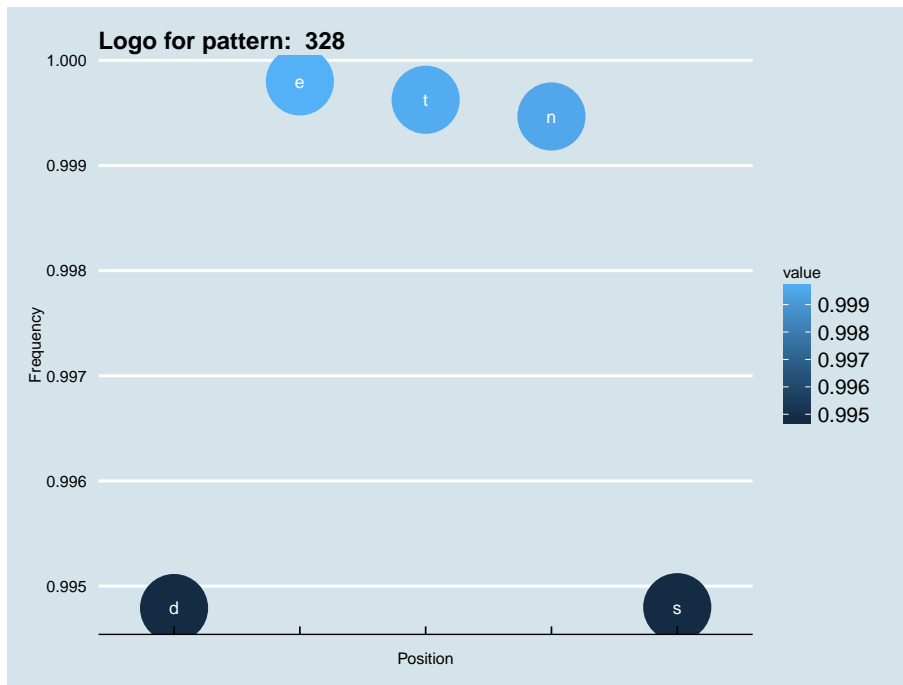
- ▶ Records that match the regex: 「 6 」
- ▶ Corresponding ratio: 「 6.448123532376858E-9 」

Top events found for the pattern are shown in table 2.328. Visualization of the pattern is shown in figure 2.328





Figure 2.328: Regex visualization for pattern: 328





Event List	
Event	Frequency
protocol/udp	6.448123532376858E-9
type/AAAA	6.448123532376858E-9
root/i-root	2.149374510792286E-9
root/c-root	2.149374510792286E-9
root/f-root	1.074687255396143E-9
root/h-root	1.074687255396143E-9

Table 2.329: Top events found for the pattern: 329 (Section 2.329)

∴ 2.329 Pattern: 329

Information for pattern:

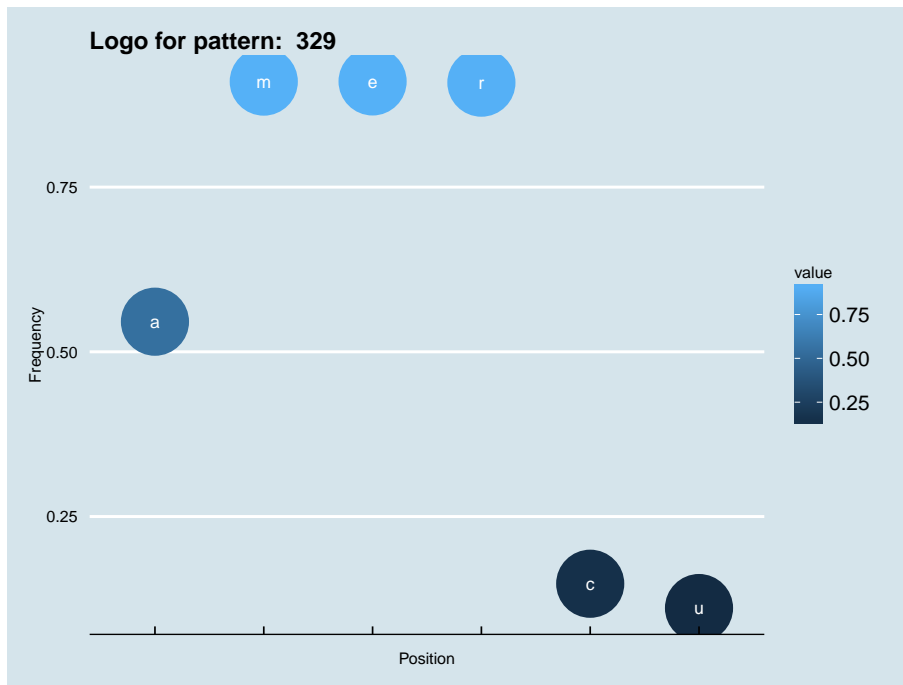
`.{0,57}+[a][m][e][r].{0,2}+`

- Records that match the regex: [ 6 ]
- Corresponding ratio: [ 6.448123532376858E-9 ]

Top events found for the pattern are shown in table 2.329. Visualization of the pattern is shown in figure 2.329



Figure 2.329: Regex visualization for pattern: 329





Event List	
Event	Frequency
protocol/udp	5.3734362769807155E-9
type/A	5.3734362769807155E-9
root/f-root	4.298749021584572E-9
root/d-root	1.074687255396143E-9

Table 2.330: Top events found for the pattern: 330 (Section 2.330)

### :: 2.330 Pattern: 330

Information for pattern:

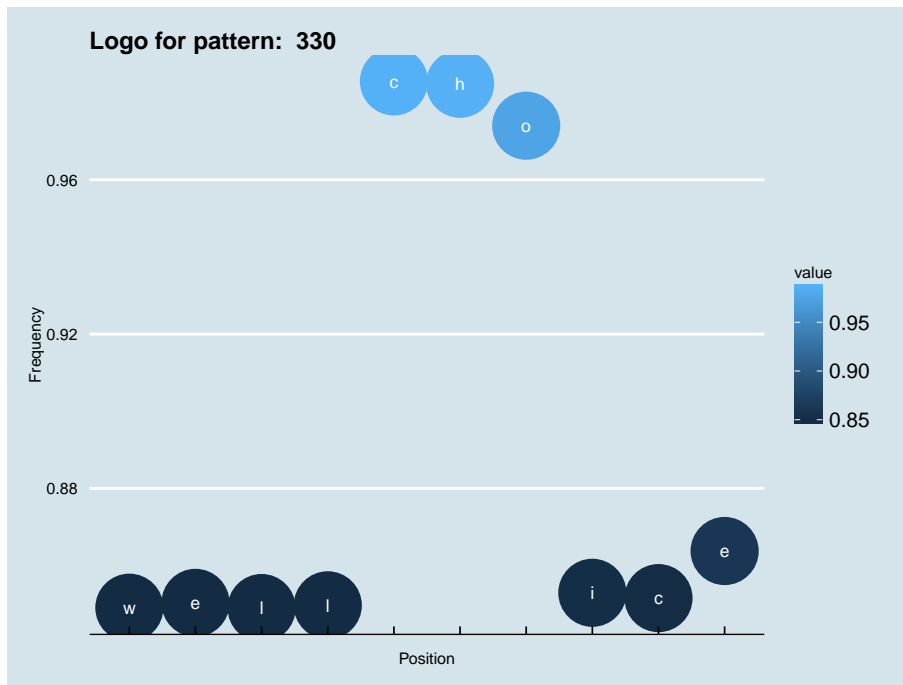
`.{0,9}+[w][e][l]{2}+[c][h][o][i][c][e].{0,44}+`

- Records that match the regex: [ 5 ]
- Corresponding ratio: [ 5.3734362769807155E-9 ]

Top events found for the pattern are shown in table 2.330. Visualization of the pattern is shown in figure 2.330



Figure 2.330: Regex visualization for pattern: 330



Event List	
Event	Frequency
protocol/udp	5.3734362769807155E-9
type/A	5.3734362769807155E-9
root/j-root	2.149374510792286E-9
root/i-root	1.074687255396143E-9
root/m-root	1.074687255396143E-9
root/c-root	1.074687255396143E-9

Table 2.331: Top events found for the pattern: 331 (Section 2.331)

### :: 2.331 Pattern: 331

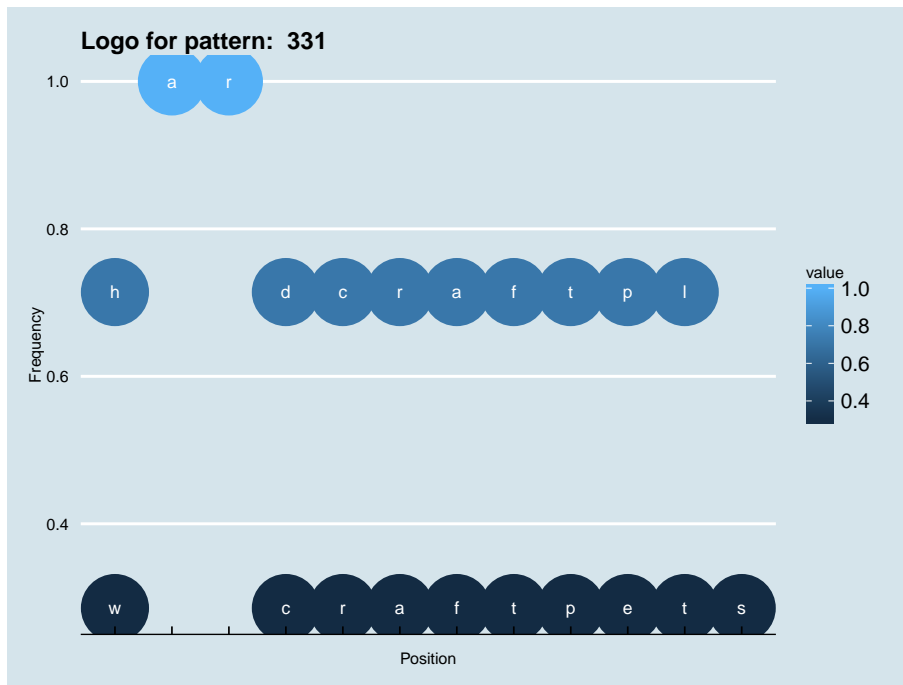
Information for pattern:

`[h][a][r][d][c][r][a][f][t][p][1].?+`

- Records that match the regex: [ 5 ]
- Corresponding ratio: [ 5.3734362769807155E-9 ]

Top events found for the pattern are shown in table 2.331. Visualization of the pattern is shown in figure 2.331

Figure 2.331: Regex visualization for pattern: 331





Event List	
Event	Frequency
protocol/udp	4.298749021584572E-9
root/f-root	4.298749021584572E-9
type/A	4.298749021584572E-9

Table 2.332: Top events found for the pattern: 332 (Section 2.332)

**:: 2.332 Pattern: 332**

Information for pattern:

`.{0,15}+[w][e][l]{2}+[c][h][o][i][c][e].{0,2}+`

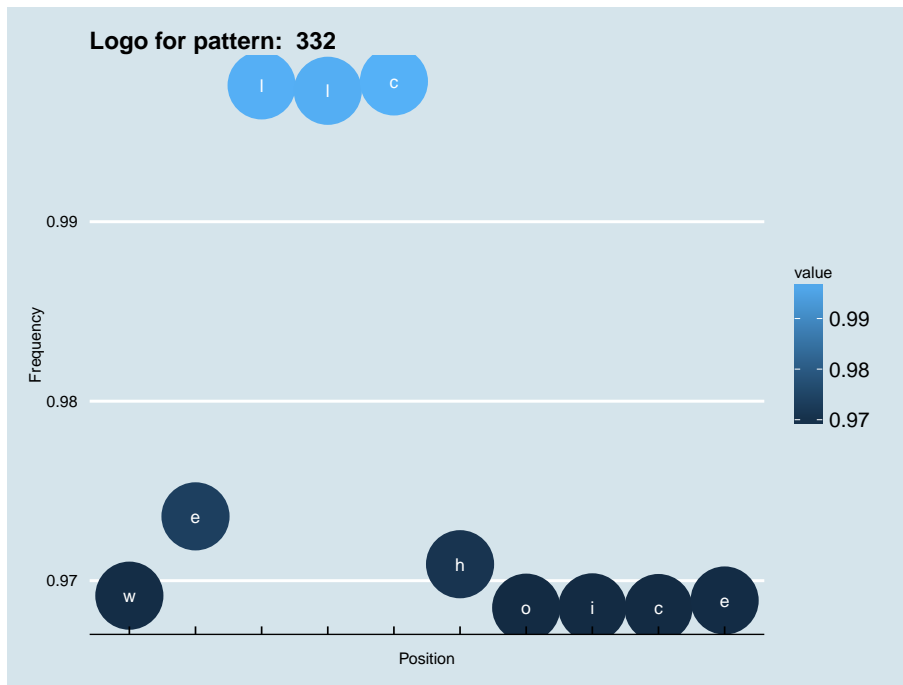
- ▶ Records that match the regex: 「 4 」
- ▶ Corresponding ratio: 「 4.298749021584572E-9 」

Top events found for the pattern are shown in table 2.332. Visualization of the pattern is shown in figure 2.332





Figure 2.332: Regex visualization for pattern: 332





Event List	
Event	Frequency
protocol/udp	3.224061766188429E-9
type/A	2.149374510792286E-9
root/f-root	1.074687255396143E-9
root/h-root	1.074687255396143E-9
type/AAAA	1.074687255396143E-9
root/d-root	1.074687255396143E-9

Table 2.333: Top events found for the pattern: 333 (Section 2.333)

∴ 2.333 Pattern: 333

Information for pattern:

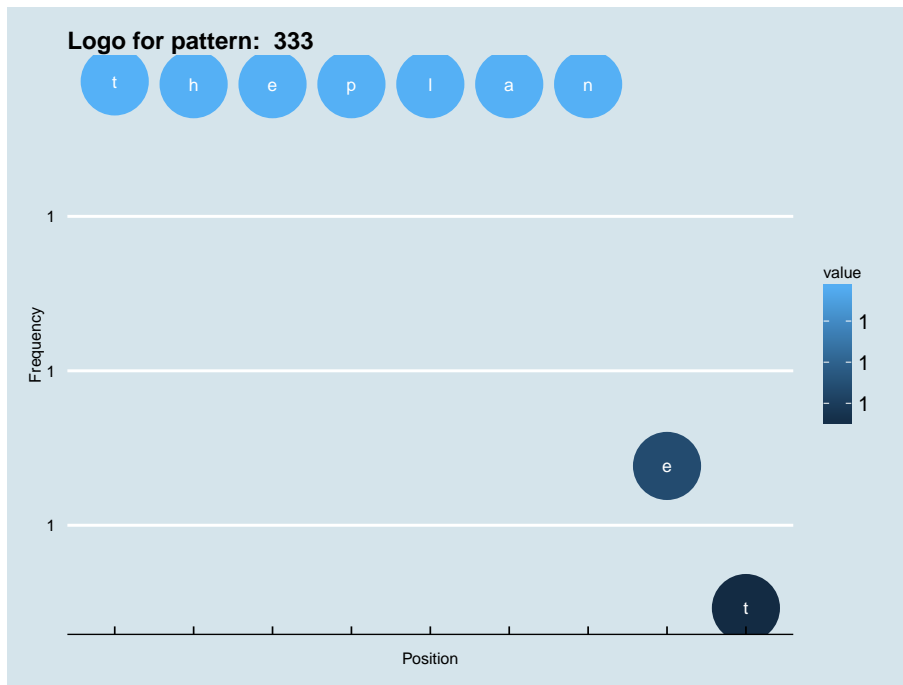
.{0,17}+[t][h][e][p][l][a][n][e][t].{0,2}+

- Records that match the regex: [ 3 ]
- Corresponding ratio: [ 3.224061766188429E-9 ]

Top events found for the pattern are shown in table 2.333. Visualization of the pattern is shown in figure 2.333



Figure 2.333: Regex visualization for pattern: 333





Event List	
Event	Frequency
protocol/udp	3.224061766188429E-9
type/A	2.149374510792286E-9
root/f-root	1.074687255396143E-9
root/h-root	1.074687255396143E-9
type/AAAA	1.074687255396143E-9
root/d-root	1.074687255396143E-9

Table 2.334: Top events found for the pattern: 334 (Section 2.334)

∴ 2.334 Pattern: 334

Information for pattern:

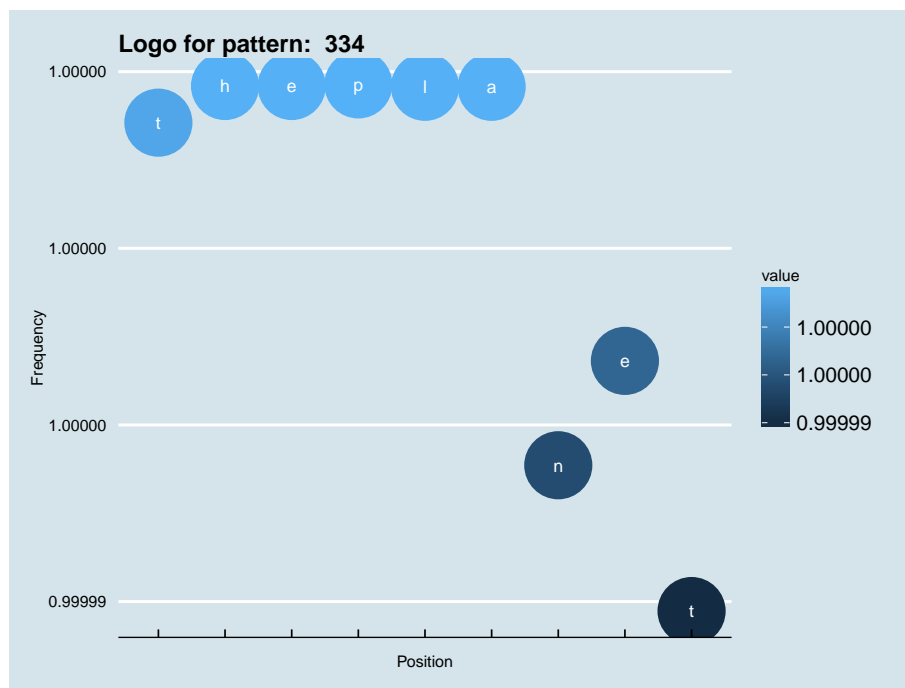
`.{0,14}+[t][h][e][p][l][a][n][e][t].{0,12}+`

- Records that match the regex: [ 3 ]
- Corresponding ratio: [ 3.224061766188429E-9 ]

Top events found for the pattern are shown in table 2.334. Visualization of the pattern is shown in figure 2.334



Figure 2.334: Regex visualization for pattern: 334





Event List	
Event	Frequency
protocol/udp	3.224061766188429E-9
type/A	2.149374510792286E-9
root/f-root	1.074687255396143E-9
root/h-root	1.074687255396143E-9
type/AAAA	1.074687255396143E-9
root/d-root	1.074687255396143E-9

Table 2.335: Top events found for the pattern: 335 (Section 2.335)

∴ 2.335 Pattern: 335

Information for pattern:

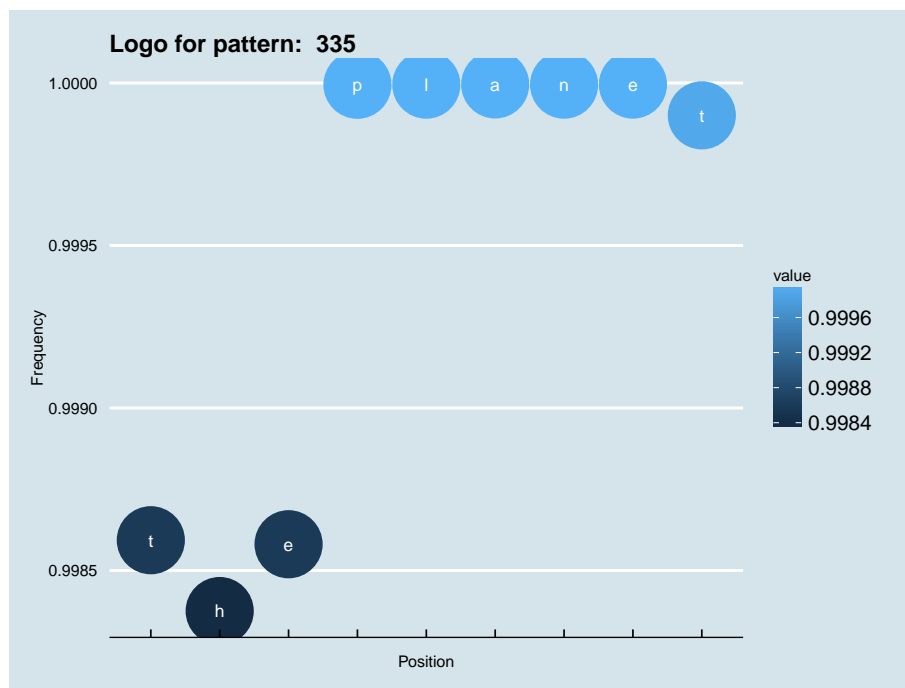
`.{0,15}+[t][h][e][p][l][a][n][e][t].{0,10}+`

- Records that match the regex: [ 3 ]
- Corresponding ratio: [ 3.224061766188429E-9 ]

Top events found for the pattern are shown in table 2.335. Visualization of the pattern is shown in figure 2.335



Figure 2.335: Regex visualization for pattern: 335



Event List	
Event	Frequency
protocol/udp	3.224061766188429E-9
type/A	2.149374510792286E-9
root/f-root	1.074687255396143E-9
root/h-root	1.074687255396143E-9
type/AAAA	1.074687255396143E-9
root/d-root	1.074687255396143E-9

Table 2.336: Top events found for the pattern: 336 (Section 2.336)

### :: 2.336 Pattern: 336

Information for pattern:

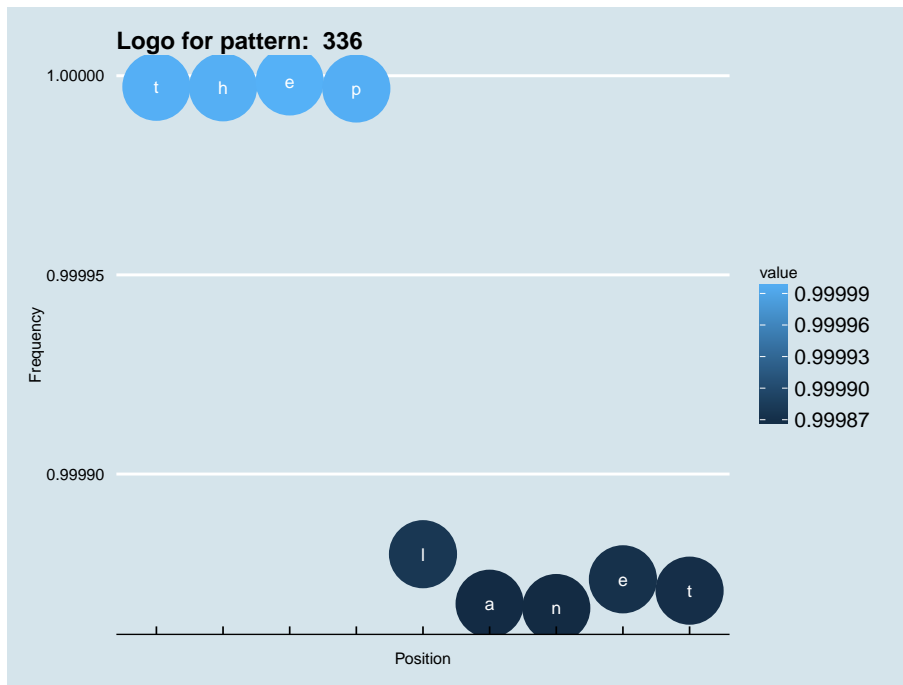
`.{0,20}+[t][h][e][p][l][a][n][e][t].{0,19}+`

- Records that match the regex: [ 3 ]
- Corresponding ratio: [ 3.224061766188429E-9 ]

Top events found for the pattern are shown in table 2.336. Visualization of the pattern is shown in figure 2.336



Figure 2.336: Regex visualization for pattern: 336



Event List	
Event	Frequency
protocol/udp	3.224061766188429E-9
type/A	2.149374510792286E-9
root/f-root	1.074687255396143E-9
root/h-root	1.074687255396143E-9
type/AAAA	1.074687255396143E-9
root/d-root	1.074687255396143E-9

Table 2.337: Top events found for the pattern: 337 (Section 2.337)

∴ 2.337 Pattern: 337

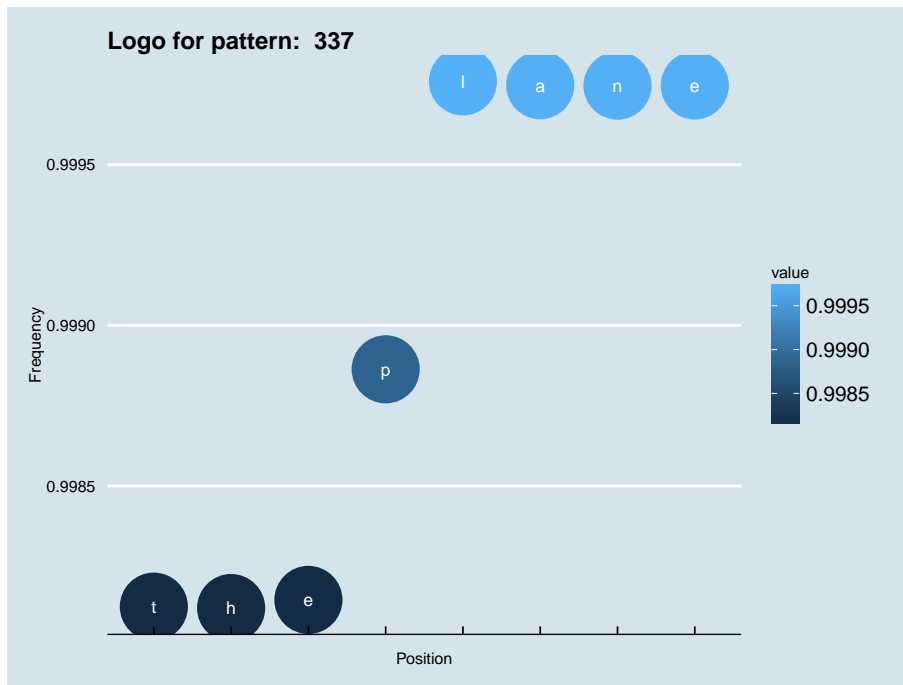
Information for pattern:

`.{0,21}+[t][h][e][p][l][a][n][e].{0,16}+`

- Records that match the regex: [ 3 ]
- Corresponding ratio: [ 3.224061766188429E-9 ]

Top events found for the pattern are shown in table 2.337. Visualization of the pattern is shown in figure 2.337

Figure 2.337: Regex visualization for pattern: 337



Event List	
Event	Frequency
protocol/udp	3.224061766188429E-9
type/A	3.224061766188429E-9
root/c-root	2.149374510792286E-9
root/e-root	1.074687255396143E-9

Table 2.338: Top events found for the pattern: 338 (Section 2.338)

### :: 2.338 Pattern: 338

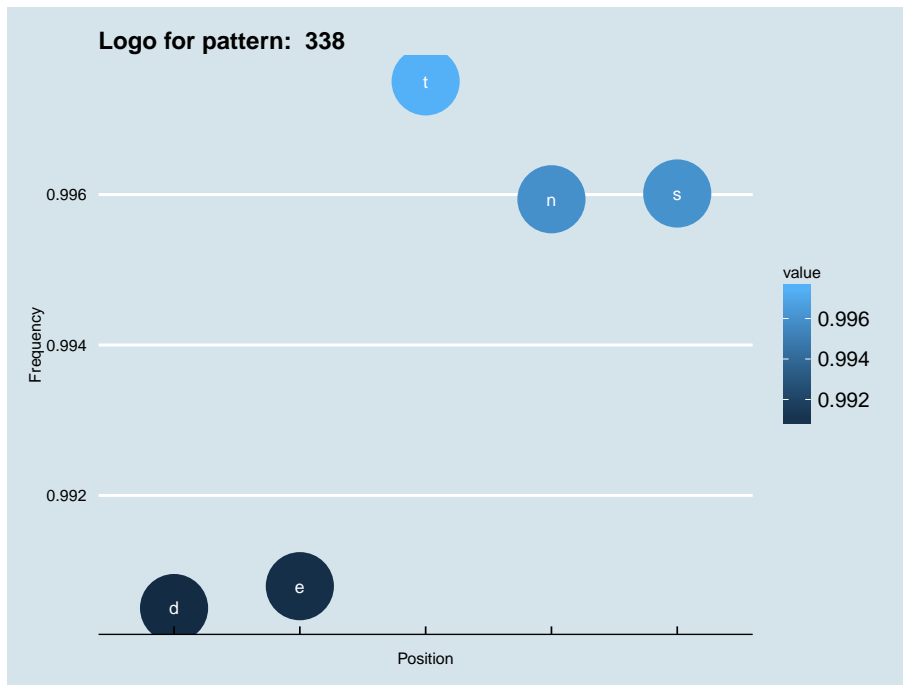
Information for pattern:

`.{0,10}+[d][e][t][n][s]`

- Records that match the regex: [ 3 ]
- Corresponding ratio: [ 3.224061766188429E-9 ]

Top events found for the pattern are shown in table 2.338. Visualization of the pattern is shown in figure 2.338

Figure 2.338: Regex visualization for pattern: 338





Event List	
Event	Frequency
protocol/udp type/A	3.224061766188429E-9
root/f-root	1.074687255396143E-9
root/m-root	1.074687255396143E-9
root/l-root	1.074687255396143E-9

Table 2.339: Top events found for the pattern: 339 (Section 2.339)

∴ 2.339 Pattern: 339

Information for pattern:

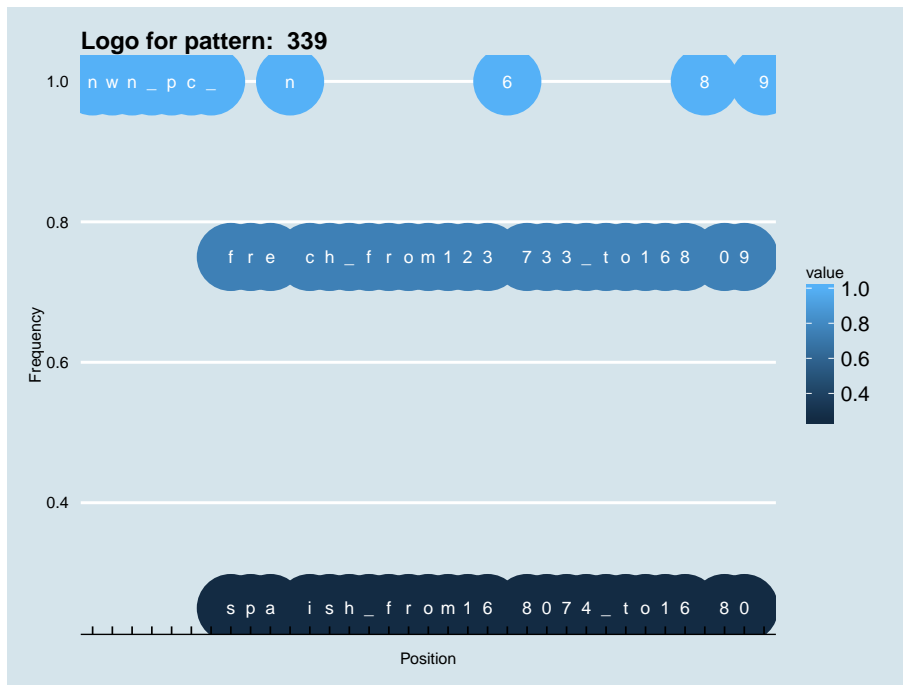
[n][w][n][\_][p][c][\_][f][r][e][n][c][h][\_][f][r][o]  
][m][1][2][3][6][7][3]{2}+[\_][t][o][1][6][8]{2}+[0  
][9]{2}+

- Records that match the regex: 「 3 」
- Corresponding ratio: 「 3.224061766188429E-9 」

Top events found for the pattern are shown in table 2.339. Visualization of the pattern is shown in figure 2.339



Figure 2.339: Regex visualization for pattern: 339





Event List	
Event	Frequency
protocol/udp	3.224061766188429E-9
root/h-root	3.224061766188429E-9
type/A	3.224061766188429E-9

Table 2.340: Top events found for the pattern: 340 (Section 2.340)

∴ 2.340 Pattern: 340

Information for pattern:

```
[w][e][b][s][c][r][i][p][t][s][\x{5c}][>bc]?+[>ar]
?+[>ae]?+[\x{20}>n]?+[>do]?+[hrw]?+[co]?+[lr]?+[ek]
]?+[sx]?+[tw]?+[>s]?+[1>]?+[0>]{0,2}+[>]?+[\x{20}>
]?+[eh]?+[y]?+[ip]?+[e]?+[r]?+[i]?+[no]?+[en]?+[\x
{20}t]?+[w][o][r][k][s][p]?+[ap]?+[c]?+[e]?+.{0,6}
+
```

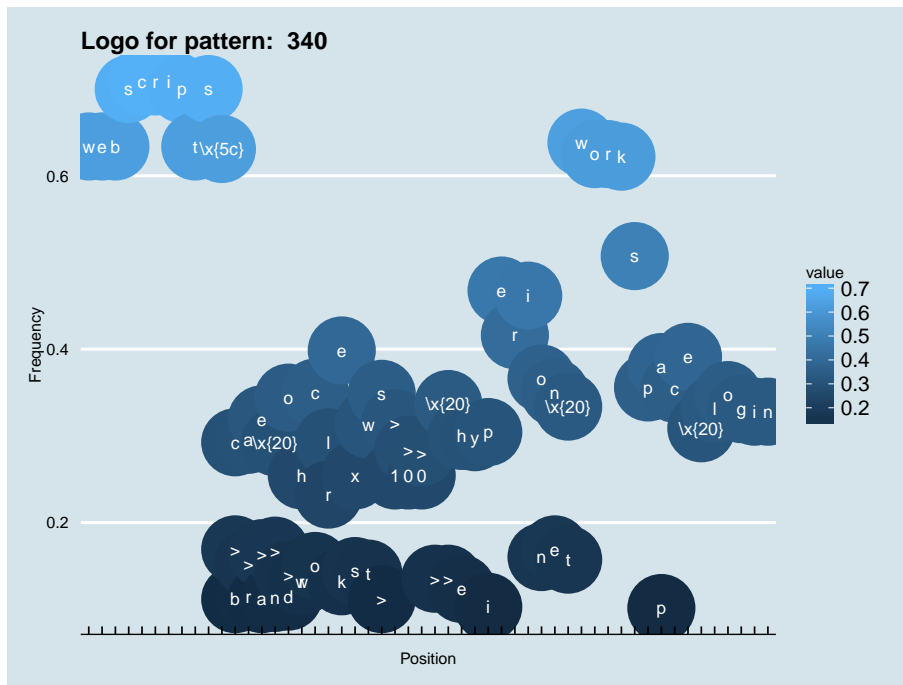
- Records that match the regex: 「 3 」
- Corresponding ratio: 「 3.224061766188429E-9 」

Top events found for the pattern are shown in table 2.340. Visualization of the pattern is shown in figure 2.340





Figure 2.340: Regex visualization for pattern: 340





Event List	
Event	Frequency
protocol/udp	3.224061766188429E-9
type/A	3.224061766188429E-9
root/l-root	2.149374510792286E-9
root/j-root	1.074687255396143E-9

Table 2.341: Top events found for the pattern: 341 (Section 2.341)

**:: 2.341 Pattern: 341**

Information for pattern:

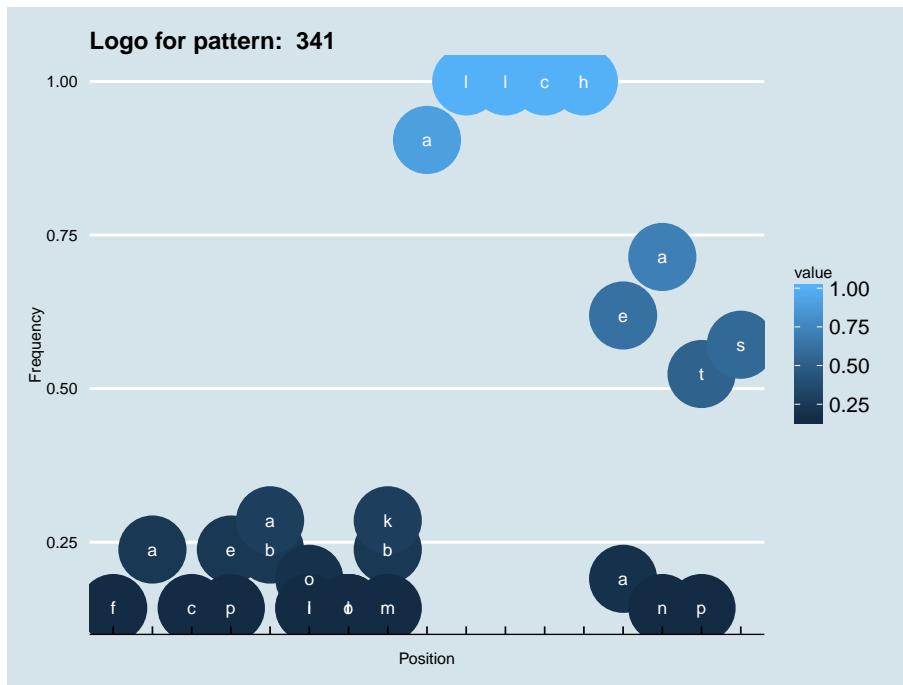
```
.{0,4}+[ab]?+[ilo]?+[lor]?+[bkm]?+[a][1]{2}+[c][h]  
[e][a][t][s]
```

- Records that match the regex: 「 3 」
- Corresponding ratio: 「 3.224061766188429E-9 」

Top events found for the pattern are shown in table 2.341. Visualization of the pattern is shown in figure 2.341



Figure 2.341: Regex visualization for pattern: 341





Event List	
Event	Frequency
protocol/udp	2.149374510792286E-9
type/A	2.149374510792286E-9
root/a-root	1.074687255396143E-9
root/c-root	1.074687255396143E-9

Table 2.342: Top events found for the pattern: 342 (Section 2.342)

**:: 2.342 Pattern: 342**

Information for pattern:

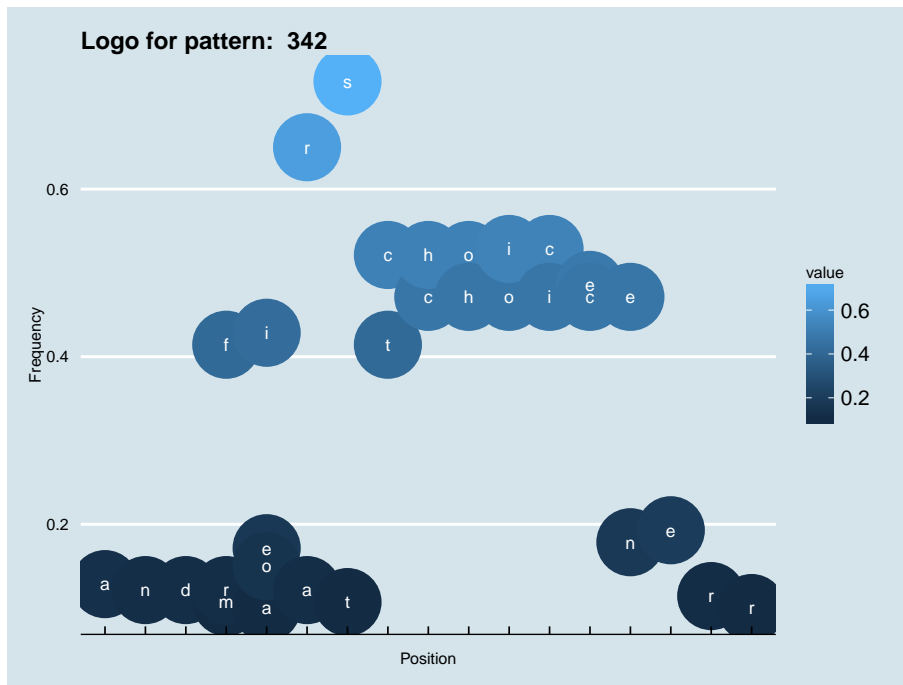
```
.{0,4}+[fmr]?+[aeio]?+[r][s][c][h][o][i][c][ce][en][e]?+.{0,5}+
```

- ▶ Records that match the regex: 「 2 」
- ▶ Corresponding ratio: 「 2.149374510792286E-9 」

Top events found for the pattern are shown in table 2.342. Visualization of the pattern is shown in figure 2.342



Figure 2.342: Regex visualization for pattern: 342



Event List	
Event	Frequency
protocol/udp	2.149374510792286E-9
type/A	2.149374510792286E-9
root/a-root	1.074687255396143E-9
root/j-root	1.074687255396143E-9

Table 2.343: Top events found for the pattern: 343 (Section 2.343)

### :: 2.343 Pattern: 343

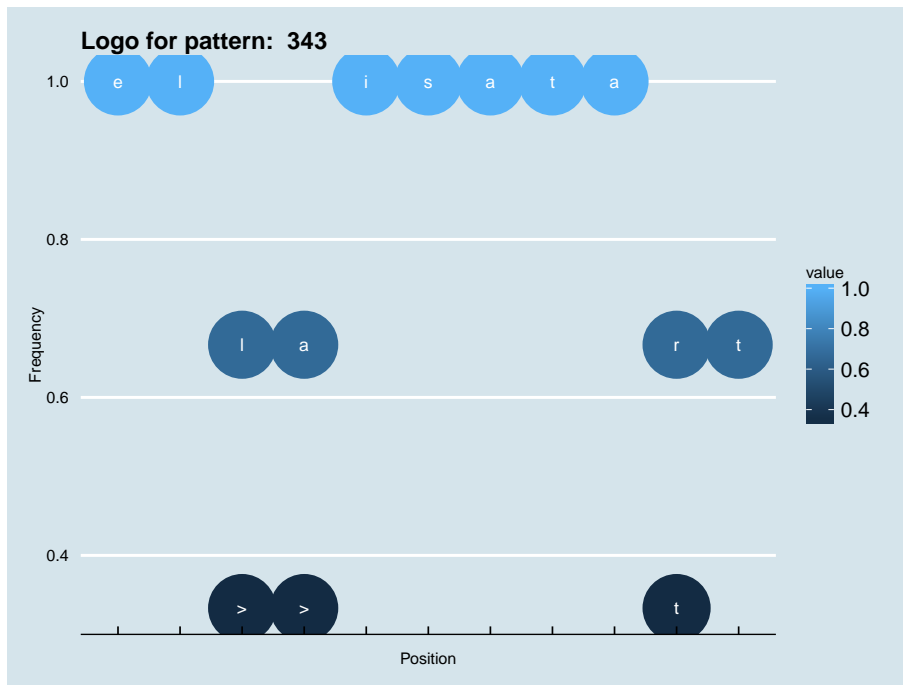
Information for pattern:

`[e][l]{2}+[a][i][s][a][t][a][r][t]`

- ▶ Records that match the regex: `[ 2 ]`
- ▶ Corresponding ratio: `[ 2.149374510792286E-9 ]`

Top events found for the pattern are shown in table 2.343. Visualization of the pattern is shown in figure 2.343

Figure 2.343: Regex visualization for pattern: 343





Event List	
Event	Frequency
protocol/udp	2.149374510792286E-9
root/i-root	1.074687255396143E-9
root/f-root	1.074687255396143E-9
type/AAAA	1.074687255396143E-9
type/A	1.074687255396143E-9

Table 2.344: Top events found for the pattern: 344 (Section 2.344)

**:: 2.344 Pattern: 344**

Information for pattern:

`.{0,54}+[i]?+[n]?+[t]?+[r]?+[i][n][t].{0,2}+`

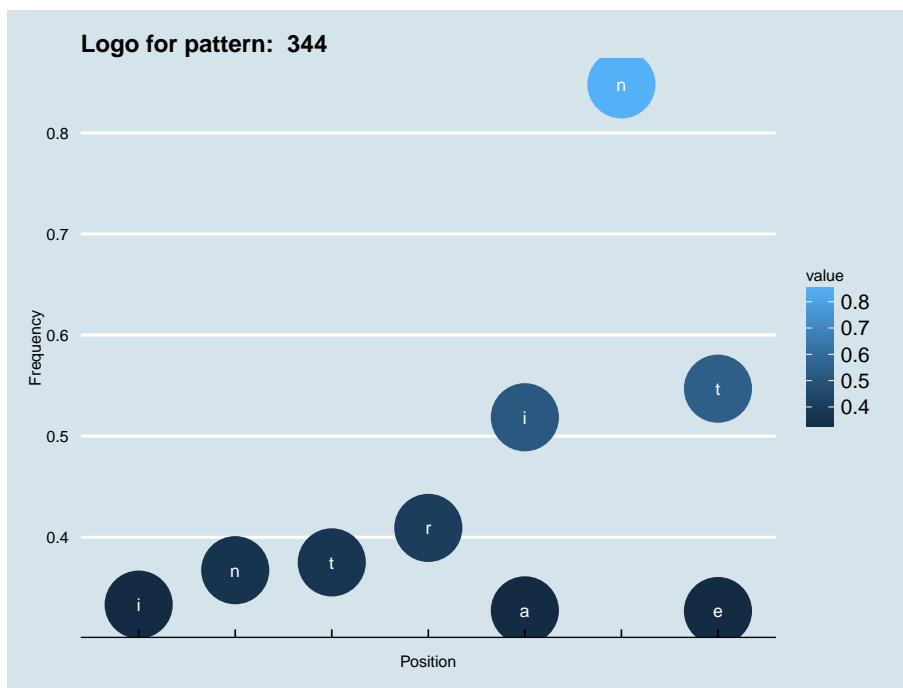
- Records that match the regex: 「 2 」
- Corresponding ratio: 「 2.149374510792286E-9 」

Top events found for the pattern are shown in table 2.344. Visualization of the pattern is shown in figure 2.344





Figure 2.344: Regex visualization for pattern: 344





Event List	
Event	Frequency
protocol/udp	2.149374510792286E-9
type/A	2.149374510792286E-9
root/f-root	1.074687255396143E-9
root/d-root	1.074687255396143E-9

Table 2.345: Top events found for the pattern: 345 (Section 2.345)

**:: 2.345 Pattern: 345**

Information for pattern:

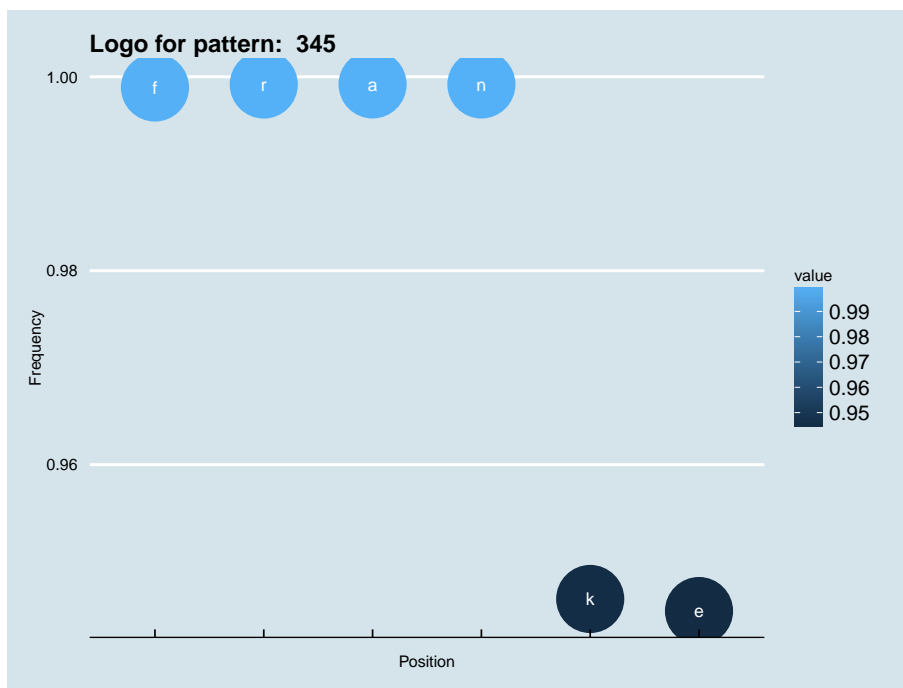
`.{0,29}+[f][r][a][n][k][e]`

- ▶ Records that match the regex: `[ 2 ]`
- ▶ Corresponding ratio: `[ 2.149374510792286E-9 ]`

Top events found for the pattern are shown in table 2.345. Visualization of the pattern is shown in figure 2.345



Figure 2.345: Regex visualization for pattern: 345



Event List	
Event	Frequency
protocol/udp	1.074687255396143E-9
root/a-root	1.074687255396143E-9
type/A	1.074687255396143E-9

Table 2.346: Top events found for the pattern: 346 (Section 2.346)

∴ 2.346 Pattern: 346

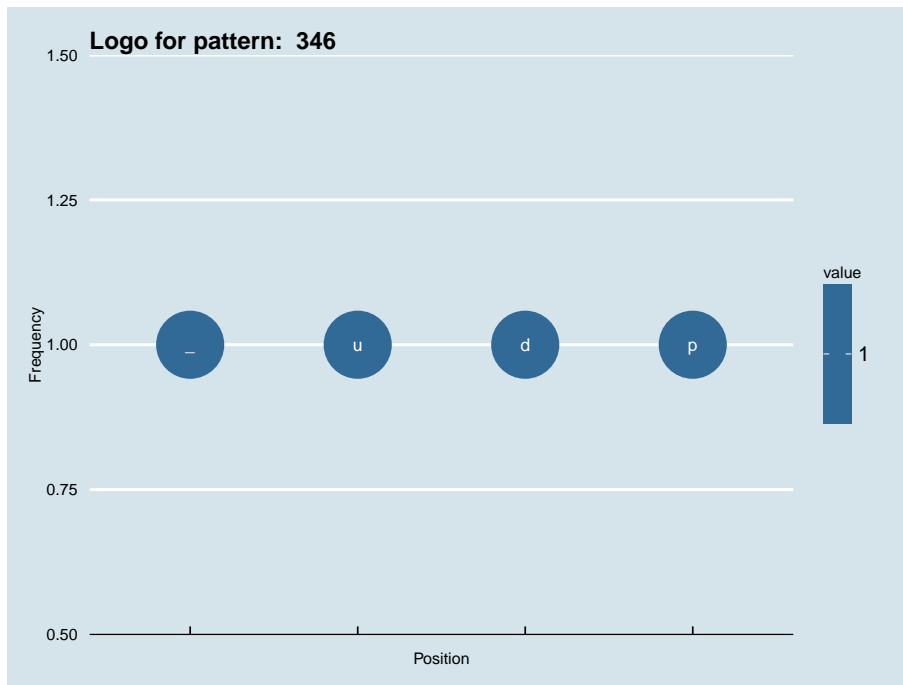
Information for pattern:

`.{0,12}+[_][u][d][p].{0,5}+`

- Records that match the regex: 「 1 」
- Corresponding ratio: 「 1.074687255396143E-9 」

Top events found for the pattern are shown in table 2.346. Visualization of the pattern is shown in figure 2.346

Figure 2.346: Regex visualization for pattern: 346



Event List	
Event	Frequency
root/i-root	1.074687255396143E-9
protocol/udp	1.074687255396143E-9
type/A	1.074687255396143E-9

Table 2.347: Top events found for the pattern: 347 (Section 2.347)

∴ 2.347 Pattern: 347

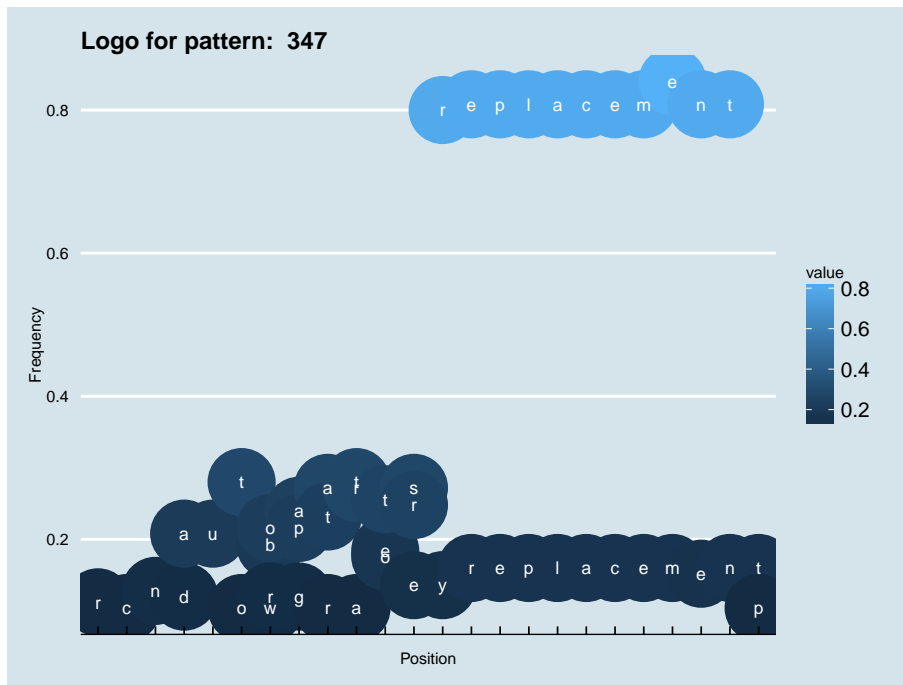
Information for pattern:

```
.{0,8}+[ad]?+[u]?+[ot]?+[borw]?+[agp][art]{2}+[eot]
][ers][r][e][p][l][a][c][e][m][e][n][t].{0,6}+
```

- Records that match the regex: [ 1 ]
- Corresponding ratio: [ 1.074687255396143E-9 ]

Top events found for the pattern are shown in table 2.347. Visualization of the pattern is shown in figure 2.347

Figure 2.347: Regex visualization for pattern: 347





Event List	
Event	Frequency
type/SRV	1.074687255396143E-9
protocol/udp	1.074687255396143E-9
root/c-root	1.074687255396143E-9

Table 2.348: Top events found for the pattern: 348 (Section 2.348)

**:: 2.348 Pattern: 348**

Information for pattern:

`.{0,8}+[_][m][s][d][c][s].{0,2}+`

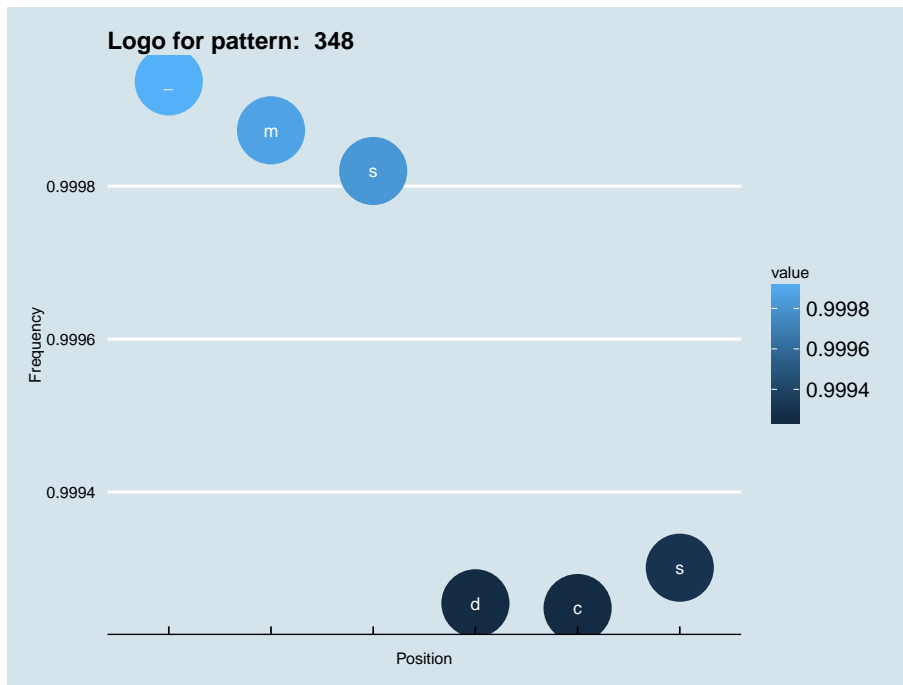
- ▶ Records that match the regex: 「 1 」
- ▶ Corresponding ratio: 「 1.074687255396143E-9 」

Top events found for the pattern are shown in table 2.348. Visualization of the pattern is shown in figure 2.348





Figure 2.348: Regex visualization for pattern: 348





Event List	
Event	Frequency
protocol/udp	1.074687255396143E-9
root/k-root	1.074687255396143E-9
type/A	1.074687255396143E-9

Table 2.349: Top events found for the pattern: 349 (Section 2.349)

∴ 2.349 Pattern: 349

Information for pattern:

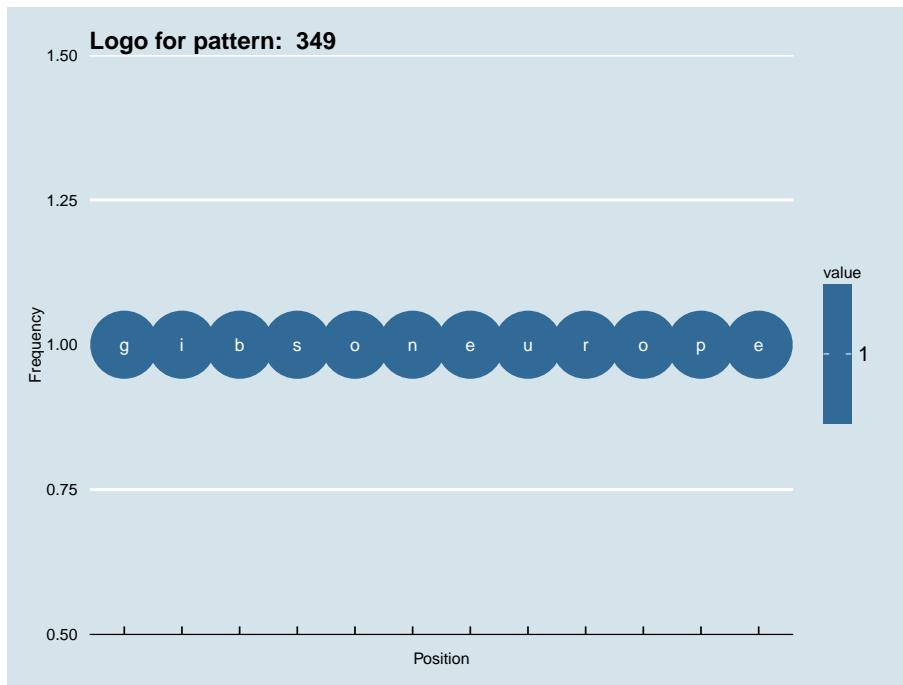
[g][i][b][s][o][n][e][u][r][o][p][e]

- Records that match the regex: 「 1 」
- Corresponding ratio: 「 1.074687255396143E-9 」

Top events found for the pattern are shown in table 2.349. Visualization of the pattern is shown in figure 2.349



Figure 2.349: Regex visualization for pattern: 349





Event List	
Event	Frequency
protocol/udp	1.074687255396143E-9
root/f-root	1.074687255396143E-9
type/A	1.074687255396143E-9

Table 2.350: Top events found for the pattern: 350 (Section 2.350)

**:: 2.350 Pattern: 350**

Information for pattern:

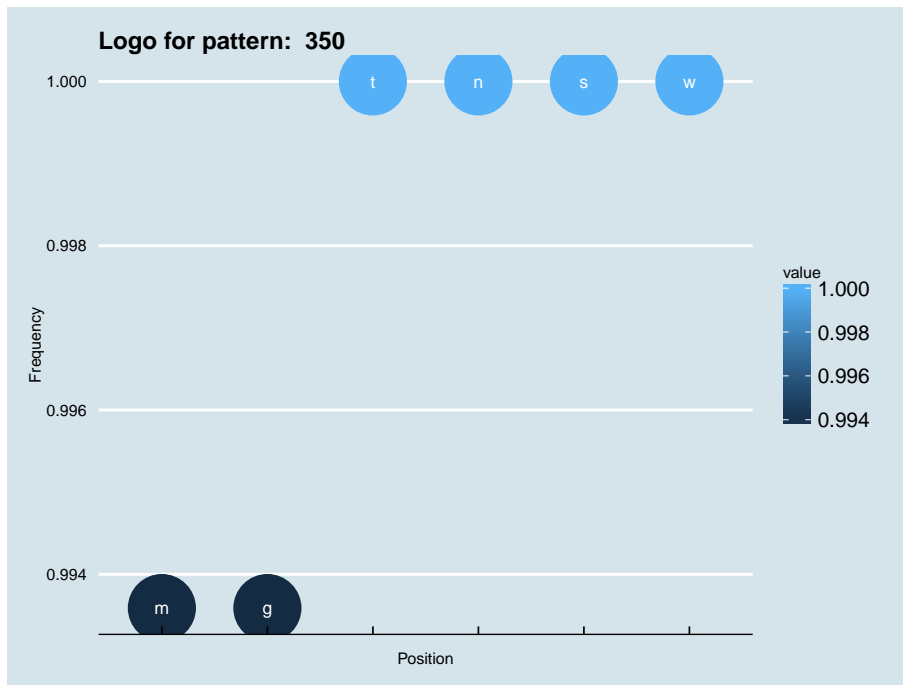
`.{0,3}+[m][g][t][n][s][w].?+`

- ▶ Records that match the regex: 「 1 」
- ▶ Corresponding ratio: 「 1.074687255396143E-9 」

Top events found for the pattern are shown in table 2.350. Visualization of the pattern is shown in figure 2.350



Figure 2.350: Regex visualization for pattern: 350





Event List	
Event	Frequency
protocol/udp	1.074687255396143E-9
root/a-root	1.074687255396143E-9
type/A	1.074687255396143E-9

Table 2.351: Top events found for the pattern: 351 (Section 2.351)

∴ 2.351 Pattern: 351

Information for pattern:

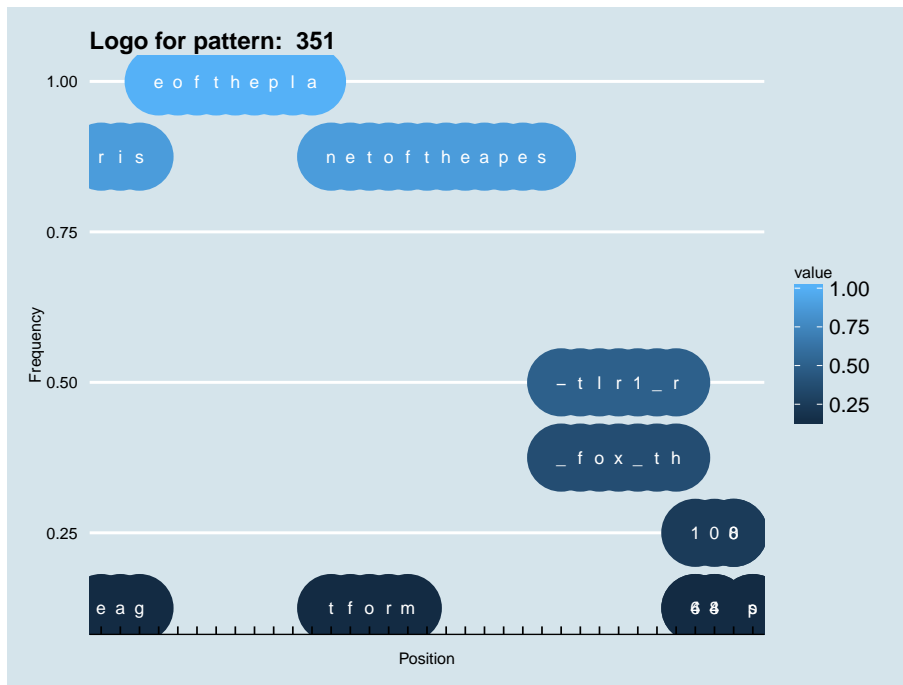
`[r][i][s][e][o][f][t][h][e][p][l][a][n][e][t][o][f][t][h][e][a][p][e][s][-][t][l][r][l][_][r].{0,4}+`

- Records that match the regex: `[ 1 ]`
- Corresponding ratio: `[ 1.074687255396143E-9 ]`

Top events found for the pattern are shown in table 2.351. Visualization of the pattern is shown in figure 2.351



Figure 2.351: Regex visualization for pattern: 351





Event List	
Event	Frequency
protocol/udp	1.074687255396143E-9
root/f-root	1.074687255396143E-9
type/A	1.074687255396143E-9

Table 2.352: Top events found for the pattern: 352 (Section 2.352)

∴ 2.352 Pattern: 352

Information for pattern:

[m][i][s][i][o][n][e][u][r][o][v][i][s][i][o][n]

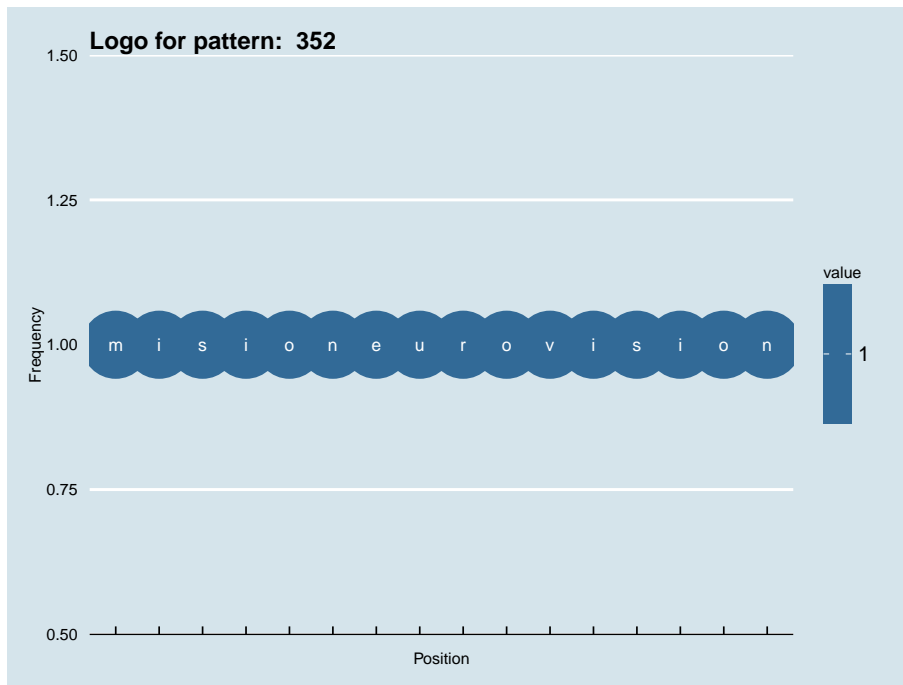
- Records that match the regex: [ 1 ]
- Corresponding ratio: [ 1.074687255396143E-9 ]

Top events found for the pattern are shown in table 2.352. Visualization of the pattern is shown in figure 2.352





Figure 2.352: Regex visualization for pattern: 352





Event List	
Event	Frequency
protocol/udp	1.074687255396143E-9
root/a-root	1.074687255396143E-9
type/A	1.074687255396143E-9

Table 2.353: Top events found for the pattern: 353 (Section 2.353)

∴ 2.353 Pattern: 353

Information for pattern:

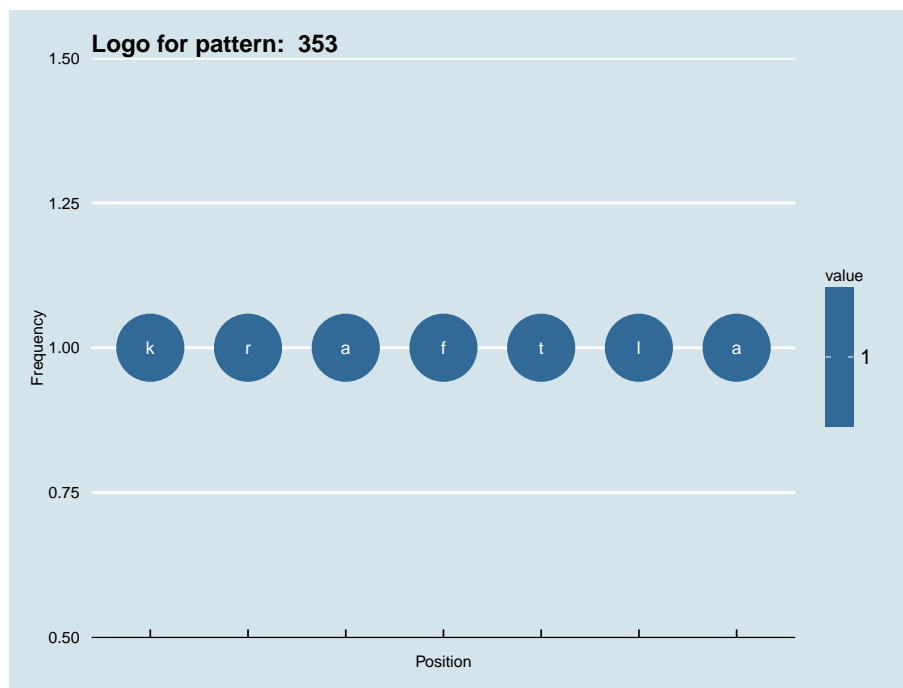
`.{0,3}+[k][r][a][f][t][l][a]`

- Records that match the regex: [ 1 ]
- Corresponding ratio: [ 1.074687255396143E-9 ]

Top events found for the pattern are shown in table 2.353. Visualization of the pattern is shown in figure 2.353



Figure 2.353: Regex visualization for pattern: 353





Event List	
Event	Frequency
protocol/udp	1.074687255396143E-9
root/m-root	1.074687255396143E-9
type/A	1.074687255396143E-9

Table 2.354: Top events found for the pattern: 354 (Section 2.354)

**:: 2.354 Pattern: 354**

Information for pattern:

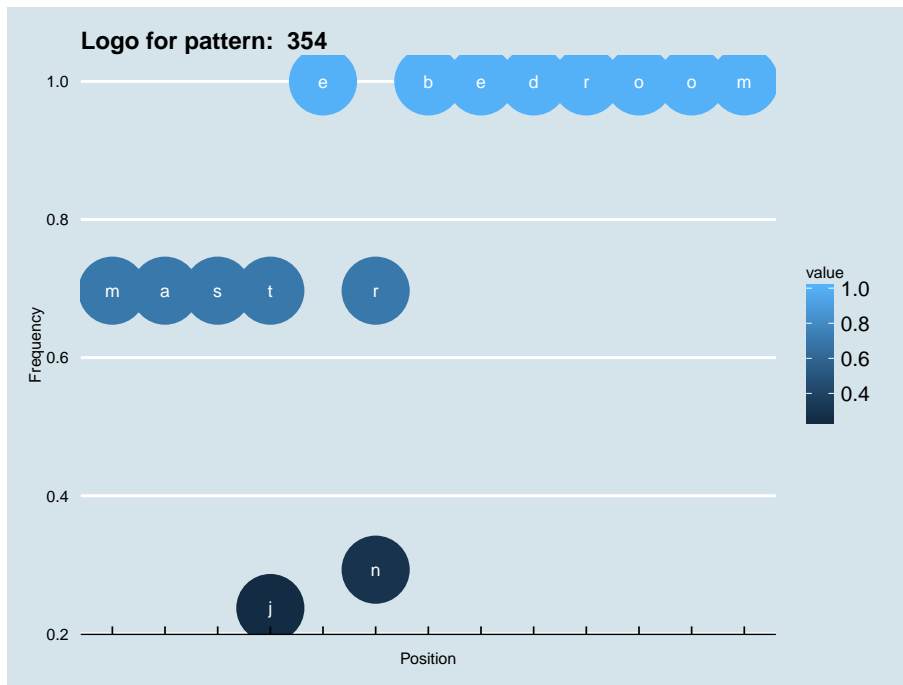
`.?+[m][a][s][t][e][r][b][e][d][r][o]{2}+[m]`

- ▶ Records that match the regex: 「 1 」
- ▶ Corresponding ratio: 「 1.074687255396143E-9 」

Top events found for the pattern are shown in table 2.354. Visualization of the pattern is shown in figure 2.354



Figure 2.354: Regex visualization for pattern: 354





Event List	
Event	Frequency
protocol/udp	1.074687255396143E-9
root/k-root	1.074687255396143E-9
type/A	1.074687255396143E-9

Table 2.355: Top events found for the pattern: 355 (Section 2.355)

**:: 2.355 Pattern: 355**

Information for pattern:

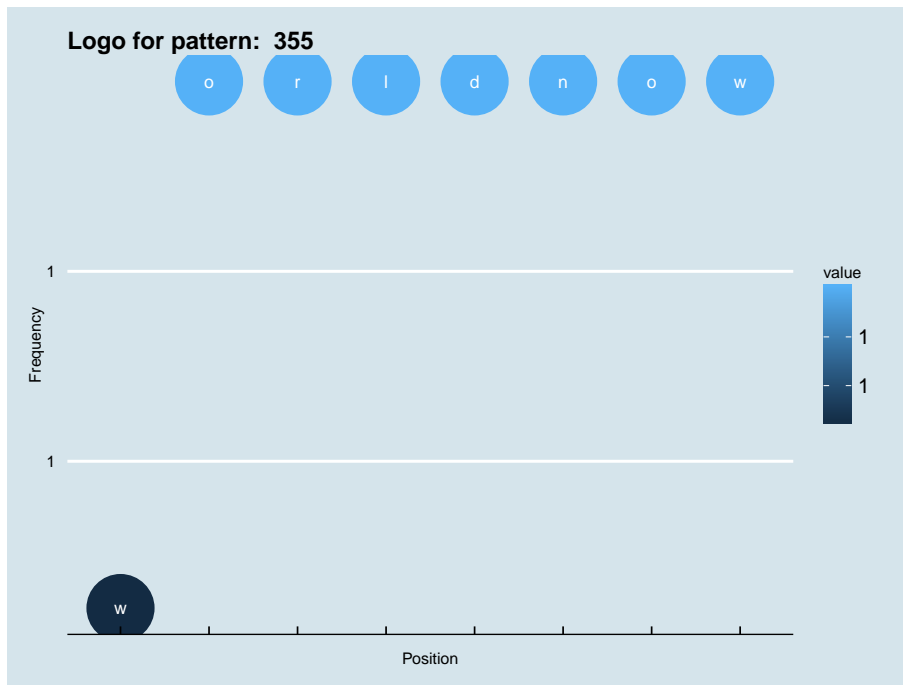
`.{0,11}+[w][o][r][l][d][n][o][w].{0,4}+`

- ▶ Records that match the regex: 「 1 」
- ▶ Corresponding ratio: 「 1.074687255396143E-9 」

Top events found for the pattern are shown in table 2.355. Visualization of the pattern is shown in figure 2.355



Figure 2.355: Regex visualization for pattern: 355





Event List	
Event	Frequency
protocol/udp	1.074687255396143E-9
root/f-root	1.074687255396143E-9
type/A	1.074687255396143E-9

Table 2.356: Top events found for the pattern: 356 (Section 2.356)

### :: 2.356 Pattern: 356

Information for pattern:

[p][r][o][d][w][o][r][l][d][n][o][w]

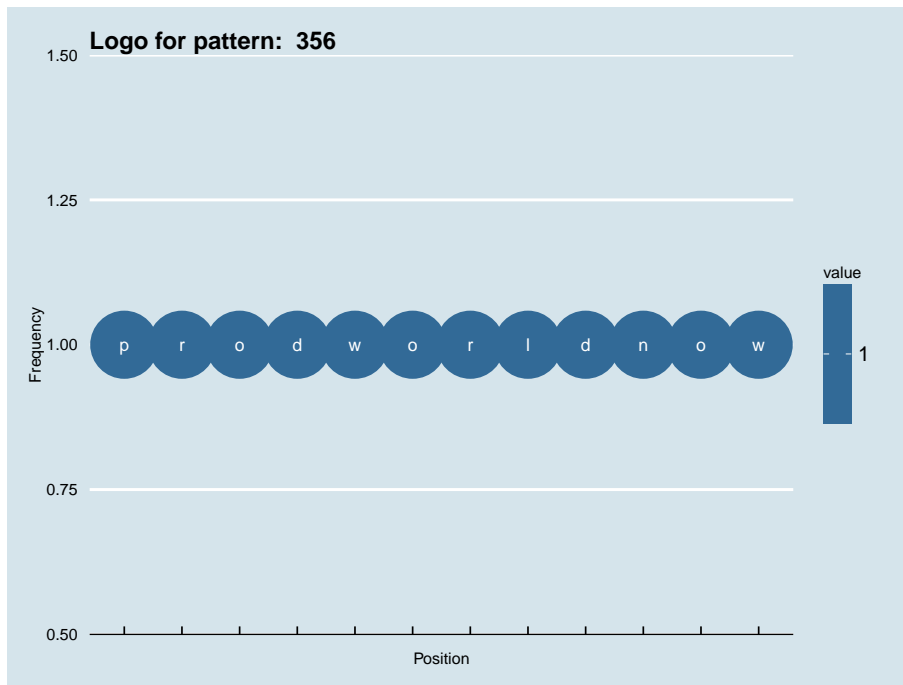
- Records that match the regex: [ 1 ]
- Corresponding ratio: [ 1.074687255396143E-9 ]

Top events found for the pattern are shown in table 2.356. Visualization of the pattern is shown in figure 2.356





Figure 2.356: Regex visualization for pattern: 356





Event List	
Event	Frequency
protocol/udp	1.074687255396143E-9
root/h-root	1.074687255396143E-9
type/A	1.074687255396143E-9

Table 2.357: Top events found for the pattern: 357 (Section 2.357)

∴ 2.357 Pattern: 357

Information for pattern:

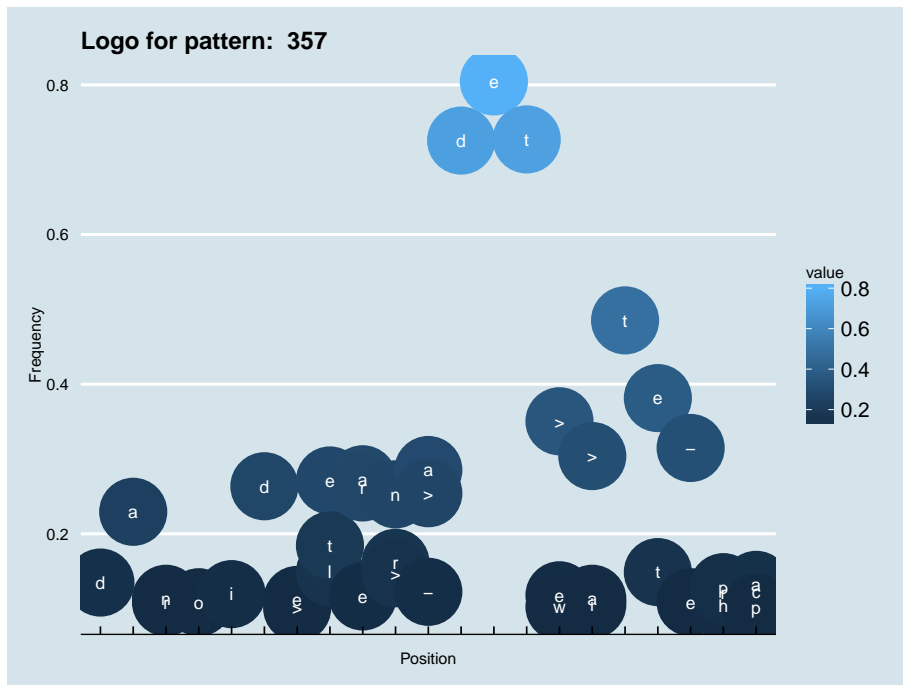
```
.{0,9}+[o]?+[i]?+[d]?+[>e]?+[elt][aer][>nr][->a][d]
][e][t][>ew][>ai]?+[t]?+[et]?+[-e]?+[hpr]?+[acp]?+
.{0,11}+
```

- Records that match the regex: 「 1 」
- Corresponding ratio: 「 1.074687255396143E-9 」

Top events found for the pattern are shown in table 2.357. Visualization of the pattern is shown in figure 2.357



Figure 2.357: Regex visualization for pattern: 357





Event List	
Event	Frequency
type/SRV	1.074687255396143E-9
protocol/udp	1.074687255396143E-9
root/c-root	1.074687255396143E-9

Table 2.358: Top events found for the pattern: 358 (Section 2.358)

∴ 2.358 Pattern: 358

Information for pattern:

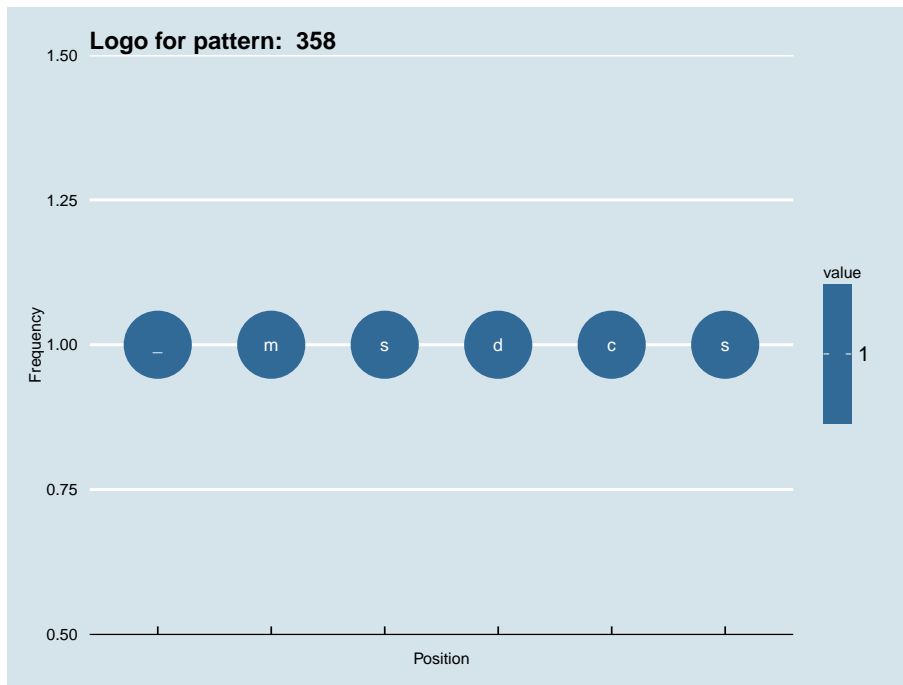
`.{0,39}+[_][m][s][d][c][s].{0,13}+`

- Records that match the regex: 「 1 」
- Corresponding ratio: 「 1.074687255396143E-9 」

Top events found for the pattern are shown in table 2.358. Visualization of the pattern is shown in figure 2.358



Figure 2.358: Regex visualization for pattern: 358





Event List	
Event	Frequency
protocol/udp	1.074687255396143E-9
root/l-root	1.074687255396143E-9
type/A	1.074687255396143E-9

Table 2.359: Top events found for the pattern: 359 (Section 2.359)

∴ 2.359 Pattern: 359

Information for pattern:

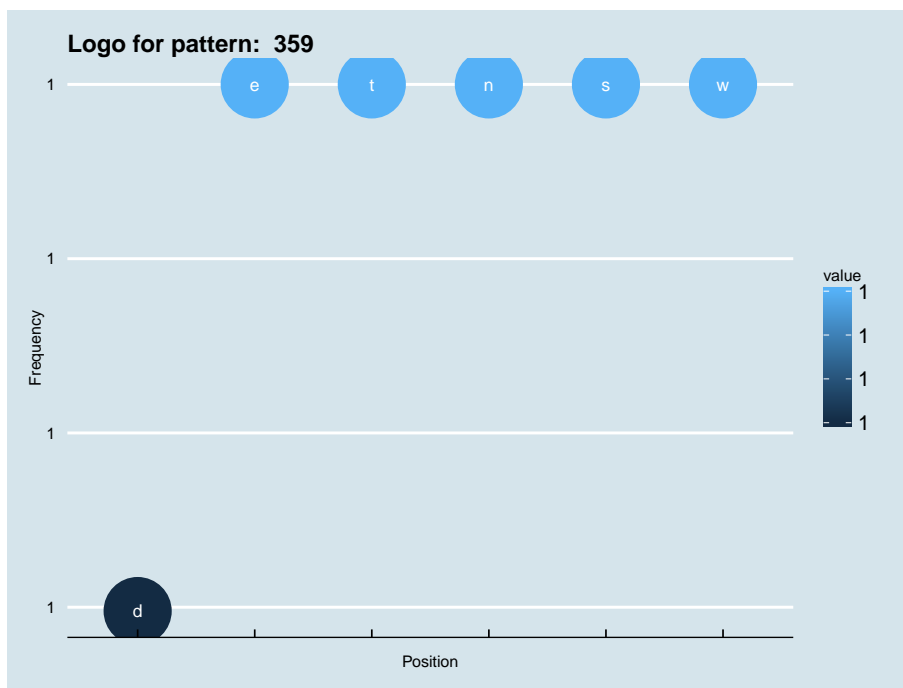
`.{0,7}+[d][e][t][n][s][w]`

- Records that match the regex: [ 1 ]
- Corresponding ratio: [ 1.074687255396143E-9 ]

Top events found for the pattern are shown in table 2.359. Visualization of the pattern is shown in figure 2.359



Figure 2.359: Regex visualization for pattern: 359





Event List	
Event	Frequency
protocol/udp	1.074687255396143E-9
root/m-root	1.074687255396143E-9
type/A	1.074687255396143E-9

Table 2.360: Top events found for the pattern: 360 (Section 2.360)

∴ 2.360 Pattern: 360

Information for pattern:

[c][a][r][%][2][0][p][r][i][c][e][s][lpr][eo][t][n  
t][ls][%e][3t][dn][sv][e][3eh][di][cv][el][eh][e][  
cen][elq][eu][i][inr][qy][\_eu][e][n][%ny][2\_][6e][  
nw][%f][e][6ev][e][n][et][%v][3e][dn][lt][%ei][n][  
dkn]


- Records that match the regex: 「 1 」
- Corresponding ratio: 「 1.074687255396143E-9 」

Top events found for the pattern are shown in table 2.360. Visualization of the pattern is shown in figure 2.360





Figure 2.360: Regex visualization for pattern: 360





Event List	
Event	Frequency
protocol/udp	1.074687255396143E-9
root/f-root	1.074687255396143E-9
type/A	1.074687255396143E-9

Table 2.361: Top events found for the pattern: 361 (Section 2.361)

∴ 2.361 Pattern: 361

Information for pattern:

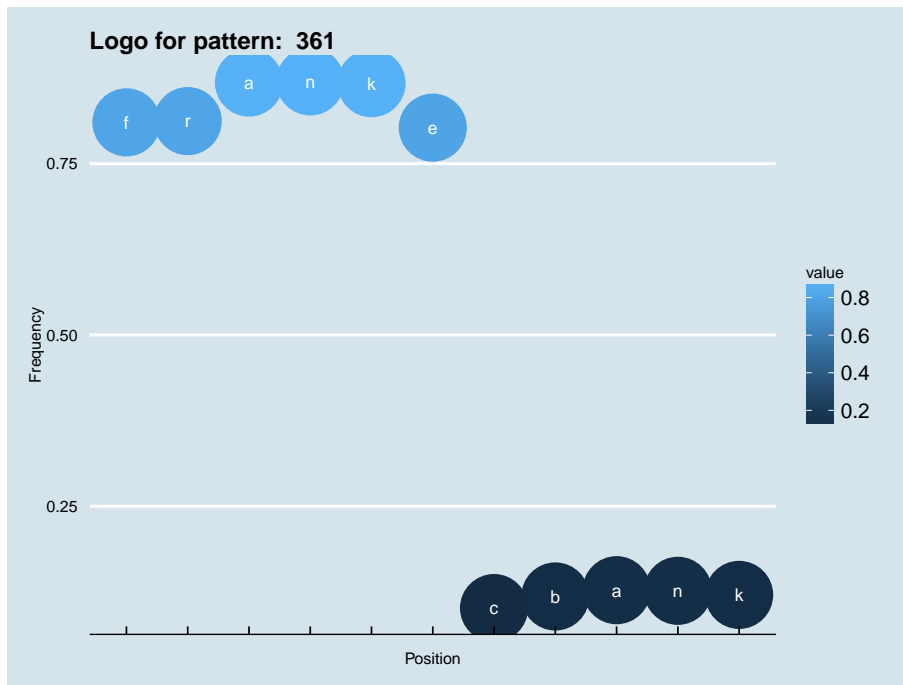
`.{0,35}+[f][r][a][n][k][e].{0,22}+`

- Records that match the regex: 「 1 」
- Corresponding ratio: 「 1.074687255396143E-9 」

Top events found for the pattern are shown in table 2.361. Visualization of the pattern is shown in figure 2.361



Figure 2.361: Regex visualization for pattern: 361





Event List	
Event	Frequency
protocol/udp	1.074687255396143E-9
root/l-root	1.074687255396143E-9
type/A	1.074687255396143E-9

Table 2.362: Top events found for the pattern: 362 (Section 2.362)

**:: 2.362 Pattern: 362**

Information for pattern:

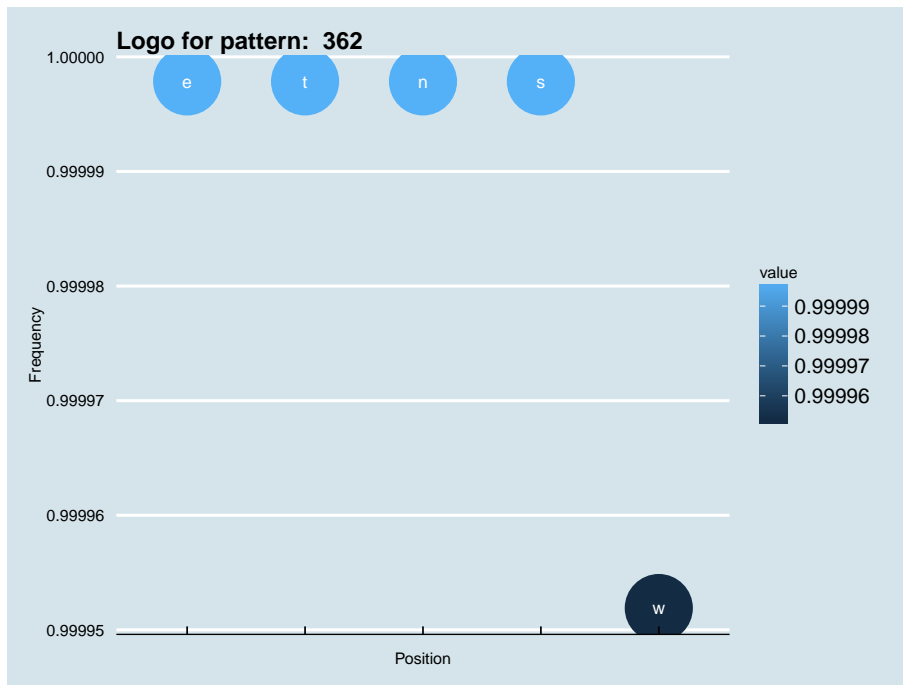
`.{0,8}+[e][t][n][s][w]`

- ▶ Records that match the regex: 「 1 」
- ▶ Corresponding ratio: 「 1.074687255396143E-9 」

Top events found for the pattern are shown in table 2.362. Visualization of the pattern is shown in figure 2.362



Figure 2.362: Regex visualization for pattern: 362





Event List	
Event	Frequency
type/SRV	1.074687255396143E-9
protocol/udp	1.074687255396143E-9
root/c-root	1.074687255396143E-9

Table 2.363: Top events found for the pattern: 363 (Section 2.363)

**:: 2.363 Pattern: 363**

Information for pattern:

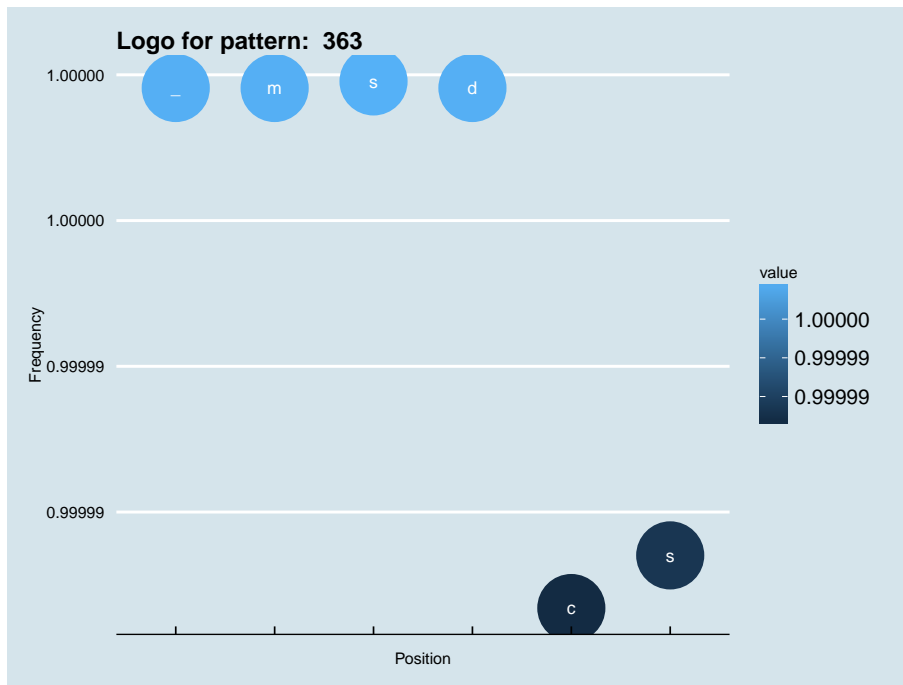
`.{0,6}+[_][m][s][d][c][s].{0,11}+`

- ▶ Records that match the regex: 「 1 」
- ▶ Corresponding ratio: 「 1.074687255396143E-9 」

Top events found for the pattern are shown in table 2.363. Visualization of the pattern is shown in figure 2.363



Figure 2.363: Regex visualization for pattern: 363





Event List	
Event	Frequency
protocol/udp	1.074687255396143E-9
root/k-root	1.074687255396143E-9
type/A	1.074687255396143E-9

Table 2.364: Top events found for the pattern: 364 (Section 2.364)

**:: 2.364 Pattern: 364**

Information for pattern:

`.{0,55}+[f][r][i][t][z]`

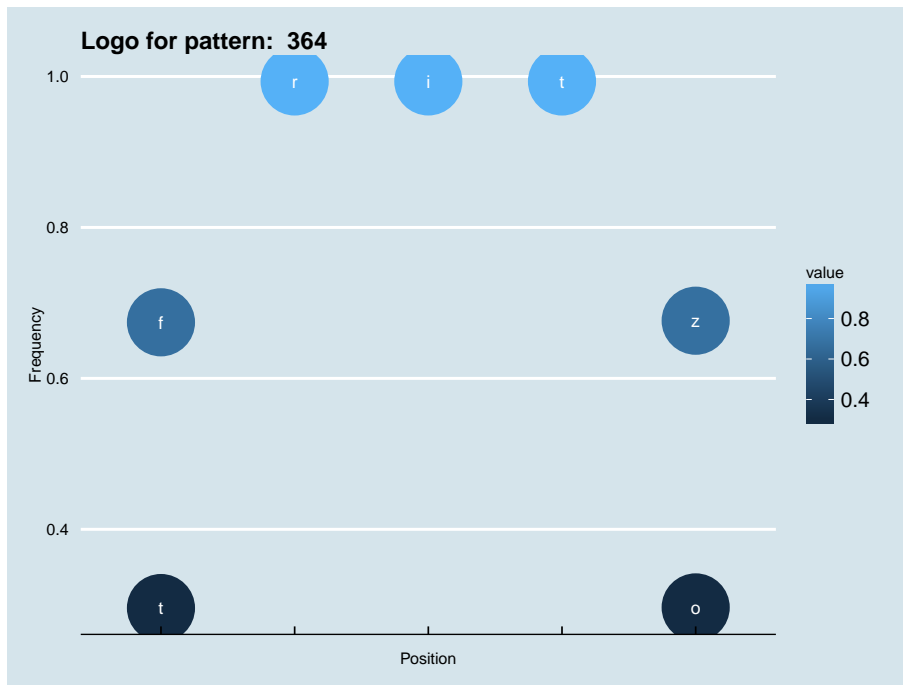
- ▶ Records that match the regex: 「 1 」
- ▶ Corresponding ratio: 「 1.074687255396143E-9 」

Top events found for the pattern are shown in table 2.364. Visualization of the pattern is shown in figure 2.364





Figure 2.364: Regex visualization for pattern: 364





Event List	
Event	Frequency
protocol/udp	1.074687255396143E-9
root/m-root	1.074687255396143E-9
type/A	1.074687255396143E-9

Table 2.365: Top events found for the pattern: 365 (Section 2.365)

∴ 2.365 Pattern: 365

Information for pattern:

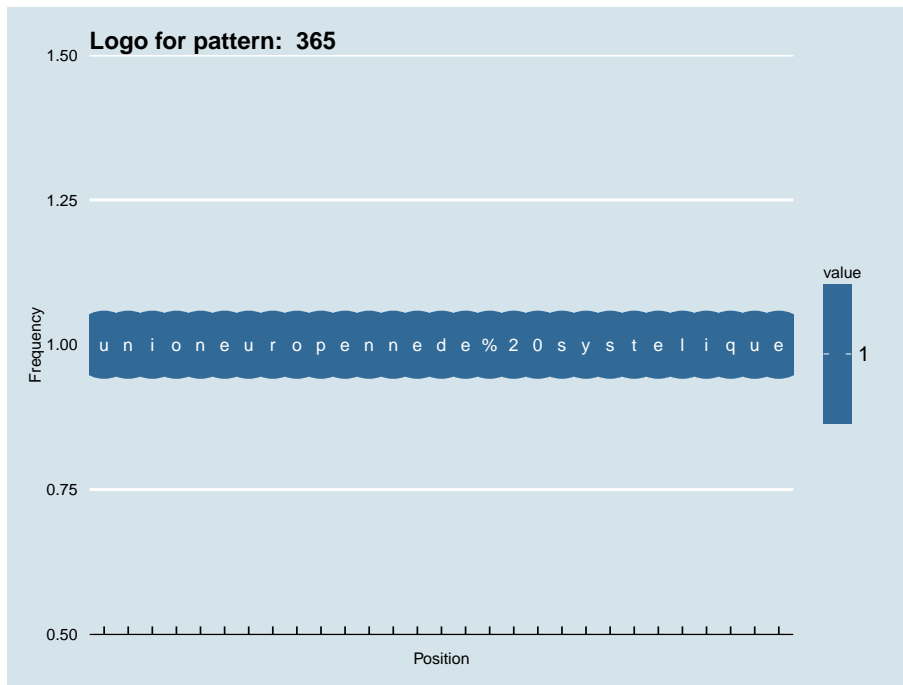
[u][n][i][o][n][e][u][r][o][p][e][n]{2}+[e][d][e][%][2][0][s][y][s][t][e][l][i][q][u][e]

- Records that match the regex: [ 1 ]
- Corresponding ratio: [ 1.074687255396143E-9 ]

Top events found for the pattern are shown in table 2.365. Visualization of the pattern is shown in figure 2.365



Figure 2.365: Regex visualization for pattern: 365



Event List	
Event	Frequency
protocol/udp	1.074687255396143E-9
root/a-root	1.074687255396143E-9
type/A	1.074687255396143E-9

Table 2.366: Top events found for the pattern: 366 (Section 2.366)

### :: 2.366 Pattern: 366

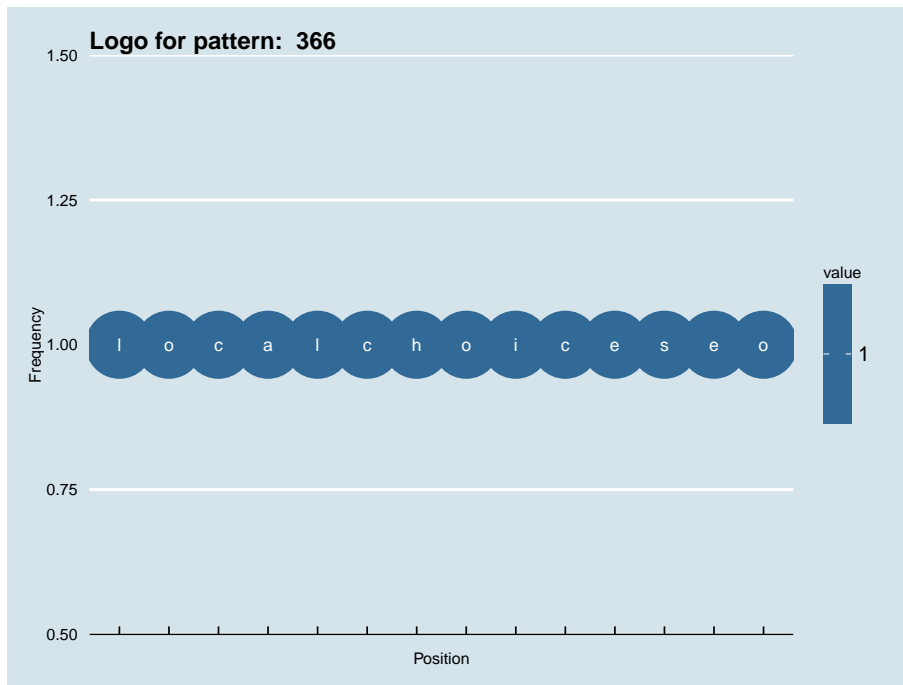
Information for pattern:

`[l][o][c][a][l][c][h][o][i][c][e][s][e][o]`

- Records that match the regex: 「 1 」
- Corresponding ratio: 「 1.074687255396143E-9 」

Top events found for the pattern are shown in table 2.366. Visualization of the pattern is shown in figure 2.366

Figure 2.366: Regex visualization for pattern: 366





∴ **2.367 Contact Information**

- ▶ Contact name: Arnaldo Muller-Molina
- E-mail: [arnoldoMuller@simmachines.com](mailto:arnoldoMuller@simmachines.com)
- Phone: +1 (260) 632-7378
- Address: 222 W. Merchandise Mart Plaza, #1225 Chicago, IL 60654



## BIBLIOGRAPHY

- [1] T.F. Smith and M.S. Waterman. Identification of common molecular subsequences. *Journal of Molecular Biology*, 147(1):195 -- 197, 1981.
- [2] G. D. Stormo, T. D. Schneider, L. Gold, and A. Ehrenfeucht. Use of the 'Perceptron' algorithm to distinguish translational initiation sites in E. coli. *Nucleic acids research*, 10(9):2997--3011, May 1982.



# Appendix B: Vertical Study

---

*Representative Strings per applied-for TLD (Revised)*





# Namespace Expansion (Rev)

Arnoldo J. Müller-Molina  
simMachines

arnoldoMuller@simmachines.com

Jeff Schmidt

JAS Global Advisors

jschmidt@jasadvisors.com

Kevin White

JAS Global Advisors

kwhite@jasadvisors.com

## Abstract

In this study, we analyze nonexistent domain (NXD) responses issued from the Root Nameservers in response to queries for names within proposed new Generic Top Level Domains (gTLDs). We focus our analysis on the Second Level Domain (SLD) strings in these queries and, where available, the IP addresses making the queries to the Root.

The Study provides statistics concerning the entire population of queries resulting in NXD responses, as well as details for each of the proposed new gTLDs. The data is based on the "Day In The Life" (DITL) data collected by the DNS-OARC.



# EXECUTIVE SUMMARY

## :: 1.1 Introduction

In this study, we analyze nonexistent domain (NXD) responses issued from the Root Nameservers in response to queries for names within proposed new Generic Top Level Domains (gTLDs). We focus our analysis on the Second Level Domain (SLD) strings in these queries and, where available, the IP addresses making the queries to the Root.

The study provides statistics concerning the entire population of queries resulting in NXD responses, as well as details for each of the proposed new gTLDs. The data is based on the "Day In The Life" (DITL) data collected by the DNS-OARC<sup>1</sup> for years 2012 and 2013.

## :: 1.2 Method Overview

This report compiles statistics about the relationship of different SLDs and their corresponding gTLD strings by analyzing the names being queried (QNAMEs) in textual representation. By taking into account the frequency distribution of each string, we select a subset of "representative" SLDs for each gTLD. The objective is to identify over-represented SLDs in the DITL-2013 and DITL-2012 data-sets. Certain SLD patterns have been abstracted to the Interisle categories<sup>2</sup> to make the analysis compat-

---

<sup>1</sup><https://www.dns-oarc.net/oarc/data/ditl>

<sup>2</sup><http://www.icann.org/en/about/staff/security/ssr/name-collision-02aug13-en.pdf> Tables 10-11 (page 47) of that report define the "INCATx" categories we use in this report. The

ible with previous works.

We also select a global list of representative SLDs that provide a high-level overview of the most common SLDs in the entire data-set. In Table 1.1, we show an interesting result of the study. When examining each of the rows, the column ``a-oR'' reflects the percentage of records the SLD and its predecessors cover. By filtering out a certain SLD, you will have removed  $X$  amount of NXD records, globally. For example, in row 3, if the SLD class ``INCATC'' and the SLDs above it are removed, you will have reduced 66.11% of the NXD queries of the entire data-set.

In Section 1.3 we describe several terms using in the document along with the methods employed. Section 1.5 lists the number of SLDs per gTLD dump file that are considered representative. Section 1.6 enumerates gTLDs that have a list of non-representative (uncategorized) records greater than 50,000. Finally, part 2 compiles a comprehensive analysis for each gTLD.

### :: 1.3 Definitions & Methods

The experiment's input includes a set  $G$  of 1,300+ dump files for each gTLD with the following format:

```
<tld> <sld> <root-server> <ip> <qname>
```

Let  $count_{sld,g}$  be the number of records in the gTLD dump file  $g \in G$  for SLD  $sld$ . We display counts in parts per million (PPM). We define the *SLD diversity* (sldDiv) as:

$$sldDiv_{sld,g} = \frac{count_{sld,g}}{|g|} \quad (1.1)$$

where  $|g|$  is the number of records in  $g$  and  $count_{sld,g}$  is the number of records of a specific  $sld$  associated with  $g$ . We also calculate the *observed ratio* (oR) which is the ratio of the number of records of a specific SLD to the total number of records of the experiment  $N$ .

$$oR_{sld,g} = \frac{count_{sld,g}}{N} \quad (1.2)$$

Intermediate data files were used as input to our processing. The details of these intermediate files can be found here:

<https://github.com/JASKevinWhite/dns-oarc>

Additional information about DITL file pre-processing may be found here:

<https://www.dns-oarc.net/node/332>

first row of the table is INCATA, the second is INCATB, etc.



### : Filtering

The data is very clearly describing a "long tail" occurrence. That is, while a few SLDs might occur frequently for a particular TLD, the vast majority of the SLDs that might result in collisions happen very, very rarely. How to characterize the long tail and where to establish thresholds is always difficult when analyzing such a data-set. How do we present the risk in an understandable way? We chose a risk-oriented threshold that is familiar to readers, namely, the probability of being killed in an air carrier crash (approximately 1 in 2,067,000). If we look at any single new TLD, the vast majority of SLDs that could present a collision occur less frequently than the one in two-million-plus probability (and others occur with about that probability). There is risk inherent in interacting on the Internet just as there is risk inherent in boarding an aircraft; our intent is to help scale and understand the risks in terms that many face frequently. Note also that our data-set is limited to the number of queries referencing an applied-for new gTLD so the many billions of queries to the root that did not request a new gTLD are not included in our probability divisor. Said differently, the probability when considering the entire data-set of root queries (not just the new gTLD queries) is billions of times lower. So we believe this is a conservative approach.

In order to select a list of representative SLDs, we calculate  $\phi$  percentiles of each  $sldDiv$  over the distribution for all dump files. The standardized  $sldDiv$  values are called  $\phi$ - $sldDiv$  in this document. In this study, we capture SLDs whose  $\phi$ - $sldDiv \geq 0.977$  as it is the equivalent area of two standard deviations. We denote such records as *representative*. Furthermore, we define *non-representative* SLDs as those who are not representative but their  $oR_{sld,g} \geq \frac{1.0}{2067000}$ .

This set of SLDs is considered as representative and it is captured to identify NXD SLDs that may not be as common globally but locally common to a single gTLD. Those SLDs whose  $\phi$ - $sldDiv$  is smaller than 0.977 are considered non-representative.

### : Source Diversity

We also studied the number of IPs that "hit" an specific SLD string or group in a given gTLD dump file. We call this measurement the *source diversity* ( $srcDiv$ ):

$$srcDiv_{sld,g} = \frac{ipcount_{sld,g}}{|g_{sld}|} \quad (1.3)$$

Where  $ipcount_{sld,g}$  is the number of unique IP sources detected for SLD  $sld$  in gTLD dump file  $g$ . The term  $|g_{sld}|$  is the number of records that contain the SLD  $sld$  in gTLD dump file  $g$ .

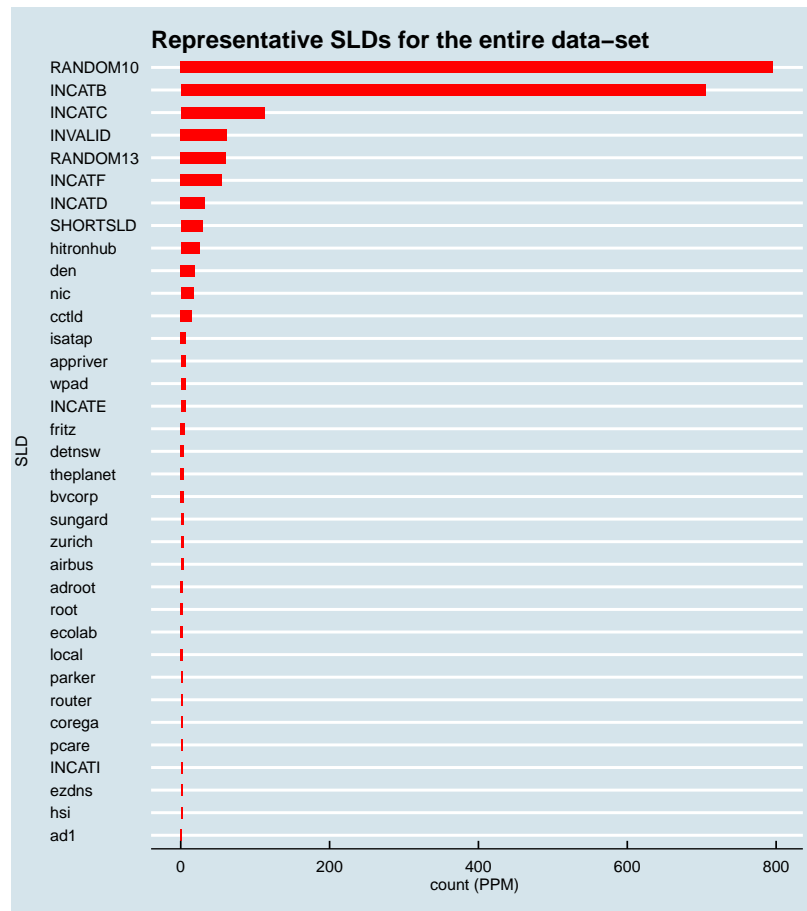


Figure 1.1: Representative SLDs in the entire experiment. The x axis displays number of times (in parts per million) the corresponding SLD was found in the gTLD. The y axis displays the most representative SLDs in the entire data-set.

## 1.4 Representative SLDs: A Global Overview

► All SLDs  
Total SLDs: 7091  
a-oR: 89.512%

In this section, we collect representative SLDs related to all gTLDs. We found 7091 unique SLDs. A total of 2184241040 records were considered significant, and they comprise 89.512% of the entire data-set. The total number of records is: 2440167522. The filters that we applied, reduced the data-set to: 2238475906 records. Table 1.1 shows the top 35 SLDs ordered by oR. Figure 1.1 shows the most common SLDs in the entire data-set. Figure 1.2 shows the binned scatter-plot of srcDiv and sldDiv.



Individual SLD descriptors for the whole data-set				
count (ppm)	Avg. sldDiv	oR	SLD	a-oR
796.103	0.082	0.326	RANDOM10	32.625%
704.869	0.150	0.289	INCATB	61.511%
112.239	0.102	0.046	INCATC	66.111%
61.843	0.130	0.025	INVALID	68.645%
60.893	0.075	0.025	RANDOM13	71.140%
55.095	0.115	0.023	INCATF	73.398%
32.530	0.034	0.013	INCATD	74.731%
28.920	0.056	0.012	SHORTSLD	75.917%
25.262	0.018	0.010	hitronhub	76.952%
19.404	0.883	0.008	den	77.747%
17.402	0.029	0.007	nic	78.460%
14.879	0.120	0.006	cctld	79.070%
6.714	0.025	0.003	isatap	79.345%
6.580	0.025	0.003	appriver	79.615%
6.328	0.034	0.003	wpad	79.874%
6.180	0.125	0.003	INCATE	80.127%
6.012	0.701	0.002	fritz	80.374%
4.703	0.607	0.002	detnsw	80.566%
4.404	0.728	0.002	theplanet	80.747%
4.291	0.016	0.002	bvcorp	80.923%
4.005	0.015	0.002	sungard	81.087%
3.747	0.059	0.002	zurich	81.240%
3.533	0.013	0.001	airbus	81.385%
3.326	0.181	0.001	adroot	81.522%
3.052	0.029	0.001	root	81.647%
2.918	0.011	0.001	ecolab	81.766%
2.865	0.011	0.001	local	81.884%
2.556	0.010	0.001	parker	81.988%
2.522	0.154	0.001	router	82.092%
2.277	0.002	9.33E-4	corega	82.185%
2.161	0.543	8.86E-4	pcare	82.274%
2.161	0.040	8.85E-4	INCATI	82.362%
2.090	0.738	8.56E-4	ezdns	82.448%
2.075	0.004	8.5E-4	hsi	82.533%
1.868	0.064	7.66E-4	ad1	82.609%

Table 1.1: Top 35 most significant SLDs for the entire data-set. The entire SLD list holds 89.512% of the total number of entries for the entire experiment. **count** represents the number of records found for the SLD in the entire data-set (in parts per million). **Avg. sldDiv** is the average sldDiv value of each SLD. **oR** is the ratio of raw count to the total number of records of the experiment. **a-oR** is the cumulative oR. When possible, the SLD field is described as a broad category. Lacking a category describing the string, a specific SLD string appears in this field. Categories are based on those initially described by [Interisle Consulting](#).

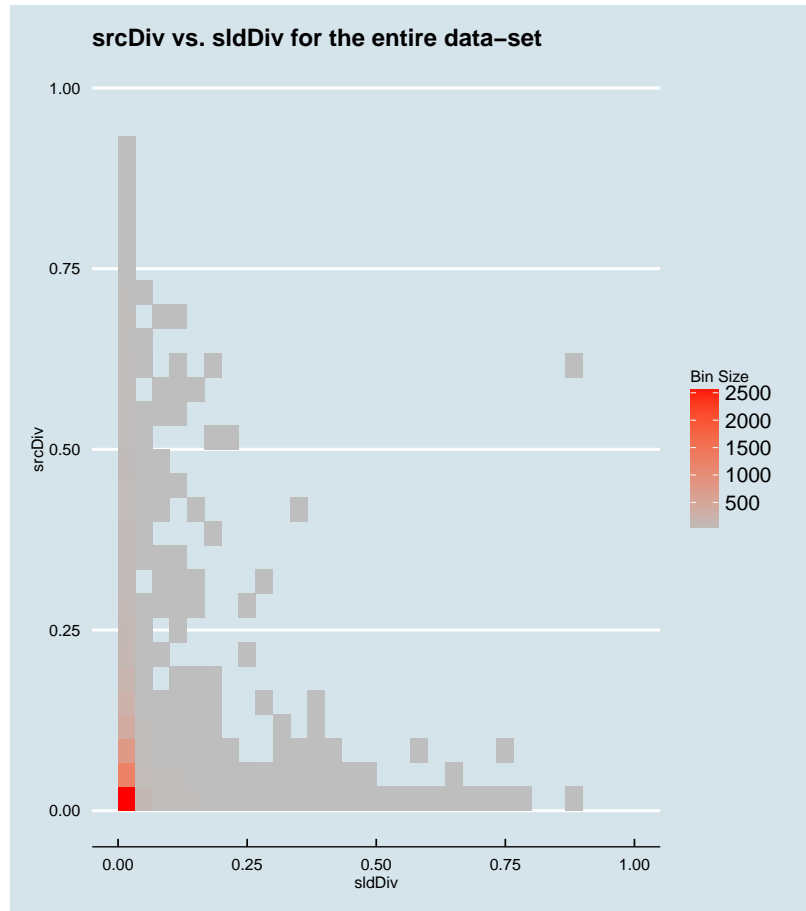


Figure 1.2: Binned scatter-plot of srcDiv and sldDiv for the entire data-set.

## :: 1.5 gTLDs by Frequency of Occurrence

The DITL-2012 and DITL-2013 contain about 34 billion records in total and about 2 billion NXD records. Due to the large amount of information a large amount of noise is to be expected. In order to reduce noise, we apply filters to the aggregate data-set.

As we explained in Section 1.3, the following filters have been applied to the entire data-set in order to reduce noise:

- sldDivF: We only accept records whose  $\phi$ -sldDiv  $\geq 0.977^3$ .

<sup>3</sup>The equivalent area of two standard deviations.

- oRF: We only accept records whose oR value  $\geq \frac{1.0}{2067000}$ <sup>4</sup>.

Table 1.3 shows the number of SLDs or SLD categories identified after applying the filters.

gTLDs by Frequency of Occurrence			
TLD	SLD count	NRep	Section
{.corp}	631	13578037	Section 2.280
{.office}	522	0	Section 2.840
{.dev}	328	0	Section 2.324
{.group}	327	0	Section 2.510
{.co}	316	2623080	Section 2.258
{.ads}	305	0	Section 2.20
{.inc}	285	0	Section 2.580
{.network}	221	0	Section 2.810
{.global}	221	26395	Section 2.483
{.hot}	219	0	Section 2.555
{.chrome}	203	0	Section 2.236
{.iinet}	181	0	Section 2.575
{.prod}	146	0	Section 2.918
{.app}	142	0	Section 2.62
{.site}	140	44590	Section 2.1049
{.school}	134	0	Section 2.1011
{.ltd}	123	0	Section 2.711
{.red}	112	0	Section 2.944
{.mail}	96	0	Section 2.720
{.cisco}	85	0	Section 2.243
{.web}	83	0	Section 2.1236
{.world}	70	0	Section 2.1260
{.new}	70	0	Section 2.812
{.med}	63	0	Section 2.740
{.zone}	57	0	Section 2.1370
{.host}	55	0	Section 2.553
{.bank}	52	0	Section 2.99
{.win}	49	0	Section 2.1251
{.live}	49	0	Section 2.692
{.abc}	49	0	Section 2.7
{.bet}	48	0	Section 2.125
{.cloud}	47	0	Section 2.255
{.telefonica}	46	0	Section 2.1129
{.cam}	46	0	Section 2.183
{.medical}	45	0	Section 2.742
{.cba}	45	0	Section 2.210
{.pub}	44	0	Section 2.928
{.llc}	43	0	Section 2.696
{.city}	43	0	Section 2.247
{.blog}	42	0	Section 2.137
{.work}	41	0	Section 2.1258
{.tech}	41	0	Section 2.1126
{.hotel}	41	0	Section 2.557
{.company}	41	0	Section 2.267
{.yahoo}	40	0	Section 2.1355
{.media}	39	0	Section 2.741

<sup>4</sup>The probability of being killed in an air carrier crash.



{.nyc}	38	0	Section <a href="#">2.836</a>
{.business}	38	0	Section <a href="#">2.171</a>
{.law}	37	0	Section <a href="#">2.669</a>
{.ibm}	36	0	Section <a href="#">2.568</a>
{.box}	36	0	Section <a href="#">2.159</a>
{.home}	35	37880516	Section <a href="#">2.544</a>
{.google}	35	0	Section <a href="#">2.499</a>
{.bcn}	35	0	Section <a href="#">2.116</a>
{.one}	33	0	Section <a href="#">2.848</a>
{.data}	33	0	Section <a href="#">2.302</a>
{.center}	33	0	Section <a href="#">2.215</a>
{.spa}	32	0	Section <a href="#">2.1071</a>
{.orange}	32	0	Section <a href="#">2.855</a>
{.free}	32	0	Section <a href="#">2.441</a>
{.svr}	30	0	Section <a href="#">2.1104</a>
{.sbs}	30	0	Section <a href="#">2.1005</a>
{.hosting}	29	0	Section <a href="#">2.554</a>
{.gmbh}	28	0	Section <a href="#">2.487</a>
{.farm}	28	0	Section <a href="#">2.399</a>
{.studio}	27	0	Section <a href="#">2.1093</a>
{.paris}	27	0	Section <a href="#">2.868</a>
{.family}	27	0	Section <a href="#">2.396</a>
{.casa}	27	0	Section <a href="#">2.202</a>
{.off}	26	0	Section <a href="#">2.839</a>
{.madrid}	26	0	Section <a href="#">2.718</a>
{.link}	26	0	Section <a href="#">2.690</a>
{.here}	26	0	Section <a href="#">2.532</a>
{.auto}	26	0	Section <a href="#">2.85</a>
{.amazon}	26	0	Section <a href="#">2.44</a>
{.sony}	25	0	Section <a href="#">2.1069</a>
{.now}	25	0	Section <a href="#">2.830</a>
{.man}	25	0	Section <a href="#">2.723</a>
{.college}	25	0	Section <a href="#">2.262</a>
{.academy}	25	0	Section <a href="#">2.11</a>
{.top}	24	0	Section <a href="#">2.1154</a>
{.mit}	24	0	Section <a href="#">2.759</a>
{.itau}	24	0	Section <a href="#">2.603</a>
{.house}	24	0	Section <a href="#">2.561</a>
{.star}	23	0	Section <a href="#">2.1082</a>
{.miami}	23	0	Section <a href="#">2.753</a>
{.hotmail}	23	0	Section <a href="#">2.560</a>
{.design}	23	0	Section <a href="#">2.322</a>
{.bbt}	23	0	Section <a href="#">2.113</a>
{.show}	22	0	Section <a href="#">2.1043</a>
{.mobile}	22	0	Section <a href="#">2.766</a>
{.you}	21	0	Section <a href="#">2.1362</a>
{.xyz}	21	0	Section <a href="#">2.1353</a>
{.vip}	21	0	Section <a href="#">2.1208</a>
{.sky}	21	0	Section <a href="#">2.1054</a>
{.schule}	21	0	Section <a href="#">2.1012</a>
{.open}	21	0	Section <a href="#">2.853</a>
{.london}	21	0	Section <a href="#">2.704</a>
{.hospital}	21	0	Section <a href="#">2.552</a>
{.gmail}	21	0	Section <a href="#">2.486</a>
{.est}	21	0	Section <a href="#">2.379</a>
{.ecom}	21	0	Section <a href="#">2.363</a>
{.srl}	20	0	Section <a href="#">2.1078</a>



{.plus}	20	0	Section 2.907
{.online}	20	0	Section 2.851
{.mnet}	20	0	Section 2.765
{.microsoft}	20	0	Section 2.754
{.matrix}	20	0	Section 2.733
{.berlin}	20	0	Section 2.122
{.acer}	20	0	Section 2.15
{.aaa}	20	0	Section 2.1
{.services}	19	0	Section 2.1025
{.search}	19	0	Section 2.1018
{.news}	19	0	Section 2.814
{.konami}	19	0	Section 2.645
{.ice}	19	2608	Section 2.570
{.goog}	19	0	Section 2.498
{.foo}	19	0	Section 2.431
{.exchange}	19	0	Section 2.387
{.email}	19	0	Section 2.366
{.construction}	19	0	Section 2.273
{.church}	19	0	Section 2.238
{.bom}	19	0	Section 2.148
{.aol}	19	0	Section 2.60
{.zip}	18	0	Section 2.1368
{.systems}	18	0	Section 2.1111
{.sina}	18	0	Section 2.1047
{.shop}	18	0	Section 2.1039
{.sas}	18	0	Section 2.1001
{.sap}	18	0	Section 2.997
{.run}	18	0	Section 2.982
{.navy}	18	0	Section 2.804
{.ing}	18	0	Section 2.586
{.goo}	18	0	Section 2.495
{.comcast}	18	0	Section 2.264
{.camp}	18	0	Section 2.185
{.cafe}	18	0	Section 2.179
{.team}	17	0	Section 2.1125
{.sfr}	17	0	Section 2.1031
{.secure}	17	0	Section 2.1021
{.land}	17	0	Section 2.662
{.dell}	17	0	Section 2.314
{.africa}	17	0	Section 2.26
{.active}	17	0	Section 2.17
{.training}	16	0	Section 2.1166
{.terra}	16	0	Section 2.1132
{.stc}	16	0	Section 2.1087
{.srt}	16	0	Section 2.1079
{.rio}	16	0	Section 2.969
{.pet}	16	0	Section 2.880
{.moe}	16	0	Section 2.769
{.ist}	16	0	Section 2.601
{.hsbc}	16	0	Section 2.563
{.dot}	16	0	Section 2.346
{.digital}	16	0	Section 2.329
{.dental}	16	0	Section 2.319
{.csc}	16	0	Section 2.295
{.clinic}	16	0	Section 2.252
{.car}	16	0	Section 2.192
{.cal}	16	0	Section 2.180

{.bar}	16	0	Section <a href="#">2.101</a>
{.baidu}	16	0	Section <a href="#">2.95</a>
{.tax}	15	0	Section <a href="#">2.1121</a>
{.taobao}	15	0	Section <a href="#">2.1115</a>
{.sbi}	15	0	Section <a href="#">2.1004</a>
{.radio}	15	0	Section <a href="#">2.936</a>
{.msd}	15	0	Section <a href="#">2.788</a>
{.mini}	15	0	Section <a href="#">2.757</a>
{.management}	15	0	Section <a href="#">2.724</a>
{.ltda}	15	0	Section <a href="#">2.712</a>
{.life}	15	0	Section <a href="#">2.680</a>
{.international}	15	0	Section <a href="#">2.592</a>
{.icbc}	15	0	Section <a href="#">2.569</a>
{.green}	15	0	Section <a href="#">2.507</a>
{.express}	15	0	Section <a href="#">2.390</a>
{.eco}	15	0	Section <a href="#">2.362</a>
{.cpa}	15	0	Section <a href="#">2.286</a>
{.club}	15	0	Section <a href="#">2.256</a>
{.call}	15	0	Section <a href="#">2.181</a>
{.blue}	15	0	Section <a href="#">2.140</a>
{.bio}	15	0	Section <a href="#">2.132</a>
{.best}	15	0	Section <a href="#">2.123</a>
{.art}	15	0	Section <a href="#">2.72</a>
{.apple}	15	0	Section <a href="#">2.63</a>
{.vet}	14	0	Section <a href="#">2.1201</a>
{.store}	14	0	Section <a href="#">2.1090</a>
{.space}	14	0	Section <a href="#">2.1072</a>
{.solutions}	14	0	Section <a href="#">2.1067</a>
{.solar}	14	0	Section <a href="#">2.1066</a>
{.ses}	14	0	Section <a href="#">2.1026</a>
{.security}	14	0	Section <a href="#">2.1022</a>
{.samsung}	14	0	Section <a href="#">2.993</a>
{.roma}	14	0	Section <a href="#">2.977</a>
{.prime}	14	0	Section <a href="#">2.917</a>
{.philips}	14	0	Section <a href="#">2.885</a>
{.moi}	14	0	Section <a href="#">2.770</a>
{.maison}	14	0	Section <a href="#">2.721</a>
{.lol}	14	0	Section <a href="#">2.703</a>
{.llp}	14	0	Section <a href="#">2.697</a>
{.kids}	14	0	Section <a href="#">2.636</a>
{.honda}	14	0	Section <a href="#">2.549</a>
{.fox}	14	0	Section <a href="#">2.440</a>
{.amp}	14	0	Section <a href="#">2.50</a>
{.abb}	14	0	Section <a href="#">2.4</a>
{.unicorn}	13	0	Section <a href="#">2.1188</a>
{.trade}	13	0	Section <a href="#">2.1163</a>
{.town}	13	0	Section <a href="#">2.1160</a>
{.tokyo}	13	0	Section <a href="#">2.1152</a>
{.sydney}	13	0	Section <a href="#">2.1109</a>
{.sport}	13	0	Section <a href="#">2.1074</a>
{.smart}	13	0	Section <a href="#">2.1058</a>
{.page}	13	0	Section <a href="#">2.864</a>
{.olympus}	13	0	Section <a href="#">2.846</a>
{.music}	13	0	Section <a href="#">2.793</a>
{.movistar}	13	0	Section <a href="#">2.784</a>
{.map}	13	0	Section <a href="#">2.726</a>
{.hotels}	13	0	Section <a href="#">2.559</a>



{.health}	13	0	Section 2.526
{.forum}	13	0	Section 2.438
{.fire}	13	0	Section 2.416
{.finance}	13	0	Section 2.412
{.energy}	13	0	Section 2.369
{.education}	13	0	Section 2.365
{.delta}	13	0	Section 2.317
{.cbs}	13	0	Section 2.213
{.care}	13	0	Section 2.195
{.cab}	13	0	Section 2.177
{.book}	13	0	Section 2.151
{.bmw}	13	0	Section 2.142
{.black}	13	0	Section 2.133
{.bbb}	13	0	Section 2.111
{.barcelona}	13	0	Section 2.102
{.band}	13	0	Section 2.98
{.anz}	13	0	Section 2.59
{.and}	13	0	Section 2.53
{.wow}	12	0	Section 2.1261
{.windows}	12	0	Section 2.1252
{.thai}	12	0	Section 2.1134
{.sx}	12	0	Section 2.1108
{.room}	12	0	Section 2.978
{.ren}	12	0	Section 2.952
{.nexus}	12	0	Section 2.817
{.market}	12	0	Section 2.727
{.love}	12	0	Section 2.708
{.lds}	12	0	Section 2.671
{.hermes}	12	0	Section 2.533
{.gold}	12	0	Section 2.492
{.games}	12	0	Section 2.460
{.game}	12	0	Section 2.459
{.ford}	12	0	Section 2.435
{.engineering}	12	0	Section 2.371
{.earth}	12	0	Section 2.360
{.day}	12	0	Section 2.306
{.dad}	12	0	Section 2.300
{.cool}	12	0	Section 2.279
{.computer}	12	0	Section 2.269
{.boo}	12	0	Section 2.150
{.zero}	11	0	Section 2.1367
{.xn--42c2d9a}	11	0	Section 2.1275
{.wtf}	11	0	Section 2.1263
{.wiki}	11	0	Section 2.1248
{.vista}	11	0	Section 2.1212
{.video}	11	0	Section 2.1203
{.uol}	11	0	Section 2.1191
{.uk}	11	79640	Section 2.1184
{.tvs}	11	0	Section 2.1180
{.toyota}	11	0	Section 2.1161
{.toshiba}	11	0	Section 2.1156
{.target}	11	0	Section 2.1116
{.spot}	11	0	Section 2.1076
{.sca}	11	0	Section 2.1006
{.pioneer}	11	0	Section 2.899
{.omega}	11	0	Section 2.847
{.ninja}	11	0	Section 2.824

{lincoln}	11	0	Section 2.688
{intel}	11	0	Section 2.591
{ifm}	11	0	Section 2.574
{hamburg}	11	0	Section 2.520
{garden}	11	0	Section 2.462
{frl}	11	0	Section 2.443
{fish}	11	0	Section 2.419
{dds}	11	0	Section 2.308
{cfa}	11	0	Section 2.218
{cbn}	11	0	Section 2.211
{canon}	11	0	Section 2.188
{bms}	11	0	Section 2.141
{beer}	11	0	Section 2.119
{bbc}	11	0	Section 2.112
{youtube}	10	0	Section 2.1363
{wang}	10	0	Section 2.1229
{vision}	10	0	Section 2.1211
{uno}	10	0	Section 2.1190
{technology}	10	0	Section 2.1127
{tata}	10	0	Section 2.1117
{support}	10	0	Section 2.1100
{seven}	10	0	Section 2.1027
{salon}	10	0	Section 2.991
{safe}	10	0	Section 2.986
{ram}	10	0	Section 2.938
{photo}	10	0	Section 2.887
{phone}	10	0	Section 2.886
{partners}	10	0	Section 2.870
{oracle}	10	0	Section 2.854
{ntt}	10	0	Section 2.835
{next}	10	0	Section 2.815
{nec}	10	0	Section 2.806
{mtn}	10	0	Section 2.789
{moscow}	10	0	Section 2.779
{mom}	10	0	Section 2.771
{mma}	10	0	Section 2.764
{marketing}	10	0	Section 2.728
{lat}	10	0	Section 2.666
{lasalle}	10	0	Section 2.665
{krd}	10	0	Section 2.650
{kim}	10	0	Section 2.638
{kia}	10	0	Section 2.634
{itv}	10	0	Section 2.604
{ink}	10	0	Section 2.587
{htc}	10	0	Section 2.564
{gal}	10	0	Section 2.455
{frontier}	10	0	Section 2.446
{consulting}	10	0	Section 2.274
{capital}	10	0	Section 2.190
{bzh}	10	0	Section 2.176
{bv}	10	0	Section 2.174
{bnl}	10	0	Section 2.143
{baby}	10	0	Section 2.94
{army}	10	0	Section 2.71
{alibaba}	10	0	Section 2.38
{xbox}	9	0	Section 2.1264
{taipei}	9	0	Section 2.1113



{.swiss}	9	0	Section 2.1107
{.skype}	9	0	Section 2.1056
{.shaw}	9	0	Section 2.1034
{.sharp}	9	0	Section 2.1033
{.sex}	9	0	Section 2.1029
{.rogers}	9	0	Section 2.976
{.quest}	9	0	Section 2.933
{.promo}	9	0	Section 2.922
{.pccw}	9	0	Section 2.878
{.party}	9	0	Section 2.872
{.ooo}	9	0	Section 2.852
{.ong}	9	0	Section 2.849
{.nico}	9	0	Section 2.821
{.mba}	9	0	Section 2.736
{.joy}	9	0	Section 2.621
{.jnj}	9	0	Section 2.618
{.hilton}	9	0	Section 2.535
{.haus}	9	0	Section 2.522
{.golf}	9	0	Section 2.494
{.globo}	9	0	Section 2.485
{.gea}	9	0	Section 2.468
{.fun}	9	0	Section 2.450
{.fly}	9	0	Section 2.430
{.fit}	9	0	Section 2.421
{.fashion}	9	0	Section 2.402
{.fast}	9	0	Section 2.400
{.fan}	9	0	Section 2.397
{.dog}	9	0	Section 2.342
{.community}	9	0	Section 2.266
{.click}	9	0	Section 2.251
{.bot}	9	0	Section 2.157
{.bingo}	9	0	Section 2.131
{.axis}	9	0	Section 2.92
{.airtel}	9	0	Section 2.34
{.yandex}	8	0	Section 2.1357
{.works}	8	0	Section 2.1259
{.webs}	8	0	Section 2.1240
{.walter}	8	0	Section 2.1228
{.virgin}	8	0	Section 2.1209
{.total}	8	0	Section 2.1157
{.tab}	8	0	Section 2.1112
{.style}	8	0	Section 2.1095
{.study}	8	0	Section 2.1094
{.song}	8	0	Section 2.1068
{.social}	8	0	Section 2.1062
{.smile}	8	0	Section 2.1059
{.schmidt}	8	0	Section 2.1009
{.rich}	8	0	Section 2.964
{.read}	8	0	Section 2.939
{.property}	8	0	Section 2.924
{.properties}	8	0	Section 2.923
{.polo}	8	0	Section 2.912
{.play}	8	0	Section 2.904
{.ping}	8	0	Section 2.897
{.pin}	8	0	Section 2.896
{.osaka}	8	0	Section 2.859
{.nissan}	8	0	Section 2.825

{.mov}	8	0	Section <a href="#">2.782</a>
{.monster}	8	0	Section <a href="#">2.774</a>
{.money}	8	0	Section <a href="#">2.773</a>
{.men}	8	0	Section <a href="#">2.747</a>
{.mcd}	8	0	Section <a href="#">2.737</a>
{.marriott}	8	0	Section <a href="#">2.730</a>
{.kpn}	8	0	Section <a href="#">2.649</a>
{.istanbul}	8	0	Section <a href="#">2.602</a>
{.hughes}	8	0	Section <a href="#">2.565</a>
{.homes}	8	0	Section <a href="#">2.547</a>
{.guardian}	8	0	Section <a href="#">2.511</a>
{.gmx}	8	0	Section <a href="#">2.490</a>
{.gcc}	8	0	Section <a href="#">2.466</a>
{.gap}	8	0	Section <a href="#">2.461</a>
{.flowers}	8	0	Section <a href="#">2.427</a>
{.ferrari}	8	0	Section <a href="#">2.405</a>
{.expert}	8	0	Section <a href="#">2.388</a>
{.directory}	8	0	Section <a href="#">2.331</a>
{.direct}	8	0	Section <a href="#">2.330</a>
{.crown}	8	0	Section <a href="#">2.291</a>
{.chat}	8	0	Section <a href="#">2.226</a>
{.chase}	8	0	Section <a href="#">2.225</a>
{.cash}	8	0	Section <a href="#">2.205</a>
{.cars}	8	0	Section <a href="#">2.200</a>
{.boston}	8	0	Section <a href="#">2.156</a>
{.bing}	8	0	Section <a href="#">2.130</a>
{.aws}	8	0	Section <a href="#">2.90</a>
{.accenture}	8	0	Section <a href="#">2.12</a>
{.xerox}	7	0	Section <a href="#">2.1265</a>
{.website}	7	0	Section <a href="#">2.1241</a>
{.weber}	7	0	Section <a href="#">2.1238</a>
{.vin}	7	0	Section <a href="#">2.1207</a>
{.viking}	7	0	Section <a href="#">2.1205</a>
{.vegas}	7	0	Section <a href="#">2.1197</a>
{.university}	7	0	Section <a href="#">2.1189</a>
{.unicom}	7	0	Section <a href="#">2.1187</a>
{.trust}	7	0	Section <a href="#">2.1174</a>
{.suzuki}	7	0	Section <a href="#">2.1103</a>
{.sports}	7	0	Section <a href="#">2.1075</a>
{.sohu}	7	0	Section <a href="#">2.1065</a>
{.software}	7	0	Section <a href="#">2.1064</a>
{.ski}	7	0	Section <a href="#">2.1051</a>
{.sj}	7	0	Section <a href="#">2.1050</a>
{.shopping}	7	0	Section <a href="#">2.1040</a>
{.shell}	7	0	Section <a href="#">2.1035</a>
{.reliance}	7	0	Section <a href="#">2.951</a>
{.press}	7	0	Section <a href="#">2.916</a>
{.pizza}	7	0	Section <a href="#">2.902</a>
{.pharmacy}	7	0	Section <a href="#">2.883</a>
{.pay}	7	0	Section <a href="#">2.876</a>
{.nokia}	7	0	Section <a href="#">2.827</a>
{.mls}	7	0	Section <a href="#">2.763</a>
{.mlb}	7	0	Section <a href="#">2.762</a>
{.meo}	7	0	Section <a href="#">2.749</a>
{.mcdonalds}	7	0	Section <a href="#">2.738</a>
{.loreal}	7	0	Section <a href="#">2.705</a>
{.lilly}	7	0	Section <a href="#">2.685</a>



{.like}	7	0	Section 2.684
{.legal}	7	0	Section 2.674
{.kitchen}	7	0	Section 2.641
{.ira}	7	0	Section 2.596
{.immo}	7	0	Section 2.578
{.hyundai}	7	0	Section 2.567
{.how}	7	0	Section 2.562
{.holiday}	7	0	Section 2.543
{.heart}	7	0	Section 2.528
{.george}	7	0	Section 2.473
{.gallery}	7	0	Section 2.456
{.food}	7	0	Section 2.432
{.financial}	7	0	Section 2.413
{.film}	7	0	Section 2.410
{.dvr}	7	0	Section 2.358
{.drive}	7	0	Section 2.348
{.citi}	7	0	Section 2.245
{.citadel}	7	0	Section 2.244
{.circle}	7	0	Section 2.242
{.camera}	7	0	Section 2.184
{.bond}	7	0	Section 2.149
{.arte}	7	0	Section 2.73
{.are}	7	0	Section 2.70
{.wtc}	6	0	Section 2.1262
{.weir}	6	0	Section 2.1245
{.weather}	6	0	Section 2.1234
{.viva}	6	0	Section 2.1214
{.ups}	6	0	Section 2.1192
{.tour}	6	0	Section 2.1158
{.tools}	6	0	Section 2.1153
{.today}	6	0	Section 2.1151
{.tiffany}	6	0	Section 2.1143
{.tci}	6	0	Section 2.1123
{.storage}	6	0	Section 2.1089
{.sexy}	6	0	Section 2.1030
{.science}	6	0	Section 2.1014
{.scb}	6	0	Section 2.1007
{.sakura}	6	0	Section 2.989
{.qtel}	6	0	Section 2.931
{.pwc}	6	0	Section 2.929
{.prof}	6	0	Section 2.920
{.porn}	6	0	Section 2.913
{.place}	6	0	Section 2.903
{.pink}	6	0	Section 2.898
{.ott}	6	0	Section 2.861
{.nike}	6	0	Section 2.822
{.moto}	6	0	Section 2.780
{.lpl}	6	0	Section 2.709
{.lanxess}	6	0	Section 2.664
{.kiwi}	6	0	Section 2.642
{.juniper}	6	0	Section 2.626
{.jaguar}	6	0	Section 2.608
{.java}	6	0	Section 2.607
{.help}	6	0	Section 2.530
{.guru}	6	0	Section 2.517
{.gay}	6	0	Section 2.464
{.fujitsu}	6	0	Section 2.448



{fedex}	6	0	Section <a href="#">2.403</a>
{ericsson}	6	0	Section <a href="#">2.376</a>
{dubai}	6	0	Section <a href="#">2.351</a>
{download}	6	0	Section <a href="#">2.347</a>
{docomo}	6	0	Section <a href="#">2.338</a>
{cricket}	6	0	Section <a href="#">2.290</a>
{contact}	6	0	Section <a href="#">2.275</a>
{chk}	6	0	Section <a href="#">2.233</a>
{casino}	6	0	Section <a href="#">2.206</a>
{case}	6	0	Section <a href="#">2.203</a>
{build}	6	0	Section <a href="#">2.169</a>
{broker}	6	0	Section <a href="#">2.163</a>
{baseball}	6	0	Section <a href="#">2.107</a>
{antivirus}	6	0	Section <a href="#">2.58</a>
{android}	6	0	Section <a href="#">2.54</a>
{zulu}	5	0	Section <a href="#">2.1372</a>
{xn--j1aef}	5	0	Section <a href="#">2.1318</a>
{xin}	5	0	Section <a href="#">2.1268</a>
{walmart}	5	0	Section <a href="#">2.1227</a>
{voyage}	5	0	Section <a href="#">2.1224</a>
{vivo}	5	0	Section <a href="#">2.1215</a>
{tube}	5	0	Section <a href="#">2.1176</a>
{tours}	5	0	Section <a href="#">2.1159</a>
{taxi}	5	0	Section <a href="#">2.1122</a>
{surf}	5	0	Section <a href="#">2.1101</a>
{starhub}	5	0	Section <a href="#">2.1083</a>
{schwarz}	5	0	Section <a href="#">2.1013</a>
{sapo}	5	0	Section <a href="#">2.998</a>
{rocks}	5	0	Section <a href="#">2.973</a>
{rip}	5	0	Section <a href="#">2.970</a>
{prudential}	5	0	Section <a href="#">2.927</a>
{photos}	5	0	Section <a href="#">2.889</a>
{norton}	5	0	Section <a href="#">2.829</a>
{nba}	5	0	Section <a href="#">2.805</a>
{natura}	5	0	Section <a href="#">2.803</a>
{movie}	5	0	Section <a href="#">2.783</a>
{mii}	5	0	Section <a href="#">2.756</a>
{meet}	5	0	Section <a href="#">2.743</a>
{mango}	5	0	Section <a href="#">2.725</a>
{loan}	5	0	Section <a href="#">2.698</a>
{limited}	5	0	Section <a href="#">2.686</a>
{lexus}	5	0	Section <a href="#">2.676</a>
{kone}	5	0	Section <a href="#">2.646</a>
{koeln}	5	0	Section <a href="#">2.643</a>
{kid}	5	0	Section <a href="#">2.635</a>
{insurance}	5	0	Section <a href="#">2.589</a>
{infosys}	5	0	Section <a href="#">2.584</a>
{industries}	5	0	Section <a href="#">2.582</a>
{idn}	5	0	Section <a href="#">2.572</a>
{hyatt}	5	0	Section <a href="#">2.566</a>
{graphics}	5	0	Section <a href="#">2.504</a>
{got}	5	0	Section <a href="#">2.501</a>
{gmc}	5	0	Section <a href="#">2.488</a>
{faith}	5	0	Section <a href="#">2.395</a>
{events}	5	0	Section <a href="#">2.385</a>
{emerson}	5	0	Section <a href="#">2.368</a>
{doctor}	5	0	Section <a href="#">2.340</a>



{.dnb}	5	0	Section 2.336
{.diet}	5	0	Section 2.327
{.date}	5	0	Section 2.303
{.crs}	5	0	Section 2.292
{.credit}	5	0	Section 2.287
{.clubmed}	5	0	Section 2.257
{.catholic}	5	0	Section 2.209
{.buzz}	5	0	Section 2.173
{.bosch}	5	0	Section 2.154
{.blanco}	5	0	Section 2.135
{.beauty}	5	0	Section 2.118
{.associates}	5	0	Section 2.75
{.amsterdam}	5	0	Section 2.51
{.alstom}	5	0	Section 2.43
{.able}	5	0	Section 2.8
{.wed}	4	0	Section 2.1242
{.volvo}	4	0	Section 2.1219
{.visa}	4	0	Section 2.1210
{.vig}	4	0	Section 2.1204
{.trv}	4	0	Section 2.1175
{.trading}	4	0	Section 2.1165
{.tienda}	4	0	Section 2.1142
{.talk}	4	0	Section 2.1114
{.stream}	4	0	Section 2.1091
{.softbank}	4	0	Section 2.1063
{.select}	4	0	Section 2.1023
{.sarl}	4	0	Section 2.1000
{.sale}	4	0	Section 2.990
{.restaurant}	4	0	Section 2.959
{.rent}	4	0	Section 2.953
{.rehab}	4	0	Section 2.947
{.raid}	4	0	Section 2.937
{.pnc}	4	0	Section 2.908
{.netflix}	4	0	Section 2.809
{.mobyly}	4	0	Section 2.767
{.mint}	4	0	Section 2.758
{.melbourne}	4	0	Section 2.744
{.loft}	4	0	Section 2.702
{.ipiranga}	4	0	Section 2.595
{.ikano}	4	0	Section 2.576
{.hockey}	4	0	Section 2.541
{.healthcare}	4	0	Section 2.527
{.hbo}	4	0	Section 2.523
{.gratis}	4	0	Section 2.505
{.gent}	4	0	Section 2.471
{.foundation}	4	0	Section 2.439
{.fitness}	4	0	Section 2.422
{.fail}	4	0	Section 2.393
{.estate}	4	0	Section 2.380
{.esq}	4	0	Section 2.378
{.epson}	4	0	Section 2.374
{.duck}	4	0	Section 2.352
{.docs}	4	0	Section 2.339
{.discover}	4	0	Section 2.333
{.dhl}	4	0	Section 2.325
{.delivery}	4	0	Section 2.313
{.dealer}	4	0	Section 2.310

{.cologne}	4	0	Section <a href="#">2.263</a>
{.chevrolet}	4	0	Section <a href="#">2.230</a>
{.channel}	4	0	Section <a href="#">2.222</a>
{.buy}	4	0	Section <a href="#">2.172</a>
{.broadway}	4	0	Section <a href="#">2.162</a>
{.bradesco}	4	0	Section <a href="#">2.160</a>
{.bloomberg}	4	0	Section <a href="#">2.138</a>
{.bentley}	4	0	Section <a href="#">2.121</a>
{.axa}	4	0	Section <a href="#">2.91</a>
{.audio}	4	0	Section <a href="#">2.82</a>
{.airbus}	4	0	Section <a href="#">2.32</a>
{.weibo}	3	0	Section <a href="#">2.1244</a>
{.watch}	3	0	Section <a href="#">2.1232</a>
{.vanguard}	3	0	Section <a href="#">2.1195</a>
{.ubs}	3	0	Section <a href="#">2.1182</a>
{.supply}	3	0	Section <a href="#">2.1099</a>
{.sew}	3	0	Section <a href="#">2.1028</a>
{.save}	3	0	Section <a href="#">2.1002</a>
{.safeway}	3	0	Section <a href="#">2.988</a>
{.ril}	3	0	Section <a href="#">2.968</a>
{.review}	3	0	Section <a href="#">2.961</a>
{.rest}	3	0	Section <a href="#">2.958</a>
{.report}	3	0	Section <a href="#">2.956</a>
{.realty}	3	0	Section <a href="#">2.942</a>
{.protection}	3	0	Section <a href="#">2.925</a>
{.pid}	3	0	Section <a href="#">2.895</a>
{.physio}	3	0	Section <a href="#">2.890</a>
{.phd}	3	0	Section <a href="#">2.884</a>
{.patch}	3	0	Section <a href="#">2.875</a>
{.parts}	3	0	Section <a href="#">2.871</a>
{.panasonic}	3	0	Section <a href="#">2.866</a>
{.onl}	3	0	Section <a href="#">2.850</a>
{.nrw}	3	0	Section <a href="#">2.834</a>
{.nfl}	3	0	Section <a href="#">2.818</a>
{.nationwide}	3	0	Section <a href="#">2.802</a>
{.menu}	3	0	Section <a href="#">2.748</a>
{.memorial}	3	0	Section <a href="#">2.746</a>
{.meme}	3	0	Section <a href="#">2.745</a>
{.maif}	3	0	Section <a href="#">2.719</a>
{.living}	3	0	Section <a href="#">2.694</a>
{.lifestyle}	3	0	Section <a href="#">2.682</a>
{.lego}	3	0	Section <a href="#">2.675</a>
{.komatsu}	3	0	Section <a href="#">2.644</a>
{.kinder}	3	0	Section <a href="#">2.639</a>
{.jeep}	3	0	Section <a href="#">2.611</a>
{.jcp}	3	0	Section <a href="#">2.610</a>
{.irish}	3	0	Section <a href="#">2.597</a>
{.institute}	3	0	Section <a href="#">2.588</a>
{.infiniti}	3	0	Section <a href="#">2.583</a>
{.icu}	3	0	Section <a href="#">2.571</a>
{.hoteles}	3	0	Section <a href="#">2.558</a>
{.horse}	3	0	Section <a href="#">2.551</a>
{.holdings}	3	0	Section <a href="#">2.542</a>
{.gop}	3	0	Section <a href="#">2.500</a>
{.gallo}	3	0	Section <a href="#">2.457</a>
{.ftr}	3	0	Section <a href="#">2.447</a>
{.football}	3	0	Section <a href="#">2.434</a>



{.fls}	3	0	Section 2.428
{.flickr}	3	0	Section 2.423
{.fiat}	3	0	Section 2.407
{.enterprises}	3	0	Section 2.372
{.durban}	3	0	Section 2.356
{.dupont}	3	0	Section 2.355
{.domains}	3	0	Section 2.344
{.country}	3	0	Section 2.282
{.coffee}	3	0	Section 2.261
{.chloe}	3	0	Section 2.234
{.ceb}	3	0	Section 2.214
{.cbre}	3	0	Section 2.212
{.career}	3	0	Section 2.196
{.cards}	3	0	Section 2.194
{.brother}	3	0	Section 2.164
{.bharti}	3	0	Section 2.126
{.bbva}	3	0	Section 2.114
{.azure}	3	0	Section 2.93
{.audi}	3	0	Section 2.80
{.asda}	3	0	Section 2.74
{.archi}	3	0	Section 2.68
{.apartments}	3	0	Section 2.61
{.agency}	3	0	Section 2.29
{.zara}	2	0	Section 2.1366
{.yun}	2	0	Section 2.1364
{.yokohama}	2	0	Section 2.1361
{.xfinity}	2	0	Section 2.1266
{.wine}	2	0	Section 2.1253
{.wien}	2	0	Section 2.1247
{.webcam}	2	0	Section 2.1237
{.transformers}	2	0	Section 2.1167
{.toray}	2	0	Section 2.1155
{.tips}	2	0	Section 2.1144
{.theater}	2	0	Section 2.1136
{.thd}	2	0	Section 2.1135
{.tdk}	2	0	Section 2.1124
{.symantec}	2	0	Section 2.1110
{.staples}	2	0	Section 2.1081
{.soccer}	2	0	Section 2.1061
{.shangrila}	2	0	Section 2.1032
{.sapphire}	2	0	Section 2.999
{.safety}	2	0	Section 2.987
{.ricoh}	2	0	Section 2.966
{.repair}	2	0	Section 2.955
{.redstone}	2	0	Section 2.946
{.realestate}	2	0	Section 2.940
{.racing}	2	0	Section 2.935
{.quebec}	2	0	Section 2.932
{.pru}	2	0	Section 2.926
{.poker}	2	0	Section 2.910
{.playstation}	2	0	Section 2.905
{.pictures}	2	0	Section 2.894
{.pics}	2	0	Section 2.892
{.pets}	2	0	Section 2.881
{.obi}	2	0	Section 2.837
{.ngo}	2	0	Section 2.819
{.nagoya}	2	0	Section 2.800

{.nab}	2	0	Section <a href="#">2.798</a>
{.mutual}	2	0	Section <a href="#">2.794</a>
{.mtr}	2	0	Section <a href="#">2.791</a>
{.mopar}	2	0	Section <a href="#">2.776</a>
{.macys}	2	0	Section <a href="#">2.717</a>
{.loans}	2	0	Section <a href="#">2.699</a>
{.lighting}	2	0	Section <a href="#">2.683</a>
{.landrover}	2	0	Section <a href="#">2.663</a>
{.lancaster}	2	0	Section <a href="#">2.659</a>
{.lacaixa}	2	0	Section <a href="#">2.655</a>
{.kpmg}	2	0	Section <a href="#">2.648</a>
{.kosher}	2	0	Section <a href="#">2.647</a>
{.juegos}	2	0	Section <a href="#">2.625</a>
{.joburg}	2	0	Section <a href="#">2.619</a>
{.jll}	2	0	Section <a href="#">2.616</a>
{.jlc}	2	0	Section <a href="#">2.615</a>
{.infy}	2	0	Section <a href="#">2.585</a>
{.imdb}	2	0	Section <a href="#">2.577</a>
{.heinz}	2	0	Section <a href="#">2.529</a>
{.hair}	2	0	Section <a href="#">2.518</a>
{.gree}	2	0	Section <a href="#">2.506</a>
{.goodyear}	2	0	Section <a href="#">2.497</a>
{.gmo}	2	0	Section <a href="#">2.489</a>
{.gle}	2	0	Section <a href="#">2.481</a>
{.glass}	2	0	Section <a href="#">2.480</a>
{.ged}	2	0	Section <a href="#">2.470</a>
{.fyi}	2	0	Section <a href="#">2.454</a>
{.furniture}	2	0	Section <a href="#">2.452</a>
{.fund}	2	0	Section <a href="#">2.451</a>
{.fishing}	2	0	Section <a href="#">2.420</a>
{.final}	2	0	Section <a href="#">2.411</a>
{.fido}	2	0	Section <a href="#">2.409</a>
{.farmers}	2	0	Section <a href="#">2.401</a>
{.etisalat}	2	0	Section <a href="#">2.382</a>
{.engineer}	2	0	Section <a href="#">2.370</a>
{.eat}	2	0	Section <a href="#">2.361</a>
{.dtv}	2	0	Section <a href="#">2.350</a>
{.diy}	2	0	Section <a href="#">2.335</a>
{.dish}	2	0	Section <a href="#">2.334</a>
{.discount}	2	0	Section <a href="#">2.332</a>
{.desi}	2	0	Section <a href="#">2.321</a>
{.dentist}	2	0	Section <a href="#">2.320</a>
{.deal}	2	0	Section <a href="#">2.309</a>
{.dance}	2	0	Section <a href="#">2.301</a>
{.clinique}	2	0	Section <a href="#">2.253</a>
{.chevy}	2	0	Section <a href="#">2.231</a>
{.chesapeake}	2	0	Section <a href="#">2.229</a>
{.cheap}	2	0	Section <a href="#">2.228</a>
{.chanel}	2	0	Section <a href="#">2.220</a>
{.cfd}	2	0	Section <a href="#">2.219</a>
{.catering}	2	0	Section <a href="#">2.208</a>
{.caravan}	2	0	Section <a href="#">2.193</a>
{.builders}	2	0	Section <a href="#">2.170</a>
{.bugatti}	2	0	Section <a href="#">2.167</a>
{.budapest}	2	0	Section <a href="#">2.166</a>
{.boutique}	2	0	Section <a href="#">2.158</a>
{.bible}	2	0	Section <a href="#">2.127</a>



{.bcg}	2	0	Section 2.115
{.bauhaus}	2	0	Section 2.109
{.banamex}	2	0	Section 2.96
{.author}	2	0	Section 2.84
{.aramco}	2	0	Section 2.67
{.anthem}	2	0	Section 2.57
{.amex}	2	0	Section 2.47
{.americanexpress}	2	0	Section 2.45
{.alsace}	2	0	Section 2.42
{.allstate}	2	0	Section 2.40
{.aeg}	2	0	Section 2.22
{.adult}	2	0	Section 2.21
{.aco}	2	0	Section 2.16
{.abbott}	2	0	Section 2.5
{.zappos}	1	0	Section 2.1365
{.yoga}	1	0	Section 2.1360
{.yellowpages}	1	0	Section 2.1358
{.xn--io0a7i}	1	0	Section 2.1317
{.xn--55qx5d}	1	0	Section 2.1280
{.winners}	1	0	Section 2.1254
{.wedding}	1	0	Section 2.1243
{.wales}	1	0	Section 2.1226
{.vote}	1	0	Section 2.1221
{.vistaprint}	1	0	Section 2.1213
{.ventures}	1	0	Section 2.1198
{.tunes}	1	0	Section 2.1178
{.toys}	1	0	Section 2.1162
{.theatre}	1	0	Section 2.1137
{.teva}	1	0	Section 2.1133
{.tennis}	1	0	Section 2.1131
{.tattoo}	1	0	Section 2.1120
{.surgery}	1	0	Section 2.1102
{.sucks}	1	0	Section 2.1096
{.stockholm}	1	0	Section 2.1088
{.spiegel}	1	0	Section 2.1073
{.soy}	1	0	Section 2.1070
{.snCF}	1	0	Section 2.1060
{.skin}	1	0	Section 2.1052
{.showtime}	1	0	Section 2.1044
{.seek}	1	0	Section 2.1020
{.seat}	1	0	Section 2.1019
{.scot}	1	0	Section 2.1017
{.sanofi}	1	0	Section 2.996
{.samsclub}	1	0	Section 2.992
{.ruhr}	1	0	Section 2.981
{.rocher}	1	0	Section 2.972
{.rentals}	1	0	Section 2.954
{.reisen}	1	0	Section 2.949
{.realtor}	1	0	Section 2.941
{.qvc}	1	0	Section 2.934
{.progressive}	1	0	Section 2.921
{.productions}	1	0	Section 2.919
{.pramerica}	1	0	Section 2.914
{.plumbing}	1	0	Section 2.906
{.pitney}	1	0	Section 2.901
{.piaget}	1	0	Section 2.891
{.photography}	1	0	Section 2.888

{.payu}	1	0	Section <a href="#">2.877</a>
{.patagonia}	1	0	Section <a href="#">2.874</a>
{.pars}	1	0	Section <a href="#">2.869</a>
{.ovh}	1	0	Section <a href="#">2.863</a>
{.origins}	1	0	Section <a href="#">2.858</a>
{.netbank}	1	0	Section <a href="#">2.808</a>
{.monash}	1	0	Section <a href="#">2.772</a>
{.moda}	1	0	Section <a href="#">2.768</a>
{.mitsubishi}	1	0	Section <a href="#">2.761</a>
{.markets}	1	0	Section <a href="#">2.729</a>
{.luxe}	1	0	Section <a href="#">2.715</a>
{.lotto}	1	0	Section <a href="#">2.707</a>
{.linde}	1	0	Section <a href="#">2.689</a>
{.limo}	1	0	Section <a href="#">2.687</a>
{.lidl}	1	0	Section <a href="#">2.679</a>
{.leclerc}	1	0	Section <a href="#">2.673</a>
{.kyoto}	1	0	Section <a href="#">2.654</a>
{.ksb}	1	0	Section <a href="#">2.652</a>
{.kred}	1	0	Section <a href="#">2.651</a>
{.kfh}	1	0	Section <a href="#">2.633</a>
{.ketchup}	1	0	Section <a href="#">2.632</a>
{.kddi}	1	0	Section <a href="#">2.629</a>
{.jprs}	1	0	Section <a href="#">2.624</a>
{.jpmorganchase}	1	0	Section <a href="#">2.623</a>
{.jpmorgan}	1	0	Section <a href="#">2.622</a>
{.jewelry}	1	0	Section <a href="#">2.613</a>
{.jcb}	1	0	Section <a href="#">2.609</a>
{.iwc}	1	0	Section <a href="#">2.606</a>
{.iveco}	1	0	Section <a href="#">2.605</a>
{.islam}	1	0	Section <a href="#">2.599</a>
{.intuit}	1	0	Section <a href="#">2.593</a>
{.indians}	1	0	Section <a href="#">2.581</a>
{.immobilien}	1	0	Section <a href="#">2.579</a>
{.homedepot}	1	0	Section <a href="#">2.545</a>
{.hkt}	1	0	Section <a href="#">2.540</a>
{.hiv}	1	0	Section <a href="#">2.539</a>
{.hitachi}	1	0	Section <a href="#">2.538</a>
{.hgtv}	1	0	Section <a href="#">2.534</a>
{.helsinki}	1	0	Section <a href="#">2.531</a>
{.hdfcbank}	1	0	Section <a href="#">2.525</a>
{.hdfc}	1	0	Section <a href="#">2.524</a>
{.gucci}	1	0	Section <a href="#">2.513</a>
{.godaddy}	1	0	Section <a href="#">2.491</a>
{.genting}	1	0	Section <a href="#">2.472</a>
{.gdn}	1	0	Section <a href="#">2.467</a>
{.fujixerox}	1	0	Section <a href="#">2.449</a>
{.foodnetwork}	1	0	Section <a href="#">2.433</a>
{.flir}	1	0	Section <a href="#">2.425</a>
{.fidelity}	1	0	Section <a href="#">2.408</a>
{.ferrero}	1	0	Section <a href="#">2.406</a>
{.feedback}	1	0	Section <a href="#">2.404</a>
{.fans}	1	0	Section <a href="#">2.398</a>
{.fage}	1	0	Section <a href="#">2.392</a>
{.edeka}	1	0	Section <a href="#">2.364</a>
{.dwg}	1	0	Section <a href="#">2.359</a>
{.dvag}	1	0	Section <a href="#">2.357</a>
{.doha}	1	0	Section <a href="#">2.343</a>



{.dodge}	1	0	Section 2.341
{.diamonds}	1	0	Section 2.326
{.deloitte}	1	0	Section 2.316
{.cruise}	1	0	Section 2.293
{.contractors}	1	0	Section 2.276
{.coach}	1	0	Section 2.259
{.claims}	1	0	Section 2.249
{.citic}	1	0	Section 2.246
{.charity}	1	0	Section 2.223
{.ceo}	1	0	Section 2.216
{.careers}	1	0	Section 2.197
{.capitalone}	1	0	Section 2.191
{.brussels}	1	0	Section 2.165
{.boots}	1	0	Section 2.153
{.booking}	1	0	Section 2.152
{.boehringer}	1	0	Section 2.146
{.boats}	1	0	Section 2.145
{.bnpparibas}	1	0	Section 2.144
{.bike}	1	0	Section 2.129
{.bid}	1	0	Section 2.128
{.bestbuy}	1	0	Section 2.124
{.bayern}	1	0	Section 2.110
{.basketball}	1	0	Section 2.108
{.barclays}	1	0	Section 2.104
{.banque}	1	0	Section 2.100
{.avery}	1	0	Section 2.88
{.audible}	1	0	Section 2.81
{.astrium}	1	0	Section 2.76
{.arab}	1	0	Section 2.66
{.aquarelle}	1	0	Section 2.64
{.analytics}	1	0	Section 2.52
{.ally}	1	0	Section 2.41
{.accountants}	1	0	Section 2.14
{.zuerich}	0	0	Section 2.1371
{.zippo}	0	0	Section 2.1369
{.yodobashi}	0	0	Section 2.1359
{.yamaxun}	0	0	Section 2.1356
{.yachts}	0	0	Section 2.1354
{.xperia}	0	0	Section 2.1352
{.xn--zfr164b}	0	0	Section 2.1351
{.xn--xhq521b}	0	0	Section 2.1350
{.xn--w4r85el8fhu5dnra}	0	0	Section 2.1349
{.xn--vuq861b}	0	0	Section 2.1348
{.xn--unup4y}	0	0	Section 2.1347
{.xn--tiq49xqyj}	0	0	Section 2.1346
{.xn--tckwe}	0	0	Section 2.1345
{.xn--t60b56a}	0	0	Section 2.1344
{.xn--ses554g}	0	0	Section 2.1343
{.xn--rhqv96g}	0	0	Section 2.1342
{.xn--qcka1pmc}	0	0	Section 2.1341
{.xn--q9jyb4c}	0	0	Section 2.1340
{.xn--pgb3ceoj}	0	0	Section 2.1339
{.xn--p1acf}	0	0	Section 2.1338
{.xn--otu796d}	0	0	Section 2.1337
{.xn--nyqy26a}	0	0	Section 2.1336
{.xn--ngbrx}	0	0	Section 2.1335
{.xn--ngbe9e0a}	0	0	Section 2.1334



{.xn--ngbc5azd}	0	0	Section 2.1333
{.xn--mxtq1m}	0	0	Section 2.1332
{.xn--mk1bu44c}	0	0	Section 2.1331
{.xn--mgbt3dhd}	0	0	Section 2.1330
{.xn--mgbi4ecexp}	0	0	Section 2.1329
{.xn--mgbca7dzdo}	0	0	Section 2.1328
{.xn--mgb9fbpob}	0	0	Section 2.1327
{.xn--mgbab2bd}	0	0	Section 2.1326
{.xn--mgbakc7dvh}	0	0	Section 2.1325
{.xn--mgb7c0b0a}	0	0	Section 2.1324
{.xn--kput3i}	0	0	Section 2.1323
{.xn--kpu716f}	0	0	Section 2.1322
{.xn--kcrx7bb75ajk3b}	0	0	Section 2.1321
{.xn--jlq61u9w7b}	0	0	Section 2.1320
{.xn--jlq480n2rg}	0	0	Section 2.1319
{.xn--imr513n}	0	0	Section 2.1316
{.xn--i1b6b1a6a2e}	0	0	Section 2.1315
{.xn--hxt814e}	0	0	Section 2.1314
{.xn--gk3at1e}	0	0	Section 2.1313
{.xn--gckr3f0f}	0	0	Section 2.1312
{.xn--g2xx48c}	0	0	Section 2.1311
{.xn--flw351e}	0	0	Section 2.1310
{.xn--fjq720a}	0	0	Section 2.1309
{.xn--fiq64b}	0	0	Section 2.1308
{.xn--fiq228c5hs}	0	0	Section 2.1307
{.xn--fhbei}	0	0	Section 2.1306
{.xn--fes124c}	0	0	Section 2.1305
{.xn--fct429k}	0	0	Section 2.1304
{.xn--estv75g}	0	0	Section 2.1303
{.xn--efvy88h}	0	0	Section 2.1302
{.xn--eckvdtc9d}	0	0	Section 2.1301
{.xn--d1acj3b}	0	0	Section 2.1300
{.xn--czru2d}	0	0	Section 2.1299
{.xn--czrs0t}	0	0	Section 2.1298
{.xn--cyr694b}	0	0	Section 2.1297
{.xn--cg4bki}	0	0	Section 2.1296
{.xn--cckwcxetd}	0	0	Section 2.1295
{.xn--c2br7g}	0	0	Section 2.1294
{.xn--c1avg}	0	0	Section 2.1293
{.xn--9krt00a}	0	0	Section 2.1292
{.xn--9dbq2a}	0	0	Section 2.1291
{.xn--8y0a063a}	0	0	Section 2.1290
{.xn--80aswg}	0	0	Section 2.1289
{.xn--80asehdb}	0	0	Section 2.1288
{.xn--80aqecdr1a}	0	0	Section 2.1287
{.xn--80adxhks}	0	0	Section 2.1286
{.xn--6rtwn}	0	0	Section 2.1285
{.xn--6qq986b3xl}	0	0	Section 2.1284
{.xn--6frz82g}	0	0	Section 2.1283
{.xn--5tzm5g}	0	0	Section 2.1282
{.xn--5su34j936bgsg}	0	0	Section 2.1281
{.xn--55qw42g}	0	0	Section 2.1279
{.xn--4gq48lf9j}	0	0	Section 2.1278
{.xn--4gbrim}	0	0	Section 2.1277
{.xn--45q11c}	0	0	Section 2.1276
{.xn--3pxu8k}	0	0	Section 2.1274
{.xn--3ds443g}	0	0	Section 2.1273



{.xn--3bst00m}	0	0	Section 2.1272
{.xn--1qqw23a}	0	0	Section 2.1271
{.xn--1ck2e1b}	0	0	Section 2.1270
{.xn--11b4c3d}	0	0	Section 2.1269
{.xihuan}	0	0	Section 2.1267
{.woodside}	0	0	Section 2.1257
{.wolterskluwer}	0	0	Section 2.1256
{.wme}	0	0	Section 2.1255
{.wilmar}	0	0	Section 2.1250
{.williamhill}	0	0	Section 2.1249
{.whoswho}	0	0	Section 2.1246
{.webjet}	0	0	Section 2.1239
{.weatherchannel}	0	0	Section 2.1235
{.watches}	0	0	Section 2.1233
{.warman}	0	0	Section 2.1231
{.wanggou}	0	0	Section 2.1230
{.vuelos}	0	0	Section 2.1225
{.voto}	0	0	Section 2.1223
{.voting}	0	0	Section 2.1222
{.vons}	0	0	Section 2.1220
{.volkswagen}	0	0	Section 2.1218
{.vodka}	0	0	Section 2.1217
{.vlaanderen}	0	0	Section 2.1216
{.villas}	0	0	Section 2.1206
{.viajes}	0	0	Section 2.1202
{.versicherung}	0	0	Section 2.1200
{.verisign}	0	0	Section 2.1199
{.vanish}	0	0	Section 2.1196
{.vana}	0	0	Section 2.1194
{.vacations}	0	0	Section 2.1193
{.ummah}	0	0	Section 2.1186
{.ultrabook}	0	0	Section 2.1185
{.uconnect}	0	0	Section 2.1183
{.ubank}	0	0	Section 2.1181
{.tushu}	0	0	Section 2.1179
{.tui}	0	0	Section 2.1177
{.travelguard}	0	0	Section 2.1173
{.travelersinsurance}	0	0	Section 2.1172
{.travelers}	0	0	Section 2.1171
{.travelchannel}	0	0	Section 2.1170
{.transunion}	0	0	Section 2.1169
{.translations}	0	0	Section 2.1168
{.tradershotels}	0	0	Section 2.1164
{.tmall}	0	0	Section 2.1150
{.tkmaxx}	0	0	Section 2.1149
{.tjx}	0	0	Section 2.1148
{.tjmaxx}	0	0	Section 2.1147
{.tirol}	0	0	Section 2.1146
{.tires}	0	0	Section 2.1145
{.tickets}	0	0	Section 2.1141
{.tiao}	0	0	Section 2.1140
{.thehartford}	0	0	Section 2.1139
{.theguardian}	0	0	Section 2.1138
{.temasek}	0	0	Section 2.1130
{.teletcity}	0	0	Section 2.1128
{.tatar}	0	0	Section 2.1119
{.tatamotors}	0	0	Section 2.1118

{.swiftcover}	0	0	Section <a href="#">2.1106</a>
{.swatch}	0	0	Section <a href="#">2.1105</a>
{.supplies}	0	0	Section <a href="#">2.1098</a>
{.supersport}	0	0	Section <a href="#">2.1097</a>
{.stroke}	0	0	Section <a href="#">2.1092</a>
{.statoil}	0	0	Section <a href="#">2.1086</a>
{.statefarm}	0	0	Section <a href="#">2.1085</a>
{.statebank}	0	0	Section <a href="#">2.1084</a>
{.stada}	0	0	Section <a href="#">2.1080</a>
{.spreadbetting}	0	0	Section <a href="#">2.1077</a>
{.sling}	0	0	Section <a href="#">2.1057</a>
{.skydrive}	0	0	Section <a href="#">2.1055</a>
{.skolkovo}	0	0	Section <a href="#">2.1053</a>
{.singles}	0	0	Section <a href="#">2.1048</a>
{.silk}	0	0	Section <a href="#">2.1046</a>
{.shriram}	0	0	Section <a href="#">2.1045</a>
{.shouji}	0	0	Section <a href="#">2.1042</a>
{.shopyourway}	0	0	Section <a href="#">2.1041</a>
{.shoes}	0	0	Section <a href="#">2.1038</a>
{.shiksha}	0	0	Section <a href="#">2.1037</a>
{.shia}	0	0	Section <a href="#">2.1036</a>
{.sener}	0	0	Section <a href="#">2.1024</a>
{.scor}	0	0	Section <a href="#">2.1016</a>
{.scjohnson}	0	0	Section <a href="#">2.1015</a>
{.scholarships}	0	0	Section <a href="#">2.1010</a>
{.schaeffler}	0	0	Section <a href="#">2.1008</a>
{.saxo}	0	0	Section <a href="#">2.1003</a>
{.sandvikcoromant}	0	0	Section <a href="#">2.995</a>
{.sandvik}	0	0	Section <a href="#">2.994</a>
{.saarland}	0	0	Section <a href="#">2.985</a>
{.ryukyu}	0	0	Section <a href="#">2.984</a>
{.rwe}	0	0	Section <a href="#">2.983</a>
{.rugby}	0	0	Section <a href="#">2.980</a>
{.rsvp}	0	0	Section <a href="#">2.979</a>
{.rodeo}	0	0	Section <a href="#">2.975</a>
{.rockwool}	0	0	Section <a href="#">2.974</a>
{.rmit}	0	0	Section <a href="#">2.971</a>
{.rightathome}	0	0	Section <a href="#">2.967</a>
{.richardli}	0	0	Section <a href="#">2.965</a>
{.rexroth}	0	0	Section <a href="#">2.963</a>
{.reviews}	0	0	Section <a href="#">2.962</a>
{.retirement}	0	0	Section <a href="#">2.960</a>
{.republican}	0	0	Section <a href="#">2.957</a>
{.reit}	0	0	Section <a href="#">2.950</a>
{.reise}	0	0	Section <a href="#">2.948</a>
{.redken}	0	0	Section <a href="#">2.945</a>
{.recipes}	0	0	Section <a href="#">2.943</a>
{.qpon}	0	0	Section <a href="#">2.930</a>
{.praxi}	0	0	Section <a href="#">2.915</a>
{.politie}	0	0	Section <a href="#">2.911</a>
{.pohl}	0	0	Section <a href="#">2.909</a>
{.piperlime}	0	0	Section <a href="#">2.900</a>
{.pictet}	0	0	Section <a href="#">2.893</a>
{.pfizer}	0	0	Section <a href="#">2.882</a>
{.persiangulf}	0	0	Section <a href="#">2.879</a>
{.passagens}	0	0	Section <a href="#">2.873</a>
{.panerai}	0	0	Section <a href="#">2.867</a>



{.pamperedchef}	0	0	Section 2.865
{.overheidnl}	0	0	Section 2.862
{.otsuka}	0	0	Section 2.860
{.orientexpress}	0	0	Section 2.857
{.organic}	0	0	Section 2.856
{.ollo}	0	0	Section 2.845
{.oldnavy}	0	0	Section 2.844
{.olayangroup}	0	0	Section 2.843
{.olayan}	0	0	Section 2.842
{.okinawa}	0	0	Section 2.841
{.observer}	0	0	Section 2.838
{.nra}	0	0	Section 2.833
{.nowtv}	0	0	Section 2.832
{.nowruz}	0	0	Section 2.831
{.northwesternmutual}	0	0	Section 2.828
{.nissay}	0	0	Section 2.826
{.nikon}	0	0	Section 2.823
{.nhk}	0	0	Section 2.820
{.nextdirect}	0	0	Section 2.816
{.newholland}	0	0	Section 2.813
{.neustar}	0	0	Section 2.811
{.netaporter}	0	0	Section 2.807
{.naspers}	0	0	Section 2.801
{.nadex}	0	0	Section 2.799
{.mzansimagic}	0	0	Section 2.797
{.mutuelle}	0	0	Section 2.796
{.mutualfunds}	0	0	Section 2.795
{.multichoice}	0	0	Section 2.792
{.mtpc}	0	0	Section 2.790
{.mrporter}	0	0	Section 2.787
{.mrmuscle}	0	0	Section 2.786
{.mozaic}	0	0	Section 2.785
{.motorcycles}	0	0	Section 2.781
{.mortgage}	0	0	Section 2.778
{.mormon}	0	0	Section 2.777
{.montblanc}	0	0	Section 2.775
{.mitek}	0	0	Section 2.760
{.mih}	0	0	Section 2.755
{.metlife}	0	0	Section 2.752
{.merckmsd}	0	0	Section 2.751
{.merck}	0	0	Section 2.750
{.mckinsey}	0	0	Section 2.739
{.maybelline}	0	0	Section 2.735
{.mattel}	0	0	Section 2.734
{.maserati}	0	0	Section 2.732
{.marshalls}	0	0	Section 2.731
{.makeup}	0	0	Section 2.722
{.luxury}	0	0	Section 2.716
{.lupin}	0	0	Section 2.714
{.lundbeck}	0	0	Section 2.713
{.lplfinancial}	0	0	Section 2.710
{.lotte}	0	0	Section 2.706
{.locus}	0	0	Section 2.701
{.locker}	0	0	Section 2.700
{.lixil}	0	0	Section 2.695
{.livestrong}	0	0	Section 2.693
{.lipsy}	0	0	Section 2.691

{.lifeinsurance}	0	0	Section 2.681
{.liaison}	0	0	Section 2.678
{.lgbt}	0	0	Section 2.677
{.lease}	0	0	Section 2.672
{.lawyer}	0	0	Section 2.670
{.latrobe}	0	0	Section 2.668
{.latino}	0	0	Section 2.667
{.lancome}	0	0	Section 2.661
{.lancia}	0	0	Section 2.660
{.lamer}	0	0	Section 2.658
{.lamborghini}	0	0	Section 2.657
{.ladbrokes}	0	0	Section 2.656
{.kyknet}	0	0	Section 2.653
{.kindle}	0	0	Section 2.640
{.kiehls}	0	0	Section 2.637
{.kerrylogistics}	0	0	Section 2.631
{.kerastase}	0	0	Section 2.630
{.kaufen}	0	0	Section 2.628
{.justforu}	0	0	Section 2.627
{.jot}	0	0	Section 2.620
{.jmp}	0	0	Section 2.617
{.jio}	0	0	Section 2.614
{.jetzt}	0	0	Section 2.612
{.ismaili}	0	0	Section 2.600
{.iselect}	0	0	Section 2.598
{.investments}	0	0	Section 2.594
{.insure}	0	0	Section 2.590
{.ieee}	0	0	Section 2.573
{.hoteis}	0	0	Section 2.556
{.honeywell}	0	0	Section 2.550
{.homesense}	0	0	Section 2.548
{.homegoods}	0	0	Section 2.546
{.hisamitsu}	0	0	Section 2.537
{.hiphop}	0	0	Section 2.536
{.hangout}	0	0	Section 2.521
{.halal}	0	0	Section 2.519
{.guitars}	0	0	Section 2.516
{.guide}	0	0	Section 2.515
{.guge}	0	0	Section 2.514
{.guardianlife}	0	0	Section 2.512
{.grocery}	0	0	Section 2.509
{.gripe}	0	0	Section 2.508
{.grainger}	0	0	Section 2.503
{.gotv}	0	0	Section 2.502
{.goodhands}	0	0	Section 2.496
{.goldpoint}	0	0	Section 2.493
{.globalx}	0	0	Section 2.484
{.glean}	0	0	Section 2.482
{.glade}	0	0	Section 2.479
{.giving}	0	0	Section 2.478
{.gives}	0	0	Section 2.477
{.gifts}	0	0	Section 2.476
{.gift}	0	0	Section 2.475
{.ggee}	0	0	Section 2.474
{.gecompany}	0	0	Section 2.469
{.gbiz}	0	0	Section 2.465
{.garnier}	0	0	Section 2.463



{.gallup}	0	0	Section 2.458
{.futbol}	0	0	Section 2.453
{.frontdoor}	0	0	Section 2.445
{.frogans}	0	0	Section 2.444
{.fresenius}	0	0	Section 2.442
{.forsale}	0	0	Section 2.437
{.forex}	0	0	Section 2.436
{.flsmidth}	0	0	Section 2.429
{.florist}	0	0	Section 2.426
{.flights}	0	0	Section 2.424
{.firmdale}	0	0	Section 2.418
{.firestone}	0	0	Section 2.417
{.finish}	0	0	Section 2.415
{.financialaid}	0	0	Section 2.414
{.fairwinds}	0	0	Section 2.394
{.extraspace}	0	0	Section 2.391
{.exposed}	0	0	Section 2.389
{.everbank}	0	0	Section 2.386
{.eus}	0	0	Section 2.384
{.eurovision}	0	0	Section 2.383
{.esurance}	0	0	Section 2.381
{.erni}	0	0	Section 2.377
{.equipment}	0	0	Section 2.375
{.epost}	0	0	Section 2.373
{.emerck}	0	0	Section 2.367
{.duns}	0	0	Section 2.354
{.dunlop}	0	0	Section 2.353
{.dstv}	0	0	Section 2.349
{.doosan}	0	0	Section 2.345
{.dnp}	0	0	Section 2.337
{.digikey}	0	0	Section 2.328
{.deutschepost}	0	0	Section 2.323
{.democrat}	0	0	Section 2.318
{.delmonte}	0	0	Section 2.315
{.degree}	0	0	Section 2.312
{.deals}	0	0	Section 2.311
{.dclk}	0	0	Section 2.307
{.datsun}	0	0	Section 2.305
{.dating}	0	0	Section 2.304
{.dabur}	0	0	Section 2.299
{.cyou}	0	0	Section 2.298
{.cymru}	0	0	Section 2.297
{.cuisinella}	0	0	Section 2.296
{.cruises}	0	0	Section 2.294
{.creditunion}	0	0	Section 2.289
{.creditcard}	0	0	Section 2.288
{.courses}	0	0	Section 2.285
{.coupons}	0	0	Section 2.284
{.coupon}	0	0	Section 2.283
{.corsica}	0	0	Section 2.281
{.cookingchannel}	0	0	Section 2.278
{.cooking}	0	0	Section 2.277
{.connectors}	0	0	Section 2.272
{.condos}	0	0	Section 2.271
{.comsec}	0	0	Section 2.270
{.compare}	0	0	Section 2.268
{.commbank}	0	0	Section 2.265

{.codes}	0	0	Section <a href="#">2.260</a>
{.clothing}	0	0	Section <a href="#">2.254</a>
{.cleaning}	0	0	Section <a href="#">2.250</a>
{.cityeats}	0	0	Section <a href="#">2.248</a>
{.cipriani}	0	0	Section <a href="#">2.241</a>
{.cimb}	0	0	Section <a href="#">2.240</a>
{.cialis}	0	0	Section <a href="#">2.239</a>
{.chrysler}	0	0	Section <a href="#">2.237</a>
{.christmas}	0	0	Section <a href="#">2.235</a>
{.chintai}	0	0	Section <a href="#">2.232</a>
{.chatr}	0	0	Section <a href="#">2.227</a>
{.chartis}	0	0	Section <a href="#">2.224</a>
{.changiairport}	0	0	Section <a href="#">2.221</a>
{.cern}	0	0	Section <a href="#">2.217</a>
{.catalonia}	0	0	Section <a href="#">2.207</a>
{.caseih}	0	0	Section <a href="#">2.204</a>
{.cartier}	0	0	Section <a href="#">2.201</a>
{.carinsurance}	0	0	Section <a href="#">2.199</a>
{.caremore}	0	0	Section <a href="#">2.198</a>
{.capetown}	0	0	Section <a href="#">2.189</a>
{.cancerresearch}	0	0	Section <a href="#">2.187</a>
{.canalplus}	0	0	Section <a href="#">2.186</a>
{.calvinklein}	0	0	Section <a href="#">2.182</a>
{.cadillac}	0	0	Section <a href="#">2.178</a>
{.bway}	0	0	Section <a href="#">2.175</a>
{.buick}	0	0	Section <a href="#">2.168</a>
{.bridgestone}	0	0	Section <a href="#">2.161</a>
{.bostik}	0	0	Section <a href="#">2.155</a>
{.bofa}	0	0	Section <a href="#">2.147</a>
{.bloomingdales}	0	0	Section <a href="#">2.139</a>
{.blockbuster}	0	0	Section <a href="#">2.136</a>
{.blackfriday}	0	0	Section <a href="#">2.134</a>
{.beknown}	0	0	Section <a href="#">2.120</a>
{.beats}	0	0	Section <a href="#">2.117</a>
{.bargains}	0	0	Section <a href="#">2.106</a>
{.barefoot}	0	0	Section <a href="#">2.105</a>
{.barclaycard}	0	0	Section <a href="#">2.103</a>
{.bananarepublic}	0	0	Section <a href="#">2.97</a>
{.avianca}	0	0	Section <a href="#">2.89</a>
{.autos}	0	0	Section <a href="#">2.87</a>
{.autoinsurance}	0	0	Section <a href="#">2.86</a>
{.auspost}	0	0	Section <a href="#">2.83</a>
{.auction}	0	0	Section <a href="#">2.79</a>
{.attorney}	0	0	Section <a href="#">2.78</a>
{.athleta}	0	0	Section <a href="#">2.77</a>
{.architect}	0	0	Section <a href="#">2.69</a>
{.aquitaine}	0	0	Section <a href="#">2.65</a>
{.ansons}	0	0	Section <a href="#">2.56</a>
{.anquan}	0	0	Section <a href="#">2.55</a>
{.amica}	0	0	Section <a href="#">2.49</a>
{.amfam}	0	0	Section <a href="#">2.48</a>
{.americanfamily}	0	0	Section <a href="#">2.46</a>
{.alipay}	0	0	Section <a href="#">2.39</a>
{.alfaromeo}	0	0	Section <a href="#">2.37</a>
{.alcon}	0	0	Section <a href="#">2.36</a>
{.akdn}	0	0	Section <a href="#">2.35</a>
{.airforce}	0	0	Section <a href="#">2.33</a>



{.aigo}	0	0	Section <a href="#">2.31</a>
{.aig}	0	0	Section <a href="#">2.30</a>
{.agakhan}	0	0	Section <a href="#">2.28</a>
{.africamagic}	0	0	Section <a href="#">2.27</a>
{.afl}	0	0	Section <a href="#">2.25</a>
{.afamilycompany}	0	0	Section <a href="#">2.24</a>
{.aetna}	0	0	Section <a href="#">2.23</a>
{.adac}	0	0	Section <a href="#">2.19</a>
{.actor}	0	0	Section <a href="#">2.18</a>
{.accountant}	0	0	Section <a href="#">2.13</a>
{.abudhabi}	0	0	Section <a href="#">2.10</a>
{.abogado}	0	0	Section <a href="#">2.9</a>
{.abbvie}	0	0	Section <a href="#">2.6</a>
{.abarth}	0	0	Section <a href="#">2.3</a>
{.aarp}	0	0	Section <a href="#">2.2</a>

Table 1.2: List of SLDs for each TLD and the corresponding outcome of applying the pipeline of several filters. **SLD count** displays the number of SLDs found for each gTLD. **NRep** displays the number of non-representative records (records occurring below the filtering thresholds defined in section 1.3). The section numbers in the "Section" column contain hyperlinks to the corresponding location in the document.

## :: 1.6 gTLDs with more than 50,000 non-representative records

For each gTLD, we select a set of "representative" SLDs by using the filters described in section 1.5. There is also a fraction of records that are not included in the set. We call these records "non-representative" (NRep).

In this section, we count the number of non-representative records for each gTLD, and display those that exceed the threshold of 50,000. Table 1.3 displays gTLDs that fall into this category.

Non-representative NXD records count		
TLD	NRep	Section
{.home}	37880516	Section <a href="#">2.544</a>
{.corp}	13578037	Section <a href="#">2.280</a>

Table 1.3: List of TLDs that hold more than 50,000 non-representative records. **NRep** displays the number of non-representative records (records occurring below the filtering thresholds defined in section 1.3). The section numbers in the "Section" column contain hyperlinks to the corresponding location in the document.



# CONTENTS

<b>1</b>	<b>Executive Summary</b>	<b>1</b>
1.1	Introduction . . . . .	1
1.2	Method Overview . . . . .	1
1.3	Definitions & Methods . . . . .	2
1.4	Representative SLDs: A Global Overview . . . . .	4
1.5	gTLDs by Frequency of Occurrence . . . . .	6
1.6	gTLDs with more than 50,000 non-representative records . . . . .	31
	<b>Contents</b>	<b>32</b>
<b>2</b>	<b>Representative SLDs</b>	<b>69</b>
2.1	Representative SLDs for gTLD: <b>{.aaa}</b> . . . . .	69
2.2	Representative SLDs for gTLD: <b>{.aarp}</b> . . . . .	72
2.3	Representative SLDs for gTLD: <b>{.abarth}</b> . . . . .	72
2.4	Representative SLDs for gTLD: <b>{.abb}</b> . . . . .	73
2.5	Representative SLDs for gTLD: <b>{.abbott}</b> . . . . .	75
2.6	Representative SLDs for gTLD: <b>{.abbvie}</b> . . . . .	78
2.7	Representative SLDs for gTLD: <b>{.abc}</b> . . . . .	78
2.8	Representative SLDs for gTLD: <b>{.able}</b> . . . . .	82
2.9	Representative SLDs for gTLD: <b>{.abogado}</b> . . . . .	85
2.10	Representative SLDs for gTLD: <b>{.abudhabi}</b> . . . . .	85
2.11	Representative SLDs for gTLD: <b>{.academy}</b> . . . . .	86
2.12	Representative SLDs for gTLD: <b>{.accenture}</b> . . . . .	89
2.13	Representative SLDs for gTLD: <b>{.accountant}</b> . . . . .	92
2.14	Representative SLDs for gTLD: <b>{.accountants}</b> . . . . .	92
2.15	Representative SLDs for gTLD: <b>{.acer}</b> . . . . .	95
2.16	Representative SLDs for gTLD: <b>{.aco}</b> . . . . .	98
2.17	Representative SLDs for gTLD: <b>{.active}</b> . . . . .	101



2.18	Representative SLDs for gTLD: <b>{.actor}</b> . . . . .	104
2.19	Representative SLDs for gTLD: <b>{.adac}</b> . . . . .	104
2.20	Representative SLDs for gTLD: <b>{.ads}</b> . . . . .	105
2.21	Representative SLDs for gTLD: <b>{.adult}</b> . . . . .	108
2.22	Representative SLDs for gTLD: <b>{.aeg}</b> . . . . .	111
2.23	Representative SLDs for gTLD: <b>{.aetna}</b> . . . . .	114
2.24	Representative SLDs for gTLD: <b>{.afamilycompany}</b> . . . . .	114
2.25	Representative SLDs for gTLD: <b>{.afl}</b> . . . . .	115
2.26	Representative SLDs for gTLD: <b>{.africa}</b> . . . . .	115
2.27	Representative SLDs for gTLD: <b>{.africamagic}</b> . . . . .	118
2.28	Representative SLDs for gTLD: <b>{.agakhan}</b> . . . . .	118
2.29	Representative SLDs for gTLD: <b>{.agency}</b> . . . . .	119
2.30	Representative SLDs for gTLD: <b>{.aig}</b> . . . . .	121
2.31	Representative SLDs for gTLD: <b>{.aigo}</b> . . . . .	121
2.32	Representative SLDs for gTLD: <b>{.airbus}</b> . . . . .	122
2.33	Representative SLDs for gTLD: <b>{.airforce}</b> . . . . .	124
2.34	Representative SLDs for gTLD: <b>{.airtel}</b> . . . . .	124
2.35	Representative SLDs for gTLD: <b>{.akdn}</b> . . . . .	127
2.36	Representative SLDs for gTLD: <b>{.alcon}</b> . . . . .	127
2.37	Representative SLDs for gTLD: <b>{.alfaromeo}</b> . . . . .	128
2.38	Representative SLDs for gTLD: <b>{.alibaba}</b> . . . . .	128
2.39	Representative SLDs for gTLD: <b>{.alipay}</b> . . . . .	131
2.40	Representative SLDs for gTLD: <b>{.allstate}</b> . . . . .	131
2.41	Representative SLDs for gTLD: <b>{.ally}</b> . . . . .	134
2.42	Representative SLDs for gTLD: <b>{.alsace}</b> . . . . .	137
2.43	Representative SLDs for gTLD: <b>{.alstom}</b> . . . . .	140
2.44	Representative SLDs for gTLD: <b>{.amazon}</b> . . . . .	143
2.45	Representative SLDs for gTLD: <b>{.americanexpress}</b> . . . . .	146
2.46	Representative SLDs for gTLD: <b>{.americanfamily}</b> . . . . .	149
2.47	Representative SLDs for gTLD: <b>{.amex}</b> . . . . .	149
2.48	Representative SLDs for gTLD: <b>{.amfam}</b> . . . . .	152
2.49	Representative SLDs for gTLD: <b>{.amica}</b> . . . . .	152
2.50	Representative SLDs for gTLD: <b>{.amp}</b> . . . . .	153
2.51	Representative SLDs for gTLD: <b>{.amsterdam}</b> . . . . .	155
2.52	Representative SLDs for gTLD: <b>{.analytics}</b> . . . . .	158
2.53	Representative SLDs for gTLD: <b>{.and}</b> . . . . .	161
2.54	Representative SLDs for gTLD: <b>{.android}</b> . . . . .	164
2.55	Representative SLDs for gTLD: <b>{.anquan}</b> . . . . .	167

2.56	Representative SLDs for gTLD: <b>{.ansons}</b> . . . . .	167
2.57	Representative SLDs for gTLD: <b>{.anthem}</b> . . . . .	168
2.58	Representative SLDs for gTLD: <b>{.antivirus}</b> . . . . .	170
2.59	Representative SLDs for gTLD: <b>{.anz}</b> . . . . .	173
2.60	Representative SLDs for gTLD: <b>{.aol}</b> . . . . .	176
2.61	Representative SLDs for gTLD: <b>{.apartments}</b> . . . . .	179
2.62	Representative SLDs for gTLD: <b>{.app}</b> . . . . .	182
2.63	Representative SLDs for gTLD: <b>{.apple}</b> . . . . .	185
2.64	Representative SLDs for gTLD: <b>{.aquarelle}</b> . . . . .	188
2.65	Representative SLDs for gTLD: <b>{.aquitaine}</b> . . . . .	191
2.66	Representative SLDs for gTLD: <b>{.arab}</b> . . . . .	191
2.67	Representative SLDs for gTLD: <b>{.aramco}</b> . . . . .	194
2.68	Representative SLDs for gTLD: <b>{.archi}</b> . . . . .	197
2.69	Representative SLDs for gTLD: <b>{.architect}</b> . . . . .	200
2.70	Representative SLDs for gTLD: <b>{.are}</b> . . . . .	200
2.71	Representative SLDs for gTLD: <b>{.army}</b> . . . . .	203
2.72	Representative SLDs for gTLD: <b>{.art}</b> . . . . .	206
2.73	Representative SLDs for gTLD: <b>{.arte}</b> . . . . .	209
2.74	Representative SLDs for gTLD: <b>{.asda}</b> . . . . .	212
2.75	Representative SLDs for gTLD: <b>{.associates}</b> . . . . .	215
2.76	Representative SLDs for gTLD: <b>{.astrium}</b> . . . . .	218
2.77	Representative SLDs for gTLD: <b>{.athleta}</b> . . . . .	221
2.78	Representative SLDs for gTLD: <b>{.attorney}</b> . . . . .	221
2.79	Representative SLDs for gTLD: <b>{.auction}</b> . . . . .	222
2.80	Representative SLDs for gTLD: <b>{.audi}</b> . . . . .	222
2.81	Representative SLDs for gTLD: <b>{.audible}</b> . . . . .	224
2.82	Representative SLDs for gTLD: <b>{.audio}</b> . . . . .	227
2.83	Representative SLDs for gTLD: <b>{.auspost}</b> . . . . .	230
2.84	Representative SLDs for gTLD: <b>{.author}</b> . . . . .	230
2.85	Representative SLDs for gTLD: <b>{.auto}</b> . . . . .	233
2.86	Representative SLDs for gTLD: <b>{.autoinsurance}</b> . . . . .	236
2.87	Representative SLDs for gTLD: <b>{.autos}</b> . . . . .	236
2.88	Representative SLDs for gTLD: <b>{.avery}</b> . . . . .	237
2.89	Representative SLDs for gTLD: <b>{.avianca}</b> . . . . .	239
2.90	Representative SLDs for gTLD: <b>{.aws}</b> . . . . .	239
2.91	Representative SLDs for gTLD: <b>{.axa}</b> . . . . .	242
2.92	Representative SLDs for gTLD: <b>{.axis}</b> . . . . .	245
2.93	Representative SLDs for gTLD: <b>{.azure}</b> . . . . .	248



2.94	Representative SLDs for gTLD: <b>{.baby}</b> . . . . .	251
2.95	Representative SLDs for gTLD: <b>{.baidu}</b> . . . . .	254
2.96	Representative SLDs for gTLD: <b>{.banamex}</b> . . . . .	257
2.97	Representative SLDs for gTLD: <b>{.bananarepublic}</b> . . . . .	260
2.98	Representative SLDs for gTLD: <b>{.band}</b> . . . . .	260
2.99	Representative SLDs for gTLD: <b>{.bank}</b> . . . . .	263
2.100	Representative SLDs for gTLD: <b>{.banque}</b> . . . . .	266
2.101	Representative SLDs for gTLD: <b>{.bar}</b> . . . . .	269
2.102	Representative SLDs for gTLD: <b>{.barcelona}</b> . . . . .	272
2.103	Representative SLDs for gTLD: <b>{.barclaycard}</b> . . . . .	275
2.104	Representative SLDs for gTLD: <b>{.barclays}</b> . . . . .	275
2.105	Representative SLDs for gTLD: <b>{.barefoot}</b> . . . . .	278
2.106	Representative SLDs for gTLD: <b>{.bargains}</b> . . . . .	278
2.107	Representative SLDs for gTLD: <b>{.baseball}</b> . . . . .	279
2.108	Representative SLDs for gTLD: <b>{.basketball}</b> . . . . .	281
2.109	Representative SLDs for gTLD: <b>{.bauhaus}</b> . . . . .	284
2.110	Representative SLDs for gTLD: <b>{.bayern}</b> . . . . .	287
2.111	Representative SLDs for gTLD: <b>{.bbb}</b> . . . . .	290
2.112	Representative SLDs for gTLD: <b>{.bbc}</b> . . . . .	293
2.113	Representative SLDs for gTLD: <b>{.bbt}</b> . . . . .	296
2.114	Representative SLDs for gTLD: <b>{.bbva}</b> . . . . .	299
2.115	Representative SLDs for gTLD: <b>{.bcg}</b> . . . . .	302
2.116	Representative SLDs for gTLD: <b>{.bcn}</b> . . . . .	305
2.117	Representative SLDs for gTLD: <b>{.beats}</b> . . . . .	308
2.118	Representative SLDs for gTLD: <b>{.beauty}</b> . . . . .	308
2.119	Representative SLDs for gTLD: <b>{.beer}</b> . . . . .	311
2.120	Representative SLDs for gTLD: <b>{.beknown}</b> . . . . .	314
2.121	Representative SLDs for gTLD: <b>{.bentley}</b> . . . . .	314
2.122	Representative SLDs for gTLD: <b>{.berlin}</b> . . . . .	317
2.123	Representative SLDs for gTLD: <b>{.best}</b> . . . . .	320
2.124	Representative SLDs for gTLD: <b>{.bestbuy}</b> . . . . .	323
2.125	Representative SLDs for gTLD: <b>{.bet}</b> . . . . .	326
2.126	Representative SLDs for gTLD: <b>{.bharti}</b> . . . . .	329
2.127	Representative SLDs for gTLD: <b>{.bible}</b> . . . . .	332
2.128	Representative SLDs for gTLD: <b>{.bid}</b> . . . . .	335
2.129	Representative SLDs for gTLD: <b>{.bike}</b> . . . . .	338
2.130	Representative SLDs for gTLD: <b>{.bing}</b> . . . . .	341
2.131	Representative SLDs for gTLD: <b>{.bingo}</b> . . . . .	344

2.132	Representative SLDs for gTLD: <b>{.bio}</b> . . . . .	347
2.133	Representative SLDs for gTLD: <b>{.black}</b> . . . . .	350
2.134	Representative SLDs for gTLD: <b>{.blackfriday}</b> . . . . .	353
2.135	Representative SLDs for gTLD: <b>{.blanco}</b> . . . . .	353
2.136	Representative SLDs for gTLD: <b>{.blockbuster}</b> . . . . .	356
2.137	Representative SLDs for gTLD: <b>{.blog}</b> . . . . .	356
2.138	Representative SLDs for gTLD: <b>{.bloomberg}</b> . . . . .	360
2.139	Representative SLDs for gTLD: <b>{.bloomingdales}</b> . . . . .	363
2.140	Representative SLDs for gTLD: <b>{.blue}</b> . . . . .	363
2.141	Representative SLDs for gTLD: <b>{.bms}</b> . . . . .	366
2.142	Representative SLDs for gTLD: <b>{.bmw}</b> . . . . .	369
2.143	Representative SLDs for gTLD: <b>{.bnl}</b> . . . . .	372
2.144	Representative SLDs for gTLD: <b>{.bnpparibas}</b> . . . . .	375
2.145	Representative SLDs for gTLD: <b>{.boats}</b> . . . . .	378
2.146	Representative SLDs for gTLD: <b>{.boehringer}</b> . . . . .	381
2.147	Representative SLDs for gTLD: <b>{.bofa}</b> . . . . .	384
2.148	Representative SLDs for gTLD: <b>{.bom}</b> . . . . .	384
2.149	Representative SLDs for gTLD: <b>{.bond}</b> . . . . .	387
2.150	Representative SLDs for gTLD: <b>{.boo}</b> . . . . .	390
2.151	Representative SLDs for gTLD: <b>{.book}</b> . . . . .	393
2.152	Representative SLDs for gTLD: <b>{.booking}</b> . . . . .	396
2.153	Representative SLDs for gTLD: <b>{.boots}</b> . . . . .	399
2.154	Representative SLDs for gTLD: <b>{.bosch}</b> . . . . .	402
2.155	Representative SLDs for gTLD: <b>{.bostik}</b> . . . . .	405
2.156	Representative SLDs for gTLD: <b>{.boston}</b> . . . . .	405
2.157	Representative SLDs for gTLD: <b>{.bot}</b> . . . . .	408
2.158	Representative SLDs for gTLD: <b>{.boutique}</b> . . . . .	411
2.159	Representative SLDs for gTLD: <b>{.box}</b> . . . . .	414
2.160	Representative SLDs for gTLD: <b>{.bradesco}</b> . . . . .	417
2.161	Representative SLDs for gTLD: <b>{.bridgestone}</b> . . . . .	420
2.162	Representative SLDs for gTLD: <b>{.broadway}</b> . . . . .	420
2.163	Representative SLDs for gTLD: <b>{.broker}</b> . . . . .	423
2.164	Representative SLDs for gTLD: <b>{.brother}</b> . . . . .	426
2.165	Representative SLDs for gTLD: <b>{.brussels}</b> . . . . .	429
2.166	Representative SLDs for gTLD: <b>{.budapest}</b> . . . . .	432
2.167	Representative SLDs for gTLD: <b>{.bugatti}</b> . . . . .	435
2.168	Representative SLDs for gTLD: <b>{.buick}</b> . . . . .	438
2.169	Representative SLDs for gTLD: <b>{.build}</b> . . . . .	438



2.170	Representative SLDs for gTLD: <b>{.builders}</b> . . . . .	441
2.171	Representative SLDs for gTLD: <b>{.business}</b> . . . . .	444
2.172	Representative SLDs for gTLD: <b>{.buy}</b> . . . . .	447
2.173	Representative SLDs for gTLD: <b>{.buzz}</b> . . . . .	450
2.174	Representative SLDs for gTLD: <b>{.bv}</b> . . . . .	453
2.175	Representative SLDs for gTLD: <b>{.bway}</b> . . . . .	456
2.176	Representative SLDs for gTLD: <b>{.bzh}</b> . . . . .	456
2.177	Representative SLDs for gTLD: <b>{.cab}</b> . . . . .	459
2.178	Representative SLDs for gTLD: <b>{.cadillac}</b> . . . . .	462
2.179	Representative SLDs for gTLD: <b>{.cafe}</b> . . . . .	462
2.180	Representative SLDs for gTLD: <b>{.cal}</b> . . . . .	465
2.181	Representative SLDs for gTLD: <b>{.call}</b> . . . . .	468
2.182	Representative SLDs for gTLD: <b>{.calvinklein}</b> . . . . .	471
2.183	Representative SLDs for gTLD: <b>{.cam}</b> . . . . .	471
2.184	Representative SLDs for gTLD: <b>{.camera}</b> . . . . .	475
2.185	Representative SLDs for gTLD: <b>{.camp}</b> . . . . .	478
2.186	Representative SLDs for gTLD: <b>{.canalplus}</b> . . . . .	481
2.187	Representative SLDs for gTLD: <b>{.cancerresearch}</b> . . . . .	481
2.188	Representative SLDs for gTLD: <b>{.canon}</b> . . . . .	482
2.189	Representative SLDs for gTLD: <b>{.capetown}</b> . . . . .	484
2.190	Representative SLDs for gTLD: <b>{.capital}</b> . . . . .	484
2.191	Representative SLDs for gTLD: <b>{.capitalone}</b> . . . . .	487
2.192	Representative SLDs for gTLD: <b>{.car}</b> . . . . .	490
2.193	Representative SLDs for gTLD: <b>{.caravan}</b> . . . . .	493
2.194	Representative SLDs for gTLD: <b>{.cards}</b> . . . . .	496
2.195	Representative SLDs for gTLD: <b>{.care}</b> . . . . .	499
2.196	Representative SLDs for gTLD: <b>{.career}</b> . . . . .	502
2.197	Representative SLDs for gTLD: <b>{.careers}</b> . . . . .	505
2.198	Representative SLDs for gTLD: <b>{.caremore}</b> . . . . .	508
2.199	Representative SLDs for gTLD: <b>{.carinsurance}</b> . . . . .	508
2.200	Representative SLDs for gTLD: <b>{.cars}</b> . . . . .	509
2.201	Representative SLDs for gTLD: <b>{.cartier}</b> . . . . .	511
2.202	Representative SLDs for gTLD: <b>{.casa}</b> . . . . .	511
2.203	Representative SLDs for gTLD: <b>{.case}</b> . . . . .	514
2.204	Representative SLDs for gTLD: <b>{.caseih}</b> . . . . .	517
2.205	Representative SLDs for gTLD: <b>{.cash}</b> . . . . .	517
2.206	Representative SLDs for gTLD: <b>{.casino}</b> . . . . .	520
2.207	Representative SLDs for gTLD: <b>{.catalonia}</b> . . . . .	523

2.208	Representative SLDs for gTLD: <b>{.catering}</b> . . . . .	523
2.209	Representative SLDs for gTLD: <b>{.catholic}</b> . . . . .	526
2.210	Representative SLDs for gTLD: <b>{.cba}</b> . . . . .	529
2.211	Representative SLDs for gTLD: <b>{.cbn}</b> . . . . .	532
2.212	Representative SLDs for gTLD: <b>{.cbre}</b> . . . . .	535
2.213	Representative SLDs for gTLD: <b>{.cbs}</b> . . . . .	538
2.214	Representative SLDs for gTLD: <b>{.ceb}</b> . . . . .	541
2.215	Representative SLDs for gTLD: <b>{.center}</b> . . . . .	544
2.216	Representative SLDs for gTLD: <b>{.ceo}</b> . . . . .	547
2.217	Representative SLDs for gTLD: <b>{.cern}</b> . . . . .	550
2.218	Representative SLDs for gTLD: <b>{.cfa}</b> . . . . .	550
2.219	Representative SLDs for gTLD: <b>{.cfd}</b> . . . . .	553
2.220	Representative SLDs for gTLD: <b>{.chanel}</b> . . . . .	556
2.221	Representative SLDs for gTLD: <b>{.changiairport}</b> . . . . .	559
2.222	Representative SLDs for gTLD: <b>{.channel}</b> . . . . .	559
2.223	Representative SLDs for gTLD: <b>{.charity}</b> . . . . .	562
2.224	Representative SLDs for gTLD: <b>{.chartis}</b> . . . . .	565
2.225	Representative SLDs for gTLD: <b>{.chase}</b> . . . . .	565
2.226	Representative SLDs for gTLD: <b>{.chat}</b> . . . . .	568
2.227	Representative SLDs for gTLD: <b>{.chatr}</b> . . . . .	571
2.228	Representative SLDs for gTLD: <b>{.cheap}</b> . . . . .	571
2.229	Representative SLDs for gTLD: <b>{.chesapeake}</b> . . . . .	574
2.230	Representative SLDs for gTLD: <b>{.chevrolet}</b> . . . . .	577
2.231	Representative SLDs for gTLD: <b>{.chevy}</b> . . . . .	580
2.232	Representative SLDs for gTLD: <b>{.chintai}</b> . . . . .	583
2.233	Representative SLDs for gTLD: <b>{.chk}</b> . . . . .	583
2.234	Representative SLDs for gTLD: <b>{.chloe}</b> . . . . .	586
2.235	Representative SLDs for gTLD: <b>{.christmas}</b> . . . . .	589
2.236	Representative SLDs for gTLD: <b>{.chrome}</b> . . . . .	589
2.237	Representative SLDs for gTLD: <b>{.chrysler}</b> . . . . .	593
2.238	Representative SLDs for gTLD: <b>{.church}</b> . . . . .	593
2.239	Representative SLDs for gTLD: <b>{.cialis}</b> . . . . .	596
2.240	Representative SLDs for gTLD: <b>{.cimb}</b> . . . . .	596
2.241	Representative SLDs for gTLD: <b>{.cipriani}</b> . . . . .	597
2.242	Representative SLDs for gTLD: <b>{.circle}</b> . . . . .	597
2.243	Representative SLDs for gTLD: <b>{.cisco}</b> . . . . .	600
2.244	Representative SLDs for gTLD: <b>{.citadel}</b> . . . . .	603
2.245	Representative SLDs for gTLD: <b>{.citi}</b> . . . . .	606





2.246	Representative SLDs for gTLD: <b>{.citic}</b> . . . . .	609
2.247	Representative SLDs for gTLD: <b>{.city}</b> . . . . .	612
2.248	Representative SLDs for gTLD: <b>{.cityeats}</b> . . . . .	615
2.249	Representative SLDs for gTLD: <b>{.claims}</b> . . . . .	615
2.250	Representative SLDs for gTLD: <b>{.cleaning}</b> . . . . .	618
2.251	Representative SLDs for gTLD: <b>{.click}</b> . . . . .	618
2.252	Representative SLDs for gTLD: <b>{.clinic}</b> . . . . .	621
2.253	Representative SLDs for gTLD: <b>{.clinique}</b> . . . . .	624
2.254	Representative SLDs for gTLD: <b>{.clothing}</b> . . . . .	627
2.255	Representative SLDs for gTLD: <b>{.cloud}</b> . . . . .	627
2.256	Representative SLDs for gTLD: <b>{.club}</b> . . . . .	631
2.257	Representative SLDs for gTLD: <b>{.clubmed}</b> . . . . .	634
2.258	Representative SLDs for gTLD: <b>{.co}</b> . . . . .	637
2.259	Representative SLDs for gTLD: <b>{.coach}</b> . . . . .	640
2.260	Representative SLDs for gTLD: <b>{.codes}</b> . . . . .	643
2.261	Representative SLDs for gTLD: <b>{.coffee}</b> . . . . .	643
2.262	Representative SLDs for gTLD: <b>{.college}</b> . . . . .	646
2.263	Representative SLDs for gTLD: <b>{.cologne}</b> . . . . .	649
2.264	Representative SLDs for gTLD: <b>{.comcast}</b> . . . . .	652
2.265	Representative SLDs for gTLD: <b>{.commbank}</b> . . . . .	655
2.266	Representative SLDs for gTLD: <b>{.community}</b> . . . . .	655
2.267	Representative SLDs for gTLD: <b>{.company}</b> . . . . .	658
2.268	Representative SLDs for gTLD: <b>{.compare}</b> . . . . .	661
2.269	Representative SLDs for gTLD: <b>{.computer}</b> . . . . .	661
2.270	Representative SLDs for gTLD: <b>{.comsec}</b> . . . . .	664
2.271	Representative SLDs for gTLD: <b>{.condos}</b> . . . . .	664
2.272	Representative SLDs for gTLD: <b>{.connectors}</b> . . . . .	665
2.273	Representative SLDs for gTLD: <b>{.construction}</b> . . . . .	665
2.274	Representative SLDs for gTLD: <b>{.consulting}</b> . . . . .	668
2.275	Representative SLDs for gTLD: <b>{.contact}</b> . . . . .	671
2.276	Representative SLDs for gTLD: <b>{.contractors}</b> . . . . .	674
2.277	Representative SLDs for gTLD: <b>{.cooking}</b> . . . . .	677
2.278	Representative SLDs for gTLD: <b>{.cookingchannel}</b> . . . . .	677
2.279	Representative SLDs for gTLD: <b>{.cool}</b> . . . . .	678
2.280	Representative SLDs for gTLD: <b>{.corp}</b> . . . . .	680
2.281	Representative SLDs for gTLD: <b>{.corsica}</b> . . . . .	683
2.282	Representative SLDs for gTLD: <b>{.country}</b> . . . . .	683
2.283	Representative SLDs for gTLD: <b>{.coupon}</b> . . . . .	686



2.284	Representative SLDs for gTLD: <b>{.coupons}</b>	686
2.285	Representative SLDs for gTLD: <b>{.courses}</b>	687
2.286	Representative SLDs for gTLD: <b>{.cpa}</b>	687
2.287	Representative SLDs for gTLD: <b>{.credit}</b>	690
2.288	Representative SLDs for gTLD: <b>{.creditcard}</b>	693
2.289	Representative SLDs for gTLD: <b>{.creditunion}</b>	693
2.290	Representative SLDs for gTLD: <b>{.cricket}</b>	694
2.291	Representative SLDs for gTLD: <b>{.crown}</b>	696
2.292	Representative SLDs for gTLD: <b>{.crs}</b>	699
2.293	Representative SLDs for gTLD: <b>{.cruise}</b>	702
2.294	Representative SLDs for gTLD: <b>{.cruises}</b>	705
2.295	Representative SLDs for gTLD: <b>{.csc}</b>	705
2.296	Representative SLDs for gTLD: <b>{.cuisinella}</b>	708
2.297	Representative SLDs for gTLD: <b>{.cymru}</b>	708
2.298	Representative SLDs for gTLD: <b>{.cyou}</b>	709
2.299	Representative SLDs for gTLD: <b>{.dabur}</b>	709
2.300	Representative SLDs for gTLD: <b>{.dad}</b>	709
2.301	Representative SLDs for gTLD: <b>{.dance}</b>	712
2.302	Representative SLDs for gTLD: <b>{.data}</b>	715
2.303	Representative SLDs for gTLD: <b>{.date}</b>	718
2.304	Representative SLDs for gTLD: <b>{.dating}</b>	721
2.305	Representative SLDs for gTLD: <b>{.datsun}</b>	721
2.306	Representative SLDs for gTLD: <b>{.day}</b>	722
2.307	Representative SLDs for gTLD: <b>{.dclk}</b>	724
2.308	Representative SLDs for gTLD: <b>{.dds}</b>	724
2.309	Representative SLDs for gTLD: <b>{.deal}</b>	727
2.310	Representative SLDs for gTLD: <b>{.dealer}</b>	730
2.311	Representative SLDs for gTLD: <b>{.deals}</b>	733
2.312	Representative SLDs for gTLD: <b>{.degree}</b>	733
2.313	Representative SLDs for gTLD: <b>{.delivery}</b>	734
2.314	Representative SLDs for gTLD: <b>{.dell}</b>	736
2.315	Representative SLDs for gTLD: <b>{.delmonte}</b>	739
2.316	Representative SLDs for gTLD: <b>{.deloitte}</b>	739
2.317	Representative SLDs for gTLD: <b>{.delta}</b>	742
2.318	Representative SLDs for gTLD: <b>{.democrat}</b>	745
2.319	Representative SLDs for gTLD: <b>{.dental}</b>	745
2.320	Representative SLDs for gTLD: <b>{.dentist}</b>	748
2.321	Representative SLDs for gTLD: <b>{.desi}</b>	751



2.322	Representative SLDs for gTLD: <b>{.design}</b> . . . . .	754
2.323	Representative SLDs for gTLD: <b>{.deutschepost}</b> . . . . .	757
2.324	Representative SLDs for gTLD: <b>{.dev}</b> . . . . .	757
2.325	Representative SLDs for gTLD: <b>{.dhl}</b> . . . . .	761
2.326	Representative SLDs for gTLD: <b>{.diamonds}</b> . . . . .	764
2.327	Representative SLDs for gTLD: <b>{.diet}</b> . . . . .	767
2.328	Representative SLDs for gTLD: <b>{.digikey}</b> . . . . .	770
2.329	Representative SLDs for gTLD: <b>{.digital}</b> . . . . .	770
2.330	Representative SLDs for gTLD: <b>{.direct}</b> . . . . .	773
2.331	Representative SLDs for gTLD: <b>{.directory}</b> . . . . .	776
2.332	Representative SLDs for gTLD: <b>{.discount}</b> . . . . .	779
2.333	Representative SLDs for gTLD: <b>{.discover}</b> . . . . .	782
2.334	Representative SLDs for gTLD: <b>{.dish}</b> . . . . .	785
2.335	Representative SLDs for gTLD: <b>{.diy}</b> . . . . .	788
2.336	Representative SLDs for gTLD: <b>{.dnb}</b> . . . . .	791
2.337	Representative SLDs for gTLD: <b>{.dnp}</b> . . . . .	794
2.338	Representative SLDs for gTLD: <b>{.docomo}</b> . . . . .	794
2.339	Representative SLDs for gTLD: <b>{.docs}</b> . . . . .	797
2.340	Representative SLDs for gTLD: <b>{.doctor}</b> . . . . .	800
2.341	Representative SLDs for gTLD: <b>{.dodge}</b> . . . . .	803
2.342	Representative SLDs for gTLD: <b>{.dog}</b> . . . . .	806
2.343	Representative SLDs for gTLD: <b>{.doha}</b> . . . . .	809
2.344	Representative SLDs for gTLD: <b>{.domains}</b> . . . . .	812
2.345	Representative SLDs for gTLD: <b>{.doosan}</b> . . . . .	815
2.346	Representative SLDs for gTLD: <b>{.dot}</b> . . . . .	815
2.347	Representative SLDs for gTLD: <b>{.download}</b> . . . . .	818
2.348	Representative SLDs for gTLD: <b>{.drive}</b> . . . . .	821
2.349	Representative SLDs for gTLD: <b>{.dstv}</b> . . . . .	824
2.350	Representative SLDs for gTLD: <b>{.dtv}</b> . . . . .	824
2.351	Representative SLDs for gTLD: <b>{.dubai}</b> . . . . .	827
2.352	Representative SLDs for gTLD: <b>{.duck}</b> . . . . .	830
2.353	Representative SLDs for gTLD: <b>{.dunlop}</b> . . . . .	833
2.354	Representative SLDs for gTLD: <b>{.duns}</b> . . . . .	833
2.355	Representative SLDs for gTLD: <b>{.dupont}</b> . . . . .	834
2.356	Representative SLDs for gTLD: <b>{.durban}</b> . . . . .	836
2.357	Representative SLDs for gTLD: <b>{.dvag}</b> . . . . .	839
2.358	Representative SLDs for gTLD: <b>{.dvr}</b> . . . . .	842
2.359	Representative SLDs for gTLD: <b>{.dwg}</b> . . . . .	845

2.360	Representative SLDs for gTLD: <b>{.earth}</b> . . . . .	848
2.361	Representative SLDs for gTLD: <b>{.eat}</b> . . . . .	851
2.362	Representative SLDs for gTLD: <b>{.eco}</b> . . . . .	854
2.363	Representative SLDs for gTLD: <b>{.ecom}</b> . . . . .	857
2.364	Representative SLDs for gTLD: <b>{.edeka}</b> . . . . .	860
2.365	Representative SLDs for gTLD: <b>{.education}</b> . . . . .	863
2.366	Representative SLDs for gTLD: <b>{.email}</b> . . . . .	866
2.367	Representative SLDs for gTLD: <b>{.emerck}</b> . . . . .	869
2.368	Representative SLDs for gTLD: <b>{.emerson}</b> . . . . .	869
2.369	Representative SLDs for gTLD: <b>{.energy}</b> . . . . .	872
2.370	Representative SLDs for gTLD: <b>{.engineer}</b> . . . . .	875
2.371	Representative SLDs for gTLD: <b>{.engineering}</b> . . . . .	878
2.372	Representative SLDs for gTLD: <b>{.enterprises}</b> . . . . .	881
2.373	Representative SLDs for gTLD: <b>{.epost}</b> . . . . .	884
2.374	Representative SLDs for gTLD: <b>{.epson}</b> . . . . .	884
2.375	Representative SLDs for gTLD: <b>{.equipment}</b> . . . . .	887
2.376	Representative SLDs for gTLD: <b>{.ericsson}</b> . . . . .	887
2.377	Representative SLDs for gTLD: <b>{.erni}</b> . . . . .	890
2.378	Representative SLDs for gTLD: <b>{.esq}</b> . . . . .	890
2.379	Representative SLDs for gTLD: <b>{.est}</b> . . . . .	893
2.380	Representative SLDs for gTLD: <b>{.estate}</b> . . . . .	896
2.381	Representative SLDs for gTLD: <b>{.esurance}</b> . . . . .	899
2.382	Representative SLDs for gTLD: <b>{.etisalat}</b> . . . . .	899
2.383	Representative SLDs for gTLD: <b>{.eurovision}</b> . . . . .	902
2.384	Representative SLDs for gTLD: <b>{.eus}</b> . . . . .	902
2.385	Representative SLDs for gTLD: <b>{.events}</b> . . . . .	903
2.386	Representative SLDs for gTLD: <b>{.everbank}</b> . . . . .	905
2.387	Representative SLDs for gTLD: <b>{.exchange}</b> . . . . .	905
2.388	Representative SLDs for gTLD: <b>{.expert}</b> . . . . .	908
2.389	Representative SLDs for gTLD: <b>{.exposed}</b> . . . . .	911
2.390	Representative SLDs for gTLD: <b>{.express}</b> . . . . .	911
2.391	Representative SLDs for gTLD: <b>{.extraspace}</b> . . . . .	914
2.392	Representative SLDs for gTLD: <b>{.fage}</b> . . . . .	914
2.393	Representative SLDs for gTLD: <b>{.fail}</b> . . . . .	917
2.394	Representative SLDs for gTLD: <b>{.fairwinds}</b> . . . . .	920
2.395	Representative SLDs for gTLD: <b>{.faith}</b> . . . . .	920
2.396	Representative SLDs for gTLD: <b>{.family}</b> . . . . .	923
2.397	Representative SLDs for gTLD: <b>{.fan}</b> . . . . .	926



2.398	Representative SLDs for gTLD: <b>{.fans}</b> . . . . .	929
2.399	Representative SLDs for gTLD: <b>{.farm}</b> . . . . .	932
2.400	Representative SLDs for gTLD: <b>{.fast}</b> . . . . .	935
2.401	Representative SLDs for gTLD: <b>{.farmers}</b> . . . . .	938
2.402	Representative SLDs for gTLD: <b>{.fashion}</b> . . . . .	941
2.403	Representative SLDs for gTLD: <b>{.fedex}</b> . . . . .	944
2.404	Representative SLDs for gTLD: <b>{.feedback}</b> . . . . .	947
2.405	Representative SLDs for gTLD: <b>{.ferrari}</b> . . . . .	950
2.406	Representative SLDs for gTLD: <b>{.ferrero}</b> . . . . .	953
2.407	Representative SLDs for gTLD: <b>{.fiat}</b> . . . . .	956
2.408	Representative SLDs for gTLD: <b>{.fidelity}</b> . . . . .	959
2.409	Representative SLDs for gTLD: <b>{.fido}</b> . . . . .	962
2.410	Representative SLDs for gTLD: <b>{.film}</b> . . . . .	965
2.411	Representative SLDs for gTLD: <b>{.final}</b> . . . . .	968
2.412	Representative SLDs for gTLD: <b>{.finance}</b> . . . . .	971
2.413	Representative SLDs for gTLD: <b>{.financial}</b> . . . . .	974
2.414	Representative SLDs for gTLD: <b>{.financialaid}</b> . . . . .	977
2.415	Representative SLDs for gTLD: <b>{.finish}</b> . . . . .	977
2.416	Representative SLDs for gTLD: <b>{.fire}</b> . . . . .	978
2.417	Representative SLDs for gTLD: <b>{.firestone}</b> . . . . .	980
2.418	Representative SLDs for gTLD: <b>{.firmdale}</b> . . . . .	980
2.419	Representative SLDs for gTLD: <b>{.fish}</b> . . . . .	981
2.420	Representative SLDs for gTLD: <b>{.fishing}</b> . . . . .	983
2.421	Representative SLDs for gTLD: <b>{.fit}</b> . . . . .	986
2.422	Representative SLDs for gTLD: <b>{.fitness}</b> . . . . .	989
2.423	Representative SLDs for gTLD: <b>{.flickr}</b> . . . . .	992
2.424	Representative SLDs for gTLD: <b>{.flights}</b> . . . . .	995
2.425	Representative SLDs for gTLD: <b>{.flir}</b> . . . . .	995
2.426	Representative SLDs for gTLD: <b>{.florist}</b> . . . . .	998
2.427	Representative SLDs for gTLD: <b>{.flowers}</b> . . . . .	998
2.428	Representative SLDs for gTLD: <b>{.fls}</b> . . . . .	1001
2.429	Representative SLDs for gTLD: <b>{.flsmidth}</b> . . . . .	1004
2.430	Representative SLDs for gTLD: <b>{.fly}</b> . . . . .	1004
2.431	Representative SLDs for gTLD: <b>{.foo}</b> . . . . .	1007
2.432	Representative SLDs for gTLD: <b>{.food}</b> . . . . .	1010
2.433	Representative SLDs for gTLD: <b>{.foodnetwork}</b> . . . . .	1013
2.434	Representative SLDs for gTLD: <b>{.football}</b> . . . . .	1016
2.435	Representative SLDs for gTLD: <b>{.ford}</b> . . . . .	1019

2.436	Representative SLDs for gTLD: <b>{.forex}</b> . . . . .	1022
2.437	Representative SLDs for gTLD: <b>{.forsale}</b> . . . . .	1022
2.438	Representative SLDs for gTLD: <b>{.forum}</b> . . . . .	1023
2.439	Representative SLDs for gTLD: <b>{.foundation}</b> . . . . .	1025
2.440	Representative SLDs for gTLD: <b>{.fox}</b> . . . . .	1028
2.441	Representative SLDs for gTLD: <b>{.free}</b> . . . . .	1031
2.442	Representative SLDs for gTLD: <b>{.fresenius}</b> . . . . .	1034
2.443	Representative SLDs for gTLD: <b>{.frl}</b> . . . . .	1034
2.444	Representative SLDs for gTLD: <b>{.frogans}</b> . . . . .	1037
2.445	Representative SLDs for gTLD: <b>{.frontdoor}</b> . . . . .	1037
2.446	Representative SLDs for gTLD: <b>{.frontier}</b> . . . . .	1038
2.447	Representative SLDs for gTLD: <b>{.ftr}</b> . . . . .	1040
2.448	Representative SLDs for gTLD: <b>{.fujitsu}</b> . . . . .	1043
2.449	Representative SLDs for gTLD: <b>{.fujixerox}</b> . . . . .	1046
2.450	Representative SLDs for gTLD: <b>{.fun}</b> . . . . .	1049
2.451	Representative SLDs for gTLD: <b>{.fund}</b> . . . . .	1052
2.452	Representative SLDs for gTLD: <b>{.furniture}</b> . . . . .	1055
2.453	Representative SLDs for gTLD: <b>{.futbol}</b> . . . . .	1058
2.454	Representative SLDs for gTLD: <b>{.fyi}</b> . . . . .	1058
2.455	Representative SLDs for gTLD: <b>{.gal}</b> . . . . .	1061
2.456	Representative SLDs for gTLD: <b>{.gallery}</b> . . . . .	1064
2.457	Representative SLDs for gTLD: <b>{.gallo}</b> . . . . .	1067
2.458	Representative SLDs for gTLD: <b>{.gallup}</b> . . . . .	1070
2.459	Representative SLDs for gTLD: <b>{.game}</b> . . . . .	1070
2.460	Representative SLDs for gTLD: <b>{.games}</b> . . . . .	1073
2.461	Representative SLDs for gTLD: <b>{.gap}</b> . . . . .	1076
2.462	Representative SLDs for gTLD: <b>{.garden}</b> . . . . .	1079
2.463	Representative SLDs for gTLD: <b>{.garnier}</b> . . . . .	1082
2.464	Representative SLDs for gTLD: <b>{.gay}</b> . . . . .	1082
2.465	Representative SLDs for gTLD: <b>{.gbiz}</b> . . . . .	1085
2.466	Representative SLDs for gTLD: <b>{.gcc}</b> . . . . .	1085
2.467	Representative SLDs for gTLD: <b>{.gdn}</b> . . . . .	1088
2.468	Representative SLDs for gTLD: <b>{.gea}</b> . . . . .	1091
2.469	Representative SLDs for gTLD: <b>{.gecompany}</b> . . . . .	1094
2.470	Representative SLDs for gTLD: <b>{.ged}</b> . . . . .	1094
2.471	Representative SLDs for gTLD: <b>{.gent}</b> . . . . .	1097
2.472	Representative SLDs for gTLD: <b>{.genting}</b> . . . . .	1100
2.473	Representative SLDs for gTLD: <b>{.george}</b> . . . . .	1103



2.474	Representative SLDs for gTLD: <b>{.ggee}</b> . . . . .	1106
2.475	Representative SLDs for gTLD: <b>{.gift}</b> . . . . .	1106
2.476	Representative SLDs for gTLD: <b>{.gifts}</b> . . . . .	1107
2.477	Representative SLDs for gTLD: <b>{.gives}</b> . . . . .	1107
2.478	Representative SLDs for gTLD: <b>{.giving}</b> . . . . .	1107
2.479	Representative SLDs for gTLD: <b>{.glade}</b> . . . . .	1107
2.480	Representative SLDs for gTLD: <b>{.glass}</b> . . . . .	1108
2.481	Representative SLDs for gTLD: <b>{.gle}</b> . . . . .	1110
2.482	Representative SLDs for gTLD: <b>{.glean}</b> . . . . .	1113
2.483	Representative SLDs for gTLD: <b>{.global}</b> . . . . .	1113
2.484	Representative SLDs for gTLD: <b>{.globalx}</b> . . . . .	1117
2.485	Representative SLDs for gTLD: <b>{.globo}</b> . . . . .	1117
2.486	Representative SLDs for gTLD: <b>{.gmail}</b> . . . . .	1120
2.487	Representative SLDs for gTLD: <b>{.gmbh}</b> . . . . .	1123
2.488	Representative SLDs for gTLD: <b>{.gmc}</b> . . . . .	1126
2.489	Representative SLDs for gTLD: <b>{.gmo}</b> . . . . .	1129
2.490	Representative SLDs for gTLD: <b>{.gmx}</b> . . . . .	1132
2.491	Representative SLDs for gTLD: <b>{.godaddy}</b> . . . . .	1135
2.492	Representative SLDs for gTLD: <b>{.gold}</b> . . . . .	1138
2.493	Representative SLDs for gTLD: <b>{.goldpoint}</b> . . . . .	1141
2.494	Representative SLDs for gTLD: <b>{.golf}</b> . . . . .	1141
2.495	Representative SLDs for gTLD: <b>{.goo}</b> . . . . .	1144
2.496	Representative SLDs for gTLD: <b>{.goodhands}</b> . . . . .	1147
2.497	Representative SLDs for gTLD: <b>{.goodyear}</b> . . . . .	1147
2.498	Representative SLDs for gTLD: <b>{.goog}</b> . . . . .	1150
2.499	Representative SLDs for gTLD: <b>{.google}</b> . . . . .	1153
2.500	Representative SLDs for gTLD: <b>{.gop}</b> . . . . .	1156
2.501	Representative SLDs for gTLD: <b>{.got}</b> . . . . .	1159
2.502	Representative SLDs for gTLD: <b>{.gotv}</b> . . . . .	1162
2.503	Representative SLDs for gTLD: <b>{.grainger}</b> . . . . .	1162
2.504	Representative SLDs for gTLD: <b>{.graphics}</b> . . . . .	1163
2.505	Representative SLDs for gTLD: <b>{.gratis}</b> . . . . .	1165
2.506	Representative SLDs for gTLD: <b>{.gree}</b> . . . . .	1168
2.507	Representative SLDs for gTLD: <b>{.green}</b> . . . . .	1171
2.508	Representative SLDs for gTLD: <b>{.gripe}</b> . . . . .	1174
2.509	Representative SLDs for gTLD: <b>{.grocery}</b> . . . . .	1174
2.510	Representative SLDs for gTLD: <b>{.group}</b> . . . . .	1175
2.511	Representative SLDs for gTLD: <b>{.guardian}</b> . . . . .	1178



2.512	Representative SLDs for gTLD: <b>{.guardianlife}</b> . . . . .	1181
2.513	Representative SLDs for gTLD: <b>{.gucci}</b> . . . . .	1181
2.514	Representative SLDs for gTLD: <b>{.guge}</b> . . . . .	1184
2.515	Representative SLDs for gTLD: <b>{.guide}</b> . . . . .	1184
2.516	Representative SLDs for gTLD: <b>{.guitars}</b> . . . . .	1185
2.517	Representative SLDs for gTLD: <b>{.guru}</b> . . . . .	1185
2.518	Representative SLDs for gTLD: <b>{.hair}</b> . . . . .	1188
2.519	Representative SLDs for gTLD: <b>{.halal}</b> . . . . .	1191
2.520	Representative SLDs for gTLD: <b>{.hamburg}</b> . . . . .	1191
2.521	Representative SLDs for gTLD: <b>{.hangout}</b> . . . . .	1194
2.522	Representative SLDs for gTLD: <b>{.haus}</b> . . . . .	1194
2.523	Representative SLDs for gTLD: <b>{.hbo}</b> . . . . .	1197
2.524	Representative SLDs for gTLD: <b>{.hdfc}</b> . . . . .	1200
2.525	Representative SLDs for gTLD: <b>{.hdfcbank}</b> . . . . .	1203
2.526	Representative SLDs for gTLD: <b>{.health}</b> . . . . .	1206
2.527	Representative SLDs for gTLD: <b>{.healthcare}</b> . . . . .	1209
2.528	Representative SLDs for gTLD: <b>{.heart}</b> . . . . .	1212
2.529	Representative SLDs for gTLD: <b>{.heinz}</b> . . . . .	1215
2.530	Representative SLDs for gTLD: <b>{.help}</b> . . . . .	1218
2.531	Representative SLDs for gTLD: <b>{.helsinki}</b> . . . . .	1221
2.532	Representative SLDs for gTLD: <b>{.here}</b> . . . . .	1224
2.533	Representative SLDs for gTLD: <b>{.hermes}</b> . . . . .	1227
2.534	Representative SLDs for gTLD: <b>{.hgtv}</b> . . . . .	1230
2.535	Representative SLDs for gTLD: <b>{.hilton}</b> . . . . .	1233
2.536	Representative SLDs for gTLD: <b>{.hiphop}</b> . . . . .	1236
2.537	Representative SLDs for gTLD: <b>{.hisamitsu}</b> . . . . .	1236
2.538	Representative SLDs for gTLD: <b>{.hitachi}</b> . . . . .	1237
2.539	Representative SLDs for gTLD: <b>{.hiv}</b> . . . . .	1239
2.540	Representative SLDs for gTLD: <b>{.hkt}</b> . . . . .	1242
2.541	Representative SLDs for gTLD: <b>{.hockey}</b> . . . . .	1245
2.542	Representative SLDs for gTLD: <b>{.holdings}</b> . . . . .	1248
2.543	Representative SLDs for gTLD: <b>{.holiday}</b> . . . . .	1251
2.544	Representative SLDs for gTLD: <b>{.home}</b> . . . . .	1254
2.545	Representative SLDs for gTLD: <b>{.homedepot}</b> . . . . .	1257
2.546	Representative SLDs for gTLD: <b>{.homegoods}</b> . . . . .	1260
2.547	Representative SLDs for gTLD: <b>{.homes}</b> . . . . .	1260
2.548	Representative SLDs for gTLD: <b>{.homesense}</b> . . . . .	1263
2.549	Representative SLDs for gTLD: <b>{.honda}</b> . . . . .	1263



2.550	Representative SLDs for gTLD: <b>{.honeywell}</b> . . . . .	1266
2.551	Representative SLDs for gTLD: <b>{.horse}</b> . . . . .	1266
2.552	Representative SLDs for gTLD: <b>{.hospital}</b> . . . . .	1269
2.553	Representative SLDs for gTLD: <b>{.host}</b> . . . . .	1272
2.554	Representative SLDs for gTLD: <b>{.hosting}</b> . . . . .	1275
2.555	Representative SLDs for gTLD: <b>{.hot}</b> . . . . .	1278
2.556	Representative SLDs for gTLD: <b>{.hoteis}</b> . . . . .	1281
2.557	Representative SLDs for gTLD: <b>{.hotel}</b> . . . . .	1281
2.558	Representative SLDs for gTLD: <b>{.hoteles}</b> . . . . .	1285
2.559	Representative SLDs for gTLD: <b>{.hotels}</b> . . . . .	1288
2.560	Representative SLDs for gTLD: <b>{.hotmail}</b> . . . . .	1291
2.561	Representative SLDs for gTLD: <b>{.house}</b> . . . . .	1294
2.562	Representative SLDs for gTLD: <b>{.how}</b> . . . . .	1297
2.563	Representative SLDs for gTLD: <b>{.hsbc}</b> . . . . .	1300
2.564	Representative SLDs for gTLD: <b>{.htc}</b> . . . . .	1303
2.565	Representative SLDs for gTLD: <b>{.hughes}</b> . . . . .	1306
2.566	Representative SLDs for gTLD: <b>{.hyatt}</b> . . . . .	1309
2.567	Representative SLDs for gTLD: <b>{.hyundai}</b> . . . . .	1312
2.568	Representative SLDs for gTLD: <b>{.ibm}</b> . . . . .	1315
2.569	Representative SLDs for gTLD: <b>{.icbc}</b> . . . . .	1318
2.570	Representative SLDs for gTLD: <b>{.ice}</b> . . . . .	1321
2.571	Representative SLDs for gTLD: <b>{.icu}</b> . . . . .	1324
2.572	Representative SLDs for gTLD: <b>{.idn}</b> . . . . .	1327
2.573	Representative SLDs for gTLD: <b>{.ieee}</b> . . . . .	1330
2.574	Representative SLDs for gTLD: <b>{.ifm}</b> . . . . .	1330
2.575	Representative SLDs for gTLD: <b>{.iinet}</b> . . . . .	1333
2.576	Representative SLDs for gTLD: <b>{.ikano}</b> . . . . .	1336
2.577	Representative SLDs for gTLD: <b>{.imdb}</b> . . . . .	1339
2.578	Representative SLDs for gTLD: <b>{.immo}</b> . . . . .	1342
2.579	Representative SLDs for gTLD: <b>{.immobilien}</b> . . . . .	1345
2.580	Representative SLDs for gTLD: <b>{.inc}</b> . . . . .	1348
2.581	Representative SLDs for gTLD: <b>{.indians}</b> . . . . .	1351
2.582	Representative SLDs for gTLD: <b>{.industries}</b> . . . . .	1354
2.583	Representative SLDs for gTLD: <b>{.infiniti}</b> . . . . .	1357
2.584	Representative SLDs for gTLD: <b>{.infosys}</b> . . . . .	1360
2.585	Representative SLDs for gTLD: <b>{.infy}</b> . . . . .	1363
2.586	Representative SLDs for gTLD: <b>{.ing}</b> . . . . .	1366
2.587	Representative SLDs for gTLD: <b>{.ink}</b> . . . . .	1369



2.588	Representative SLDs for gTLD: <b>{.institute}</b> . . . . .	1372
2.589	Representative SLDs for gTLD: <b>{.insurance}</b> . . . . .	1375
2.590	Representative SLDs for gTLD: <b>{.insure}</b> . . . . .	1378
2.591	Representative SLDs for gTLD: <b>{.intel}</b> . . . . .	1378
2.592	Representative SLDs for gTLD: <b>{.international}</b> . . . . .	1381
2.593	Representative SLDs for gTLD: <b>{.intuit}</b> . . . . .	1384
2.594	Representative SLDs for gTLD: <b>{.investments}</b> . . . . .	1387
2.595	Representative SLDs for gTLD: <b>{.ipiranga}</b> . . . . .	1387
2.596	Representative SLDs for gTLD: <b>{.ira}</b> . . . . .	1390
2.597	Representative SLDs for gTLD: <b>{.irish}</b> . . . . .	1393
2.598	Representative SLDs for gTLD: <b>{.iselect}</b> . . . . .	1396
2.599	Representative SLDs for gTLD: <b>{.islam}</b> . . . . .	1396
2.600	Representative SLDs for gTLD: <b>{.ismaili}</b> . . . . .	1399
2.601	Representative SLDs for gTLD: <b>{.ist}</b> . . . . .	1399
2.602	Representative SLDs for gTLD: <b>{.istanbul}</b> . . . . .	1402
2.603	Representative SLDs for gTLD: <b>{.itau}</b> . . . . .	1405
2.604	Representative SLDs for gTLD: <b>{.itv}</b> . . . . .	1408
2.605	Representative SLDs for gTLD: <b>{.iveco}</b> . . . . .	1411
2.606	Representative SLDs for gTLD: <b>{.iwc}</b> . . . . .	1414
2.607	Representative SLDs for gTLD: <b>{.java}</b> . . . . .	1417
2.608	Representative SLDs for gTLD: <b>{.jaguar}</b> . . . . .	1420
2.609	Representative SLDs for gTLD: <b>{.jcb}</b> . . . . .	1423
2.610	Representative SLDs for gTLD: <b>{.jcp}</b> . . . . .	1426
2.611	Representative SLDs for gTLD: <b>{.jeep}</b> . . . . .	1429
2.612	Representative SLDs for gTLD: <b>{.jetzt}</b> . . . . .	1432
2.613	Representative SLDs for gTLD: <b>{.jewelry}</b> . . . . .	1432
2.614	Representative SLDs for gTLD: <b>{.jio}</b> . . . . .	1435
2.615	Representative SLDs for gTLD: <b>{.jlc}</b> . . . . .	1435
2.616	Representative SLDs for gTLD: <b>{.jll}</b> . . . . .	1438
2.617	Representative SLDs for gTLD: <b>{.jmp}</b> . . . . .	1441
2.618	Representative SLDs for gTLD: <b>{.jn}</b> . . . . .	1441
2.619	Representative SLDs for gTLD: <b>{.joburg}</b> . . . . .	1444
2.620	Representative SLDs for gTLD: <b>{.jot}</b> . . . . .	1447
2.621	Representative SLDs for gTLD: <b>{.joy}</b> . . . . .	1447
2.622	Representative SLDs for gTLD: <b>{.jpmorgan}</b> . . . . .	1450
2.623	Representative SLDs for gTLD: <b>{.jpmorganchase}</b> . . . . .	1453
2.624	Representative SLDs for gTLD: <b>{.jprs}</b> . . . . .	1456
2.625	Representative SLDs for gTLD: <b>{.juegos}</b> . . . . .	1459



2.626	Representative SLDs for gTLD: <b>{.juniper}</b> . . . . .	1462
2.627	Representative SLDs for gTLD: <b>{.justforu}</b> . . . . .	1465
2.628	Representative SLDs for gTLD: <b>{.kaufen}</b> . . . . .	1465
2.629	Representative SLDs for gTLD: <b>{.kddi}</b> . . . . .	1466
2.630	Representative SLDs for gTLD: <b>{.kerastase}</b> . . . . .	1468
2.631	Representative SLDs for gTLD: <b>{.kerrylogistics}</b> . . . . .	1468
2.632	Representative SLDs for gTLD: <b>{.ketchup}</b> . . . . .	1469
2.633	Representative SLDs for gTLD: <b>{.kfh}</b> . . . . .	1471
2.634	Representative SLDs for gTLD: <b>{.kia}</b> . . . . .	1474
2.635	Representative SLDs for gTLD: <b>{.kid}</b> . . . . .	1477
2.636	Representative SLDs for gTLD: <b>{.kids}</b> . . . . .	1480
2.637	Representative SLDs for gTLD: <b>{.kiehls}</b> . . . . .	1483
2.638	Representative SLDs for gTLD: <b>{.kim}</b> . . . . .	1483
2.639	Representative SLDs for gTLD: <b>{.kinder}</b> . . . . .	1486
2.640	Representative SLDs for gTLD: <b>{.kindle}</b> . . . . .	1489
2.641	Representative SLDs for gTLD: <b>{.kitchen}</b> . . . . .	1489
2.642	Representative SLDs for gTLD: <b>{.kiwi}</b> . . . . .	1492
2.643	Representative SLDs for gTLD: <b>{.koeln}</b> . . . . .	1495
2.644	Representative SLDs for gTLD: <b>{.komatsu}</b> . . . . .	1498
2.645	Representative SLDs for gTLD: <b>{.konami}</b> . . . . .	1501
2.646	Representative SLDs for gTLD: <b>{.kone}</b> . . . . .	1504
2.647	Representative SLDs for gTLD: <b>{.kosher}</b> . . . . .	1507
2.648	Representative SLDs for gTLD: <b>{.kpmg}</b> . . . . .	1510
2.649	Representative SLDs for gTLD: <b>{.kpn}</b> . . . . .	1513
2.650	Representative SLDs for gTLD: <b>{.krd}</b> . . . . .	1516
2.651	Representative SLDs for gTLD: <b>{.kred}</b> . . . . .	1519
2.652	Representative SLDs for gTLD: <b>{.ksb}</b> . . . . .	1522
2.653	Representative SLDs for gTLD: <b>{.kyknet}</b> . . . . .	1525
2.654	Representative SLDs for gTLD: <b>{.kyoto}</b> . . . . .	1525
2.655	Representative SLDs for gTLD: <b>{.lacaixa}</b> . . . . .	1528
2.656	Representative SLDs for gTLD: <b>{.ladbrokes}</b> . . . . .	1531
2.657	Representative SLDs for gTLD: <b>{.lamborghini}</b> . . . . .	1531
2.658	Representative SLDs for gTLD: <b>{.lamer}</b> . . . . .	1532
2.659	Representative SLDs for gTLD: <b>{.lancaster}</b> . . . . .	1532
2.660	Representative SLDs for gTLD: <b>{.lancia}</b> . . . . .	1534
2.661	Representative SLDs for gTLD: <b>{.lancome}</b> . . . . .	1534
2.662	Representative SLDs for gTLD: <b>{.land}</b> . . . . .	1535
2.663	Representative SLDs for gTLD: <b>{.landrover}</b> . . . . .	1537

2.664	Representative SLDs for gTLD: <b>{.lanxess}</b>	1540
2.665	Representative SLDs for gTLD: <b>{.lasalle}</b>	1543
2.666	Representative SLDs for gTLD: <b>{.lat}</b>	1546
2.667	Representative SLDs for gTLD: <b>{.latino}</b>	1549
2.668	Representative SLDs for gTLD: <b>{.latrobe}</b>	1549
2.669	Representative SLDs for gTLD: <b>{.law}</b>	1550
2.670	Representative SLDs for gTLD: <b>{.lawyer}</b>	1553
2.671	Representative SLDs for gTLD: <b>{.lds}</b>	1553
2.672	Representative SLDs for gTLD: <b>{.lease}</b>	1556
2.673	Representative SLDs for gTLD: <b>{.leclerc}</b>	1556
2.674	Representative SLDs for gTLD: <b>{.legal}</b>	1559
2.675	Representative SLDs for gTLD: <b>{.lego}</b>	1562
2.676	Representative SLDs for gTLD: <b>{.lexus}</b>	1565
2.677	Representative SLDs for gTLD: <b>{.lgbt}</b>	1568
2.678	Representative SLDs for gTLD: <b>{.liaison}</b>	1568
2.679	Representative SLDs for gTLD: <b>{.lidl}</b>	1569
2.680	Representative SLDs for gTLD: <b>{.life}</b>	1571
2.681	Representative SLDs for gTLD: <b>{.lifeinsurance}</b>	1574
2.682	Representative SLDs for gTLD: <b>{.lifestyle}</b>	1574
2.683	Representative SLDs for gTLD: <b>{.lighting}</b>	1577
2.684	Representative SLDs for gTLD: <b>{.like}</b>	1580
2.685	Representative SLDs for gTLD: <b>{.lilly}</b>	1583
2.686	Representative SLDs for gTLD: <b>{.limited}</b>	1586
2.687	Representative SLDs for gTLD: <b>{.limo}</b>	1589
2.688	Representative SLDs for gTLD: <b>{.lincoln}</b>	1592
2.689	Representative SLDs for gTLD: <b>{.linde}</b>	1595
2.690	Representative SLDs for gTLD: <b>{.link}</b>	1598
2.691	Representative SLDs for gTLD: <b>{.lipsy}</b>	1601
2.692	Representative SLDs for gTLD: <b>{.live}</b>	1601
2.693	Representative SLDs for gTLD: <b>{.livestrong}</b>	1605
2.694	Representative SLDs for gTLD: <b>{.living}</b>	1605
2.695	Representative SLDs for gTLD: <b>{.lixil}</b>	1608
2.696	Representative SLDs for gTLD: <b>{.llc}</b>	1608
2.697	Representative SLDs for gTLD: <b>{.llp}</b>	1612
2.698	Representative SLDs for gTLD: <b>{.loan}</b>	1615
2.699	Representative SLDs for gTLD: <b>{.loans}</b>	1618
2.700	Representative SLDs for gTLD: <b>{.locker}</b>	1621
2.701	Representative SLDs for gTLD: <b>{.locus}</b>	1621



2.702	Representative SLDs for gTLD: <b>{.loft}</b> . . . . .	1622
2.703	Representative SLDs for gTLD: <b>{.lol}</b> . . . . .	1624
2.704	Representative SLDs for gTLD: <b>{.london}</b> . . . . .	1627
2.705	Representative SLDs for gTLD: <b>{.loreal}</b> . . . . .	1630
2.706	Representative SLDs for gTLD: <b>{.lotte}</b> . . . . .	1633
2.707	Representative SLDs for gTLD: <b>{.lotto}</b> . . . . .	1633
2.708	Representative SLDs for gTLD: <b>{.love}</b> . . . . .	1636
2.709	Representative SLDs for gTLD: <b>{.lpl}</b> . . . . .	1639
2.710	Representative SLDs for gTLD: <b>{.lplfinancial}</b> . . . . .	1642
2.711	Representative SLDs for gTLD: <b>{.ltd}</b> . . . . .	1642
2.712	Representative SLDs for gTLD: <b>{.ltda}</b> . . . . .	1646
2.713	Representative SLDs for gTLD: <b>{.lundbeck}</b> . . . . .	1649
2.714	Representative SLDs for gTLD: <b>{.lupin}</b> . . . . .	1649
2.715	Representative SLDs for gTLD: <b>{.luxe}</b> . . . . .	1650
2.716	Representative SLDs for gTLD: <b>{.luxury}</b> . . . . .	1652
2.717	Representative SLDs for gTLD: <b>{.macys}</b> . . . . .	1652
2.718	Representative SLDs for gTLD: <b>{.madrid}</b> . . . . .	1655
2.719	Representative SLDs for gTLD: <b>{.maif}</b> . . . . .	1658
2.720	Representative SLDs for gTLD: <b>{.mail}</b> . . . . .	1661
2.721	Representative SLDs for gTLD: <b>{.maison}</b> . . . . .	1664
2.722	Representative SLDs for gTLD: <b>{.makeup}</b> . . . . .	1667
2.723	Representative SLDs for gTLD: <b>{.man}</b> . . . . .	1667
2.724	Representative SLDs for gTLD: <b>{.management}</b> . . . . .	1670
2.725	Representative SLDs for gTLD: <b>{.mango}</b> . . . . .	1673
2.726	Representative SLDs for gTLD: <b>{.map}</b> . . . . .	1676
2.727	Representative SLDs for gTLD: <b>{.market}</b> . . . . .	1679
2.728	Representative SLDs for gTLD: <b>{.marketing}</b> . . . . .	1682
2.729	Representative SLDs for gTLD: <b>{.markets}</b> . . . . .	1685
2.730	Representative SLDs for gTLD: <b>{.marriott}</b> . . . . .	1688
2.731	Representative SLDs for gTLD: <b>{.marshalls}</b> . . . . .	1691
2.732	Representative SLDs for gTLD: <b>{.maserati}</b> . . . . .	1691
2.733	Representative SLDs for gTLD: <b>{.matrix}</b> . . . . .	1692
2.734	Representative SLDs for gTLD: <b>{.mattel}</b> . . . . .	1695
2.735	Representative SLDs for gTLD: <b>{.maybelline}</b> . . . . .	1695
2.736	Representative SLDs for gTLD: <b>{.mba}</b> . . . . .	1696
2.737	Representative SLDs for gTLD: <b>{.mcd}</b> . . . . .	1698
2.738	Representative SLDs for gTLD: <b>{.mcdonalds}</b> . . . . .	1701
2.739	Representative SLDs for gTLD: <b>{.mckinsey}</b> . . . . .	1704

2.740	Representative SLDs for gTLD: <b>{.med}</b>	1704
2.741	Representative SLDs for gTLD: <b>{.media}</b>	1708
2.742	Representative SLDs for gTLD: <b>{.medical}</b>	1711
2.743	Representative SLDs for gTLD: <b>{.meet}</b>	1714
2.744	Representative SLDs for gTLD: <b>{.melbourne}</b>	1717
2.745	Representative SLDs for gTLD: <b>{.meme}</b>	1720
2.746	Representative SLDs for gTLD: <b>{.memorial}</b>	1723
2.747	Representative SLDs for gTLD: <b>{.men}</b>	1726
2.748	Representative SLDs for gTLD: <b>{.menu}</b>	1729
2.749	Representative SLDs for gTLD: <b>{.meo}</b>	1732
2.750	Representative SLDs for gTLD: <b>{.merck}</b>	1735
2.751	Representative SLDs for gTLD: <b>{.merckmsd}</b>	1735
2.752	Representative SLDs for gTLD: <b>{.metlife}</b>	1736
2.753	Representative SLDs for gTLD: <b>{.miami}</b>	1736
2.754	Representative SLDs for gTLD: <b>{.microsoft}</b>	1739
2.755	Representative SLDs for gTLD: <b>{.mih}</b>	1742
2.756	Representative SLDs for gTLD: <b>{.mii}</b>	1742
2.757	Representative SLDs for gTLD: <b>{.mini}</b>	1745
2.758	Representative SLDs for gTLD: <b>{.mint}</b>	1748
2.759	Representative SLDs for gTLD: <b>{.mit}</b>	1751
2.760	Representative SLDs for gTLD: <b>{.mitek}</b>	1754
2.761	Representative SLDs for gTLD: <b>{.mitsubishi}</b>	1754
2.762	Representative SLDs for gTLD: <b>{.mlb}</b>	1757
2.763	Representative SLDs for gTLD: <b>{.mls}</b>	1760
2.764	Representative SLDs for gTLD: <b>{.mma}</b>	1763
2.765	Representative SLDs for gTLD: <b>{.mnet}</b>	1766
2.766	Representative SLDs for gTLD: <b>{.mobile}</b>	1769
2.767	Representative SLDs for gTLD: <b>{.mobily}</b>	1772
2.768	Representative SLDs for gTLD: <b>{.moda}</b>	1775
2.769	Representative SLDs for gTLD: <b>{.moe}</b>	1778
2.770	Representative SLDs for gTLD: <b>{.moi}</b>	1781
2.771	Representative SLDs for gTLD: <b>{.mom}</b>	1784
2.772	Representative SLDs for gTLD: <b>{.monash}</b>	1787
2.773	Representative SLDs for gTLD: <b>{.money}</b>	1790
2.774	Representative SLDs for gTLD: <b>{.monster}</b>	1793
2.775	Representative SLDs for gTLD: <b>{.montblanc}</b>	1796
2.776	Representative SLDs for gTLD: <b>{.mopar}</b>	1796
2.777	Representative SLDs for gTLD: <b>{.mormon}</b>	1799



2.778	Representative SLDs for gTLD: <b>{.mortgage}</b> . . . . .	1799
2.779	Representative SLDs for gTLD: <b>{.moscow}</b> . . . . .	1800
2.780	Representative SLDs for gTLD: <b>{.moto}</b> . . . . .	1802
2.781	Representative SLDs for gTLD: <b>{.motorcycles}</b> . . . . .	1805
2.782	Representative SLDs for gTLD: <b>{.mov}</b> . . . . .	1805
2.783	Representative SLDs for gTLD: <b>{.movie}</b> . . . . .	1808
2.784	Representative SLDs for gTLD: <b>{.movistar}</b> . . . . .	1811
2.785	Representative SLDs for gTLD: <b>{.mozaic}</b> . . . . .	1814
2.786	Representative SLDs for gTLD: <b>{.mrmuscle}</b> . . . . .	1814
2.787	Representative SLDs for gTLD: <b>{.mrporter}</b> . . . . .	1815
2.788	Representative SLDs for gTLD: <b>{.msd}</b> . . . . .	1815
2.789	Representative SLDs for gTLD: <b>{.mtn}</b> . . . . .	1818
2.790	Representative SLDs for gTLD: <b>{.mtpc}</b> . . . . .	1821
2.791	Representative SLDs for gTLD: <b>{.mtr}</b> . . . . .	1821
2.792	Representative SLDs for gTLD: <b>{.multichoice}</b> . . . . .	1824
2.793	Representative SLDs for gTLD: <b>{.music}</b> . . . . .	1824
2.794	Representative SLDs for gTLD: <b>{.mutual}</b> . . . . .	1827
2.795	Representative SLDs for gTLD: <b>{.mutualfunds}</b> . . . . .	1830
2.796	Representative SLDs for gTLD: <b>{.mutuelle}</b> . . . . .	1830
2.797	Representative SLDs for gTLD: <b>{.mzansimagic}</b> . . . . .	1831
2.798	Representative SLDs for gTLD: <b>{.nab}</b> . . . . .	1831
2.799	Representative SLDs for gTLD: <b>{.nadex}</b> . . . . .	1833
2.800	Representative SLDs for gTLD: <b>{.nagoya}</b> . . . . .	1833
2.801	Representative SLDs for gTLD: <b>{.naspers}</b> . . . . .	1836
2.802	Representative SLDs for gTLD: <b>{.nationwide}</b> . . . . .	1836
2.803	Representative SLDs for gTLD: <b>{.natura}</b> . . . . .	1839
2.804	Representative SLDs for gTLD: <b>{.navy}</b> . . . . .	1842
2.805	Representative SLDs for gTLD: <b>{.nba}</b> . . . . .	1845
2.806	Representative SLDs for gTLD: <b>{.nec}</b> . . . . .	1848
2.807	Representative SLDs for gTLD: <b>{.netaporter}</b> . . . . .	1851
2.808	Representative SLDs for gTLD: <b>{.netbank}</b> . . . . .	1851
2.809	Representative SLDs for gTLD: <b>{.netflix}</b> . . . . .	1854
2.810	Representative SLDs for gTLD: <b>{.network}</b> . . . . .	1857
2.811	Representative SLDs for gTLD: <b>{.neustar}</b> . . . . .	1860
2.812	Representative SLDs for gTLD: <b>{.new}</b> . . . . .	1860
2.813	Representative SLDs for gTLD: <b>{.newholland}</b> . . . . .	1864
2.814	Representative SLDs for gTLD: <b>{.news}</b> . . . . .	1864
2.815	Representative SLDs for gTLD: <b>{.next}</b> . . . . .	1867



2.816	Representative SLDs for gTLD: <b>{.nextdirect}</b> . . . . .	1870
2.817	Representative SLDs for gTLD: <b>{.nexus}</b> . . . . .	1870
2.818	Representative SLDs for gTLD: <b>{.nfl}</b> . . . . .	1873
2.819	Representative SLDs for gTLD: <b>{.ngo}</b> . . . . .	1876
2.820	Representative SLDs for gTLD: <b>{.nhk}</b> . . . . .	1879
2.821	Representative SLDs for gTLD: <b>{.nico}</b> . . . . .	1879
2.822	Representative SLDs for gTLD: <b>{.nike}</b> . . . . .	1882
2.823	Representative SLDs for gTLD: <b>{.nikon}</b> . . . . .	1885
2.824	Representative SLDs for gTLD: <b>{.ninja}</b> . . . . .	1885
2.825	Representative SLDs for gTLD: <b>{.nissan}</b> . . . . .	1888
2.826	Representative SLDs for gTLD: <b>{.nissay}</b> . . . . .	1891
2.827	Representative SLDs for gTLD: <b>{.nokia}</b> . . . . .	1891
2.828	Representative SLDs for gTLD: <b>{.northwesternmutual}</b> . . . . .	1894
2.829	Representative SLDs for gTLD: <b>{.norton}</b> . . . . .	1894
2.830	Representative SLDs for gTLD: <b>{.now}</b> . . . . .	1897
2.831	Representative SLDs for gTLD: <b>{.nowruz}</b> . . . . .	1900
2.832	Representative SLDs for gTLD: <b>{.nowtv}</b> . . . . .	1900
2.833	Representative SLDs for gTLD: <b>{.nra}</b> . . . . .	1901
2.834	Representative SLDs for gTLD: <b>{.nrw}</b> . . . . .	1901
2.835	Representative SLDs for gTLD: <b>{.ntt}</b> . . . . .	1903
2.836	Representative SLDs for gTLD: <b>{.nyc}</b> . . . . .	1906
2.837	Representative SLDs for gTLD: <b>{.obi}</b> . . . . .	1909
2.838	Representative SLDs for gTLD: <b>{.observer}</b> . . . . .	1912
2.839	Representative SLDs for gTLD: <b>{.off}</b> . . . . .	1912
2.840	Representative SLDs for gTLD: <b>{.office}</b> . . . . .	1915
2.841	Representative SLDs for gTLD: <b>{.okinawa}</b> . . . . .	1918
2.842	Representative SLDs for gTLD: <b>{.olayan}</b> . . . . .	1918
2.843	Representative SLDs for gTLD: <b>{.olayangroup}</b> . . . . .	1919
2.844	Representative SLDs for gTLD: <b>{.oldnavy}</b> . . . . .	1919
2.845	Representative SLDs for gTLD: <b>{.ollo}</b> . . . . .	1919
2.846	Representative SLDs for gTLD: <b>{.olympus}</b> . . . . .	1919
2.847	Representative SLDs for gTLD: <b>{.omega}</b> . . . . .	1922
2.848	Representative SLDs for gTLD: <b>{.one}</b> . . . . .	1925
2.849	Representative SLDs for gTLD: <b>{.ong}</b> . . . . .	1928
2.850	Representative SLDs for gTLD: <b>{.onl}</b> . . . . .	1931
2.851	Representative SLDs for gTLD: <b>{.online}</b> . . . . .	1934
2.852	Representative SLDs for gTLD: <b>{.ooo}</b> . . . . .	1937
2.853	Representative SLDs for gTLD: <b>{.open}</b> . . . . .	1940



2.854	Representative SLDs for gTLD: <b>{.oracle}</b> . . . . .	1943
2.855	Representative SLDs for gTLD: <b>{.orange}</b> . . . . .	1946
2.856	Representative SLDs for gTLD: <b>{.organic}</b> . . . . .	1949
2.857	Representative SLDs for gTLD: <b>{.orientexpress}</b> . . . . .	1949
2.858	Representative SLDs for gTLD: <b>{.origins}</b> . . . . .	1950
2.859	Representative SLDs for gTLD: <b>{.osaka}</b> . . . . .	1952
2.860	Representative SLDs for gTLD: <b>{.otsuka}</b> . . . . .	1955
2.861	Representative SLDs for gTLD: <b>{.ott}</b> . . . . .	1955
2.862	Representative SLDs for gTLD: <b>{.overheidnl}</b> . . . . .	1958
2.863	Representative SLDs for gTLD: <b>{.ovh}</b> . . . . .	1958
2.864	Representative SLDs for gTLD: <b>{.page}</b> . . . . .	1961
2.865	Representative SLDs for gTLD: <b>{.pamperedchef}</b> . . . . .	1964
2.866	Representative SLDs for gTLD: <b>{.panasonic}</b> . . . . .	1964
2.867	Representative SLDs for gTLD: <b>{.panerai}</b> . . . . .	1967
2.868	Representative SLDs for gTLD: <b>{.paris}</b> . . . . .	1967
2.869	Representative SLDs for gTLD: <b>{.pars}</b> . . . . .	1970
2.870	Representative SLDs for gTLD: <b>{.partners}</b> . . . . .	1973
2.871	Representative SLDs for gTLD: <b>{.parts}</b> . . . . .	1976
2.872	Representative SLDs for gTLD: <b>{.party}</b> . . . . .	1979
2.873	Representative SLDs for gTLD: <b>{.passagens}</b> . . . . .	1982
2.874	Representative SLDs for gTLD: <b>{.patagonia}</b> . . . . .	1982
2.875	Representative SLDs for gTLD: <b>{.patch}</b> . . . . .	1985
2.876	Representative SLDs for gTLD: <b>{.pay}</b> . . . . .	1988
2.877	Representative SLDs for gTLD: <b>{.payu}</b> . . . . .	1991
2.878	Representative SLDs for gTLD: <b>{.pccw}</b> . . . . .	1994
2.879	Representative SLDs for gTLD: <b>{.persiangulf}</b> . . . . .	1997
2.880	Representative SLDs for gTLD: <b>{.pet}</b> . . . . .	1997
2.881	Representative SLDs for gTLD: <b>{.pets}</b> . . . . .	2000
2.882	Representative SLDs for gTLD: <b>{.pfizer}</b> . . . . .	2003
2.883	Representative SLDs for gTLD: <b>{.pharmacy}</b> . . . . .	2003
2.884	Representative SLDs for gTLD: <b>{.phd}</b> . . . . .	2006
2.885	Representative SLDs for gTLD: <b>{.philips}</b> . . . . .	2009
2.886	Representative SLDs for gTLD: <b>{.phone}</b> . . . . .	2012
2.887	Representative SLDs for gTLD: <b>{.photo}</b> . . . . .	2015
2.888	Representative SLDs for gTLD: <b>{.photography}</b> . . . . .	2018
2.889	Representative SLDs for gTLD: <b>{.photos}</b> . . . . .	2021
2.890	Representative SLDs for gTLD: <b>{.physio}</b> . . . . .	2024
2.891	Representative SLDs for gTLD: <b>{.piaget}</b> . . . . .	2027



2.892	Representative SLDs for gTLD: <b>{.pics}</b>	2030
2.893	Representative SLDs for gTLD: <b>{.pictet}</b>	2033
2.894	Representative SLDs for gTLD: <b>{.pictures}</b>	2033
2.895	Representative SLDs for gTLD: <b>{.pid}</b>	2036
2.896	Representative SLDs for gTLD: <b>{.pin}</b>	2039
2.897	Representative SLDs for gTLD: <b>{.ping}</b>	2042
2.898	Representative SLDs for gTLD: <b>{.pink}</b>	2045
2.899	Representative SLDs for gTLD: <b>{.pioneer}</b>	2048
2.900	Representative SLDs for gTLD: <b>{.piperlime}</b>	2051
2.901	Representative SLDs for gTLD: <b>{.pitney}</b>	2051
2.902	Representative SLDs for gTLD: <b>{.pizza}</b>	2054
2.903	Representative SLDs for gTLD: <b>{.place}</b>	2057
2.904	Representative SLDs for gTLD: <b>{.play}</b>	2060
2.905	Representative SLDs for gTLD: <b>{.playstation}</b>	2063
2.906	Representative SLDs for gTLD: <b>{.plumbing}</b>	2066
2.907	Representative SLDs for gTLD: <b>{.plus}</b>	2069
2.908	Representative SLDs for gTLD: <b>{.pnc}</b>	2072
2.909	Representative SLDs for gTLD: <b>{.pohl}</b>	2075
2.910	Representative SLDs for gTLD: <b>{.poker}</b>	2075
2.911	Representative SLDs for gTLD: <b>{.politie}</b>	2078
2.912	Representative SLDs for gTLD: <b>{.polo}</b>	2078
2.913	Representative SLDs for gTLD: <b>{.porn}</b>	2081
2.914	Representative SLDs for gTLD: <b>{.pramerica}</b>	2084
2.915	Representative SLDs for gTLD: <b>{.praxi}</b>	2087
2.916	Representative SLDs for gTLD: <b>{.press}</b>	2087
2.917	Representative SLDs for gTLD: <b>{.prime}</b>	2090
2.918	Representative SLDs for gTLD: <b>{.prod}</b>	2093
2.919	Representative SLDs for gTLD: <b>{.productions}</b>	2096
2.920	Representative SLDs for gTLD: <b>{.prof}</b>	2099
2.921	Representative SLDs for gTLD: <b>{.progressive}</b>	2102
2.922	Representative SLDs for gTLD: <b>{.promo}</b>	2105
2.923	Representative SLDs for gTLD: <b>{.properties}</b>	2108
2.924	Representative SLDs for gTLD: <b>{.property}</b>	2111
2.925	Representative SLDs for gTLD: <b>{.protection}</b>	2114
2.926	Representative SLDs for gTLD: <b>{.pru}</b>	2117
2.927	Representative SLDs for gTLD: <b>{.prudential}</b>	2120
2.928	Representative SLDs for gTLD: <b>{.pub}</b>	2123
2.929	Representative SLDs for gTLD: <b>{.pwc}</b>	2126



2.930	Representative SLDs for gTLD: <b>{.qpon}</b> . . . . .	2129
2.931	Representative SLDs for gTLD: <b>{.qtel}</b> . . . . .	2129
2.932	Representative SLDs for gTLD: <b>{.quebec}</b> . . . . .	2132
2.933	Representative SLDs for gTLD: <b>{.quest}</b> . . . . .	2135
2.934	Representative SLDs for gTLD: <b>{.qvc}</b> . . . . .	2138
2.935	Representative SLDs for gTLD: <b>{.racing}</b> . . . . .	2141
2.936	Representative SLDs for gTLD: <b>{.radio}</b> . . . . .	2144
2.937	Representative SLDs for gTLD: <b>{.raid}</b> . . . . .	2147
2.938	Representative SLDs for gTLD: <b>{.ram}</b> . . . . .	2150
2.939	Representative SLDs for gTLD: <b>{.read}</b> . . . . .	2153
2.940	Representative SLDs for gTLD: <b>{.realestate}</b> . . . . .	2156
2.941	Representative SLDs for gTLD: <b>{.realtor}</b> . . . . .	2159
2.942	Representative SLDs for gTLD: <b>{.realty}</b> . . . . .	2162
2.943	Representative SLDs for gTLD: <b>{.recipes}</b> . . . . .	2165
2.944	Representative SLDs for gTLD: <b>{.red}</b> . . . . .	2165
2.945	Representative SLDs for gTLD: <b>{.redken}</b> . . . . .	2169
2.946	Representative SLDs for gTLD: <b>{.redstone}</b> . . . . .	2169
2.947	Representative SLDs for gTLD: <b>{.rehab}</b> . . . . .	2172
2.948	Representative SLDs for gTLD: <b>{.reise}</b> . . . . .	2175
2.949	Representative SLDs for gTLD: <b>{.reisen}</b> . . . . .	2175
2.950	Representative SLDs for gTLD: <b>{.reit}</b> . . . . .	2178
2.951	Representative SLDs for gTLD: <b>{.reliance}</b> . . . . .	2178
2.952	Representative SLDs for gTLD: <b>{.ren}</b> . . . . .	2181
2.953	Representative SLDs for gTLD: <b>{.rent}</b> . . . . .	2184
2.954	Representative SLDs for gTLD: <b>{.rentals}</b> . . . . .	2187
2.955	Representative SLDs for gTLD: <b>{.repair}</b> . . . . .	2190
2.956	Representative SLDs for gTLD: <b>{.report}</b> . . . . .	2193
2.957	Representative SLDs for gTLD: <b>{.republican}</b> . . . . .	2196
2.958	Representative SLDs for gTLD: <b>{.rest}</b> . . . . .	2196
2.959	Representative SLDs for gTLD: <b>{.restaurant}</b> . . . . .	2199
2.960	Representative SLDs for gTLD: <b>{.retirement}</b> . . . . .	2202
2.961	Representative SLDs for gTLD: <b>{.review}</b> . . . . .	2202
2.962	Representative SLDs for gTLD: <b>{.reviews}</b> . . . . .	2205
2.963	Representative SLDs for gTLD: <b>{.rexroth}</b> . . . . .	2205
2.964	Representative SLDs for gTLD: <b>{.rich}</b> . . . . .	2206
2.965	Representative SLDs for gTLD: <b>{.richardli}</b> . . . . .	2208
2.966	Representative SLDs for gTLD: <b>{.ricoh}</b> . . . . .	2208
2.967	Representative SLDs for gTLD: <b>{.rightathome}</b> . . . . .	2211

2.968	Representative SLDs for gTLD: <b>{.ril}</b> . . . . .	2211
2.969	Representative SLDs for gTLD: <b>{.rio}</b> . . . . .	2214
2.970	Representative SLDs for gTLD: <b>{.rip}</b> . . . . .	2217
2.971	Representative SLDs for gTLD: <b>{.rmit}</b> . . . . .	2220
2.972	Representative SLDs for gTLD: <b>{.rocher}</b> . . . . .	2220
2.973	Representative SLDs for gTLD: <b>{.rocks}</b> . . . . .	2223
2.974	Representative SLDs for gTLD: <b>{.rockwool}</b> . . . . .	2226
2.975	Representative SLDs for gTLD: <b>{.rodeo}</b> . . . . .	2226
2.976	Representative SLDs for gTLD: <b>{.rogers}</b> . . . . .	2227
2.977	Representative SLDs for gTLD: <b>{.roma}</b> . . . . .	2229
2.978	Representative SLDs for gTLD: <b>{.room}</b> . . . . .	2232
2.979	Representative SLDs for gTLD: <b>{.rsvp}</b> . . . . .	2235
2.980	Representative SLDs for gTLD: <b>{.rugby}</b> . . . . .	2235
2.981	Representative SLDs for gTLD: <b>{.ruhr}</b> . . . . .	2236
2.982	Representative SLDs for gTLD: <b>{.run}</b> . . . . .	2238
2.983	Representative SLDs for gTLD: <b>{.rwe}</b> . . . . .	2241
2.984	Representative SLDs for gTLD: <b>{.ryukyu}</b> . . . . .	2241
2.985	Representative SLDs for gTLD: <b>{.saarland}</b> . . . . .	2242
2.986	Representative SLDs for gTLD: <b>{.safe}</b> . . . . .	2242
2.987	Representative SLDs for gTLD: <b>{.safety}</b> . . . . .	2245
2.988	Representative SLDs for gTLD: <b>{.safeway}</b> . . . . .	2248
2.989	Representative SLDs for gTLD: <b>{.sakura}</b> . . . . .	2251
2.990	Representative SLDs for gTLD: <b>{.sale}</b> . . . . .	2254
2.991	Representative SLDs for gTLD: <b>{.salon}</b> . . . . .	2257
2.992	Representative SLDs for gTLD: <b>{.samsclub}</b> . . . . .	2260
2.993	Representative SLDs for gTLD: <b>{.samsung}</b> . . . . .	2263
2.994	Representative SLDs for gTLD: <b>{.sandvik}</b> . . . . .	2266
2.995	Representative SLDs for gTLD: <b>{.sandvikcoromant}</b> . . . . .	2267
2.996	Representative SLDs for gTLD: <b>{.sanofi}</b> . . . . .	2267
2.997	Representative SLDs for gTLD: <b>{.sap}</b> . . . . .	2269
2.998	Representative SLDs for gTLD: <b>{.sapo}</b> . . . . .	2272
2.999	Representative SLDs for gTLD: <b>{.sapphire}</b> . . . . .	2275
2.1000	Representative SLDs for gTLD: <b>{.sarl}</b> . . . . .	2278
2.1001	Representative SLDs for gTLD: <b>{.sas}</b> . . . . .	2281
2.1002	Representative SLDs for gTLD: <b>{.save}</b> . . . . .	2284
2.1003	Representative SLDs for gTLD: <b>{.saxo}</b> . . . . .	2287
2.1004	Representative SLDs for gTLD: <b>{.sbi}</b> . . . . .	2287
2.1005	Representative SLDs for gTLD: <b>{.sbs}</b> . . . . .	2290



2.1006	Representative SLDs for gTLD: <b>{.sca}</b> . . . . .	2293
2.1007	Representative SLDs for gTLD: <b>{.scb}</b> . . . . .	2296
2.1008	Representative SLDs for gTLD: <b>{.schaeffler}</b> . . . . .	2299
2.1009	Representative SLDs for gTLD: <b>{.schmidt}</b> . . . . .	2299
2.1010	Representative SLDs for gTLD: <b>{.scholarships}</b> . . . . .	2302
2.1011	Representative SLDs for gTLD: <b>{.school}</b> . . . . .	2302
2.1012	Representative SLDs for gTLD: <b>{.schule}</b> . . . . .	2306
2.1013	Representative SLDs for gTLD: <b>{.schwarz}</b> . . . . .	2309
2.1014	Representative SLDs for gTLD: <b>{.science}</b> . . . . .	2312
2.1015	Representative SLDs for gTLD: <b>{.scjohnson}</b> . . . . .	2315
2.1016	Representative SLDs for gTLD: <b>{.scor}</b> . . . . .	2315
2.1017	Representative SLDs for gTLD: <b>{.scot}</b> . . . . .	2316
2.1018	Representative SLDs for gTLD: <b>{.search}</b> . . . . .	2318
2.1019	Representative SLDs for gTLD: <b>{.seat}</b> . . . . .	2321
2.1020	Representative SLDs for gTLD: <b>{.seek}</b> . . . . .	2324
2.1021	Representative SLDs for gTLD: <b>{.secure}</b> . . . . .	2327
2.1022	Representative SLDs for gTLD: <b>{.security}</b> . . . . .	2330
2.1023	Representative SLDs for gTLD: <b>{.select}</b> . . . . .	2333
2.1024	Representative SLDs for gTLD: <b>{.sener}</b> . . . . .	2336
2.1025	Representative SLDs for gTLD: <b>{.services}</b> . . . . .	2336
2.1026	Representative SLDs for gTLD: <b>{.ses}</b> . . . . .	2339
2.1027	Representative SLDs for gTLD: <b>{.seven}</b> . . . . .	2342
2.1028	Representative SLDs for gTLD: <b>{.sew}</b> . . . . .	2345
2.1029	Representative SLDs for gTLD: <b>{.sex}</b> . . . . .	2348
2.1030	Representative SLDs for gTLD: <b>{.sexy}</b> . . . . .	2351
2.1031	Representative SLDs for gTLD: <b>{.sfr}</b> . . . . .	2354
2.1032	Representative SLDs for gTLD: <b>{.shangrila}</b> . . . . .	2357
2.1033	Representative SLDs for gTLD: <b>{.sharp}</b> . . . . .	2360
2.1034	Representative SLDs for gTLD: <b>{.shaw}</b> . . . . .	2363
2.1035	Representative SLDs for gTLD: <b>{.shell}</b> . . . . .	2366
2.1036	Representative SLDs for gTLD: <b>{.shia}</b> . . . . .	2369
2.1037	Representative SLDs for gTLD: <b>{.shiksha}</b> . . . . .	2369
2.1038	Representative SLDs for gTLD: <b>{.shoes}</b> . . . . .	2370
2.1039	Representative SLDs for gTLD: <b>{.shop}</b> . . . . .	2370
2.1040	Representative SLDs for gTLD: <b>{.shopping}</b> . . . . .	2373
2.1041	Representative SLDs for gTLD: <b>{.shopyourway}</b> . . . . .	2376
2.1042	Representative SLDs for gTLD: <b>{.shouji}</b> . . . . .	2376
2.1043	Representative SLDs for gTLD: <b>{.show}</b> . . . . .	2377

2.1044	Representative SLDs for gTLD: <b>{.showtime}</b>	2380
2.1045	Representative SLDs for gTLD: <b>{.shriram}</b>	2383
2.1046	Representative SLDs for gTLD: <b>{.silk}</b>	2383
2.1047	Representative SLDs for gTLD: <b>{.sina}</b>	2384
2.1048	Representative SLDs for gTLD: <b>{.singles}</b>	2386
2.1049	Representative SLDs for gTLD: <b>{.site}</b>	2386
2.1050	Representative SLDs for gTLD: <b>{.sj}</b>	2390
2.1051	Representative SLDs for gTLD: <b>{.ski}</b>	2393
2.1052	Representative SLDs for gTLD: <b>{.skin}</b>	2396
2.1053	Representative SLDs for gTLD: <b>{.skolkovo}</b>	2399
2.1054	Representative SLDs for gTLD: <b>{.sky}</b>	2399
2.1055	Representative SLDs for gTLD: <b>{.skydrive}</b>	2402
2.1056	Representative SLDs for gTLD: <b>{.skype}</b>	2402
2.1057	Representative SLDs for gTLD: <b>{.sling}</b>	2405
2.1058	Representative SLDs for gTLD: <b>{.smart}</b>	2405
2.1059	Representative SLDs for gTLD: <b>{.smile}</b>	2408
2.1060	Representative SLDs for gTLD: <b>{.snCF}</b>	2411
2.1061	Representative SLDs for gTLD: <b>{.soccer}</b>	2414
2.1062	Representative SLDs for gTLD: <b>{.social}</b>	2417
2.1063	Representative SLDs for gTLD: <b>{.softbank}</b>	2420
2.1064	Representative SLDs for gTLD: <b>{.software}</b>	2423
2.1065	Representative SLDs for gTLD: <b>{.sohu}</b>	2426
2.1066	Representative SLDs for gTLD: <b>{.solar}</b>	2429
2.1067	Representative SLDs for gTLD: <b>{.solutions}</b>	2432
2.1068	Representative SLDs for gTLD: <b>{.song}</b>	2435
2.1069	Representative SLDs for gTLD: <b>{.sony}</b>	2438
2.1070	Representative SLDs for gTLD: <b>{.soy}</b>	2441
2.1071	Representative SLDs for gTLD: <b>{.spa}</b>	2444
2.1072	Representative SLDs for gTLD: <b>{.space}</b>	2447
2.1073	Representative SLDs for gTLD: <b>{.spiegel}</b>	2450
2.1074	Representative SLDs for gTLD: <b>{.sport}</b>	2453
2.1075	Representative SLDs for gTLD: <b>{.sports}</b>	2456
2.1076	Representative SLDs for gTLD: <b>{.spot}</b>	2459
2.1077	Representative SLDs for gTLD: <b>{.spreadbetting}</b>	2462
2.1078	Representative SLDs for gTLD: <b>{.srl}</b>	2462
2.1079	Representative SLDs for gTLD: <b>{.srt}</b>	2465
2.1080	Representative SLDs for gTLD: <b>{.stada}</b>	2468
2.1081	Representative SLDs for gTLD: <b>{.staples}</b>	2468



2.1082	Representative SLDs for gTLD: <b>{.star}</b> . . . . .	2471
2.1083	Representative SLDs for gTLD: <b>{.starhub}</b> . . . . .	2474
2.1084	Representative SLDs for gTLD: <b>{.statebank}</b> . . . . .	2477
2.1085	Representative SLDs for gTLD: <b>{.statefarm}</b> . . . . .	2477
2.1086	Representative SLDs for gTLD: <b>{.statoil}</b> . . . . .	2478
2.1087	Representative SLDs for gTLD: <b>{.stc}</b> . . . . .	2478
2.1088	Representative SLDs for gTLD: <b>{.stockholm}</b> . . . . .	2481
2.1089	Representative SLDs for gTLD: <b>{.storage}</b> . . . . .	2484
2.1090	Representative SLDs for gTLD: <b>{.store}</b> . . . . .	2487
2.1091	Representative SLDs for gTLD: <b>{.stream}</b> . . . . .	2490
2.1092	Representative SLDs for gTLD: <b>{.stroke}</b> . . . . .	2493
2.1093	Representative SLDs for gTLD: <b>{.studio}</b> . . . . .	2493
2.1094	Representative SLDs for gTLD: <b>{.study}</b> . . . . .	2496
2.1095	Representative SLDs for gTLD: <b>{.style}</b> . . . . .	2499
2.1096	Representative SLDs for gTLD: <b>{.sucks}</b> . . . . .	2502
2.1097	Representative SLDs for gTLD: <b>{.supersport}</b> . . . . .	2505
2.1098	Representative SLDs for gTLD: <b>{.supplies}</b> . . . . .	2505
2.1099	Representative SLDs for gTLD: <b>{.supply}</b> . . . . .	2506
2.1100	Representative SLDs for gTLD: <b>{.support}</b> . . . . .	2508
2.1101	Representative SLDs for gTLD: <b>{.surf}</b> . . . . .	2511
2.1102	Representative SLDs for gTLD: <b>{.surgery}</b> . . . . .	2514
2.1103	Representative SLDs for gTLD: <b>{.suzuki}</b> . . . . .	2517
2.1104	Representative SLDs for gTLD: <b>{.svr}</b> . . . . .	2520
2.1105	Representative SLDs for gTLD: <b>{.swatch}</b> . . . . .	2523
2.1106	Representative SLDs for gTLD: <b>{.swiftcover}</b> . . . . .	2523
2.1107	Representative SLDs for gTLD: <b>{.swiss}</b> . . . . .	2524
2.1108	Representative SLDs for gTLD: <b>{.sx}</b> . . . . .	2526
2.1109	Representative SLDs for gTLD: <b>{.sydney}</b> . . . . .	2529
2.1110	Representative SLDs for gTLD: <b>{.symantec}</b> . . . . .	2532
2.1111	Representative SLDs for gTLD: <b>{.systems}</b> . . . . .	2535
2.1112	Representative SLDs for gTLD: <b>{.tab}</b> . . . . .	2538
2.1113	Representative SLDs for gTLD: <b>{.taipei}</b> . . . . .	2541
2.1114	Representative SLDs for gTLD: <b>{.talk}</b> . . . . .	2544
2.1115	Representative SLDs for gTLD: <b>{.taobao}</b> . . . . .	2547
2.1116	Representative SLDs for gTLD: <b>{.target}</b> . . . . .	2550
2.1117	Representative SLDs for gTLD: <b>{.tata}</b> . . . . .	2553
2.1118	Representative SLDs for gTLD: <b>{.tatamotors}</b> . . . . .	2556
2.1119	Representative SLDs for gTLD: <b>{.tatar}</b> . . . . .	2556



2.1120	Representative SLDs for gTLD: <b>{.tattoo}</b>	2557
2.1121	Representative SLDs for gTLD: <b>{.tax}</b>	2559
2.1122	Representative SLDs for gTLD: <b>{.taxi}</b>	2562
2.1123	Representative SLDs for gTLD: <b>{.tci}</b>	2565
2.1124	Representative SLDs for gTLD: <b>{.tdk}</b>	2568
2.1125	Representative SLDs for gTLD: <b>{.team}</b>	2571
2.1126	Representative SLDs for gTLD: <b>{.tech}</b>	2574
2.1127	Representative SLDs for gTLD: <b>{.technology}</b>	2577
2.1128	Representative SLDs for gTLD: <b>{.telecity}</b>	2580
2.1129	Representative SLDs for gTLD: <b>{.telefonica}</b>	2580
2.1130	Representative SLDs for gTLD: <b>{.temasek}</b>	2584
2.1131	Representative SLDs for gTLD: <b>{.tennis}</b>	2584
2.1132	Representative SLDs for gTLD: <b>{.terra}</b>	2587
2.1133	Representative SLDs for gTLD: <b>{.teva}</b>	2590
2.1134	Representative SLDs for gTLD: <b>{.thai}</b>	2593
2.1135	Representative SLDs for gTLD: <b>{.thd}</b>	2596
2.1136	Representative SLDs for gTLD: <b>{.theater}</b>	2599
2.1137	Representative SLDs for gTLD: <b>{.theatre}</b>	2602
2.1138	Representative SLDs for gTLD: <b>{.theguardian}</b>	2605
2.1139	Representative SLDs for gTLD: <b>{.thehartford}</b>	2605
2.1140	Representative SLDs for gTLD: <b>{.tiaa}</b>	2606
2.1141	Representative SLDs for gTLD: <b>{.tickets}</b>	2606
2.1142	Representative SLDs for gTLD: <b>{.tienda}</b>	2606
2.1143	Representative SLDs for gTLD: <b>{.tiffany}</b>	2609
2.1144	Representative SLDs for gTLD: <b>{.tips}</b>	2612
2.1145	Representative SLDs for gTLD: <b>{.tires}</b>	2615
2.1146	Representative SLDs for gTLD: <b>{.tirol}</b>	2615
2.1147	Representative SLDs for gTLD: <b>{.tjmaxx}</b>	2616
2.1148	Representative SLDs for gTLD: <b>{.tjx}</b>	2616
2.1149	Representative SLDs for gTLD: <b>{.tkmaxx}</b>	2616
2.1150	Representative SLDs for gTLD: <b>{.tmall}</b>	2616
2.1151	Representative SLDs for gTLD: <b>{.today}</b>	2617
2.1152	Representative SLDs for gTLD: <b>{.tokyo}</b>	2619
2.1153	Representative SLDs for gTLD: <b>{.tools}</b>	2622
2.1154	Representative SLDs for gTLD: <b>{.top}</b>	2625
2.1155	Representative SLDs for gTLD: <b>{.toray}</b>	2628
2.1156	Representative SLDs for gTLD: <b>{.toshiba}</b>	2631
2.1157	Representative SLDs for gTLD: <b>{.total}</b>	2634



2.1158	Representative SLDs for gTLD: <b>{.tour}</b> . . . . .	2637
2.1159	Representative SLDs for gTLD: <b>{.tours}</b> . . . . .	2640
2.1160	Representative SLDs for gTLD: <b>{.town}</b> . . . . .	2643
2.1161	Representative SLDs for gTLD: <b>{.toyota}</b> . . . . .	2646
2.1162	Representative SLDs for gTLD: <b>{.toys}</b> . . . . .	2649
2.1163	Representative SLDs for gTLD: <b>{.trade}</b> . . . . .	2652
2.1164	Representative SLDs for gTLD: <b>{.tradershotels}</b> . . . . .	2655
2.1165	Representative SLDs for gTLD: <b>{.trading}</b> . . . . .	2655
2.1166	Representative SLDs for gTLD: <b>{.training}</b> . . . . .	2658
2.1167	Representative SLDs for gTLD: <b>{.transformers}</b> . . . . .	2661
2.1168	Representative SLDs for gTLD: <b>{.translations}</b> . . . . .	2664
2.1169	Representative SLDs for gTLD: <b>{.transunion}</b> . . . . .	2664
2.1170	Representative SLDs for gTLD: <b>{.travelchannel}</b> . . . . .	2665
2.1171	Representative SLDs for gTLD: <b>{.travelers}</b> . . . . .	2665
2.1172	Representative SLDs for gTLD: <b>{.travelersinsurance}</b> . . . . .	2665
2.1173	Representative SLDs for gTLD: <b>{.travelguard}</b> . . . . .	2665
2.1174	Representative SLDs for gTLD: <b>{.trust}</b> . . . . .	2666
2.1175	Representative SLDs for gTLD: <b>{.trv}</b> . . . . .	2668
2.1176	Representative SLDs for gTLD: <b>{.tube}</b> . . . . .	2671
2.1177	Representative SLDs for gTLD: <b>{.tui}</b> . . . . .	2674
2.1178	Representative SLDs for gTLD: <b>{.tunes}</b> . . . . .	2674
2.1179	Representative SLDs for gTLD: <b>{.tushu}</b> . . . . .	2677
2.1180	Representative SLDs for gTLD: <b>{.tvsv}</b> . . . . .	2677
2.1181	Representative SLDs for gTLD: <b>{.ubank}</b> . . . . .	2680
2.1182	Representative SLDs for gTLD: <b>{.ubs}</b> . . . . .	2680
2.1183	Representative SLDs for gTLD: <b>{.uconnect}</b> . . . . .	2683
2.1184	Representative SLDs for gTLD: <b>{.uk}</b> . . . . .	2683
2.1185	Representative SLDs for gTLD: <b>{.ultrabook}</b> . . . . .	2686
2.1186	Representative SLDs for gTLD: <b>{.ummah}</b> . . . . .	2686
2.1187	Representative SLDs for gTLD: <b>{.unicom}</b> . . . . .	2687
2.1188	Representative SLDs for gTLD: <b>{.unicorn}</b> . . . . .	2689
2.1189	Representative SLDs for gTLD: <b>{.university}</b> . . . . .	2692
2.1190	Representative SLDs for gTLD: <b>{.uno}</b> . . . . .	2695
2.1191	Representative SLDs for gTLD: <b>{.uol}</b> . . . . .	2698
2.1192	Representative SLDs for gTLD: <b>{.ups}</b> . . . . .	2701
2.1193	Representative SLDs for gTLD: <b>{.vacations}</b> . . . . .	2704
2.1194	Representative SLDs for gTLD: <b>{.vana}</b> . . . . .	2704
2.1195	Representative SLDs for gTLD: <b>{.vanguard}</b> . . . . .	2705



2.1196	Representative SLDs for gTLD: <b>{.vanish}</b>	2707
2.1197	Representative SLDs for gTLD: <b>{.vegas}</b>	2707
2.1198	Representative SLDs for gTLD: <b>{.ventures}</b>	2710
2.1199	Representative SLDs for gTLD: <b>{.verisign}</b>	2713
2.1200	Representative SLDs for gTLD: <b>{.versicherung}</b>	2713
2.1201	Representative SLDs for gTLD: <b>{.vet}</b>	2714
2.1202	Representative SLDs for gTLD: <b>{.viajes}</b>	2716
2.1203	Representative SLDs for gTLD: <b>{.video}</b>	2716
2.1204	Representative SLDs for gTLD: <b>{.vig}</b>	2719
2.1205	Representative SLDs for gTLD: <b>{.viking}</b>	2722
2.1206	Representative SLDs for gTLD: <b>{.villas}</b>	2725
2.1207	Representative SLDs for gTLD: <b>{.vin}</b>	2725
2.1208	Representative SLDs for gTLD: <b>{.vip}</b>	2728
2.1209	Representative SLDs for gTLD: <b>{.virgin}</b>	2731
2.1210	Representative SLDs for gTLD: <b>{.visa}</b>	2734
2.1211	Representative SLDs for gTLD: <b>{.vision}</b>	2737
2.1212	Representative SLDs for gTLD: <b>{.vista}</b>	2740
2.1213	Representative SLDs for gTLD: <b>{.vistaprint}</b>	2743
2.1214	Representative SLDs for gTLD: <b>{.viva}</b>	2746
2.1215	Representative SLDs for gTLD: <b>{.vivo}</b>	2749
2.1216	Representative SLDs for gTLD: <b>{.vlaanderen}</b>	2752
2.1217	Representative SLDs for gTLD: <b>{.vodka}</b>	2752
2.1218	Representative SLDs for gTLD: <b>{.volkswagen}</b>	2753
2.1219	Representative SLDs for gTLD: <b>{.volvo}</b>	2753
2.1220	Representative SLDs for gTLD: <b>{.vons}</b>	2755
2.1221	Representative SLDs for gTLD: <b>{.vote}</b>	2755
2.1222	Representative SLDs for gTLD: <b>{.voting}</b>	2758
2.1223	Representative SLDs for gTLD: <b>{.voto}</b>	2758
2.1224	Representative SLDs for gTLD: <b>{.voyage}</b>	2759
2.1225	Representative SLDs for gTLD: <b>{.vuelos}</b>	2761
2.1226	Representative SLDs for gTLD: <b>{.wales}</b>	2761
2.1227	Representative SLDs for gTLD: <b>{.walmart}</b>	2764
2.1228	Representative SLDs for gTLD: <b>{.walter}</b>	2767
2.1229	Representative SLDs for gTLD: <b>{.wang}</b>	2770
2.1230	Representative SLDs for gTLD: <b>{.wanggou}</b>	2773
2.1231	Representative SLDs for gTLD: <b>{.warman}</b>	2773
2.1232	Representative SLDs for gTLD: <b>{.watch}</b>	2774
2.1233	Representative SLDs for gTLD: <b>{.watches}</b>	2776



2.1234	Representative SLDs for gTLD: <b>{.weather}</b> . . . . .	2776
2.1235	Representative SLDs for gTLD: <b>{.weatherchannel}</b> . . . . .	2779
2.1236	Representative SLDs for gTLD: <b>{.web}</b> . . . . .	2779
2.1237	Representative SLDs for gTLD: <b>{.webcam}</b> . . . . .	2783
2.1238	Representative SLDs for gTLD: <b>{.weber}</b> . . . . .	2786
2.1239	Representative SLDs for gTLD: <b>{.webjet}</b> . . . . .	2789
2.1240	Representative SLDs for gTLD: <b>{.webs}</b> . . . . .	2789
2.1241	Representative SLDs for gTLD: <b>{.website}</b> . . . . .	2792
2.1242	Representative SLDs for gTLD: <b>{.wed}</b> . . . . .	2795
2.1243	Representative SLDs for gTLD: <b>{.wedding}</b> . . . . .	2798
2.1244	Representative SLDs for gTLD: <b>{.weibo}</b> . . . . .	2801
2.1245	Representative SLDs for gTLD: <b>{.weir}</b> . . . . .	2804
2.1246	Representative SLDs for gTLD: <b>{.whoswho}</b> . . . . .	2807
2.1247	Representative SLDs for gTLD: <b>{.wien}</b> . . . . .	2807
2.1248	Representative SLDs for gTLD: <b>{.wiki}</b> . . . . .	2810
2.1249	Representative SLDs for gTLD: <b>{.williamhill}</b> . . . . .	2813
2.1250	Representative SLDs for gTLD: <b>{.wilmar}</b> . . . . .	2813
2.1251	Representative SLDs for gTLD: <b>{.win}</b> . . . . .	2814
2.1252	Representative SLDs for gTLD: <b>{.windows}</b> . . . . .	2817
2.1253	Representative SLDs for gTLD: <b>{.wine}</b> . . . . .	2820
2.1254	Representative SLDs for gTLD: <b>{.winners}</b> . . . . .	2823
2.1255	Representative SLDs for gTLD: <b>{.wme}</b> . . . . .	2826
2.1256	Representative SLDs for gTLD: <b>{.wolterskluwer}</b> . . . . .	2826
2.1257	Representative SLDs for gTLD: <b>{.woodside}</b> . . . . .	2827
2.1258	Representative SLDs for gTLD: <b>{.work}</b> . . . . .	2827
2.1259	Representative SLDs for gTLD: <b>{.works}</b> . . . . .	2830
2.1260	Representative SLDs for gTLD: <b>{.world}</b> . . . . .	2833
2.1261	Representative SLDs for gTLD: <b>{.wow}</b> . . . . .	2836
2.1262	Representative SLDs for gTLD: <b>{.wtc}</b> . . . . .	2839
2.1263	Representative SLDs for gTLD: <b>{.wtf}</b> . . . . .	2842
2.1264	Representative SLDs for gTLD: <b>{.xbox}</b> . . . . .	2845
2.1265	Representative SLDs for gTLD: <b>{.xerox}</b> . . . . .	2848
2.1266	Representative SLDs for gTLD: <b>{.xfinity}</b> . . . . .	2851
2.1267	Representative SLDs for gTLD: <b>{.xihuan}</b> . . . . .	2854
2.1268	Representative SLDs for gTLD: <b>{.xin}</b> . . . . .	2854
2.1269	Representative SLDs for gTLD: <b>{.xn--11b4c3d}</b> . . . . .	2857
2.1270	Representative SLDs for gTLD: <b>{.xn--1ck2e1b}</b> . . . . .	2857
2.1271	Representative SLDs for gTLD: <b>{.xn--1qqw23a}</b> . . . . .	2858

2.1272	Representative SLDs for gTLD: <b>{.xn--3bst00m}</b>	2858
2.1273	Representative SLDs for gTLD: <b>{.xn--3ds443g}</b>	2858
2.1274	Representative SLDs for gTLD: <b>{.xn--3pxu8k}</b>	2858
2.1275	Representative SLDs for gTLD: <b>{.xn--42c2d9a}</b>	2859
2.1276	Representative SLDs for gTLD: <b>{.xn--45q11c}</b>	2861
2.1277	Representative SLDs for gTLD: <b>{.xn--4gbrim}</b>	2861
2.1278	Representative SLDs for gTLD: <b>{.xn--4gq48lf9j}</b>	2862
2.1279	Representative SLDs for gTLD: <b>{.xn--55qw42g}</b>	2862
2.1280	Representative SLDs for gTLD: <b>{.xn--55qx5d}</b>	2862
2.1281	Representative SLDs for gTLD: <b>{.xn--5su34j936bgsg}</b>	2865
2.1282	Representative SLDs for gTLD: <b>{.xn--5tzm5g}</b>	2865
2.1283	Representative SLDs for gTLD: <b>{.xn--6frz82g}</b>	2866
2.1284	Representative SLDs for gTLD: <b>{.xn--6qq986b3xl}</b>	2866
2.1285	Representative SLDs for gTLD: <b>{.xn--6rtwn}</b>	2866
2.1286	Representative SLDs for gTLD: <b>{.xn--80adxhks}</b>	2866
2.1287	Representative SLDs for gTLD: <b>{.xn--80aqecdr1a}</b>	2867
2.1288	Representative SLDs for gTLD: <b>{.xn--80asehdb}</b>	2867
2.1289	Representative SLDs for gTLD: <b>{.xn--80aswg}</b>	2867
2.1290	Representative SLDs for gTLD: <b>{.xn--8y0a063a}</b>	2867
2.1291	Representative SLDs for gTLD: <b>{.xn--9dbq2a}</b>	2867
2.1292	Representative SLDs for gTLD: <b>{.xn--9krt00a}</b>	2868
2.1293	Representative SLDs for gTLD: <b>{.xn--c1avg}</b>	2868
2.1294	Representative SLDs for gTLD: <b>{.xn--c2br7g}</b>	2868
2.1295	Representative SLDs for gTLD: <b>{.xn--cckwxcetd}</b>	2868
2.1296	Representative SLDs for gTLD: <b>{.xn--cg4bki}</b>	2869
2.1297	Representative SLDs for gTLD: <b>{.xn--czr694b}</b>	2869
2.1298	Representative SLDs for gTLD: <b>{.xn--czrs0t}</b>	2869
2.1299	Representative SLDs for gTLD: <b>{.xn--czru2d}</b>	2869
2.1300	Representative SLDs for gTLD: <b>{.xn--d1acj3b}</b>	2869
2.1301	Representative SLDs for gTLD: <b>{.xn--eckvdtc9d}</b>	2870
2.1302	Representative SLDs for gTLD: <b>{.xn--efvy88h}</b>	2870
2.1303	Representative SLDs for gTLD: <b>{.xn--estv75g}</b>	2870
2.1304	Representative SLDs for gTLD: <b>{.xn--fct429k}</b>	2870
2.1305	Representative SLDs for gTLD: <b>{.xn--fes124c}</b>	2871
2.1306	Representative SLDs for gTLD: <b>{.xn--fhbei}</b>	2871
2.1307	Representative SLDs for gTLD: <b>{.xn--fiq228c5hs}</b>	2871
2.1308	Representative SLDs for gTLD: <b>{.xn--fiq64b}</b>	2871
2.1309	Representative SLDs for gTLD: <b>{.xn--fq720a}</b>	2871



2.1310	Representative SLDs for gTLD: <b>{.xn--flw351e}</b> . . . . .	2872
2.1311	Representative SLDs for gTLD: <b>{.xn--g2xx48c}</b> . . . . .	2872
2.1312	Representative SLDs for gTLD: <b>{.xn--gckr3f0f}</b> . . . . .	2872
2.1313	Representative SLDs for gTLD: <b>{.xn--gk3at1e}</b> . . . . .	2872
2.1314	Representative SLDs for gTLD: <b>{.xn--hxt814e}</b> . . . . .	2873
2.1315	Representative SLDs for gTLD: <b>{.xn--i1b6b1a6a2e}</b> . . . . .	2873
2.1316	Representative SLDs for gTLD: <b>{.xn--imr513n}</b> . . . . .	2873
2.1317	Representative SLDs for gTLD: <b>{.xn--io0a7i}</b> . . . . .	2873
2.1318	Representative SLDs for gTLD: <b>{.xn--j1aef}</b> . . . . .	2876
2.1319	Representative SLDs for gTLD: <b>{.xn--jlq480n2rg}</b> . . . . .	2879
2.1320	Representative SLDs for gTLD: <b>{.xn--jlq61u9w7b}</b> . . . . .	2879
2.1321	Representative SLDs for gTLD: <b>{.xn--kcrx7bb75ajk3b}</b> . . . . .	2880
2.1322	Representative SLDs for gTLD: <b>{.xn--kpu716f}</b> . . . . .	2880
2.1323	Representative SLDs for gTLD: <b>{.xn--kput3i}</b> . . . . .	2880
2.1324	Representative SLDs for gTLD: <b>{.xn--mgba7c0bbn0a}</b> . . . . .	2880
2.1325	Representative SLDs for gTLD: <b>{.xn--mgbaakc7dvf}</b> . . . . .	2881
2.1326	Representative SLDs for gTLD: <b>{.xn--mgbab2bd}</b> . . . . .	2881
2.1327	Representative SLDs for gTLD: <b>{.xn--mgb9fbpob}</b> . . . . .	2881
2.1328	Representative SLDs for gTLD: <b>{.xn--mgbca7dzdo}</b> . . . . .	2881
2.1329	Representative SLDs for gTLD: <b>{.xn--mgi4ecexp}</b> . . . . .	2881
2.1330	Representative SLDs for gTLD: <b>{.xn--mgt3dhd}</b> . . . . .	2882
2.1331	Representative SLDs for gTLD: <b>{.xn--mk1bu44c}</b> . . . . .	2882
2.1332	Representative SLDs for gTLD: <b>{.xn--mxtq1m}</b> . . . . .	2882
2.1333	Representative SLDs for gTLD: <b>{.xn--ngbc5azd}</b> . . . . .	2882
2.1334	Representative SLDs for gTLD: <b>{.xn--ngbe9e0a}</b> . . . . .	2883
2.1335	Representative SLDs for gTLD: <b>{.xn--ngbrx}</b> . . . . .	2883
2.1336	Representative SLDs for gTLD: <b>{.xn--nyqy26a}</b> . . . . .	2883
2.1337	Representative SLDs for gTLD: <b>{.xn--otu796d}</b> . . . . .	2883
2.1338	Representative SLDs for gTLD: <b>{.xn--p1acf}</b> . . . . .	2883
2.1339	Representative SLDs for gTLD: <b>{.xn--pgb3ceoj}</b> . . . . .	2884
2.1340	Representative SLDs for gTLD: <b>{.xn--q9jyb4c}</b> . . . . .	2884
2.1341	Representative SLDs for gTLD: <b>{.xn--qcka1pmc}</b> . . . . .	2884
2.1342	Representative SLDs for gTLD: <b>{.xn--rhqv96g}</b> . . . . .	2884
2.1343	Representative SLDs for gTLD: <b>{.xn--ses554g}</b> . . . . .	2885
2.1344	Representative SLDs for gTLD: <b>{.xn--t60b56a}</b> . . . . .	2885
2.1345	Representative SLDs for gTLD: <b>{.xn--tckwe}</b> . . . . .	2885
2.1346	Representative SLDs for gTLD: <b>{.xn--tiq49xqyj}</b> . . . . .	2885
2.1347	Representative SLDs for gTLD: <b>{.xn--unup4y}</b> . . . . .	2885

2.1348	Representative SLDs for gTLD: <b>{.xn--vuq861b}</b> . . . . .	2886
2.1349	Representative SLDs for gTLD: <b>{.xn--w4r85el8fhu5dnra}</b> . . .	2886
2.1350	Representative SLDs for gTLD: <b>{.xn--xhq521b}</b> . . . . .	2886
2.1351	Representative SLDs for gTLD: <b>{.xn--zfr164b}</b> . . . . .	2886
2.1352	Representative SLDs for gTLD: <b>{.xperia}</b> . . . . .	2887
2.1353	Representative SLDs for gTLD: <b>{.xyz}</b> . . . . .	2887
2.1354	Representative SLDs for gTLD: <b>{.yachts}</b> . . . . .	2890
2.1355	Representative SLDs for gTLD: <b>{.yahoo}</b> . . . . .	2890
2.1356	Representative SLDs for gTLD: <b>{.yamaxun}</b> . . . . .	2894
2.1357	Representative SLDs for gTLD: <b>{.yandex}</b> . . . . .	2894
2.1358	Representative SLDs for gTLD: <b>{.yellowpages}</b> . . . . .	2897
2.1359	Representative SLDs for gTLD: <b>{.yodobashi}</b> . . . . .	2900
2.1360	Representative SLDs for gTLD: <b>{.yoga}</b> . . . . .	2900
2.1361	Representative SLDs for gTLD: <b>{.yokohama}</b> . . . . .	2903
2.1362	Representative SLDs for gTLD: <b>{.you}</b> . . . . .	2906
2.1363	Representative SLDs for gTLD: <b>{.youtube}</b> . . . . .	2909
2.1364	Representative SLDs for gTLD: <b>{.yun}</b> . . . . .	2912
2.1365	Representative SLDs for gTLD: <b>{.zappos}</b> . . . . .	2915
2.1366	Representative SLDs for gTLD: <b>{.zara}</b> . . . . .	2918
2.1367	Representative SLDs for gTLD: <b>{.zero}</b> . . . . .	2921
2.1368	Representative SLDs for gTLD: <b>{.zip}</b> . . . . .	2924
2.1369	Representative SLDs for gTLD: <b>{.zippo}</b> . . . . .	2927
2.1370	Representative SLDs for gTLD: <b>{.zone}</b> . . . . .	2927
2.1371	Representative SLDs for gTLD: <b>{.zuerich}</b> . . . . .	2931
2.1372	Representative SLDs for gTLD: <b>{.zulu}</b> . . . . .	2931

## REPRESENTATIVE SLDs

In this part, we compile a list of representative SLDs for each gTLD. We show individual measurements for each SLD and also the number of non-representative records associated to the gTLD. Data was available for several delegated TLDs (sx, sj, co, bv, uk) and they are included for reference.

### :: 2.1 Representative SLDs for gTLD: {.aaa}

In this section, we collect representative SLDs related to gTLD: 'aaa'. We found 20 unique SLDs after filtering. A total of 290828 records were considered representative and they are 77.933% of the gTLD dump. Since the total number of records for this gTLD is 290828, there are 0 non-representative records (NRep). In addition, this set comprises  $1.19\text{E}-4$  of the entire data-set. Table 2.1 shows the corresponding SLDs ordered by the level of importance. Figure 2.1 shows the record count (PPM) for each representative SLD. Figure 2.2 shows the binned scatter-plot of srcDiv and sldDiv.

```
▶ {.aaa}
Total SLDs: 20
a-sldDiv: 77.933%
a-oR: 0.012%
NRep: 0
```

Individual SLD descriptors for gTLD: {aaa}										
SLD	count	sldDiv	$\phi$ -sldDiv	ipcount	srcDiv	$\phi$ -srcDiv	oR	a-srcDiv	a-oR	rem
aaa	0.053	0.141	1.000	0.013	0.247	0.057	2.16E-5	0.141	2.16E-5	238205
INCATB	0.050	0.134	1.000	0.007	0.138	0.027	2.06E-5	0.275	4.21E-5	188057
INVALID	0.034	0.090	1.000	0.004	0.113	0.020	1.38E-5	0.366	5.6E-5	154291
RANDOM10	0.028	0.076	1.000	0.004	0.147	0.030	1.17E-5	0.442	6.76E-5	125830
SHORTSLD	0.020	0.054	1.000	0.007	0.327	0.082	8.32E-6	0.497	7.59E-5	105535
RANDOM13	0.020	0.053	1.000	0.001	0.063	0.009	8.12E-6	0.550	8.41E-5	85731
wpad	0.016	0.043	1.000	0.004	0.261	0.066	6.54E-6	0.592	9.06E-5	69780
inboundlb	0.014	0.036	1.000	6E-6	4.43E-4	5.86E-6	5.56E-6	0.629	9.61E-5	56223
INCATF	0.010	0.027	0.999	8.51E-4	0.084	0.013	4.16E-6	0.656	1E-4	46064
isatap	0.010	0.026	0.999	0.003	0.331	0.082	3.92E-6	0.682	1.04E-4	36503
aaaaa	0.009	0.023	0.999	0.003	0.342	0.097	3.56E-6	0.705	1.08E-4	27815
aaaa	0.008	0.021	0.999	0.003	0.387	0.106	3.2E-6	0.726	1.11E-4	20000
INCATE	0.004	0.012	0.999	0.003	0.655	0.208	1.8E-6	0.737	1.13E-4	15619
INCATC	0.004	0.010	0.999	0.001	0.374	0.102	1.45E-6	0.747	1.14E-4	12071
aaaaaa	0.003	0.008	0.999	0.001	0.333	0.082	1.26E-6	0.755	1.15E-4	9004
yjx	0.003	0.007	0.999	1.16E-4	0.044	0.005	1.09E-6	0.762	1.17E-4	6352
tucg	0.002	0.006	0.999	1.64E-4	0.071	0.010	9.52E-7	0.769	1.18E-4	4029
dws	0.001	0.004	0.998	6.8E-5	0.046	0.005	6.12E-7	0.773	1.18E-4	2535
INCATI	0.001	0.004	0.998	4.26E-4	0.325	0.081	5.38E-7	0.776	1.19E-4	1223
INCATD	0.001	0.003	0.998	3.84E-4	0.314	0.080	5.01E-7	0.779	1.19E-4	0

Table 2.1: Top 20 most significant SLDs for gTLD 'aaa'. The SLD list holds 77.933% of the entries found in the gTLD and  $1.19E-4$  of the total number of entries for the entire experiment. **count** represents the number of records found for the SLD (in parts per million). **sldDiv** is the raw count divided by the number of records of this gTLD dump file. **oR** is the ratio of raw count to the total number of records of the experiment.  **$\phi$ -sldDiv** represents the  $\phi$  percentile of sldDiv on the entire data-set. **a-srcDiv** is the cumulative srcDiv variable. **a-oR** is the cumulative oR.



Figure 2.1: Representative SLDs for gTLD: { .aaa }. The *x* axis displays number of times (in parts per million) the corresponding SLD (*y* axis) was found in the gTLD.



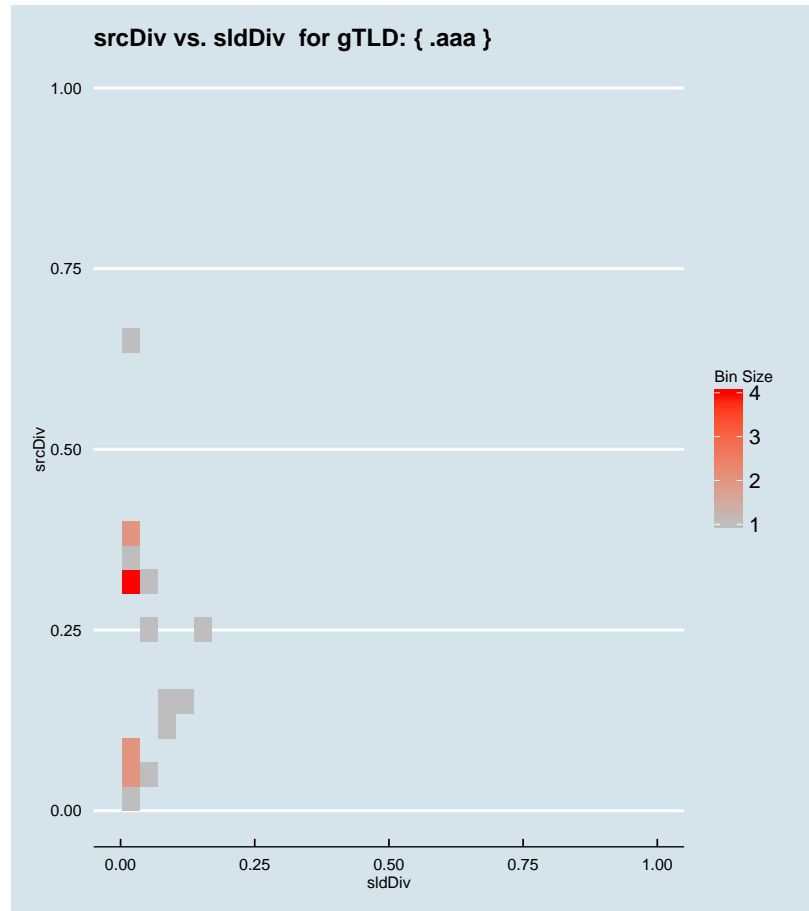


Figure 2.2: Binned scatter-plot of srcDiv and sldDiv for gTLD: { .aaa }.

## :: 2.2 Representative SLDs for gTLD: { .aarp }

In this section, we collect representative SLDs related to gTLD: 'aarp'. We found 0 unique SLDs after filtering. A total of 0 records were considered representative and they are 0.000% of the gTLD dump. Since the total number of records for this gTLD is 0, there are 0 non-representative records (NRep). In addition, this set comprises 0E0 of the entire data-set.

► { .aarp }  
Total SLDs: 0  
a-sldDiv: 0.000%  
a-oR: 0.000%  
NRep: 0

## :: 2.3 Representative SLDs for gTLD: { .abarth }

In this section, we collect representative SLDs related to gTLD: 'abarth'. We found 0

► { .abarth }  
Total SLDs: 0  
a-sldDiv: 0.000%  
a-oR: 0.000%  
NRep: 0

unique SLDs after filtering. A total of 0 records were considered representative and they are 0.000% of the gTLD dump. Since the total number of records for this gTLD is 0, there are 0 non-representative records (NRep). In addition, this set comprises 0E0 of the entire data-set.

## :: 2.4 Representative SLDs for gTLD: {.abb}

In this section, we collect representative SLDs related to gTLD: 'abb'. We found 14 unique SLDs after filtering. A total of 40546 records were considered representative and they are 69.689% of the gTLD dump. Since the total number of records for this gTLD is 40546, there are 0 non-representative records (NRep). In addition, this set comprises 1.66E-5 of the entire data-set. Table 2.2 shows the corresponding SLDs ordered by the level of importance. Figure 2.3 shows the record count (PPM) for each representative SLD. Figure 2.4 shows the binned scatter-plot of srcDiv and sldDiv.

► {.abb}  
 Total SLDs: 14  
 a-sldDiv: 69.689%  
 a-oR: 0.002%  
 NRep: 0

Individual SLD descriptors for gTLD: {.abb}										
SLD	count	sldDiv	$\phi$ -sldDiv	ipcount	srcDiv	$\phi$ -srcDiv	oR	a-srcDiv	a-oR	rem
INCATB	0.014	0.238	1.000	0.004	0.305	0.078	5.68E-6	0.238	5.68E-6	26679
aoopa	0.006	0.108	1.000	1.3E-5	0.002	5.3E-5	2.58E-6	0.347	8.26E-6	20383
INCATF	0.003	0.057	1.000	1.72E-4	0.052	0.006	1.36E-6	0.403	9.62E-6	17075
RANDOM13	0.003	0.055	1.000	4.15E-4	0.129	0.025	1.32E-6	0.459	1.09E-5	13864
INCATE	0.002	0.029	0.999	0.001	0.640	0.206	6.92E-7	0.488	1.16E-5	12176
golfinho	0.002	0.028	0.999	5E-6	0.003	9.78E-5	6.68E-7	0.516	1.23E-5	10546
RANDOM10	0.002	0.026	0.999	1.68E-4	0.112	0.020	6.17E-7	0.541	1.29E-5	9041
INVALID	0.001	0.025	0.999	2.22E-4	0.153	0.031	5.94E-7	0.566	1.35E-5	7591
SHORTSLD	0.001	0.024	0.999	3.24E-4	0.230	0.054	5.78E-7	0.591	1.41E-5	6181
unknown	0.001	0.023	0.999	1.1E-5	0.008	3.82E-4	5.43E-7	0.613	1.46E-5	4857
INCATC	0.001	0.021	0.999	5.06E-4	0.407	0.114	5.09E-7	0.635	1.51E-5	3615
palmergill...	0.001	0.021	0.999	3.3E-5	0.027	0.002	4.97E-7	0.656	1.56E-5	2402
wpad	0.001	0.021	0.999	2.93E-4	0.242	0.057	4.95E-7	0.676	1.61E-5	1193
jslcapl	0.001	0.021	0.999	4E-6	0.003	1.09E-4	4.89E-7	0.697	1.66E-5	0

Table 2.2: Top 14 most significant SLDs for gTLD 'abb'. The SLD list holds 69.689% of the entries found in the gTLD and 1.66E-5 of the total number of entries for the entire experiment. **count** represents the number of records found for the SLD (in parts per million). **sldDiv** is the raw count divided by the number of records of this gTLD dump file. **oR** is the ratio of raw count to the total number of records of the experiment.  **$\phi$ -sldDiv** represents the  $\phi$  percentile of sldDiv on the entire data-set. **a-srcDiv** is the cumulative srcDiv variable. **a-oR** is the cumulative oR.

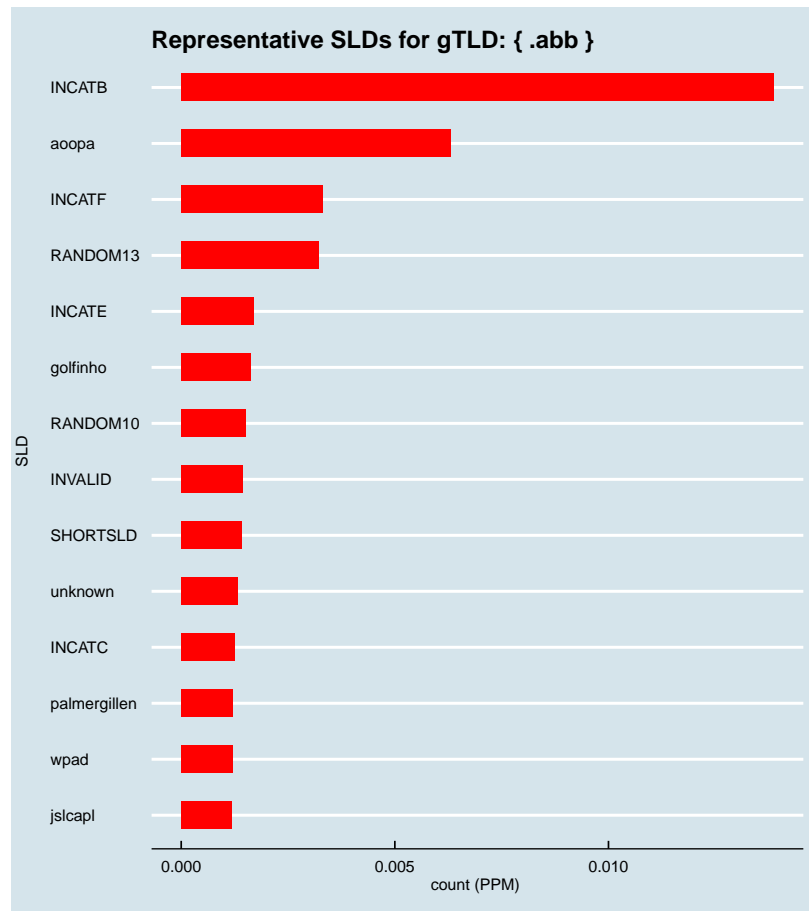


Figure 2.3: Representative SLDs for gTLD: { .abb}. The x axis displays number of times (in parts per million) the corresponding SLD (y axis) was found in the gTLD.

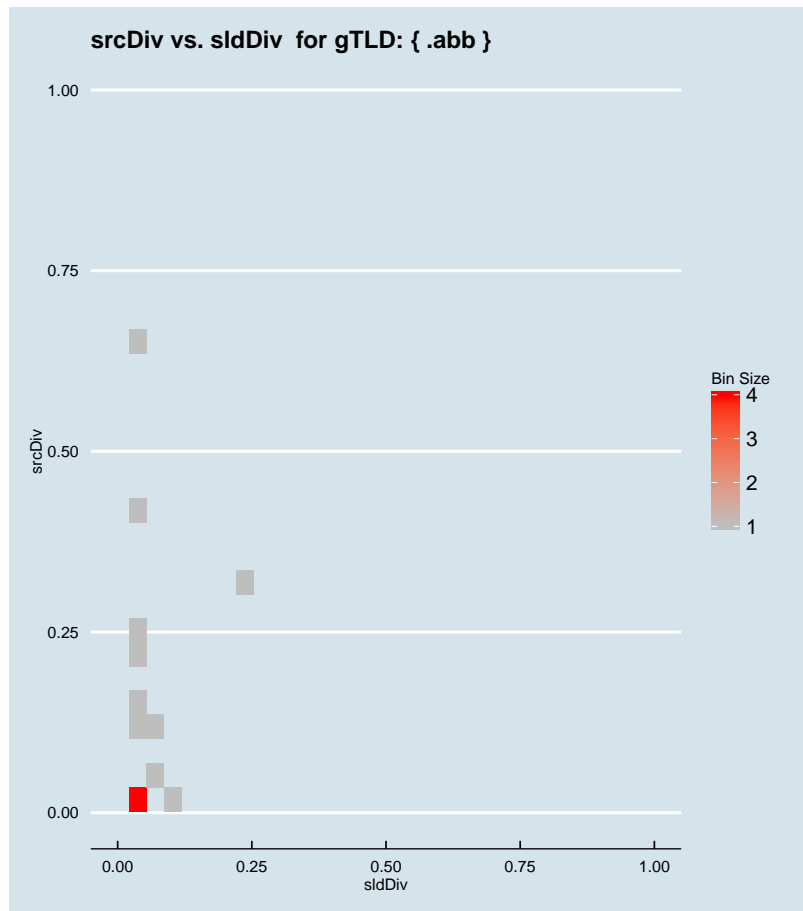


Figure 2.4: Binned scatter-plot of srcDiv and sldDiv for gTLD: { .abb }.

## :: 2.5 Representative SLDs for gTLD: { .abbott }

In this section, we collect representative SLDs related to gTLD: 'abbott'. We found 2 unique SLDs after filtering. A total of 2716 records were considered representative and they are 24.799% of the gTLD dump. Since the total number of records for this gTLD is 2716, there are 0 non-representative records (NRep). In addition, this set comprises 1.11E-6 of the entire data-set. Table 2.3 shows the corresponding SLDs ordered by the level of importance. Figure 2.5 shows the record count (PPM) for each representative SLD. Figure 2.6 shows the binned scatter-plot of srcDiv and sldDiv.

► { .abbott }  
 Total SLDs: 2  
 a-sldDiv: 24.799%  
 a-oR: 0.000%  
 NRep: 0

Individual SLD descriptors for gTLD: {.abbott}										
SLD	count	sldDiv	$\phi$ -sldDiv	ipcount	srcDiv	$\phi$ -srcDiv	oR	a-srcDiv	a-oR	rem
INVALID	0.001	0.126	1.000	1.79E-4	0.130	0.025	5.65E-7	0.126	5.65E-7	1338
wpad	0.001	0.122	1.000	2.51E-4	0.188	0.042	5.48E-7	0.248	1.11E-6	0

Table 2.3: Top 2 most significant SLDs for gTLD 'abbott'. The SLD list holds 24.799% of the entries found in the gTLD and 1.11E-6 of the total number of entries for the entire experiment. **count** represents the number of records found for the SLD (in parts per million). **sldDiv** is the raw count divided by the number of records of this gTLD dump file. **oR** is the ratio of raw count to the total number of records of the experiment.  **$\phi$ -sldDiv** represents the  $\phi$  percentile of sldDiv on the entire data-set. **a-srcDiv** is the cumulative srcDiv variable. **a-oR** is the cumulative oR.

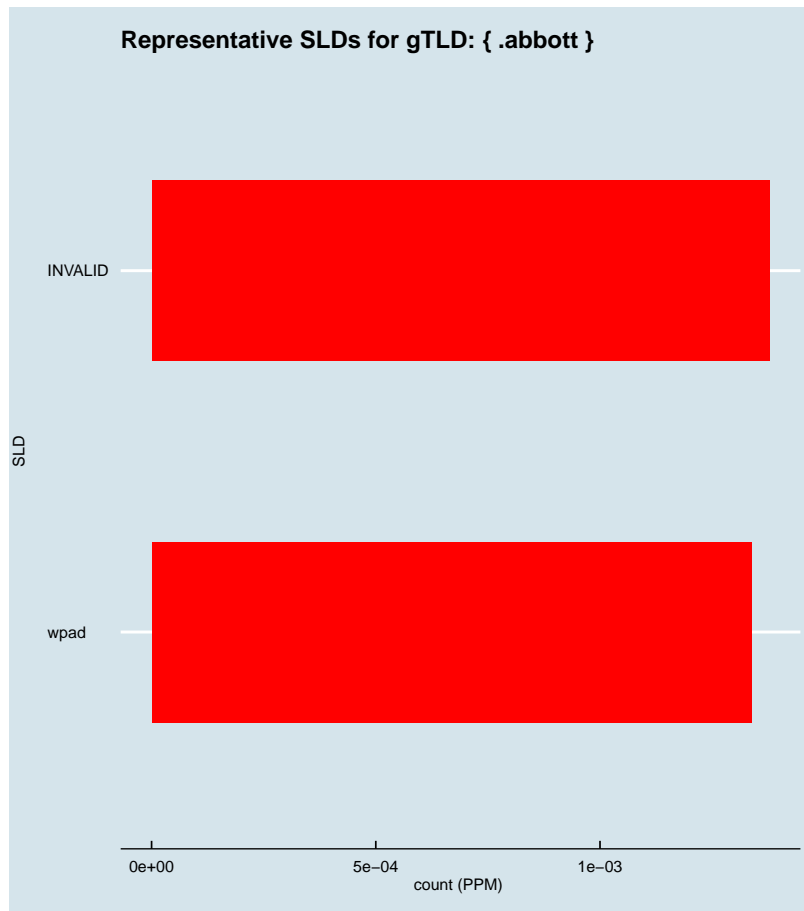


Figure 2.5: Representative SLDs for gTLD: { .abbott}. The  $x$  axis displays number of times (in parts per million) the corresponding SLD ( $y$  axis) was found in the gTLD.

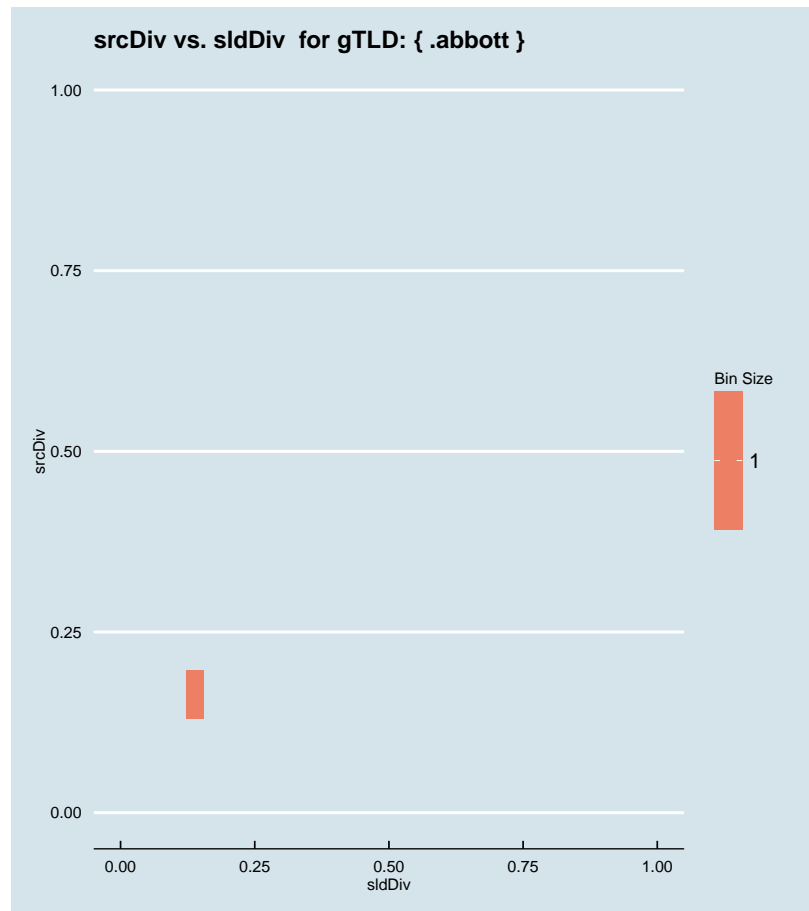


Figure 2.6: Binned scatter-plot of srcDiv and sldDiv for gTLD: {.abbott}.

## :: 2.6 Representative SLDs for gTLD: {.abbvie}

In this section, we collect representative SLDs related to gTLD: 'abbvie'. We found 0 unique SLDs after filtering. A total of 0 records were considered representative and they are 0.000% of the gTLD dump. Since the total number of records for this gTLD is 0, there are 0 non-representative records (NRep). In addition, this set comprises 0E0 of the entire data-set.

## :: 2.7 Representative SLDs for gTLD: {.abc}

In this section, we collect representative SLDs related to gTLD: 'abc'. We found 49

▶ {.abbvie}  
Total SLDs: 0  
a-sldDiv: 0.000%  
a-oR: 0.000%  
NRep: 0

▶ {.abc}  
Total SLDs: 49  
a-sldDiv: 87.233%  
a-oR: 0.045%  
NRep: 0

unique SLDs after filtering. A total of 1094168 records were considered representative and they are 87.233% of the gTLD dump. Since the total number of records for this gTLD is 1094168, there are 0 non-representative records (NRep). In addition, this set comprises  $4.48E-4$  of the entire data-set. Table 2.4 shows the corresponding SLDs ordered by the level of importance. Figure 2.7 shows the record count (PPM) for each representative SLD. Figure 2.8 shows the binned scatter-plot of srcDiv and sldDiv.



Individual SLD descriptors for gTLD: {abc}										
SLD	count	sldDiv	$\phi$ -sldDiv	ipcount	srcDiv	$\phi$ -srcDiv	oR	a-srcDiv	a-oR	rem
INCATB	0.324	0.258	1.000	0.008	0.024	0.002	1.33E-4	0.258	1.33E-4	770296
SHORTSLD	0.123	0.098	1.000	0.004	0.036	0.004	5.06E-5	0.357	1.83E-4	646900
INVALID	0.090	0.072	1.000	0.006	0.066	0.009	3.69E-5	0.428	2.2E-4	556935
INCATI	0.073	0.058	1.000	2.54E-4	0.003	1.16E-4	2.98E-5	0.486	2.5E-4	484283
INCATF	0.069	0.055	1.000	0.005	0.069	0.010	2.85E-5	0.542	2.78E-4	414810
RANDOM10	0.054	0.043	1.000	0.006	0.103	0.018	2.2E-5	0.584	3E-4	361118
RANDOM13	0.046	0.037	1.000	0.002	0.043	0.005	1.88E-5	0.621	3.19E-4	315205
wpad	0.030	0.024	0.999	0.006	0.201	0.048	1.23E-5	0.645	3.31E-4	285290
hsfgroup	0.030	0.024	0.999	5.04E-4	0.017	0.001	1.21E-5	0.668	3.44E-4	255695
abc	0.024	0.019	0.999	0.006	0.264	0.067	9.72E-6	0.687	3.53E-4	231986
ntrisc	0.024	0.019	0.999	0.002	0.100	0.016	9.68E-6	0.706	3.63E-4	208372
INCATC	0.022	0.018	0.999	0.008	0.376	0.104	9.13E-6	0.724	3.72E-4	186087
isatap	0.021	0.016	0.999	0.005	0.250	0.057	8.41E-6	0.740	3.81E-4	165559
INCATD	0.016	0.012	0.999	0.002	0.101	0.017	6.38E-6	0.753	3.87E-4	149980
INCATC	0.015	0.012	0.999	0.004	0.273	0.070	6.19E-6	0.765	3.93E-4	134877
mailhost	0.014	0.011	0.999	0.001	0.084	0.013	5.7E-6	0.776	3.99E-4	120957
doestexis...	0.014	0.011	0.999	0.003	0.251	0.065	5.67E-6	0.787	4.04E-4	107124
crcsd	0.008	0.006	0.999	2.5E-4	0.031	0.003	3.33E-6	0.793	4.08E-4	98999
wpsoffice-...	0.008	0.006	0.999	0.001	0.189	0.042	3.23E-6	0.800	4.11E-4	91111
123	0.007	0.006	0.999	0.002	0.229	0.054	2.95E-6	0.805	4.14E-4	83911
cms	0.007	0.005	0.999	0.002	0.234	0.055	2.78E-6	0.811	4.17E-4	77125
sks	0.006	0.005	0.999	3.5E-5	0.006	2.22E-4	2.53E-6	0.816	4.19E-4	70940
heb	0.006	0.005	0.999	2.47E-4	0.041	0.004	2.49E-6	0.821	4.22E-4	64852
hen	0.005	0.004	0.998	1.02E-4	0.022	0.002	1.89E-6	0.824	4.24E-4	60250
alliedweb	0.004	0.004	0.998	0.002	0.345	0.097	1.81E-6	0.828	4.26E-4	55837
puigna	0.004	0.003	0.998	4.42E-4	0.101	0.017	1.79E-6	0.831	4.27E-4	51463
tp24wlan	0.004	0.003	0.998	7E-6	0.002	3.85E-5	1.72E-6	0.835	4.29E-4	47268
fmiserp	0.004	0.003	0.998	0.001	0.308	0.079	1.52E-6	0.838	4.31E-4	43560
sunfaith	0.003	0.003	0.998	1.48E-4	0.043	0.005	1.41E-6	0.840	4.32E-4	40113
cordoba	0.003	0.003	0.998	0.001	0.404	0.114	1.39E-6	0.843	4.33E-4	36725
dell-pc	0.003	0.003	0.998	9E-5	0.028	0.002	1.32E-6	0.846	4.35E-4	33492
navios	0.003	0.003	0.998	1.38E-4	0.044	0.005	1.29E-6	0.848	4.36E-4	30333
els	0.003	0.002	0.998	0.001	0.387	0.106	1.26E-6	0.851	4.37E-4	27254
lafore23	0.002	0.002	0.998	3.5E-5	0.015	9.28E-4	9.63E-7	0.852	4.38E-4	24903
wpsoffice	0.002	0.002	0.998	5.81E-4	0.264	0.067	9.01E-7	0.854	4.39E-4	22704

Table 2.4: Top 35 most significant SLDs for gTLD 'abc'. The SLD list holds 87.233% of the entries found in the gTLD and 4.48E-4 of the total number of entries for the entire experiment. **count** represents the number of records found for the SLD (in parts per million). **sldDiv** is the raw count divided by the number of records of this gTLD dump file. **oR** is the ratio of raw count to the total number of records of the experiment.  **$\phi$ -sldDiv** represents the  $\phi$  percentile of sldDiv on the entire data-set. **a-srcDiv** is the cumulative srcDiv variable. **a-oR** is the cumulative oR.

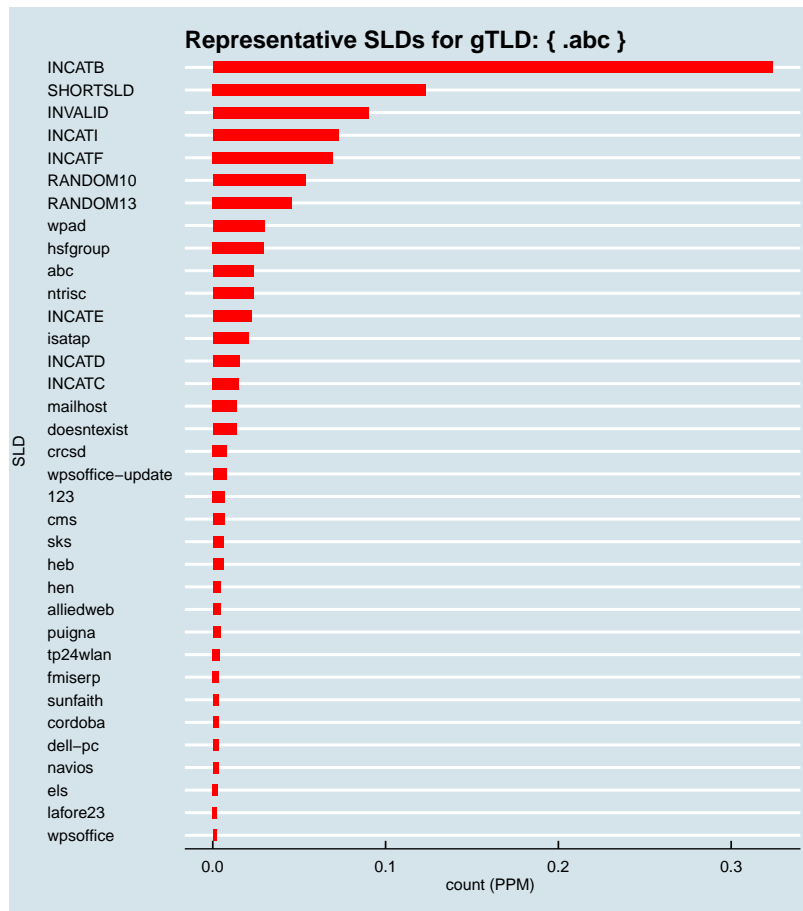


Figure 2.7: Representative SLDs for gTLD: { .abc }. The *x* axis displays number of times (in parts per million) the corresponding SLD (*y* axis) was found in the gTLD.

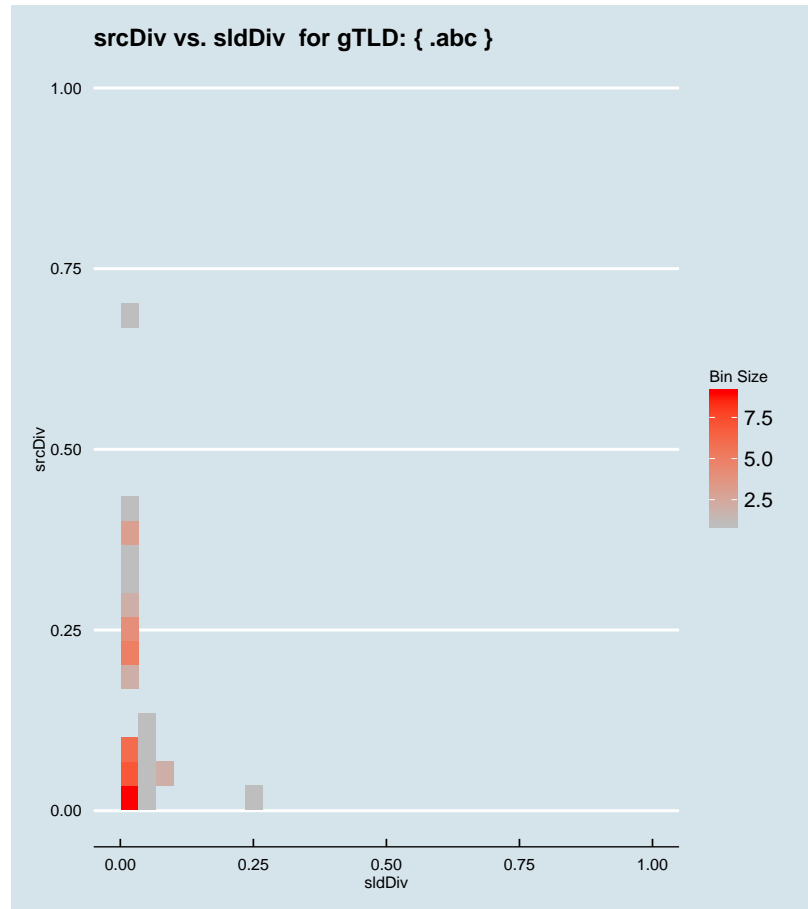


Figure 2.8: Binned scatter-plot of srcDiv and sldDiv for gTLD: { .abc}.

## :: 2.8 Representative SLDs for gTLD: { .able }

In this section, we collect representative SLDs related to gTLD: 'able'. We found 5 unique SLDs after filtering. A total of 20094 records were considered representative and they are 76.111% of the gTLD dump. Since the total number of records for this gTLD is 20094, there are 0 non-representative records (NRep). In addition, this set comprises  $8.23E-6$  of the entire data-set. Table 2.5 shows the corresponding SLDs ordered by the level of importance. Figure 2.9 shows the record count (PPM) for each representative SLD. Figure 2.10 shows the binned scatter-plot of srcDiv and sldDiv.

► { .able }  
Total SLDs: 5  
a-sldDiv: 76.111%  
a-oR: 0.001%  
NRep: 0

Individual SLD descriptors for gTLD: {.able}										
SLD	count	sldDiv	$\phi$ -sldDiv	ipcount	srcDiv	$\phi$ -srcDiv	oR	a-srcDiv	a-oR	rem
INCATF	0.008	0.302	1.000	6.55E-4	0.082	0.013	3.27E-6	0.302	3.27E-6	12109
RANDOM13	0.005	0.186	1.000	3.59E-4	0.073	0.011	2.01E-6	0.489	5.29E-6	7193
phx	0.003	0.117	1.000	5.94E-4	0.193	0.042	1.26E-6	0.605	6.55E-6	4117
INVALID	0.002	0.083	1.000	1.76E-4	0.080	0.012	9.03E-7	0.689	7.45E-6	1914
INCATB	0.002	0.072	1.000	3.44E-4	0.180	0.039	7.84E-7	0.761	8.23E-6	0

Table 2.5: Top 5 most significant SLDs for gTLD 'able'. The SLD list holds 76.111% of the entries found in the gTLD and 8.23E-6 of the total number of entries for the entire experiment. **count** represents the number of records found for the SLD (in parts per million). **sldDiv** is the raw count divided by the number of records of this gTLD dump file. **oR** is the ratio of raw count to the total number of records of the experiment.  **$\phi$ -sldDiv** represents the  $\phi$  percentile of sldDiv on the entire data-set. **a-srcDiv** is the cumulative srcDiv variable. **a-oR** is the cumulative oR.

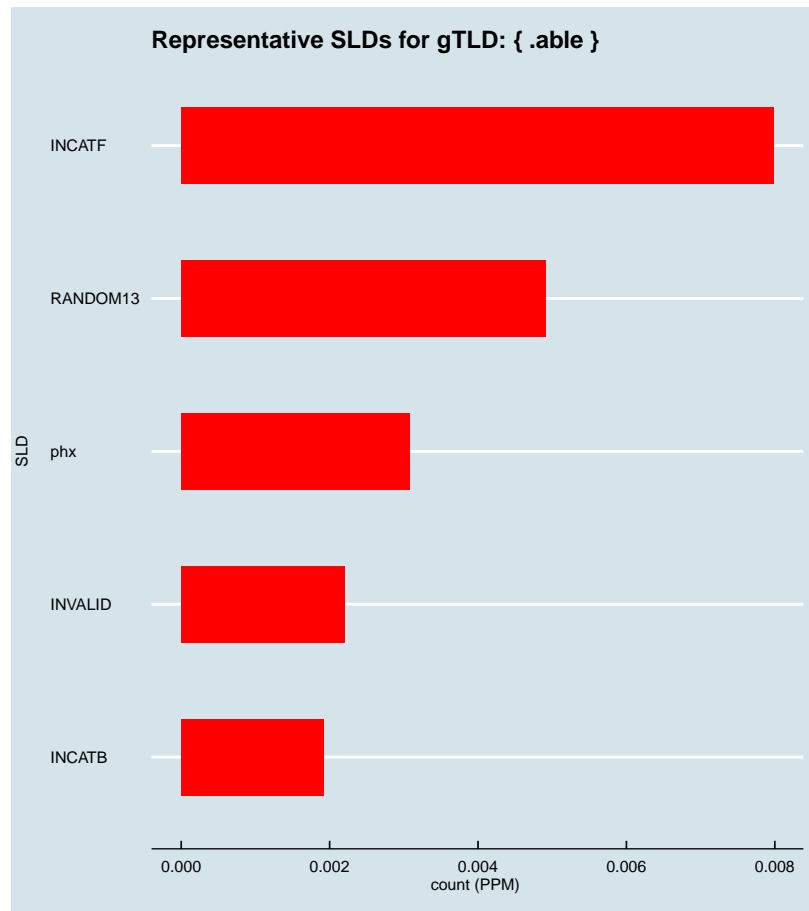


Figure 2.9: Representative SLDs for gTLD: { .able}. The x axis displays number of times (in parts per million) the corresponding SLD (y axis) was found in the gTLD.

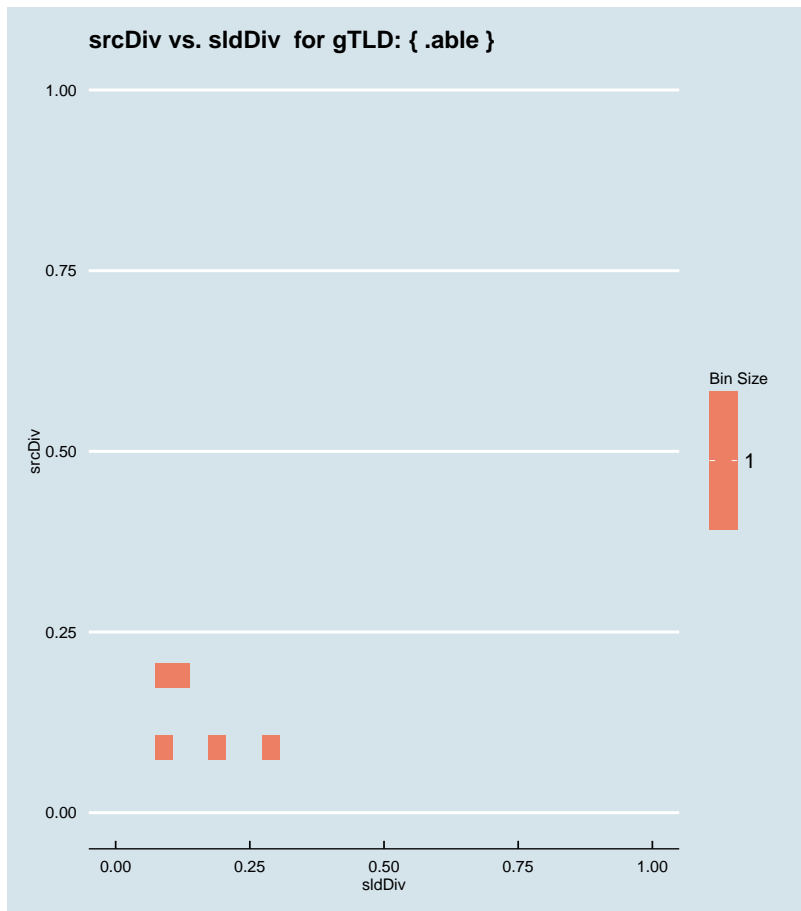


Figure 2.10: Binned scatter-plot of srcDiv and sldDiv for gTLD: {.able}.

### :: 2.9 Representative SLDs for gTLD: {.abogado}

In this section, we collect representative SLDs related to gTLD: 'abogado'. We found 0 unique SLDs after filtering. A total of 0 records were considered representative and they are 0.000% of the gTLD dump. Since the total number of records for this gTLD is 0, there are 0 non-representative records (NRep). In addition, this set comprises 0E0 of the entire data-set.

```
► {.abogado}
Total SLDs: 0
a-sldDiv: 0.000%
a-oR: 0.000%
NRep: 0
```

### :: 2.10 Representative SLDs for gTLD: {.abudhabi}

In this section, we collect representative SLDs related to gTLD: 'abudhabi'. We found

```
► {.abudhabi}
Total SLDs: 0
a-sldDiv: 0.000%
a-oR: 0.000%
NRep: 0
```

0 unique SLDs after filtering. A total of 0 records were considered representative and they are 0.000% of the gTLD dump. Since the total number of records for this gTLD is 0, there are 0 non-representative records (NRep). In addition, this set comprises 0E0 of the entire data-set.

## :: 2.11 Representative SLDs for gTLD: {.academy}

In this section, we collect representative SLDs related to gTLD: 'academy'. We found 25 unique SLDs after filtering. A total of 148917 records were considered representative and they are 87.769% of the gTLD dump. Since the total number of records for this gTLD is 148917, there are 0 non-representative records (NRep). In addition, this set comprises 6.1E−5 of the entire data-set. Table 2.6 shows the corresponding SLDs ordered by the level of importance. Figure 2.11 shows the record count (PPM) for each representative SLD. Figure 2.12 shows the binned scatter-plot of srcDiv and sldDiv.

▶ {.academy}  
Total SLDs: 25  
a-sldDiv: 87.769%  
a-oR: 0.006%  
NRep: 0

Individual SLD descriptors for gTLD: {academy}										
SLD	count	sldDiv	$\phi$ -sldDiv	ipcount	srcDiv	$\phi$ -srcDiv	oR	a-srcDiv	a-oR	rem
RANDOM13	0.052	0.308	1.000	6.21E-4	0.012	6.53E-4	2.14E-5	0.308	2.14E-5	96576
RANDOM10	0.016	0.097	1.000	9.37E-4	0.057	0.007	6.75E-6	0.406	2.82E-5	80105
INCATF	0.014	0.084	1.000	0.001	0.081	0.012	5.85E-6	0.490	3.4E-5	65836
local	0.010	0.056	1.000	5.16E-4	0.054	0.007	3.93E-6	0.546	3.8E-5	56255
INVALID	0.008	0.047	1.000	5.1E-4	0.064	0.009	3.28E-6	0.593	4.13E-5	48258
1323serve	0.004	0.024	0.999	5.66E-4	0.138	0.027	1.68E-6	0.617	4.29E-5	44150
INCATB	0.003	0.020	0.999	8.82E-4	0.266	0.067	1.36E-6	0.637	4.43E-5	40836
vceftw2937...	0.003	0.018	0.999	8E-6	0.003	7.83E-5	1.26E-6	0.655	4.56E-5	37765
vceftw2937...	0.003	0.018	0.999	8E-6	0.003	8.03E-5	1.23E-6	0.673	4.68E-5	34758
vceftw2937...	0.003	0.018	0.999	8E-6	0.003	8.03E-5	1.23E-6	0.691	4.8E-5	31751
vceftw2937...	0.003	0.018	0.999	8E-6	0.003	8.09E-5	1.23E-6	0.708	4.92E-5	28752
INCATD	0.003	0.018	0.999	3.58E-4	0.120	0.022	1.23E-6	0.726	5.05E-5	25757
rundle	0.003	0.017	0.999	1.23E-4	0.043	0.005	1.18E-6	0.743	5.17E-5	22873
yamamoto	0.003	0.017	0.999	3.27E-4	0.114	0.021	1.17E-6	0.760	5.28E-5	20014
isatap	0.003	0.015	0.999	6.86E-4	0.273	0.070	1.03E-6	0.775	5.39E-5	17499
wpad	0.002	0.014	0.999	5.79E-4	0.252	0.065	9.41E-7	0.788	5.48E-5	15204
atom	0.002	0.013	0.999	1.4E-5	0.007	2.75E-4	8.75E-7	0.801	5.57E-5	13070
highlevel	0.002	0.012	0.999	3E-6	0.001	3.09E-5	8.29E-7	0.813	5.65E-5	11046
eriicta	0.002	0.011	0.999	3.4E-4	0.183	0.040	7.61E-7	0.824	5.73E-5	9189
vceftw2937...	0.002	0.009	0.999	2E-6	0.001	2.37E-5	6.57E-7	0.833	5.79E-5	7586
vceftw2739...	0.002	0.009	0.999	2E-6	0.001	2.38E-5	6.56E-7	0.842	5.86E-5	5985
vceftw2937...	0.002	0.009	0.999	2E-6	0.001	2.38E-5	6.55E-7	0.852	5.92E-5	4386
vceftw2813...	0.002	0.009	0.999	2E-6	0.001	2.39E-5	6.53E-7	0.861	5.99E-5	2793
pinnacle	0.002	0.009	0.999	1.99E-4	0.126	0.024	6.45E-7	0.871	6.05E-5	1218
hebrew	0.001	0.007	0.999	7.4E-5	0.061	0.008	4.99E-7	0.878	6.1E-5	0

Table 2.6: Top 25 most significant SLDs for gTLD 'academy'. The SLD list holds 87.769% of the entries found in the gTLD and 6.1E-5 of the total number of entries for the entire experiment. **count** represents the number of records found for the SLD (in parts per million). **sldDiv** is the raw count divided by the number of records of this gTLD dump file. **oR** is the ratio of raw count to the total number of records of the experiment.  **$\phi$ -sldDiv** represents the  $\phi$  percentile of sldDiv on the entire data-set. **a-srcDiv** is the cumulative srcDiv variable. **a-oR** is the cumulative oR.





Figure 2.11: Representative SLDs for gTLD: { .academy }. The  $x$  axis displays number of times (in parts per million) the corresponding SLD ( $y$  axis) was found in the gTLD.

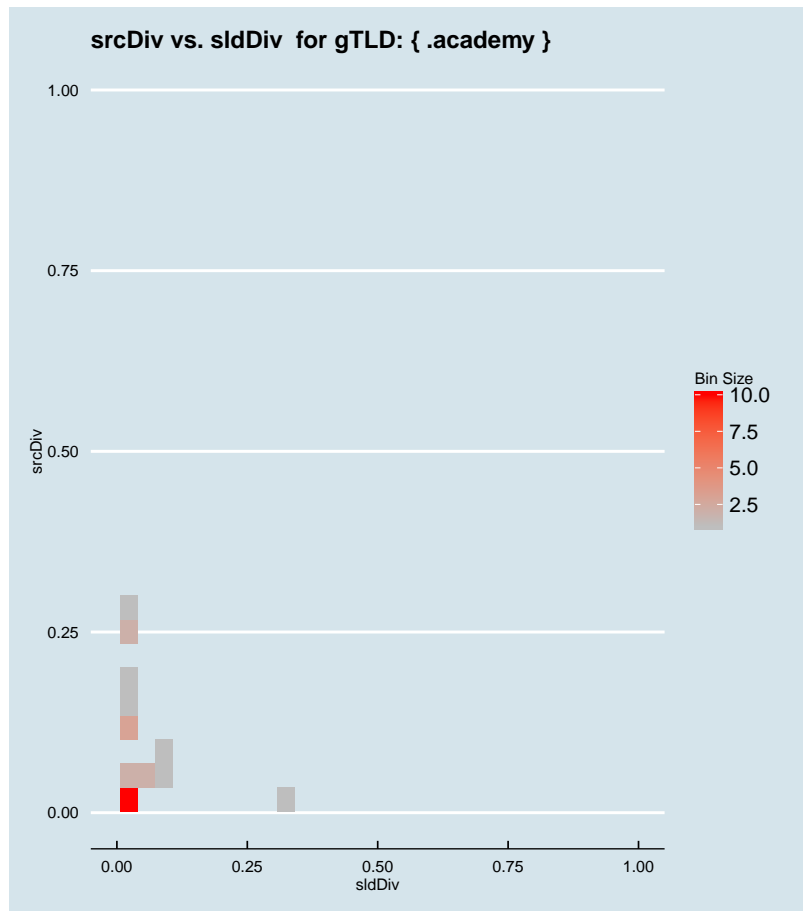


Figure 2.12: Binned scatter-plot of srcDiv and sldDiv for gTLD: { .academy }.

## :: 2.12 Representative SLDs for gTLD: { .accenture }

In this section, we collect representative SLDs related to gTLD: 'accenture'. We found 8 unique SLDs after filtering. A total of 21852 records were considered representative and they are 70.205% of the gTLD dump. Since the total number of records for this gTLD is 21852, there are 0 non-representative records (NRep). In addition, this set comprises 8.96E-6 of the entire data-set. Table 2.7 shows the corresponding SLDs ordered by the level of importance. Figure 2.13 shows the record count (PPM) for each representative SLD. Figure 2.14 shows the binned scatter-plot of srcDiv and sldDiv.

► { .accenture }  
 Total SLDs: 8  
 a-sldDiv: 70.205%  
 a-oR: 0.001%  
 NRep: 0

Individual SLD descriptors for gTLD: {accenture}										
SLD	count	sldDiv	$\phi$ -sldDiv	ipcount	srcDiv	$\phi$ -srcDiv	oR	a-srcDiv	a-oR	rem
mapfre	0.007	0.212	1.000	2.13E-4	0.032	0.003	2.7E-6	0.212	2.7E-6	15262
INCATC	0.003	0.109	1.000	6.81E-4	0.201	0.048	1.39E-6	0.320	4.09E-6	11881
INCATI	0.003	0.107	1.000	7.74E-4	0.232	0.055	1.37E-6	0.428	5.46E-6	8540
INCATB	0.002	0.077	1.000	1.69E-4	0.070	0.010	9.83E-7	0.505	6.44E-6	6141
RANDOM13	0.002	0.061	1.000	3.59E-4	0.190	0.042	7.72E-7	0.565	7.21E-6	4256
INCATF	0.002	0.050	1.000	1.51E-4	0.096	0.016	6.43E-7	0.616	7.85E-6	2688
INCATD	0.001	0.046	1.000	9.9E-5	0.070	0.010	5.82E-7	0.661	8.44E-6	1269
INVALID	0.001	0.041	1.000	7.9E-5	0.062	0.008	5.2E-7	0.702	8.96E-6	0

Table 2.7: Top 8 most significant SLDs for gTLD 'accenture'. The SLD list holds 70.205% of the entries found in the gTLD and 8.96E-6 of the total number of entries for the entire experiment. **count** represents the number of records found for the SLD (in parts per million). **sldDiv** is the raw count divided by the number of records of this gTLD dump file. **oR** is the ratio of raw count to the total number of records of the experiment.  $\phi$ -**sldDiv** represents the  $\phi$  percentile of sldDiv on the entire data-set. **a-srcDiv** is the cumulative srcDiv variable. **a-oR** is the cumulative oR.

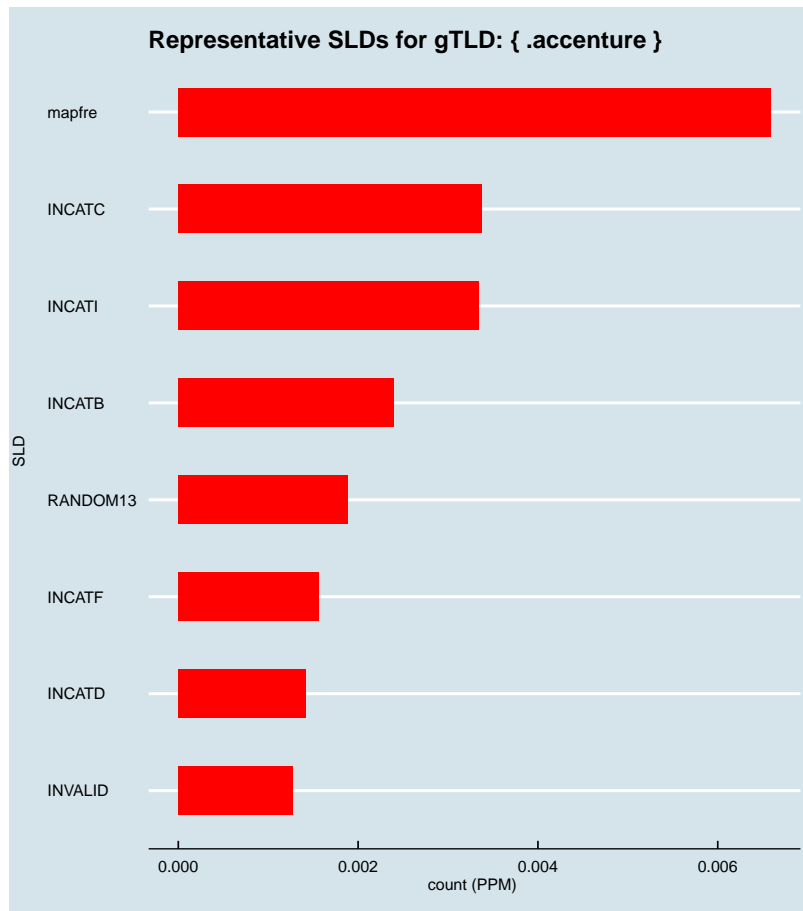


Figure 2.13: Representative SLDs for gTLD: { .accenture }. The *x* axis displays number of times (in parts per million) the corresponding SLD (*y* axis) was found in the gTLD.

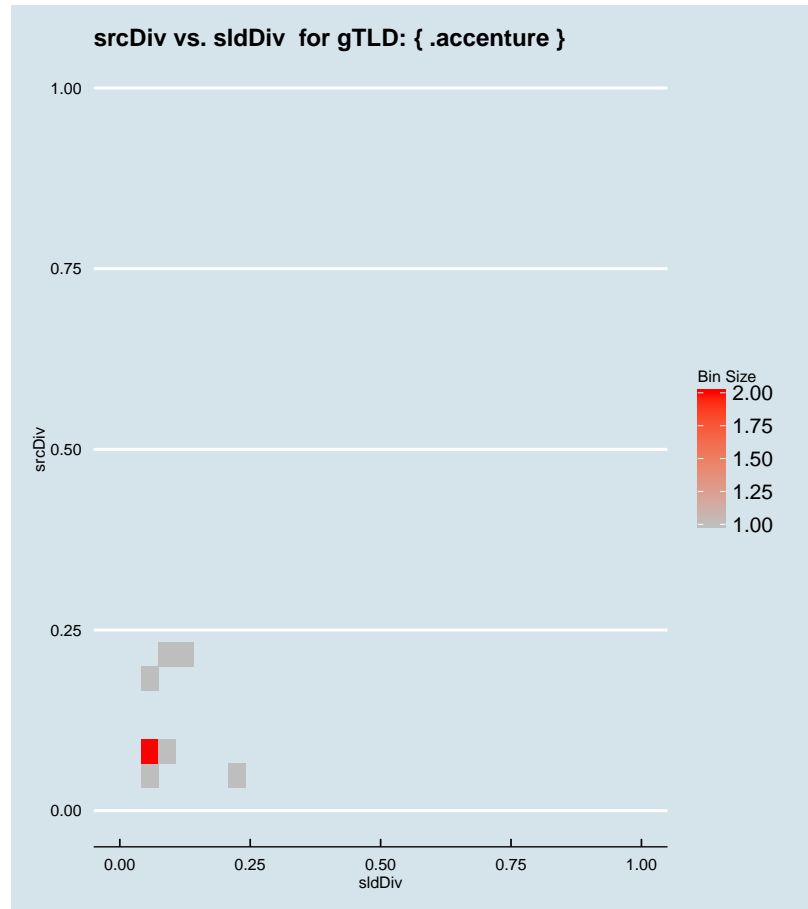


Figure 2.14: Binned scatter-plot of srcDiv and sldDiv for gTLD: { .accenture }.

### ∴ 2.13 Representative SLDs for gTLD: { .accountant }

In this section, we collect representative SLDs related to gTLD: 'accountant'. We found 0 unique SLDs after filtering. A total of 0 records were considered representative and they are 0.000% of the gTLD dump. Since the total number of records for this gTLD is 0, there are 0 non-representative records (NRep). In addition, this set comprises 0E0 of the entire data-set.

► { .accountant }  
Total SLDs: 0  
a-sldDiv: 0.000%  
a-oR: 0.000%  
NRep: 0

### ∴ 2.14 Representative SLDs for gTLD: { .accountants }

In this section, we collect representative SLDs related to gTLD: 'accountants'. We

► { .accountants }  
Total SLDs: 1  
a-sldDiv: 31.862%  
a-oR: 0.000%  
NRep: 0

found 1 unique SLDs after filtering. A total of 1350 records were considered representative and they are 31.862% of the gTLD dump. Since the total number of records for this gTLD is 1350, there are 0 non-representative records (NRep). In addition, this set comprises  $5.53E-7$  of the entire data-set. Table 2.8 shows the corresponding SLDs ordered by the level of importance. Figure 2.15 shows the record count (PPM) for each representative SLD. Figure 2.16 shows the binned scatter-plot of srcDiv and sldDiv.

Individual SLD descriptors for gTLD: {accountants}										
SLD	count	sldDiv	$\phi$ -sldDiv	ipcount	srcDiv	$\phi$ -srcDiv	oR	a-srcDiv	a-oR	rem
taxassist	0.001	0.319	1.000	$1.2E-5$	0.009	$4.25E-4$	$5.53E-7$	0.319	$5.53E-7$	0

Table 2.8: Top 1 most significant SLDs for gTLD 'accountants'. The SLD list holds 31.862% of the entries found in the gTLD and  $5.53E-7$  of the total number of entries for the entire experiment. **count** represents the number of records found for the SLD (in parts per million). **sldDiv** is the raw count divided by the number of records of this gTLD dump file. **oR** is the ratio of raw count to the total number of records of the experiment.  **$\phi$ -sldDiv** represents the  $\phi$  percentile of sldDiv on the entire data-set. **a-srcDiv** is the cumulative srcDiv variable. **a-oR** is the cumulative oR.




Figure 2.15: Representative SLDs for gTLD: { .accountants }. The  $x$  axis displays number of times (in parts per million) the corresponding SLD ( $y$  axis) was found in the gTLD.

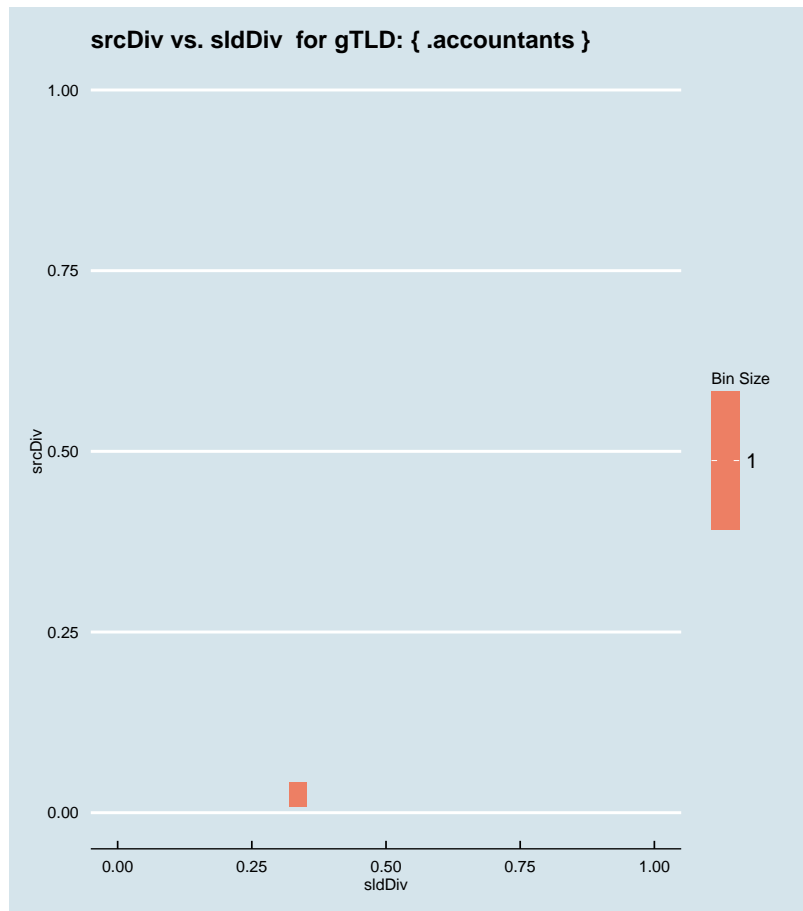


Figure 2.16: Binned scatter-plot of srcDiv and sldDiv for gTLD: { .accountants}.

### :: 2.15 Representative SLDs for gTLD: { .acer}

In this section, we collect representative SLDs related to gTLD: 'acer'. We found 20 unique SLDs after filtering. A total of 262701 records were considered representative and they are 79.797% of the gTLD dump. Since the total number of records for this gTLD is 262701, there are 0 non-representative records (NRep). In addition, this set comprises 1.08E−4 of the entire data-set. Table 2.9 shows the corresponding SLDs ordered by the level of importance. Figure 2.17 shows the record count (PPM) for each representative SLD. Figure 2.18 shows the binned scatter-plot of srcDiv and sldDiv.

► { .acer}  
 Total SLDs: 20  
 a-sldDiv: 79.797%  
 a-oR: 0.011%  
 NRep: 0



Individual SLD descriptors for gTLD: {acer}										
SLD	count	sldDiv	$\phi$ -sldDiv	ipcount	srcDiv	$\phi$ -srcDiv	oR	a-srcDiv	a-oR	rem
RANDOM10	0.067	0.204	1.000	0.005	0.078	0.012	2.75E-5	0.204	2.75E-5	195626
INCATB	0.049	0.150	1.000	0.003	0.057	0.007	2.02E-5	0.354	4.77E-5	146268
acer	0.034	0.104	1.000	0.004	0.127	0.024	1.41E-5	0.458	6.18E-5	111922
wpad	0.031	0.095	1.000	0.007	0.214	0.050	1.29E-5	0.553	7.47E-5	80503
isatap	0.022	0.068	1.000	0.006	0.248	0.057	9.2E-6	0.622	8.39E-5	58054
RANDOM13	0.016	0.050	1.000	9.42E-4	0.057	0.007	6.76E-6	0.672	9.06E-5	41562
INVALID	0.012	0.036	1.000	0.002	0.189	0.042	4.85E-6	0.708	9.55E-5	29723
acer-pc	0.005	0.017	0.999	7.79E-4	0.143	0.029	2.23E-6	0.724	9.77E-5	24287
win-sm2eum...	0.003	0.009	0.999	3.98E-4	0.136	0.026	1.2E-6	0.733	9.89E-5	21363
INCATC	0.003	0.009	0.999	0.001	0.412	0.115	1.16E-6	0.742	1E-4	18525
SHORTSLD	0.003	0.008	0.999	8.87E-4	0.336	0.096	1.08E-6	0.750	1.01E-4	15885
scot-pc	0.003	0.008	0.999	1.2E-5	0.005	1.68E-4	1.07E-6	0.758	1.02E-4	13272
chris-acer...	0.003	0.008	0.999	1.2E-5	0.005	1.7E-4	1.06E-6	0.766	1.03E-4	10681
INCATF	0.003	0.008	0.999	8.76E-4	0.338	0.096	1.06E-6	0.773	1.04E-4	8092
server	0.001	0.004	0.999	1.76E-4	0.121	0.022	5.98E-7	0.778	1.05E-4	6632
mike-pc	0.001	0.004	0.999	4.7E-5	0.032	0.003	5.95E-7	0.782	1.06E-4	5179
INCATD	0.001	0.004	0.999	3.27E-4	0.236	0.056	5.69E-7	0.786	1.06E-4	3791
scancare	0.001	0.004	0.999	5.12E-4	0.380	0.105	5.52E-7	0.791	1.07E-4	2444
laptop-wm	0.001	0.004	0.998	1.4E-5	0.011	5.83E-4	5.17E-7	0.794	1.07E-4	1182
INCATE	0.001	0.004	0.998	9.72E-4	0.822	0.278	4.84E-7	0.798	1.08E-4	0

Table 2.9: Top 20 most significant SLDs for gTLD 'acer'. The SLD list holds 79.797% of the entries found in the gTLD and 1.08E-4 of the total number of entries for the entire experiment. **count** represents the number of records found for the SLD (in parts per million). **sldDiv** is the raw count divided by the number of records of this gTLD dump file. **oR** is the ratio of raw count to the total number of records of the experiment.  **$\phi$ -sldDiv** represents the  $\phi$  percentile of sldDiv on the entire data-set. **a-srcDiv** is the cumulative srcDiv variable. **a-oR** is the cumulative oR.

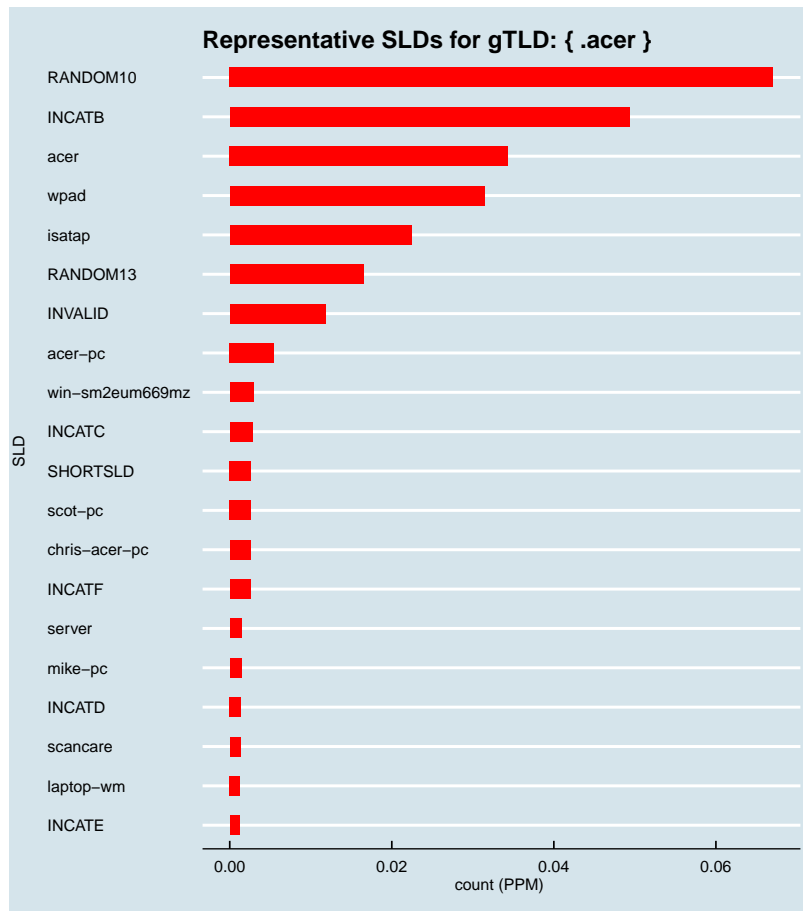


Figure 2.17: Representative SLDs for gTLD: { .acer}. The *x* axis displays number of times (in parts per million) the corresponding SLD (*y* axis) was found in the gTLD.

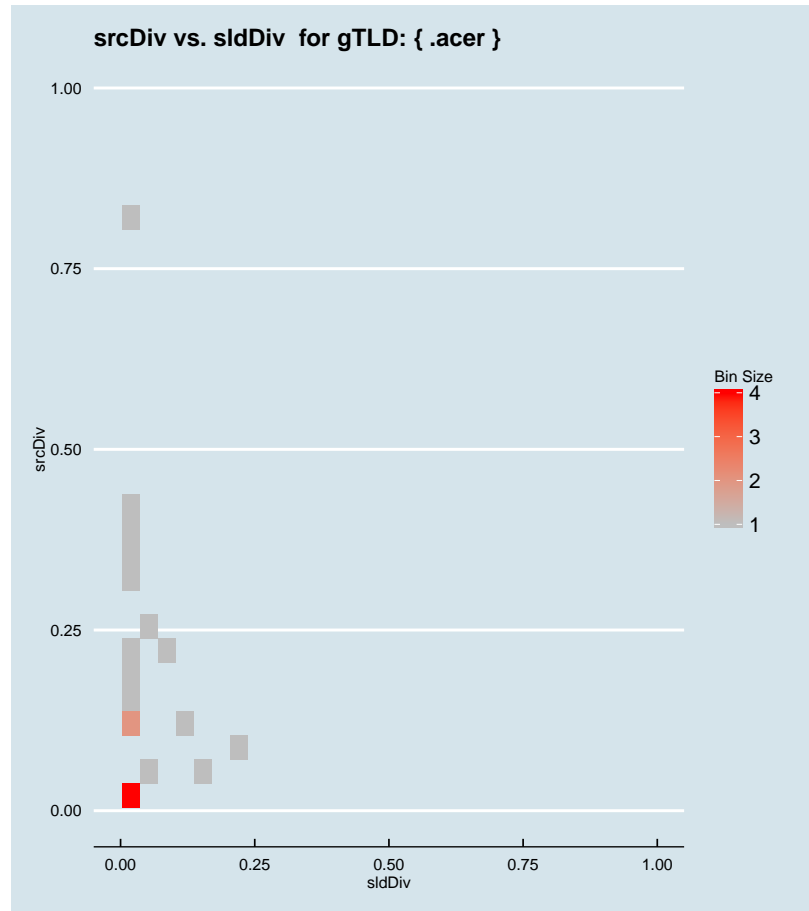


Figure 2.18: Binned scatter-plot of srcDiv and sldDiv for gTLD: { .acer}.

## :: 2.16 Representative SLDs for gTLD: { .aco }

In this section, we collect representative SLDs related to gTLD: 'aco'. We found 2 unique SLDs after filtering. A total of 2955 records were considered representative and they are 28.872% of the gTLD dump. Since the total number of records for this gTLD is 2955, there are 0 non-representative records (NRep). In addition, this set comprises 1.21E-6 of the entire data-set. Table 2.10 shows the corresponding SLDs ordered by the level of importance. Figure 2.19 shows the record count (PPM) for each representative SLD. Figure 2.20 shows the binned scatter-plot of srcDiv and sldDiv.

► { .aco }  
Total SLDs: 2  
a-sldDiv: 28.872%  
a-oR: 0.000%  
NRep: 0



Individual SLD descriptors for gTLD: {aco}										
SLD	count	sldDiv	$\phi$ -sldDiv	ipcount	srcDiv	$\phi$ -srcDiv	oR	a-srcDiv	a-oR	rem
INCATB	0.002	0.154	1.000	4.68E-4	0.297	0.076	6.45E-7	0.154	6.45E-7	1381
INCATC	0.001	0.135	1.000	4.47E-4	0.324	0.081	5.66E-7	0.289	1.21E-6	0

Table 2.10: Top 2 most significant SLDs for gTLD 'aco'. The SLD list holds 28.872% of the entries found in the gTLD and 1.21E-6 of the total number of entries for the entire experiment. **count** represents the number of records found for the SLD (in parts per million). **sldDiv** is the raw count divided by the number of records of this gTLD dump file. **oR** is the ratio of raw count to the total number of records of the experiment.  **$\phi$ -sldDiv** represents the  $\phi$  percentile of sldDiv on the entire data-set. **a-srcDiv** is the cumulative srcDiv variable. **a-oR** is the cumulative oR.

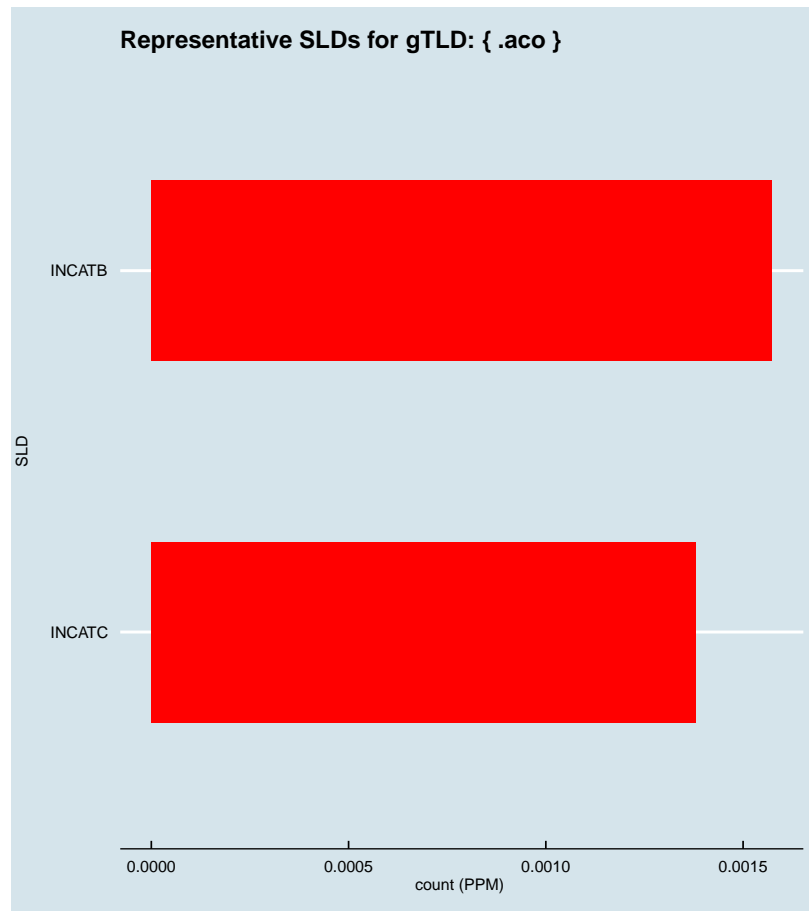


Figure 2.19: Representative SLDs for gTLD: { .aco}. The  $x$  axis displays number of times (in parts per million) the corresponding SLD ( $y$  axis) was found in the gTLD.

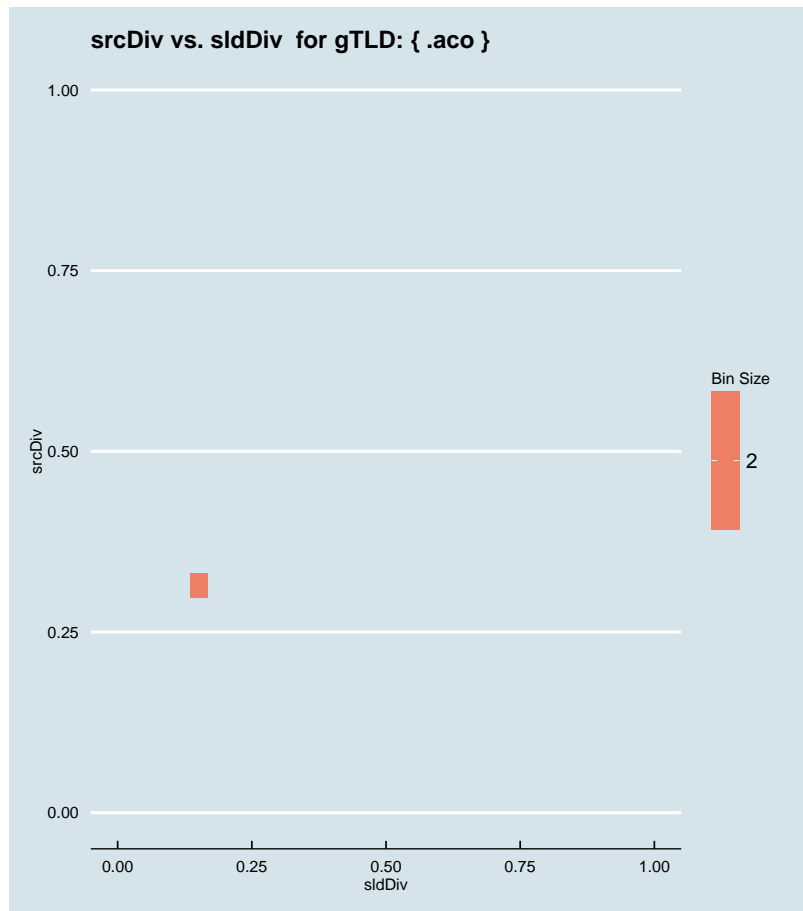


Figure 2.20: Binned scatter-plot of srcDiv and sldDiv for gTLD: { .aco }.

### :: 2.17 Representative SLDs for gTLD: { .active }

In this section, we collect representative SLDs related to gTLD: 'active'. We found 17 unique SLDs after filtering. A total of 135601 records were considered representative and they are 89.793% of the gTLD dump. Since the total number of records for this gTLD is 135601, there are 0 non-representative records (NRep). In addition, this set comprises 5.56E-5 of the entire data-set. Table 2.11 shows the corresponding SLDs ordered by the level of importance. Figure 2.21 shows the record count (PPM) for each representative SLD. Figure 2.22 shows the binned scatter-plot of srcDiv and sldDiv.

► { .active }  
 Total SLDs: 17  
 a-sldDiv: 89.793%  
 a-oR: 0.006%  
 NRep: 0

Individual SLD descriptors for gTLD: {active}										
SLD	count	sldDiv	$\phi$ -sldDiv	ipcount	srcDiv	$\phi$ -srcDiv	oR	a-srcDiv	a-oR	rem
INCATF	0.026	0.173	1.000	0.002	0.081	0.012	1.07E-5	0.173	1.07E-5	109432
groupe	0.019	0.129	1.000	0.002	0.087	0.014	7.96E-6	0.302	1.87E-5	90008
RANDOM13	0.015	0.099	1.000	0.001	0.095	0.016	6.15E-6	0.401	2.48E-5	74994
RANDOM10	0.012	0.082	1.000	4.34E-4	0.035	0.003	5.08E-6	0.483	2.99E-5	62606
INCATE	0.012	0.078	1.000	0.004	0.378	0.104	4.8E-6	0.561	3.47E-5	50893
INCATD	0.009	0.059	1.000	0.001	0.137	0.027	3.65E-6	0.620	3.84E-5	41984
mdl	0.007	0.049	1.000	3.94E-4	0.053	0.007	3.03E-6	0.669	4.14E-5	34594
local	0.007	0.047	1.000	4.1E-5	0.006	2.31E-4	2.89E-6	0.716	4.43E-5	27547
INVALID	0.006	0.042	1.000	7.29E-4	0.116	0.021	2.58E-6	0.757	4.69E-5	21256
INCATB	0.005	0.035	1.000	6.7E-4	0.128	0.025	2.14E-6	0.792	4.9E-5	16034
not	0.005	0.034	1.000	0.002	0.359	0.099	2.11E-6	0.826	5.11E-5	10891
dma	0.002	0.015	0.999	1.2E-5	0.005	1.95E-4	9.5E-7	0.841	5.21E-5	8573
girlguidin...	0.002	0.015	0.999	2.49E-4	0.112	0.020	9.1E-7	0.856	5.3E-5	6352
cct	0.002	0.012	0.999	2.29E-4	0.121	0.022	7.73E-7	0.868	5.37E-5	4465
isatap	0.002	0.011	0.999	4.57E-4	0.264	0.067	7.11E-7	0.880	5.45E-5	2731
wpad	0.001	0.010	0.999	3.35E-4	0.232	0.055	5.93E-7	0.889	5.5E-5	1284
SHORTSLD	0.001	0.009	0.999	2.71E-4	0.211	0.049	5.26E-7	0.898	5.56E-5	0

Table 2.11: Top 17 most significant SLDs for gTLD 'active'. The SLD list holds 89.793% of the entries found in the gTLD and 5.56E-5 of the total number of entries for the entire experiment. **count** represents the number of records found for the SLD (in parts per million). **sldDiv** is the raw count divided by the number of records of this gTLD dump file. **oR** is the ratio of raw count to the total number of records of the experiment.  **$\phi$ -sldDiv** represents the  $\phi$  percentile of sldDiv on the entire data-set. **a-srcDiv** is the cumulative srcDiv variable. **a-oR** is the cumulative oR.

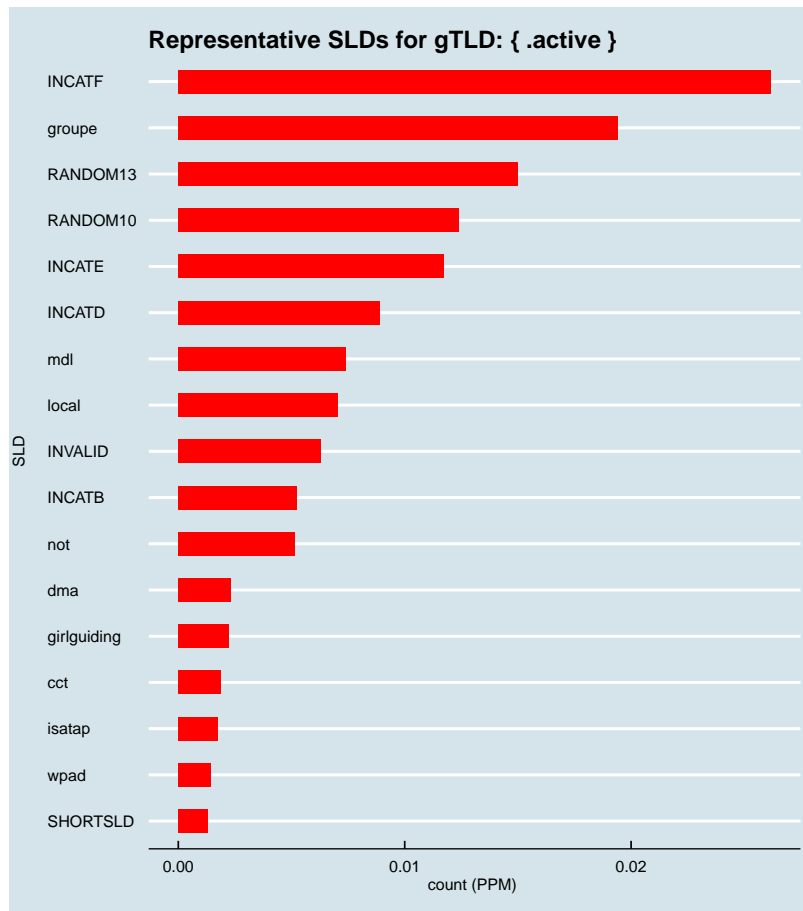


Figure 2.21: Representative SLDs for gTLD: { .active }. The x axis displays number of times (in parts per million) the corresponding SLD (y axis) was found in the gTLD.



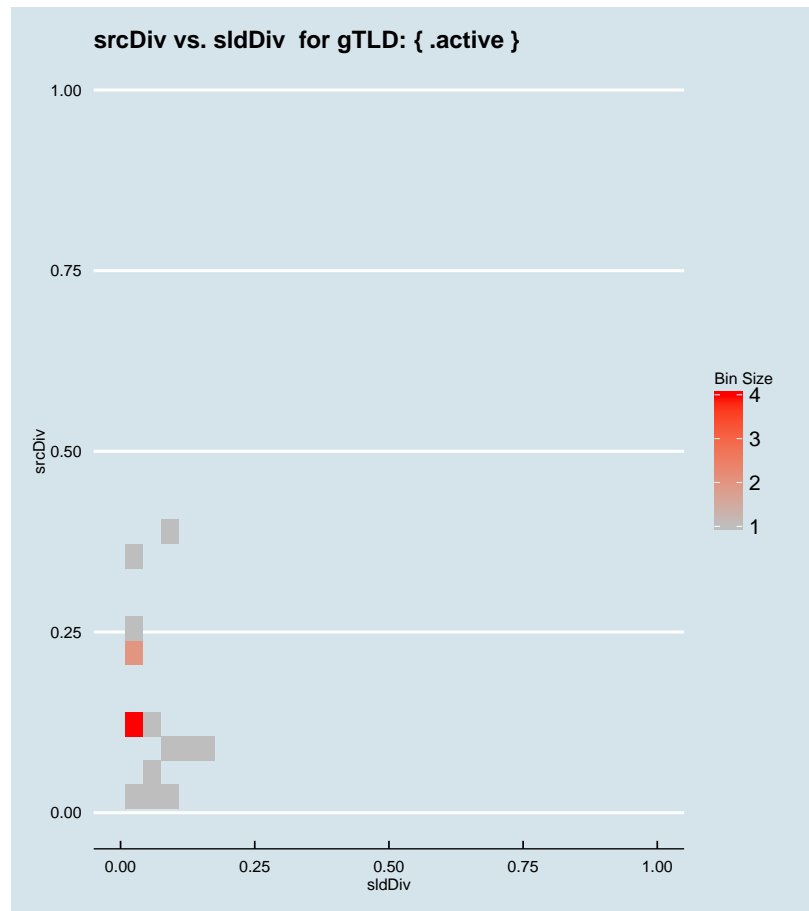


Figure 2.22: Binned scatter-plot of srcDiv and sldDiv for gTLD: { .active }.

### :: 2.18 Representative SLDs for gTLD: { .actor }

In this section, we collect representative SLDs related to gTLD: 'actor'. We found 0 unique SLDs after filtering. A total of 0 records were considered representative and they are 0.000% of the gTLD dump. Since the total number of records for this gTLD is 0, there are 0 non-representative records (NRep). In addition, this set comprises 0E0 of the entire data-set.

► { .actor }  
Total SLDs: 0  
a-sldDiv: 0.000%  
a-oR: 0.000%  
NRep: 0

### :: 2.19 Representative SLDs for gTLD: { .adac }

In this section, we collect representative SLDs related to gTLD: 'adac'. We found 0

► { .adac }  
Total SLDs: 0  
a-sldDiv: 0.000%  
a-oR: 0.000%  
NRep: 0



unique SLDs after filtering. A total of 0 records were considered representative and they are 0.000% of the gTLD dump. Since the total number of records for this gTLD is 0, there are 0 non-representative records (NRep). In addition, this set comprises 0E0 of the entire data-set.

## :: 2.20 Representative SLDs for gTLD: {.ads}

In this section, we collect representative SLDs related to gTLD: 'ads'. We found 305 unique SLDs after filtering. A total of 11051649 records were considered representative and they are 97.025% of the gTLD dump. Since the total number of records for this gTLD is 11051649, there are 0 non-representative records (NRep). In addition, this set comprises 0.005 of the entire data-set. Table 2.12 shows the corresponding SLDs ordered by the level of importance. Figure 2.23 shows the record count (PPM) for each representative SLD. Figure 2.24 shows the binned scatter-plot of srcDiv and sldDiv.

► {.ads}  
 Total SLDs: 305  
 a-sldDiv: 97.025%  
 a-oR: 0.453%  
 NRep: 0

Individual SLD descriptors for gTLD: {ads}										
SLD	count	sldDiv	$\phi$ -sldDiv	ipcount	srcDiv	$\phi$ -srcDiv	oR	a-srcDiv	a-oR	rem
INCATC	2.014	0.177	1.000	0.025	0.012	6.92E-4	8.25E-4	0.177	8.25E-4	9037836
INCATF	1.585	0.139	1.000	0.029	0.019	0.001	6.49E-4	0.316	0.001	7452967
INCATD	0.998	0.088	1.000	0.024	0.024	0.002	4.09E-4	0.404	0.002	6454963
INCATB	0.850	0.075	1.000	0.007	0.009	4.15E-4	3.48E-4	0.478	0.002	5604986
local	0.560	0.049	1.000	0.003	0.006	2.48E-4	2.3E-4	0.527	0.002	5044684
RANDOM13	0.499	0.044	1.000	0.012	0.023	0.002	2.04E-4	0.571	0.003	4546059
wsf	0.471	0.041	1.000	0.002	0.003	1.1E-4	1.93E-4	0.613	0.003	4074826
RANDOM10	0.206	0.018	0.999	0.010	0.046	0.005	8.44E-5	0.631	0.003	3868979
ddsb	0.191	0.017	0.999	0.002	0.009	4.01E-4	7.82E-5	0.647	0.003	3678126
SHORTSLD	0.180	0.016	0.999	0.010	0.057	0.007	7.38E-5	0.663	0.003	3498017
tendang	0.166	0.015	0.999	0.001	0.006	2.71E-4	6.8E-5	0.678	0.003	3332182
sanmateoco...	0.151	0.013	0.999	0.001	0.008	3.58E-4	6.21E-5	0.691	0.003	3180697
atom	0.135	0.012	0.999	0.006	0.044	0.005	5.53E-5	0.703	0.003	3045839
mgr	0.131	0.012	0.999	0.004	0.030	0.003	5.37E-5	0.714	0.003	2914798
agp	0.116	0.010	0.999	0.004	0.031	0.003	4.75E-5	0.725	0.003	2798899
sicpa-net	0.102	0.009	0.999	0.003	0.033	0.003	4.18E-5	0.733	0.003	2696923
oxyroot	0.094	0.008	0.999	0.004	0.042	0.005	3.84E-5	0.742	0.003	2603263
sbp	0.093	0.008	0.999	0.007	0.072	0.011	3.81E-5	0.750	0.004	2510307
mauser	0.084	0.007	0.999	0.005	0.054	0.007	3.45E-5	0.757	0.004	2426124
phh	0.075	0.007	0.999	0.005	0.070	0.010	3.06E-5	0.764	0.004	2351563
saturnus	0.071	0.006	0.999	0.002	0.027	0.002	2.92E-5	0.770	0.004	2280362
sharpou	0.057	0.005	0.999	0.003	0.053	0.006	2.35E-5	0.775	0.004	2223113
tpg	0.053	0.005	0.999	0.004	0.075	0.011	2.19E-5	0.780	0.004	2169793
seal	0.051	0.005	0.999	0.004	0.082	0.013	2.1E-5	0.784	0.004	2118498
ascom	0.050	0.004	0.999	0.003	0.053	0.007	2.07E-5	0.789	0.004	2068037
INVALID	0.048	0.004	0.999	0.005	0.097	0.016	1.98E-5	0.793	0.004	2019838
dmz	0.042	0.004	0.998	0.004	0.098	0.016	1.71E-5	0.797	0.004	1978202
spire	0.041	0.004	0.998	9.25E-4	0.023	0.002	1.68E-5	0.800	0.004	1937150
ecc	0.039	0.003	0.998	0.002	0.046	0.005	1.61E-5	0.804	0.004	1897938
corpdmz	0.038	0.003	0.998	0.004	0.098	0.016	1.56E-5	0.807	0.004	1859882
alpine-ene...	0.036	0.003	0.998	0.001	0.032	0.003	1.48E-5	0.810	0.004	1823870
wienet	0.035	0.003	0.998	0.002	0.061	0.008	1.45E-5	0.813	0.004	1788501
hrgna	0.035	0.003	0.998	0.002	0.053	0.007	1.42E-5	0.816	0.004	1753760
tece	0.033	0.003	0.998	7.59E-4	0.023	0.002	1.37E-5	0.819	0.004	1720314
selwyn	0.033	0.003	0.998	1.75E-4	0.005	2E-4	1.36E-5	0.822	0.004	1687212

Table 2.12: Top 35 most significant SLDs for gTLD 'ads'. The SLD list holds 97.025% of the entries found in the gTLD and 0.005 of the total number of entries for the entire experiment. **count** represents the number of records found for the SLD (in parts per million). **sldDiv** is the raw count divided by the number of records of this gTLD dump file. **oR** is the ratio of raw count to the total number of records of the experiment.  **$\phi$ -sldDiv** represents the  $\phi$  percentile of sldDiv on the entire data-set. **a-srcDiv** is the cumulative srcDiv variable. **a-oR** is the cumulative oR.

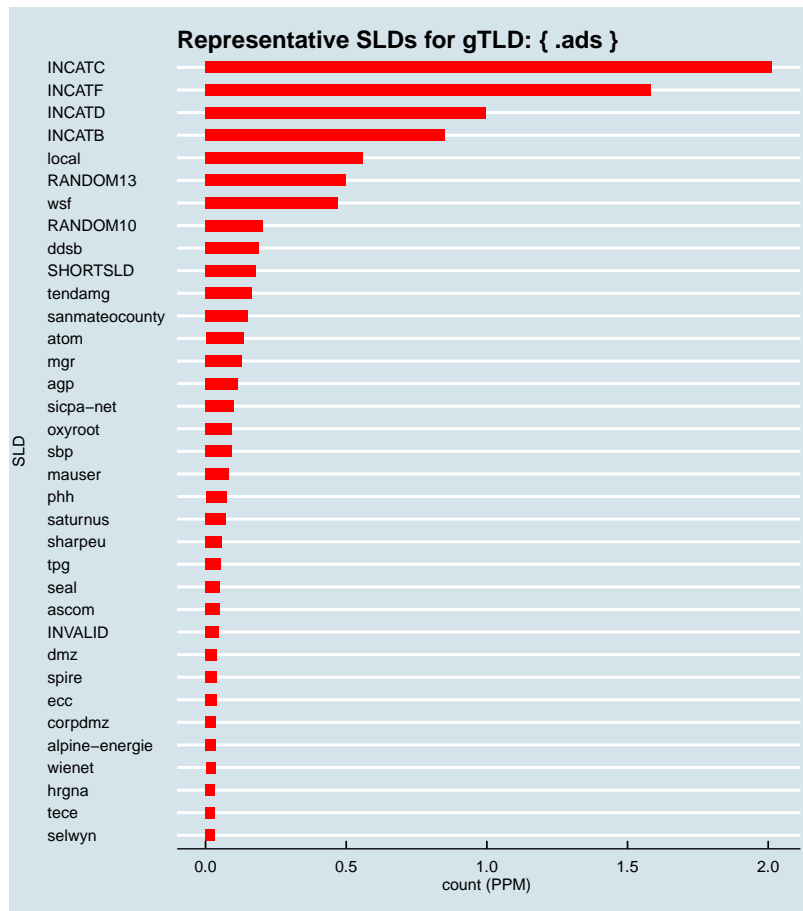


Figure 2.23: Representative SLDs for gTLD: { .ads}. The  $x$  axis displays number of times (in parts per million) the corresponding SLD ( $y$  axis) was found in the gTLD.

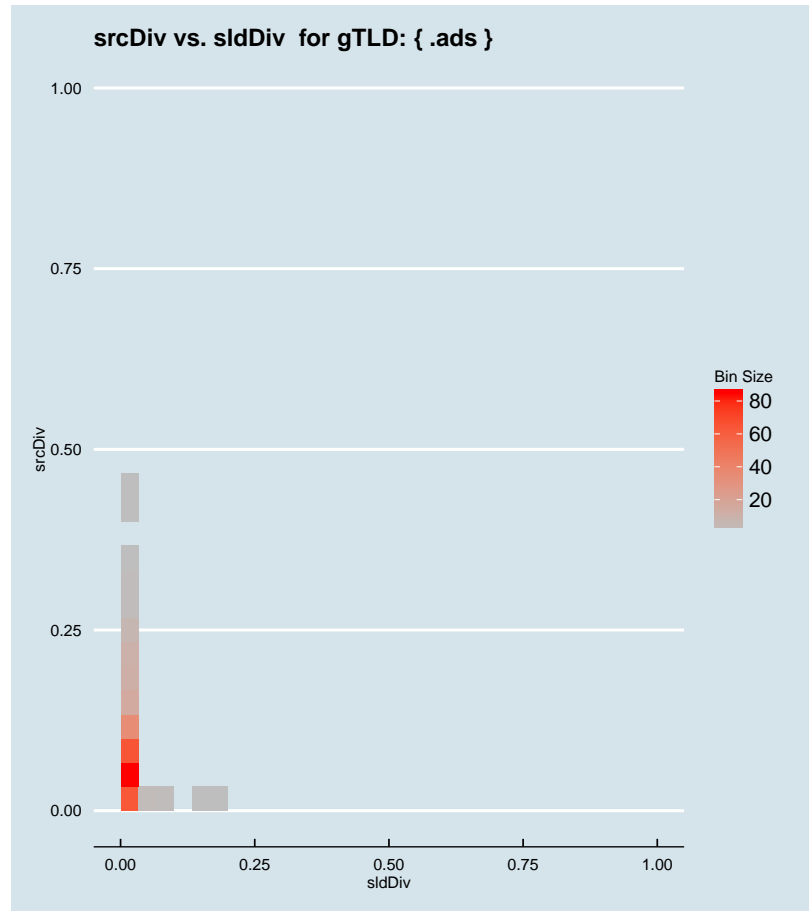


Figure 2.24: Binned scatter-plot of srcDiv and sldDiv for gTLD: { .ads }.

## :: 2.21 Representative SLDs for gTLD: { .adult }

In this section, we collect representative SLDs related to gTLD: 'adult'. We found 2 unique SLDs after filtering. A total of 3065 records were considered representative and they are 39.477% of the gTLD dump. Since the total number of records for this gTLD is 3065, there are 0 non-representative records (NRep). In addition, this set comprises 1.26E−6 of the entire data-set. Table 2.13 shows the corresponding SLDs ordered by the level of importance. Figure 2.25 shows the record count (PPM) for each representative SLD. Figure 2.26 shows the binned scatter-plot of srcDiv and sldDiv.

► { .adult }  
Total SLDs: 2  
a-sldDiv: 39.477%  
a-oR: 0.000%  
NRep: 0



Individual SLD descriptors for gTLD: {adult}										
SLD	count	sldDiv	$\phi$ -sldDiv	ipcount	srcDiv	$\phi$ -srcDiv	oR	a-srcDiv	a-oR	rem
INCATE	0.002	0.206	1.000	0.001	0.681	0.233	6.56E-7	0.206	6.56E-7	1464
dmm	0.001	0.189	1.000	8.85E-4	0.605	0.199	6E-7	0.395	1.26E-6	0

Table 2.13: Top 2 most significant SLDs for gTLD 'adult'. The SLD list holds 39.477% of the entries found in the gTLD and 1.26E-6 of the total number of entries for the entire experiment. **count** represents the number of records found for the SLD (in parts per million). **sldDiv** is the raw count divided by the number of records of this gTLD dump file. **oR** is the ratio of raw count to the total number of records of the experiment.  **$\phi$ -sldDiv** represents the  $\phi$  percentile of sldDiv on the entire data-set. **a-srcDiv** is the cumulative srcDiv variable. **a-oR** is the cumulative oR.

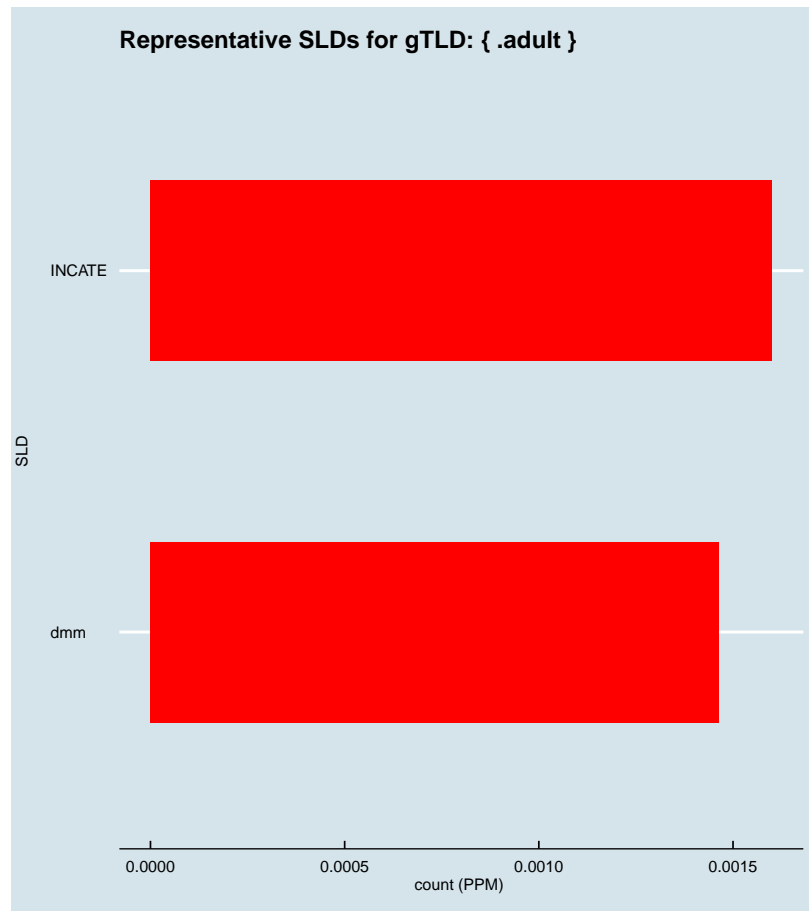


Figure 2.25: Representative SLDs for gTLD: { .adult }. The  $x$  axis displays number of times (in parts per million) the corresponding SLD ( $y$  axis) was found in the gTLD.

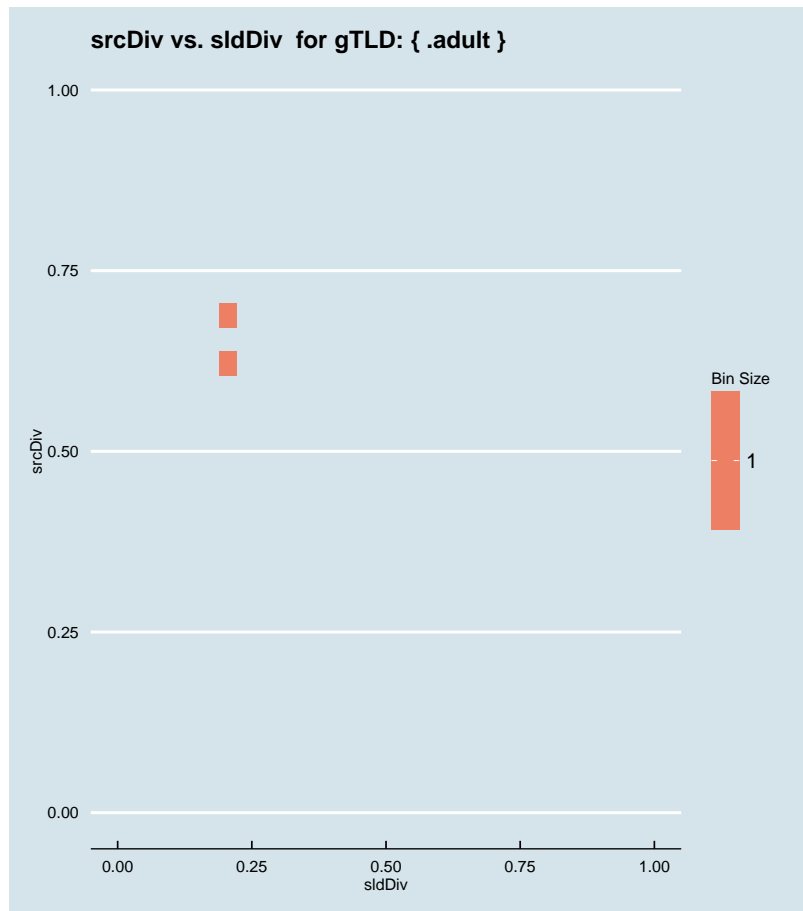


Figure 2.26: Binned scatter-plot of srcDiv and sldDiv for gTLD: {.adult}.

### :: 2.22 Representative SLDs for gTLD: {.aeg}

In this section, we collect representative SLDs related to gTLD: 'aeg'. We found 2 unique SLDs after filtering. A total of 4545 records were considered representative and they are 35.533% of the gTLD dump. Since the total number of records for this gTLD is 4545, there are 0 non-representative records (NRep). In addition, this set comprises  $1.86E-6$  of the entire data-set. Table 2.14 shows the corresponding SLDs ordered by the level of importance. Figure 2.27 shows the record count (PPM) for each representative SLD. Figure 2.28 shows the binned scatter-plot of srcDiv and sldDiv.

► {.aeg}  
 Total SLDs: 2  
 a-sldDiv: 35.533%  
 a-oR: 0.000%  
 NRep: 0



Individual SLD descriptors for gTLD: {.aeg}										
SLD	count	sldDiv	$\phi$ -sldDiv	ipcount	srcDiv	$\phi$ -srcDiv	oR	a-srcDiv	a-oR	rem
INVALID	0.002	0.186	1.000	2.71E-4	0.114	0.021	9.75E-7	0.186	9.75E-7	2167
RANDOM13	0.002	0.169	1.000	2.01E-4	0.093	0.015	8.88E-7	0.355	1.86E-6	0

Table 2.14: Top 2 most significant SLDs for gTLD 'aeg'. The SLD list holds 35.533% of the entries found in the gTLD and 1.86E-6 of the total number of entries for the entire experiment. **count** represents the number of records found for the SLD (in parts per million). **sldDiv** is the raw count divided by the number of records of this gTLD dump file. **oR** is the ratio of raw count to the total number of records of the experiment.  **$\phi$ -sldDiv** represents the  $\phi$  percentile of sldDiv on the entire data-set. **a-srcDiv** is the cumulative srcDiv variable. **a-oR** is the cumulative oR.

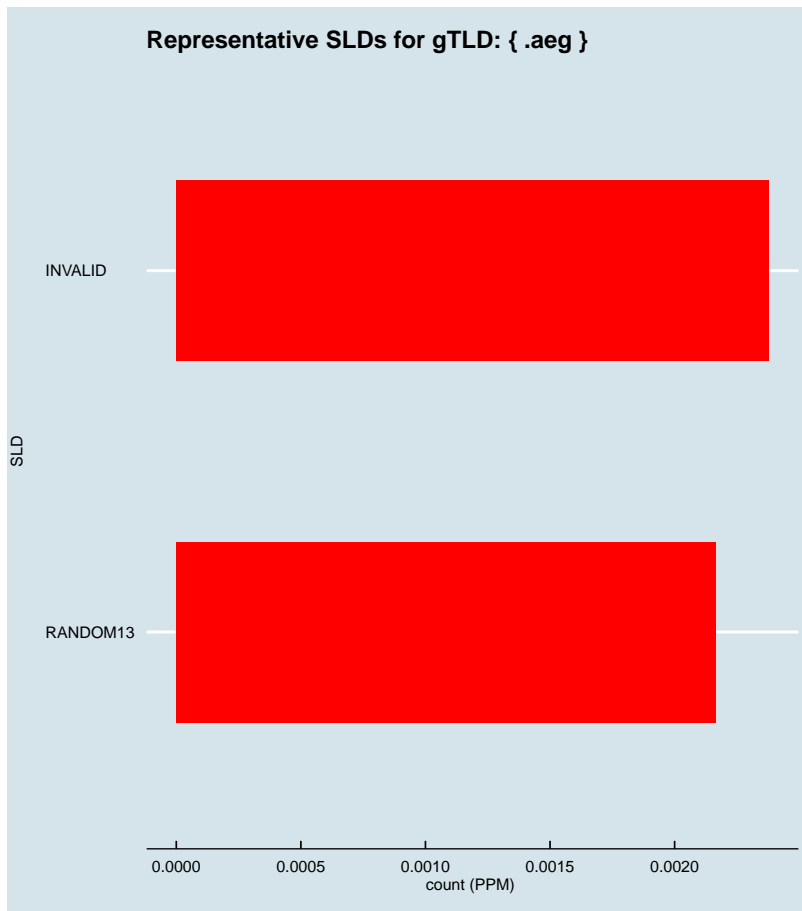


Figure 2.27: Representative SLDs for gTLD: { .aeg }. The  $x$  axis displays number of times (in parts per million) the corresponding SLD ( $y$  axis) was found in the gTLD.

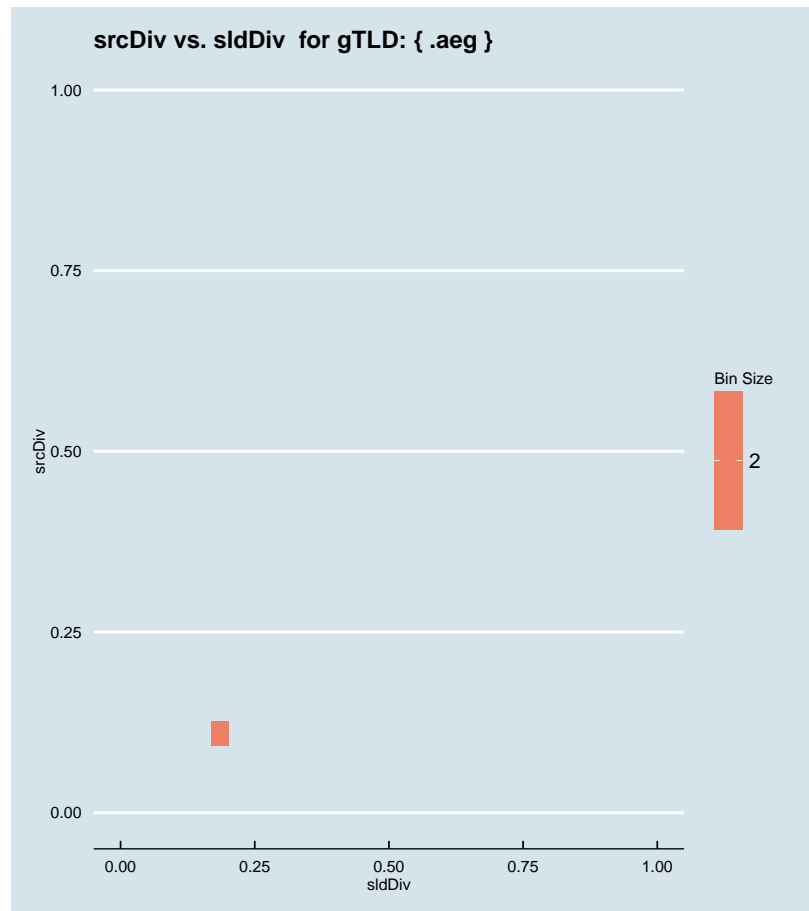


Figure 2.28: Binned scatter-plot of srcDiv and sldDiv for gTLD: { .aeg }.

### ∴ 2.23 Representative SLDs for gTLD: { .aetna }

In this section, we collect representative SLDs related to gTLD: 'aetna'. We found 0 unique SLDs after filtering. A total of 0 records were considered representative and they are 0.000% of the gTLD dump. Since the total number of records for this gTLD is 0, there are 0 non-representative records (NRep). In addition, this set comprises 0E0 of the entire data-set.

▶ { .aetna }  
 Total SLDs: 0  
 a-sldDiv: 0.000%  
 a-oR: 0.000%  
 NRep: 0

### ∴ 2.24 Representative SLDs for gTLD: { .afamilycompany }

In this section, we collect representative SLDs related to gTLD: 'afamilycompany'. We

▶ { .afamily-  
 company }  
 Total SLDs: 0  
 a-sldDiv: 0.000%  
 a-oR: 0.000%  
 NRep: 0



found 0 unique SLDs after filtering. A total of 0 records were considered representative and they are 0.000% of the gTLD dump. Since the total number of records for this gTLD is 0, there are 0 non-representative records (NRep). In addition, this set comprises 0E0 of the entire data-set.

### :: 2.25 Representative SLDs for gTLD: {.afl}

In this section, we collect representative SLDs related to gTLD: 'afl'. We found 0 unique SLDs after filtering. A total of 0 records were considered representative and they are 0.000% of the gTLD dump. Since the total number of records for this gTLD is 0, there are 0 non-representative records (NRep). In addition, this set comprises 0E0 of the entire data-set.

```
► {.afl}
Total SLDs: 0
a-sldDiv: 0.000%
a-oR: 0.000%
NRep: 0
```

### :: 2.26 Representative SLDs for gTLD: {.africa}

In this section, we collect representative SLDs related to gTLD: 'africa'. We found 17 unique SLDs after filtering. A total of 138813 records were considered representative and they are 93.888% of the gTLD dump. Since the total number of records for this gTLD is 138813, there are 0 non-representative records (NRep). In addition, this set comprises 5.69E-5 of the entire data-set. Table 2.15 shows the corresponding SLDs ordered by the level of importance. Figure 2.29 shows the record count (PPM) for each representative SLD. Figure 2.30 shows the binned scatter-plot of srcDiv and sldDiv.

```
► {.africa}
Total SLDs: 17
a-sldDiv: 93.888%
a-oR: 0.006%
NRep: 0
```

Individual SLD descriptors for gTLD: {africa}										
SLD	count	sldDiv	$\phi$ -sldDiv	ipcount	srcDiv	$\phi$ -srcDiv	oR	a-srcDiv	a-oR	rem
ccs	0.043	0.290	1.000	0.001	0.032	0.003	1.76E-5	0.290	1.76E-5	95870
RANDOM13	0.025	0.172	1.000	8.91E-4	0.035	0.003	1.04E-5	0.463	2.8E-5	70378
INCATF	0.025	0.166	1.000	8.42E-4	0.034	0.003	1.01E-5	0.629	3.81E-5	45767
dataflo	0.010	0.069	1.000	2.6E-4	0.025	0.002	4.2E-6	0.699	4.23E-5	35522
wdl	0.005	0.035	1.000	1.04E-4	0.020	0.001	2.13E-6	0.734	4.45E-5	30332
hetzner	0.004	0.028	0.999	1.55E-4	0.037	0.004	1.72E-6	0.762	4.62E-5	26123
INVALID	0.004	0.026	0.999	4.42E-4	0.116	0.021	1.57E-6	0.788	4.77E-5	22304
shared	0.003	0.023	0.999	1.07E-4	0.031	0.003	1.42E-6	0.811	4.92E-5	18849
INCATD	0.003	0.022	0.999	8.8E-5	0.027	0.002	1.33E-6	0.833	5.05E-5	15592
RANDOM10	0.003	0.020	0.999	2.9E-4	0.097	0.016	1.22E-6	0.854	5.17E-5	12608
woodlands	0.003	0.020	0.999	4.8E-5	0.016	0.001	1.21E-6	0.874	5.29E-5	9666
savana	0.002	0.013	0.999	2.74E-4	0.139	0.027	8.11E-7	0.887	5.37E-5	7688
fbs	0.002	0.013	0.999	9E-5	0.048	0.006	7.61E-7	0.899	5.45E-5	5831
south	0.002	0.012	0.999	2.6E-4	0.151	0.031	7.08E-7	0.911	5.52E-5	4104
INCATB	0.002	0.010	0.999	6.28E-4	0.414	0.115	6.22E-7	0.921	5.58E-5	2587
INCATC	0.001	0.009	0.999	4.32E-4	0.314	0.080	5.64E-7	0.931	5.64E-5	1211
dndi	0.001	0.008	0.999	5.5E-5	0.045	0.005	4.96E-7	0.939	5.69E-5	0

Table 2.15: Top 17 most significant SLDs for gTLD 'africa'. The SLD list holds 93.888% of the entries found in the gTLD and  $5.69E-5$  of the total number of entries for the entire experiment. **count** represents the number of records found for the SLD (in parts per million). **sldDiv** is the raw count divided by the number of records of this gTLD dump file. **oR** is the ratio of raw count to the total number of records of the experiment.  **$\phi$ -sldDiv** represents the  $\phi$  percentile of sldDiv on the entire data-set. **a-srcDiv** is the cumulative srcDiv variable. **a-oR** is the cumulative oR.



Figure 2.29: Representative SLDs for gTLD: { .africa }. The x axis displays number of times (in parts per million) the corresponding SLD (y axis) was found in the gTLD.

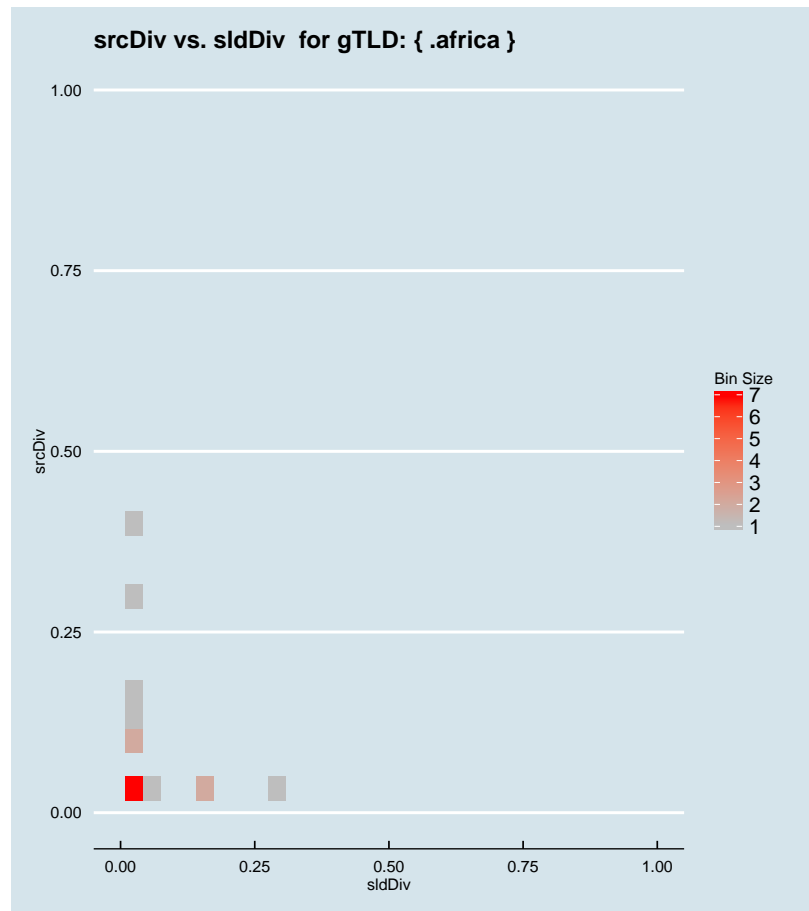


Figure 2.30: Binned scatter-plot of srcDiv and sldDiv for gTLD: { .africa }.

### :: 2.27 Representative SLDs for gTLD: { .africamagic }

In this section, we collect representative SLDs related to gTLD: 'africamagic'. We found 0 unique SLDs after filtering. A total of 0 records were considered representative and they are 0.000% of the gTLD dump. Since the total number of records for this gTLD is 0, there are 0 non-representative records (NRep). In addition, this set comprises 0E0 of the entire data-set.

► { .africamagic }  
Total SLDs: 0  
a-sldDiv: 0.000%  
a-oR: 0.000%  
NRep: 0

### :: 2.28 Representative SLDs for gTLD: { .agakhan }

In this section, we collect representative SLDs related to gTLD: 'agakhan'. We found

► { .agakhan }  
Total SLDs: 0  
a-sldDiv: 0.000%  
a-oR: 0.000%  
NRep: 0



0 unique SLDs after filtering. A total of 0 records were considered representative and they are 0.000% of the gTLD dump. Since the total number of records for this gTLD is 0, there are 0 non-representative records (NRep). In addition, this set comprises 0E0 of the entire data-set.

### :: 2.29 Representative SLDs for gTLD: {agency}

In this section, we collect representative SLDs related to gTLD: 'agency'. We found 3 unique SLDs after filtering. A total of 10166 records were considered representative and they are 45.929% of the gTLD dump. Since the total number of records for this gTLD is 10166, there are 0 non-representative records (NRep). In addition, this set comprises 4.17E-6 of the entire data-set. Table 2.16 shows the corresponding SLDs ordered by the level of importance. Figure 2.31 shows the record count (PPM) for each representative SLD. Figure 2.32 shows the binned scatter-plot of srcDiv and sldDiv.

► {agency}  
 Total SLDs: 3  
 a-sldDiv: 45.929%  
 a-oR: 0.000%  
 NRep: 0

Individual SLD descriptors for gTLD: {agency}										
SLD	count	sldDiv	$\phi$ -sldDiv	ipcount	srcDiv	$\phi$ -srcDiv	oR	a-srcDiv	a-oR	rem
INCATF	0.004	0.203	1.000	3.02E-4	0.067	0.009	1.84E-6	0.203	1.84E-6	5672
INVALID	0.003	0.135	1.000	2.73E-4	0.092	0.015	1.22E-6	0.338	3.06E-6	2689
INCATB	0.003	0.121	1.000	4.33E-4	0.161	0.033	1.1E-6	0.459	4.17E-6	0

Table 2.16: Top 3 most significant SLDs for gTLD 'agency'. The SLD list holds 45.929% of the entries found in the gTLD and 4.17E-6 of the total number of entries for the entire experiment. **count** represents the number of records found for the SLD (in parts per million). **sldDiv** is the raw count divided by the number of records of this gTLD dump file. **oR** is the ratio of raw count to the total number of records of the experiment.  **$\phi$ -sldDiv** represents the  $\phi$  percentile of sldDiv on the entire data-set. **a-srcDiv** is the cumulative srcDiv variable. **a-oR** is the cumulative oR.



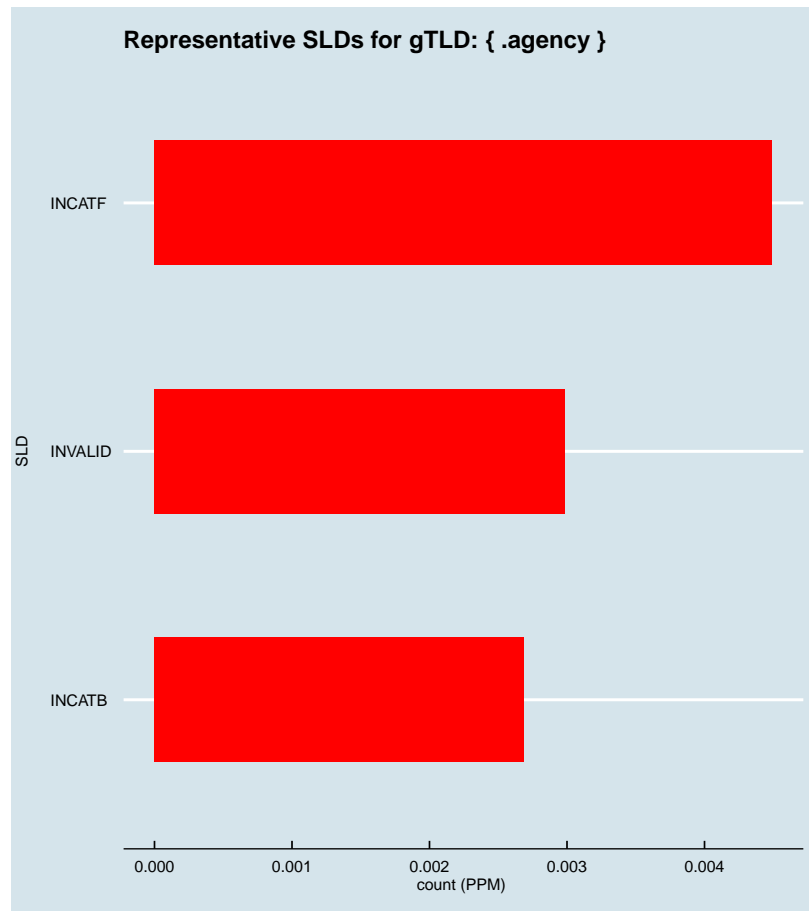


Figure 2.31: Representative SLDs for gTLD: { .agency}. The  $x$  axis displays number of times (in parts per million) the corresponding SLD ( $y$  axis) was found in the gTLD.

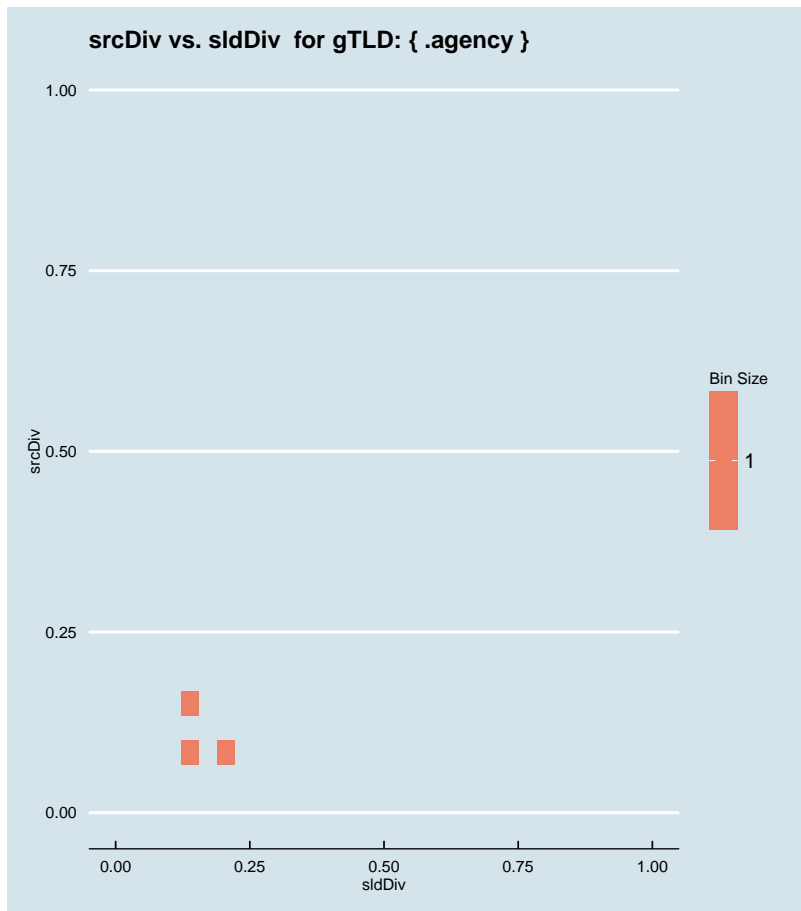


Figure 2.32: Binned scatter-plot of srcDiv and sldDiv for gTLD: { .agency }.

### :: 2.30 Representative SLDs for gTLD: { .aig }

In this section, we collect representative SLDs related to gTLD: 'aig'. We found 0 unique SLDs after filtering. A total of 0 records were considered representative and they are 0.000% of the gTLD dump. Since the total number of records for this gTLD is 0, there are 0 non-representative records (NRep). In addition, this set comprises 0E0 of the entire data-set.

► { .aig }  
 Total SLDs: 0  
 a-sldDiv: 0.000%  
 a-oR: 0.000%  
 NRep: 0

### :: 2.31 Representative SLDs for gTLD: { .aigo }

In this section, we collect representative SLDs related to gTLD: 'aigo'. We found 0

► { .aigo }  
 Total SLDs: 0  
 a-sldDiv: 0.000%  
 a-oR: 0.000%  
 NRep: 0

unique SLDs after filtering. A total of 0 records were considered representative and they are 0.000% of the gTLD dump. Since the total number of records for this gTLD is 0, there are 0 non-representative records (NRep). In addition, this set comprises 0E0 of the entire data-set.

### :: 2.32 Representative SLDs for gTLD: {.airbus}

In this section, we collect representative SLDs related to gTLD: 'airbus'. We found 4 unique SLDs after filtering. A total of 27138 records were considered representative and they are 78.743% of the gTLD dump. Since the total number of records for this gTLD is 27138, there are 0 non-representative records (NRep). In addition, this set comprises 1.11E-5 of the entire data-set. Table 2.17 shows the corresponding SLDs ordered by the level of importance. Figure 2.33 shows the record count (PPM) for each representative SLD. Figure 2.34 shows the binned scatter-plot of srcDiv and sldDiv.

▶ {.airbus}  
Total SLDs: 4  
a-sldDiv: 78.743%  
a-oR: 0.001%  
NRep: 0

Individual SLD descriptors for gTLD: {.airbus}										
SLD	count	sldDiv	$\phi$ -sldDiv	ipcount	srcDiv	$\phi$ -srcDiv	oR	a-srcDiv	a-oR	rem
INCATB	0.018	0.508	1.000	5.22E-4	0.030	0.003	7.18E-6	0.508	7.18E-6	9617
INVALID	0.006	0.169	1.000	2.85E-4	0.049	0.006	2.38E-6	0.677	9.56E-6	3803
RANDOM10	0.002	0.072	1.000	3.36E-4	0.135	0.026	1.02E-6	0.749	1.06E-5	1312
busserole	0.001	0.038	1.000	2.93E-4	0.223	0.053	5.38E-7	0.787	1.11E-5	0

Table 2.17: Top 4 most significant SLDs for gTLD 'airbus'. The SLD list holds 78.743% of the entries found in the gTLD and 1.11E-5 of the total number of entries for the entire experiment. **count** represents the number of records found for the SLD (in parts per million). **sldDiv** is the raw count divided by the number of records of this gTLD dump file. **oR** is the ratio of raw count to the total number of records of the experiment.  **$\phi$ -sldDiv** represents the  $\phi$  percentile of sldDiv on the entire data-set. **a-srcDiv** is the cumulative srcDiv variable. **a-oR** is the cumulative oR.

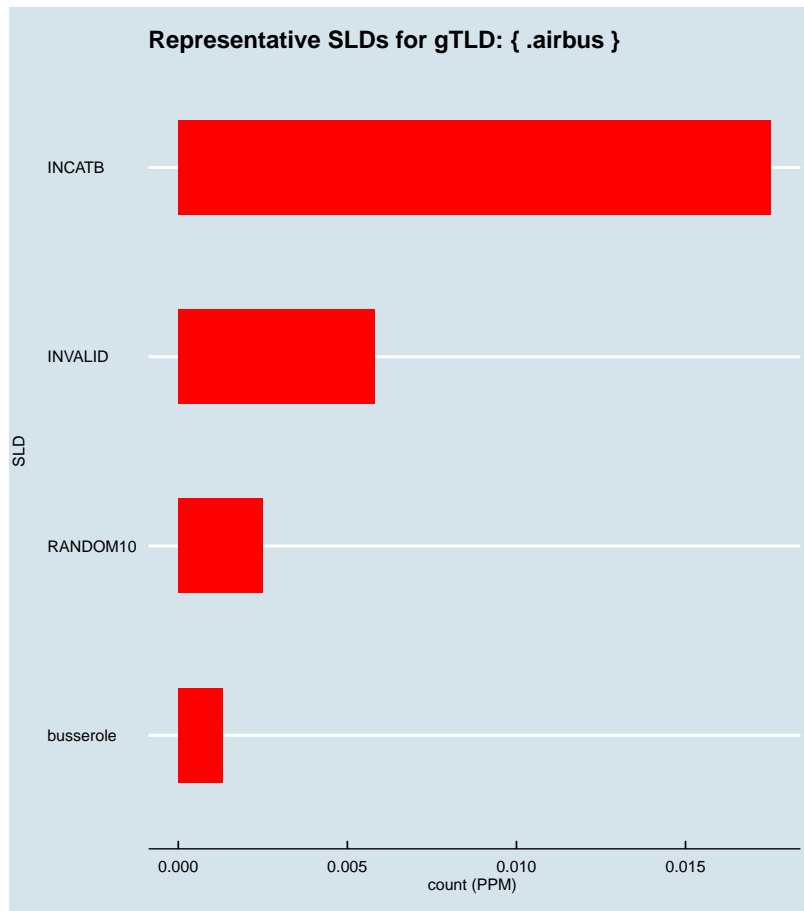


Figure 2.33: Representative SLDs for gTLD: { .airbus}. The *x* axis displays number of times (in parts per million) the corresponding SLD (*y* axis) was found in the gTLD.

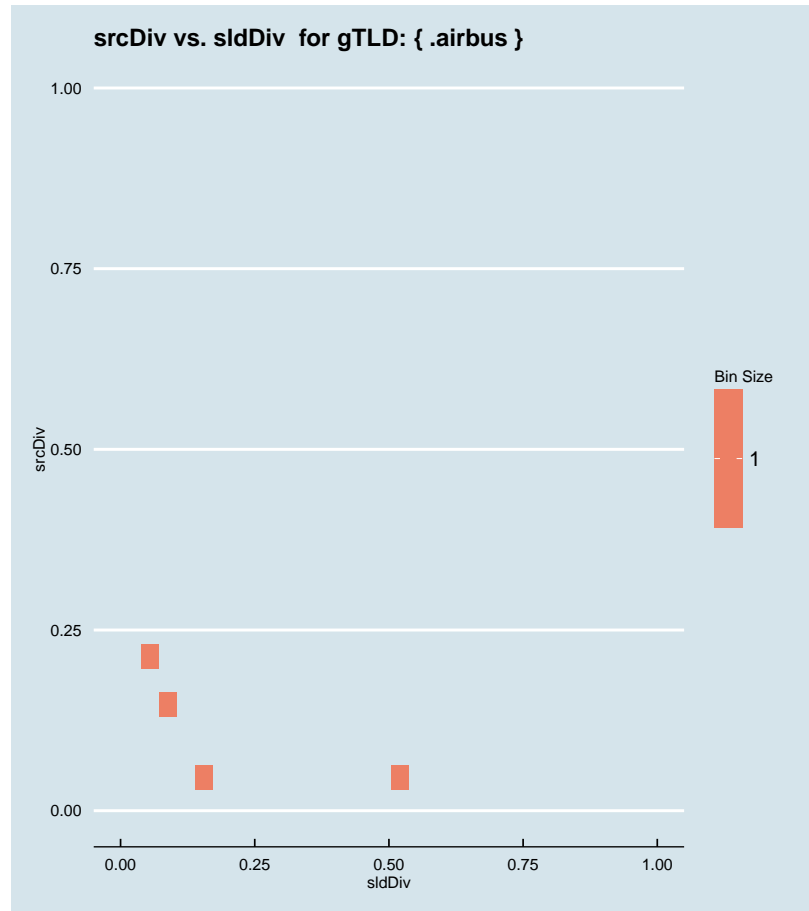


Figure 2.34: Binned scatter-plot of srcDiv and sldDiv for gTLD: { .airbus }.

### :: 2.33 Representative SLDs for gTLD: { .airforce }

In this section, we collect representative SLDs related to gTLD: 'airforce'. We found 0 unique SLDs after filtering. A total of 0 records were considered representative and they are 0.000% of the gTLD dump. Since the total number of records for this gTLD is 0, there are 0 non-representative records (NRep). In addition, this set comprises 0E0 of the entire data-set.

▶ { .airforce }  
Total SLDs: 0  
a-sldDiv: 0.000%  
a-oR: 0.000%  
NRep: 0

### :: 2.34 Representative SLDs for gTLD: { .airtel }

In this section, we collect representative SLDs related to gTLD: 'airtel'. We found 9

▶ { .airtel }  
Total SLDs: 9  
a-sldDiv: 78.379%  
a-oR: 0.004%  
NRep: 0

unique SLDs after filtering. A total of 102886 records were considered representative and they are 78.379% of the gTLD dump. Since the total number of records for this gTLD is 102886, there are 0 non-representative records (NRep). In addition, this set comprises  $4.22E-5$  of the entire data-set. Table 2.18 shows the corresponding SLDs ordered by the level of importance. Figure 2.35 shows the record count (PPM) for each representative SLD. Figure 2.36 shows the binned scatter-plot of srcDiv and sldDiv.

Individual SLD descriptors for gTLD: {airtel}										
SLD	count	sldDiv	$\phi$ -sldDiv	ipcount	srcDiv	$\phi$ -srcDiv	oR	a-srcDiv	a-oR	rem
RANDOM10	0.043	0.324	1.000	0.001	0.027	0.002	$1.75E-5$	0.324	$1.75E-5$	60297
INCATB	0.027	0.204	1.000	0.002	0.056	0.007	$1.1E-5$	0.529	$2.84E-5$	33481
INVALID	0.015	0.113	1.000	$8.23E-4$	0.056	0.007	$6.08E-6$	0.642	$3.45E-5$	18653
isatap	0.005	0.041	1.000	0.001	0.222	0.053	$2.19E-6$	0.682	$3.67E-5$	13320
RANDOM13	0.004	0.034	1.000	$3.46E-4$	0.078	0.012	$1.81E-6$	0.716	$3.85E-5$	8911
wpad	0.004	0.028	0.999	$7.42E-4$	0.200	0.043	$1.52E-6$	0.744	$4E-5$	5197
INCATC	0.002	0.015	0.999	$4.96E-4$	0.248	0.057	$8.2E-7$	0.759	$4.09E-5$	3197
INCATE	0.002	0.014	0.999	$7.44E-4$	0.416	0.115	$7.32E-7$	0.773	$4.16E-5$	1410
INCATD	0.001	0.011	0.999	$1.28E-4$	0.091	0.014	$5.78E-7$	0.784	$4.22E-5$	0

Table 2.18: Top 9 most significant SLDs for gTLD 'airtel'. The SLD list holds 78.379% of the entries found in the gTLD and  $4.22E-5$  of the total number of entries for the entire experiment. **count** represents the number of records found for the SLD (in parts per million). **sldDiv** is the raw count divided by the number of records of this gTLD dump file. **oR** is the ratio of raw count to the total number of records of the experiment.  **$\phi$ -sldDiv** represents the  $\phi$  percentile of sldDiv on the entire data-set. **a-srcDiv** is the cumulative srcDiv variable. **a-oR** is the cumulative oR.

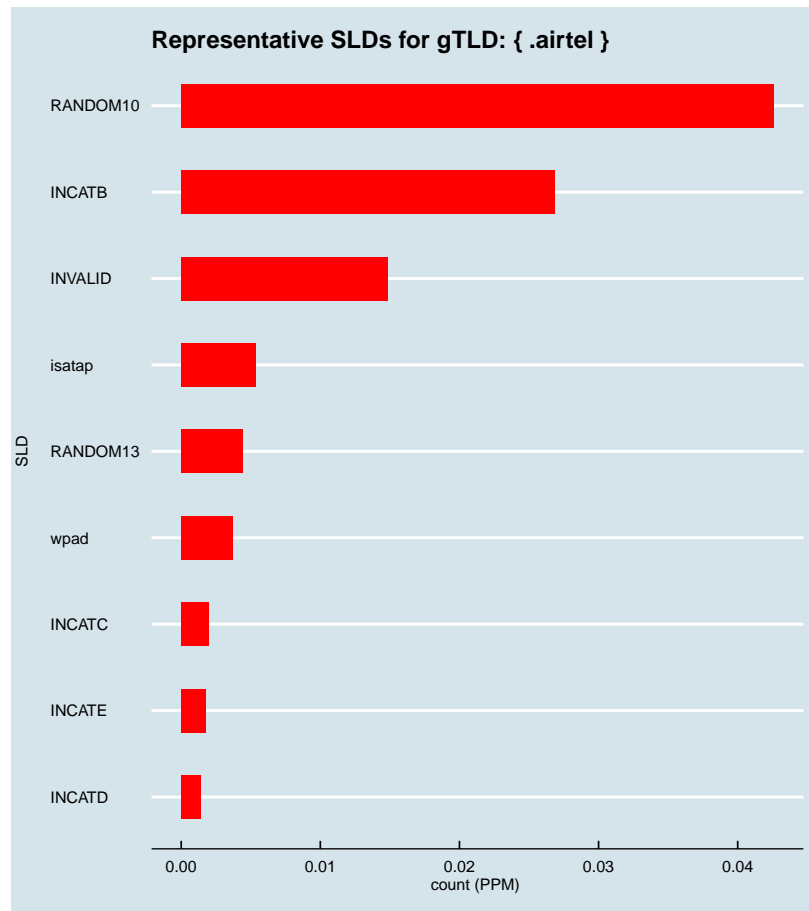


Figure 2.35: Representative SLDs for gTLD: { .airtel }. The  $x$  axis displays number of times (in parts per million) the corresponding SLD ( $y$  axis) was found in the gTLD.

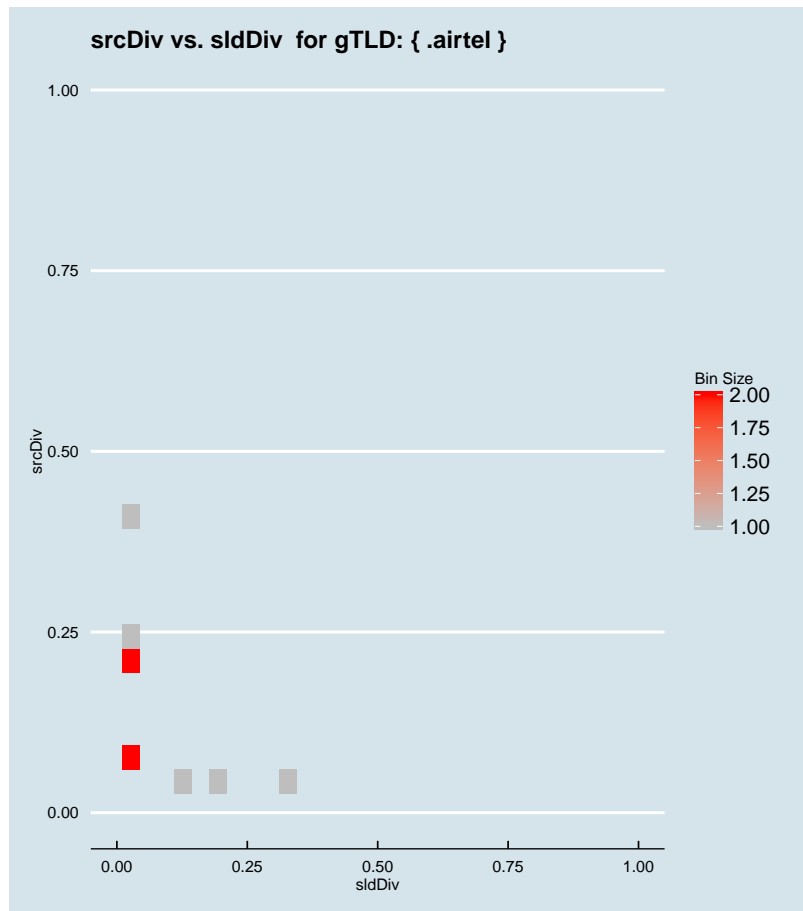


Figure 2.36: Binned scatter-plot of srcDiv and sldDiv for gTLD: { .airtel }.

### :: 2.35 Representative SLDs for gTLD: { .akdn }

In this section, we collect representative SLDs related to gTLD: 'akdn'. We found 0 unique SLDs after filtering. A total of 0 records were considered representative and they are 0.000% of the gTLD dump. Since the total number of records for this gTLD is 0, there are 0 non-representative records (NRep). In addition, this set comprises 0E0 of the entire data-set.

```
► { .akdn }
Total SLDs: 0
a-sldDiv: 0.000%
a-oR: 0.000%
NRep: 0
```

### :: 2.36 Representative SLDs for gTLD: { .alcon }

In this section, we collect representative SLDs related to gTLD: 'alcon'. We found 0

```
► { .alcon }
Total SLDs: 0
a-sldDiv: 0.000%
a-oR: 0.000%
NRep: 0
```



unique SLDs after filtering. A total of 0 records were considered representative and they are 0.000% of the gTLD dump. Since the total number of records for this gTLD is 0, there are 0 non-representative records (NRep). In addition, this set comprises 0E0 of the entire data-set.

### :: 2.37 Representative SLDs for gTLD: {.alfaromeo}

In this section, we collect representative SLDs related to gTLD: 'alfaromeo'. We found 0 unique SLDs after filtering. A total of 0 records were considered representative and they are 0.000% of the gTLD dump. Since the total number of records for this gTLD is 0, there are 0 non-representative records (NRep). In addition, this set comprises 0E0 of the entire data-set.

▶ {.alfaromeo}  
Total SLDs: 0  
a-sldDiv: 0.000%  
a-oR: 0.000%  
NRep: 0

### :: 2.38 Representative SLDs for gTLD: {.alibaba}

In this section, we collect representative SLDs related to gTLD: 'alibaba'. We found 10 unique SLDs after filtering. A total of 113281 records were considered representative and they are 89.393% of the gTLD dump. Since the total number of records for this gTLD is 113281, there are 0 non-representative records (NRep). In addition, this set comprises 4.64E-5 of the entire data-set. Table 2.19 shows the corresponding SLDs ordered by the level of importance. Figure 2.37 shows the record count (PPM) for each representative SLD. Figure 2.38 shows the binned scatter-plot of srcDiv and sldDiv.

▶ {.alibaba}  
Total SLDs: 10  
a-sldDiv: 89.393%  
a-oR: 0.005%  
NRep: 0

Individual SLD descriptors for gTLD: {alibaba}										
SLD	count	sldDiv	$\phi$ -sldDiv	ipcount	srcDiv	$\phi$ -srcDiv	oR	a-srcDiv	a-oR	rem
SHORTSLD	0.054	0.424	1.000	0.002	0.032	0.003	2.2E-5	0.424	2.2E-5	59529
INCATB	0.027	0.216	1.000	0.002	0.084	0.013	1.12E-5	0.640	3.32E-5	32166
china	0.012	0.097	1.000	0.001	0.121	0.022	5.06E-6	0.738	3.83E-5	19822
RANDOM13	0.005	0.039	1.000	5.91E-4	0.119	0.022	2.04E-6	0.777	4.03E-5	14835
INVALID	0.004	0.028	0.999	2.14E-4	0.060	0.008	1.47E-6	0.805	4.18E-5	11255
img	0.003	0.022	0.999	0.002	0.670	0.232	1.16E-6	0.827	4.3E-5	8427
INCATC	0.003	0.020	0.999	3.57E-4	0.141	0.027	1.04E-6	0.847	4.4E-5	5897
INCATE	0.003	0.020	0.999	0.002	0.614	0.200	1.03E-6	0.867	4.5E-5	3380
INCATD	0.002	0.016	0.999	4.85E-4	0.247	0.057	8.06E-7	0.883	4.58E-5	1414
RANDOM10	0.001	0.011	0.999	4.12E-4	0.291	0.075	5.79E-7	0.894	4.64E-5	0

Table 2.19: Top 10 most significant SLDs for gTLD 'alibaba'. The SLD list holds 89.393% of the entries found in the gTLD and 4.64E-5 of the total number of entries for the entire experiment. **count** represents the number of records found for the SLD (in parts per million). **sldDiv** is the raw count divided by the number of records of this gTLD dump file. **oR** is the ratio of raw count to the total number of records of the experiment.  **$\phi$ -sldDiv** represents the  $\phi$  percentile of sldDiv on the entire data-set. **a-srcDiv** is the cumulative srcDiv variable. **a-oR** is the cumulative oR.

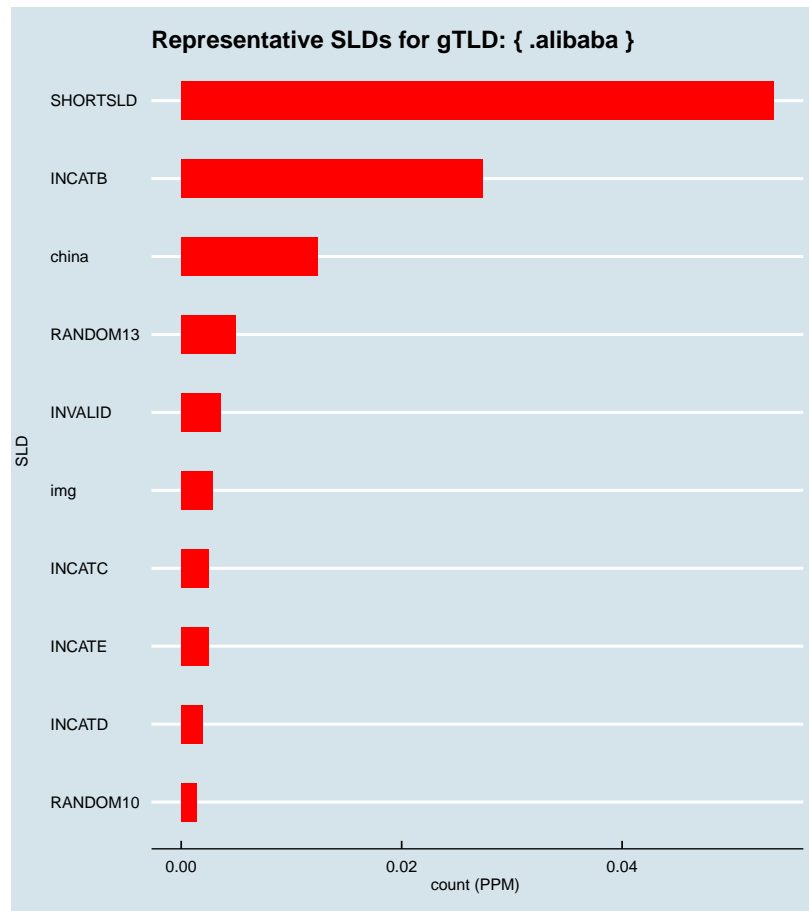


Figure 2.37: Representative SLDs for gTLD: { .alibaba }. The  $x$  axis displays number of times (in parts per million) the corresponding SLD ( $y$  axis) was found in the gTLD.

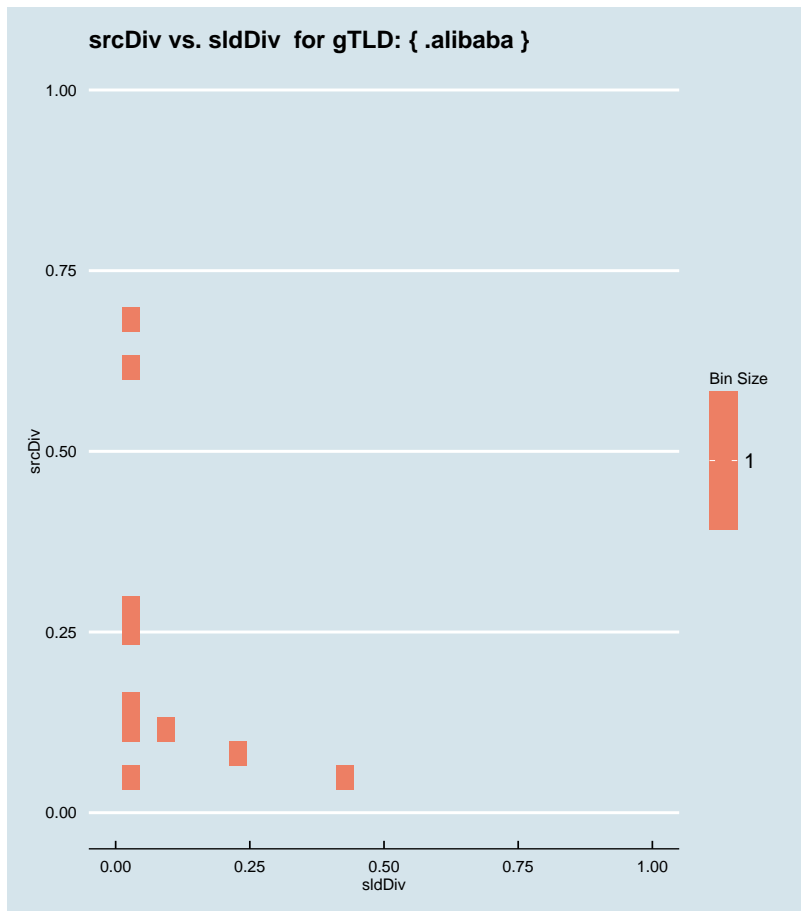


Figure 2.38: Binned scatter-plot of srcDiv and sldDiv for gTLD: { .alibaba }.

### :: 2.39 Representative SLDs for gTLD: { .alipay }

In this section, we collect representative SLDs related to gTLD: 'alipay'. We found 0 unique SLDs after filtering. A total of 0 records were considered representative and they are 0.000% of the gTLD dump. Since the total number of records for this gTLD is 0, there are 0 non-representative records (NRep). In addition, this set comprises 0E0 of the entire data-set.

```
► { .alipay }
Total SLDs: 0
a-sldDiv: 0.000%
a-oR: 0.000%
NRep: 0
```

### :: 2.40 Representative SLDs for gTLD: { .allstate }

In this section, we collect representative SLDs related to gTLD: 'allstate'. We found 2

```
► { .allstate }
Total SLDs: 2
a-sldDiv: 26.487%
a-oR: 0.000%
NRep: 0
```

unique SLDs after filtering. A total of 3830 records were considered representative and they are 26.487% of the gTLD dump. Since the total number of records for this gTLD is 3830, there are 0 non-representative records (NRep). In addition, this set comprises  $1.57E-6$  of the entire data-set. Table 2.20 shows the corresponding SLDs ordered by the level of importance. Figure 2.39 shows the record count (PPM) for each representative SLD. Figure 2.40 shows the binned scatter-plot of srcDiv and sldDiv.

Individual SLD descriptors for gTLD: {allstate}										
SLD	count	sldDiv	$\phi$ -sldDiv	ipcount	srcDiv	$\phi$ -srcDiv	oR	a-srcDiv	a-oR	rem
INVALID	0.002	0.154	1.000	$3.37E-4$	0.152	0.031	$9.11E-7$	0.154	$9.11E-7$	1606
wpad	0.002	0.111	1.000	$4.5E-4$	0.280	0.071	$6.58E-7$	0.265	$1.57E-6$	0

Table 2.20: Top 2 most significant SLDs for gTLD 'allstate'. The SLD list holds 26.487% of the entries found in the gTLD and  $1.57E-6$  of the total number of entries for the entire experiment. **count** represents the number of records found for the SLD (in parts per million). **sldDiv** is the raw count divided by the number of records of this gTLD dump file. **oR** is the ratio of raw count to the total number of records of the experiment.  **$\phi$ -sldDiv** represents the  $\phi$  percentile of sldDiv on the entire data-set. **a-srcDiv** is the cumulative srcDiv variable. **a-oR** is the cumulative oR.

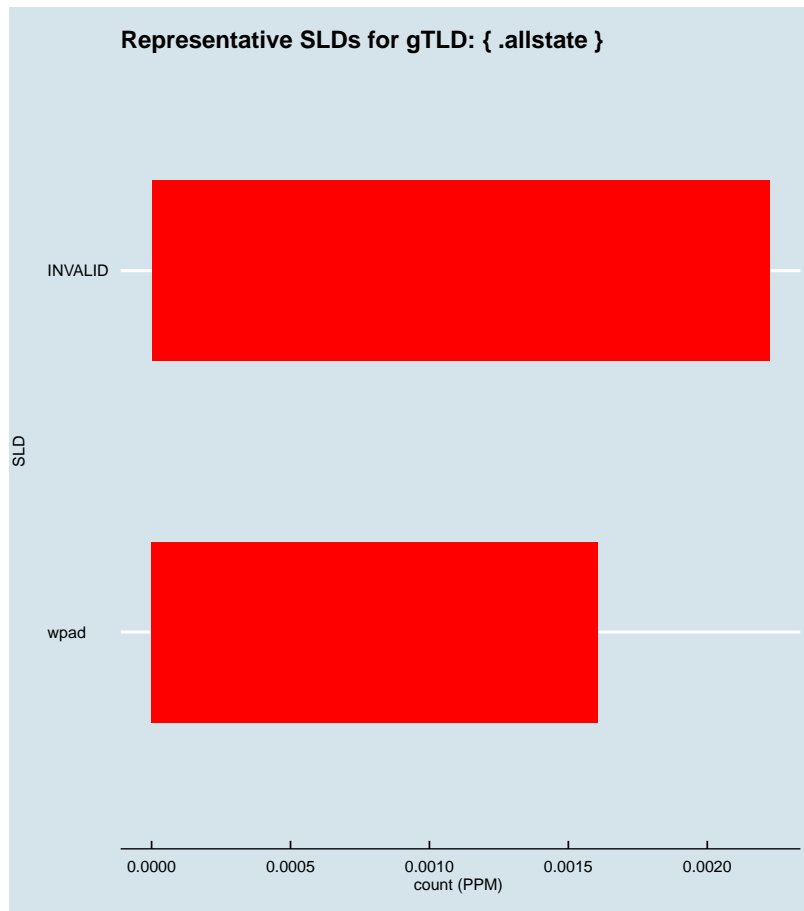


Figure 2.39: Representative SLDs for gTLD: { .allstate}. The  $x$  axis displays number of times (in parts per million) the corresponding SLD ( $y$  axis) was found in the gTLD.

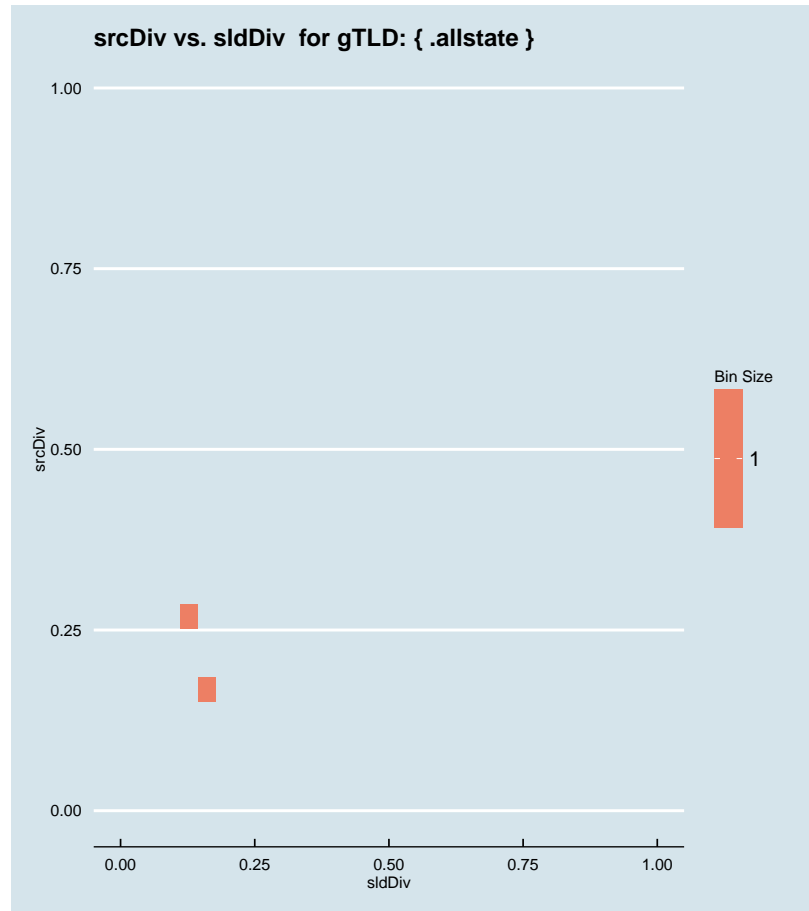


Figure 2.40: Binned scatter-plot of srcDiv and sldDiv for gTLD: { .allstate}.

### :: 2.41 Representative SLDs for gTLD: { .ally }

In this section, we collect representative SLDs related to gTLD: 'ally'. We found 1 unique SLDs after filtering. A total of 2143 records were considered representative and they are 25.301% of the gTLD dump. Since the total number of records for this gTLD is 2143, there are 0 non-representative records (NRep). In addition, this set comprises  $8.78E-7$  of the entire data-set. Table 2.21 shows the corresponding SLDs ordered by the level of importance. Figure 2.41 shows the record count (PPM) for each representative SLD. Figure 2.42 shows the binned scatter-plot of srcDiv and sldDiv.

► { .ally }  
Total SLDs: 1  
a-sldDiv: 25.301%  
a-oR: 0.000%  
NRep: 0

Individual SLD descriptors for gTLD: {.ally}										
SLD	count	sldDiv	$\phi$ -sldDiv	ipcount	srcDiv	$\phi$ -srcDiv	oR	a-srcDiv	a-oR	rem
RANDOM10	0.002	0.253	1.000	1.61E-4	0.075	0.011	8.78E-7	0.253	8.78E-7	0

Table 2.21: Top 1 most significant SLDs for gTLD 'ally'. The SLD list holds 25.301% of the entries found in the gTLD and 8.78E-7 of the total number of entries for the entire experiment. **count** represents the number of records found for the SLD (in parts per million). **sldDiv** is the raw count divided by the number of records of this gTLD dump file. **oR** is the ratio of raw count to the total number of records of the experiment.  **$\phi$ -sldDiv** represents the  $\phi$  percentile of sldDiv on the entire data-set. **a-srcDiv** is the cumulative srcDiv variable. **a-oR** is the cumulative oR.






Figure 2.41: Representative SLDs for gTLD: { .ally}. The  $x$  axis displays number of times (in parts per million) the corresponding SLD ( $y$  axis) was found in the gTLD.

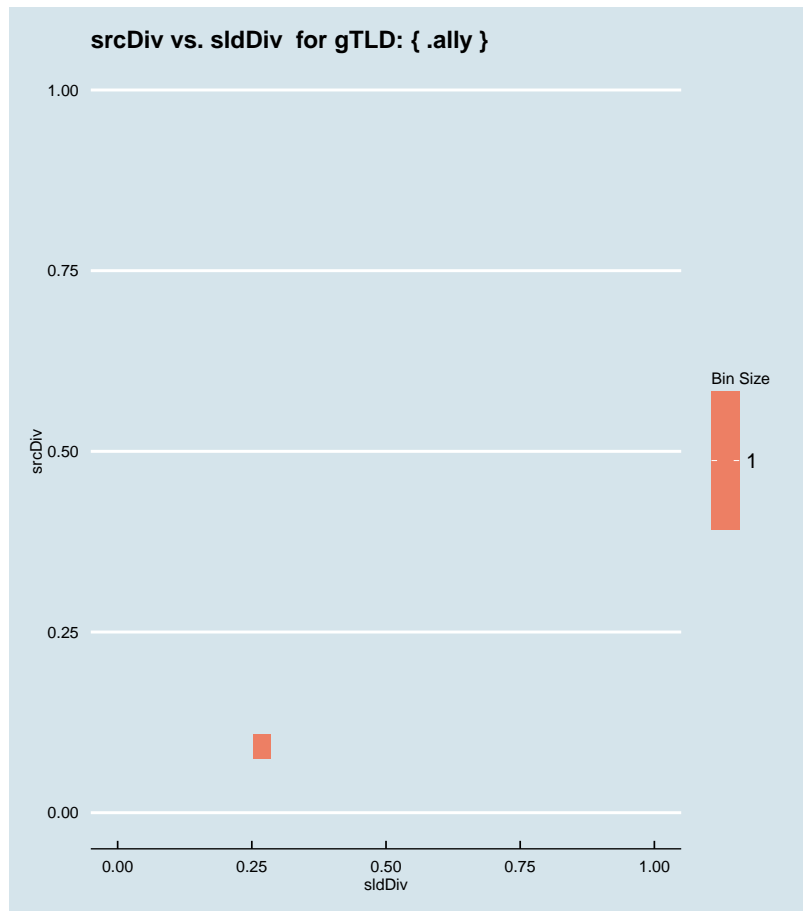


Figure 2.42: Binned scatter-plot of srcDiv and sldDiv for gTLD: { .ally }.

### :: 2.42 Representative SLDs for gTLD: { .alsace }

In this section, we collect representative SLDs related to gTLD: 'alsace'. We found 2 unique SLDs after filtering. A total of 2392 records were considered representative and they are 74.240% of the gTLD dump. Since the total number of records for this gTLD is 2392, there are 0 non-representative records (NRep). In addition, this set comprises  $9.8E-7$  of the entire data-set. Table 2.22 shows the corresponding SLDs ordered by the level of importance. Figure 2.43 shows the record count (PPM) for each representative SLD. Figure 2.44 shows the binned scatter-plot of srcDiv and sldDiv.

► { .alsace }  
 Total SLDs: 2  
 a-sldDiv: 74.240%  
 a-oR: 0.000%  
 NRep: 0

Individual SLD descriptors for gTLD: {.alsace}										
SLD	count	sldDiv	$\phi$ -sldDiv	ipcount	srcDiv	$\phi$ -srcDiv	oR	a-srcDiv	a-oR	rem
INCATF	0.001	0.373	1.000	1.82E-4	0.151	0.031	4.93E-7	0.373	4.93E-7	1190
sante	0.001	0.369	1.000	1.56E-4	0.131	0.025	4.88E-7	0.742	9.8E-7	0

Table 2.22: Top 2 most significant SLDs for gTLD 'alsace'. The SLD list holds 74.240% of the entries found in the gTLD and  $9.8E-7$  of the total number of entries for the entire experiment. **count** represents the number of records found for the SLD (in parts per million). **sldDiv** is the raw count divided by the number of records of this gTLD dump file. **oR** is the ratio of raw count to the total number of records of the experiment.  $\phi$ -**sldDiv** represents the  $\phi$  percentile of sldDiv on the entire data-set. **a-srcDiv** is the cumulative srcDiv variable. **a-oR** is the cumulative oR.

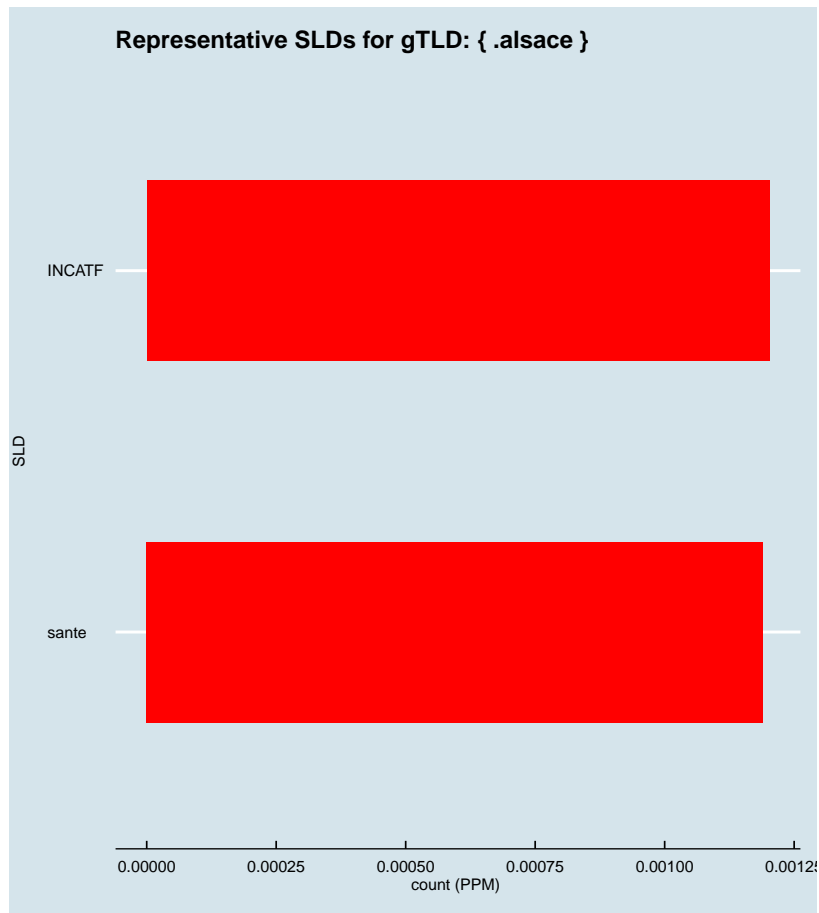


Figure 2.43: Representative SLDs for gTLD: { .alsace}. The *x* axis displays number of times (in parts per million) the corresponding SLD (*y* axis) was found in the gTLD.

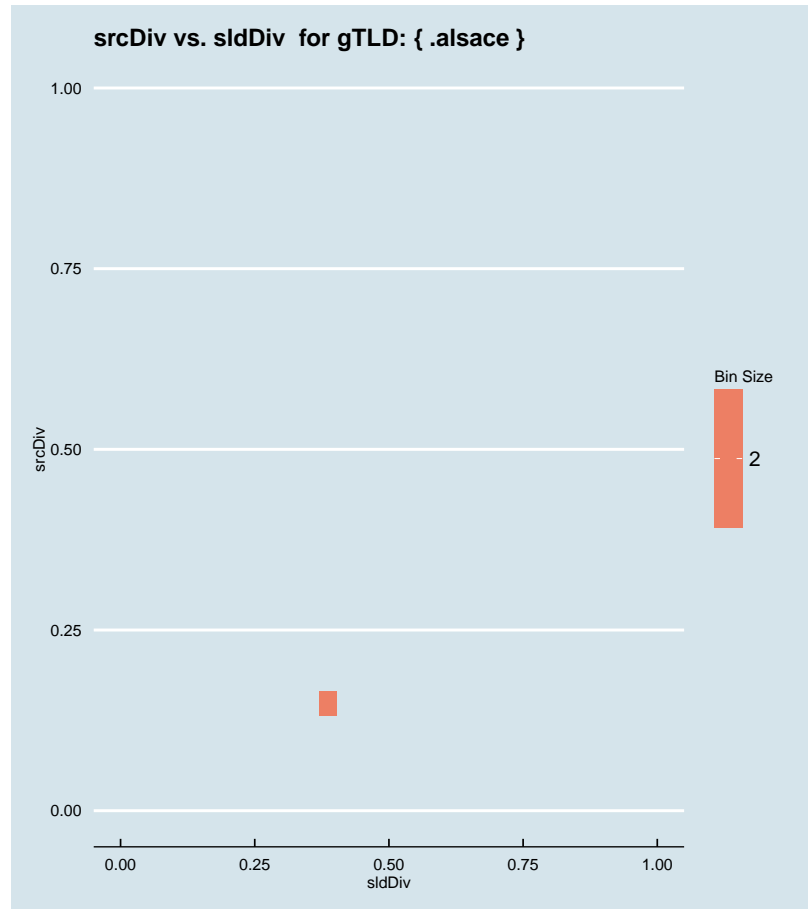


Figure 2.44: Binned scatter-plot of srcDiv and sldDiv for gTLD: { .alsace}.

### :: 2.43 Representative SLDs for gTLD: { .alstom }

In this section, we collect representative SLDs related to gTLD: 'alstom'. We found 5 unique SLDs after filtering. A total of 13523 records were considered representative and they are 78.431% of the gTLD dump. Since the total number of records for this gTLD is 13523, there are 0 non-representative records (NRep). In addition, this set comprises 5.54E-6 of the entire data-set. Table 2.23 shows the corresponding SLDs ordered by the level of importance. Figure 2.45 shows the record count (PPM) for each representative SLD. Figure 2.46 shows the binned scatter-plot of srcDiv and sldDiv.

► { .alstom }  
Total SLDs: 5  
a-sldDiv: 78.431%  
a-oR: 0.001%  
NRep: 0

Individual SLD descriptors for gTLD: {alstom}										
SLD	count	sldDiv	$\phi$ -sldDiv	ipcount	srcDiv	$\phi$ -srcDiv	oR	a-srcDiv	a-oR	rem
power	0.004	0.258	1.000	0.002	0.464	0.126	1.82E-6	0.258	1.82E-6	9072
INCATF	0.003	0.168	1.000	1.05E-4	0.036	0.004	1.19E-6	0.426	3.01E-6	6177
SHORTSLD	0.003	0.165	1.000	3.5E-5	0.012	6.91E-4	1.16E-6	0.591	4.18E-6	3335
transport	0.002	0.107	1.000	8.46E-4	0.458	0.125	7.58E-7	0.698	4.93E-6	1486
INCATD	0.001	0.086	1.000	7.3E-5	0.049	0.006	6.09E-7	0.784	5.54E-6	0

Table 2.23: Top 5 most significant SLDs for gTLD 'alstom'. The SLD list holds 78.431% of the entries found in the gTLD and 5.54E-6 of the total number of entries for the entire experiment. **count** represents the number of records found for the SLD (in parts per million). **sldDiv** is the raw count divided by the number of records of this gTLD dump file. **oR** is the ratio of raw count to the total number of records of the experiment.  **$\phi$ -sldDiv** represents the  $\phi$  percentile of sldDiv on the entire data-set. **a-srcDiv** is the cumulative srcDiv variable. **a-oR** is the cumulative oR.

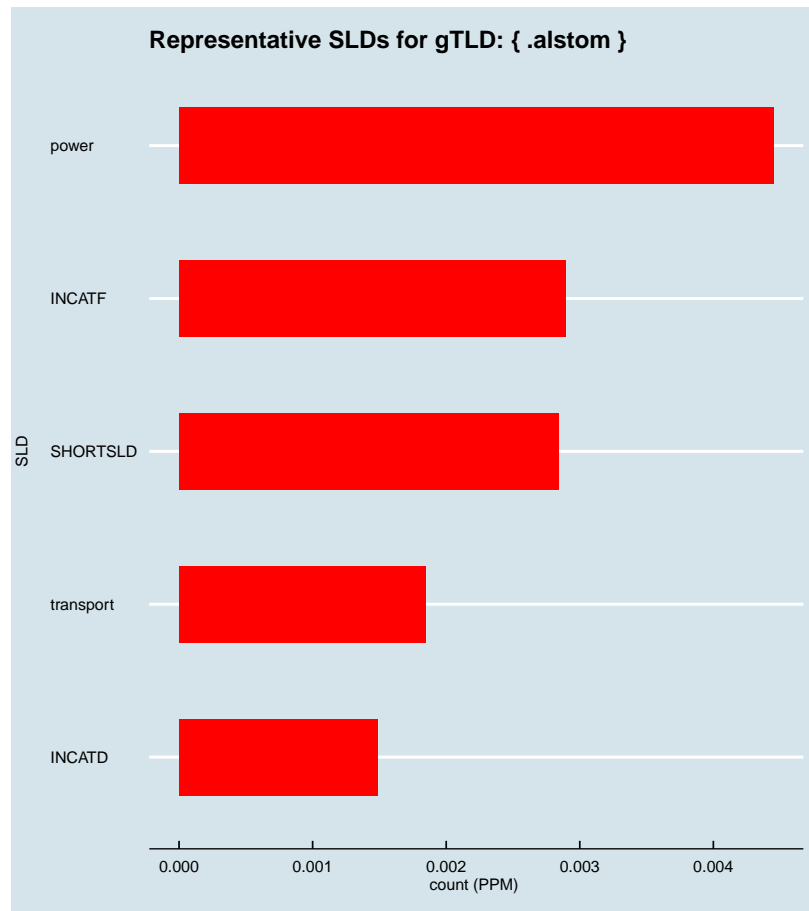


Figure 2.45: Representative SLDs for gTLD: { .alstom}. The  $x$  axis displays number of times (in parts per million) the corresponding SLD ( $y$  axis) was found in the gTLD.

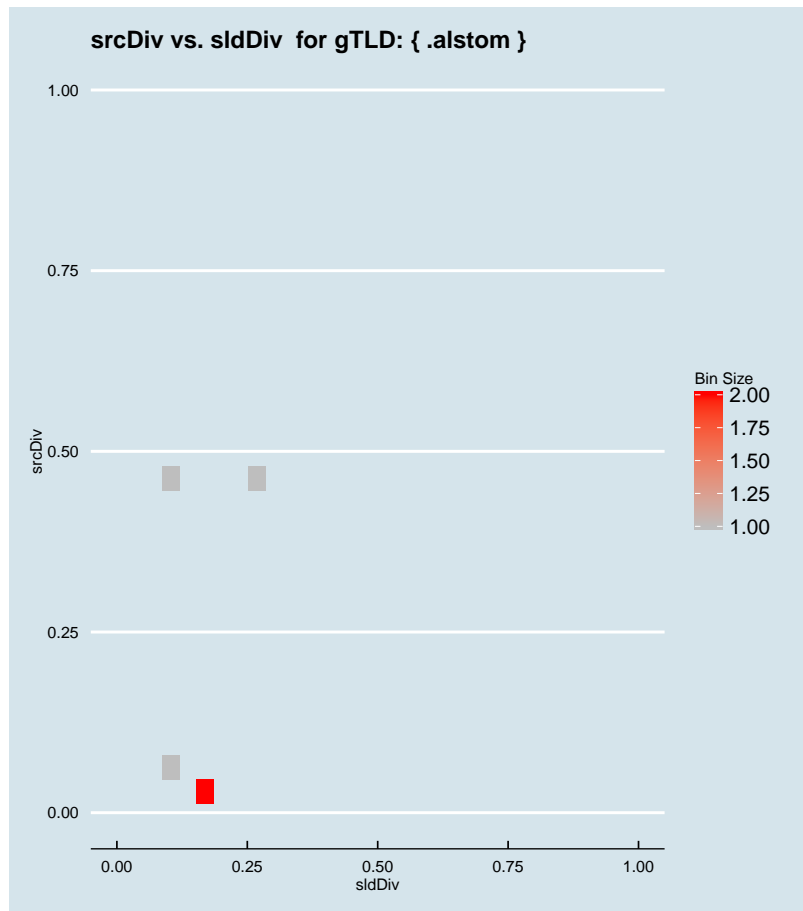


Figure 2.46: Binned scatter-plot of srcDiv and sldDiv for gTLD: { .alstom }.

### :: 2.44 Representative SLDs for gTLD: { .amazon }

In this section, we collect representative SLDs related to gTLD: 'amazon'. We found 26 unique SLDs after filtering. A total of 330019 records were considered representative and they are 89.707% of the gTLD dump. Since the total number of records for this gTLD is 330019, there are 0 non-representative records (NRep). In addition, this set comprises 1.35E-4 of the entire data-set. Table 2.24 shows the corresponding SLDs ordered by the level of importance. Figure 2.47 shows the record count (PPM) for each representative SLD. Figure 2.48 shows the binned scatter-plot of srcDiv and sldDiv.

► { .amazon }  
 Total SLDs: 26  
 a-sldDiv: 89.707%  
 a-oR: 0.014%  
 NRep: 0



Individual SLD descriptors for gTLD: {amazon}										
SLD	count	sldDiv	$\phi$ -sldDiv	ipcount	srcDiv	$\phi$ -srcDiv	oR	a-srcDiv	a-oR	rem
INCATE	0.142	0.385	1.000	0.031	0.222	0.051	5.81E-5	0.385	5.81E-5	188243
SHORTSLD	0.080	0.216	1.000	0.001	0.016	0.001	3.26E-5	0.602	9.07E-5	108615
190	0.027	0.073	1.000	1E-5	3.75E-4	4.51E-6	1.09E-5	0.674	1.02E-4	81928
186	0.012	0.034	1.000	1E-5	8.09E-4	1.26E-5	5.06E-6	0.708	1.07E-4	69572
201	0.008	0.022	0.999	1E-5	0.001	2.22E-5	3.37E-6	0.730	1.1E-4	61343
181	0.006	0.015	0.999	1.1E-5	0.002	4.97E-5	2.3E-6	0.746	1.12E-4	55725
RANDOM13	0.006	0.015	0.999	8.18E-4	0.147	0.030	2.28E-6	0.761	1.15E-4	50152
200	0.005	0.014	0.999	9E-6	0.002	4.03E-5	2.14E-6	0.775	1.17E-4	44932
187	0.005	0.013	0.999	1E-5	0.002	5.65E-5	1.89E-6	0.787	1.19E-4	40312
189	0.004	0.012	0.999	1.1E-5	0.002	7.27E-5	1.81E-6	0.800	1.21E-4	35884
INVALID	0.004	0.010	0.999	6.14E-4	0.170	0.037	1.48E-6	0.809	1.22E-4	32271
188	0.004	0.010	0.999	1.1E-5	0.003	9.9E-5	1.46E-6	0.819	1.23E-4	28719
117	0.003	0.008	0.999	9E-6	0.003	9.32E-5	1.24E-6	0.827	1.25E-4	25695
122	0.003	0.008	0.999	1E-5	0.003	1.11E-4	1.21E-6	0.835	1.26E-4	22742
151	0.002	0.006	0.999	8E-6	0.004	1.26E-4	8.83E-7	0.841	1.27E-4	20587
178	0.002	0.006	0.999	9E-6	0.004	1.46E-4	8.83E-7	0.847	1.28E-4	18433
177	0.002	0.006	0.999	8E-6	0.004	1.27E-4	8.79E-7	0.853	1.29E-4	16289
webservice...	0.002	0.006	0.999	4.06E-4	0.192	0.042	8.68E-7	0.859	1.29E-4	14171
INCATF	0.002	0.006	0.999	2.1E-4	0.101	0.017	8.54E-7	0.864	1.3E-4	12086
powa	0.002	0.006	0.999	8E-6	0.004	1.34E-4	8.38E-7	0.870	1.31E-4	10041
109	0.002	0.005	0.999	9E-6	0.005	1.79E-4	7.61E-7	0.875	1.32E-4	8185
217	0.002	0.005	0.999	1E-5	0.006	2.2E-4	7.29E-7	0.880	1.33E-4	6407
RANDOM10	0.002	0.005	0.999	1.85E-4	0.106	0.018	7.14E-7	0.884	1.33E-4	4664
212	0.002	0.004	0.999	9E-6	0.006	2.14E-4	6.68E-7	0.889	1.34E-4	3034
213	0.002	0.004	0.999	9E-6	0.006	2.3E-4	6.36E-7	0.893	1.35E-4	1483
astore	0.001	0.004	0.998	0.001	0.766	0.262	6.08E-7	0.897	1.35E-4	0

Table 2.24: Top 26 most significant SLDs for gTLD 'amazon'. The SLD list holds 89.707% of the entries found in the gTLD and  $1.35E-4$  of the total number of entries for the entire experiment. **count** represents the number of records found for the SLD (in parts per million). **sldDiv** is the raw count divided by the number of records of this gTLD dump file. **oR** is the ratio of raw count to the total number of records of the experiment.  **$\phi$ -sldDiv** represents the  $\phi$  percentile of sldDiv on the entire data-set. **a-srcDiv** is the cumulative srcDiv variable. **a-oR** is the cumulative oR.

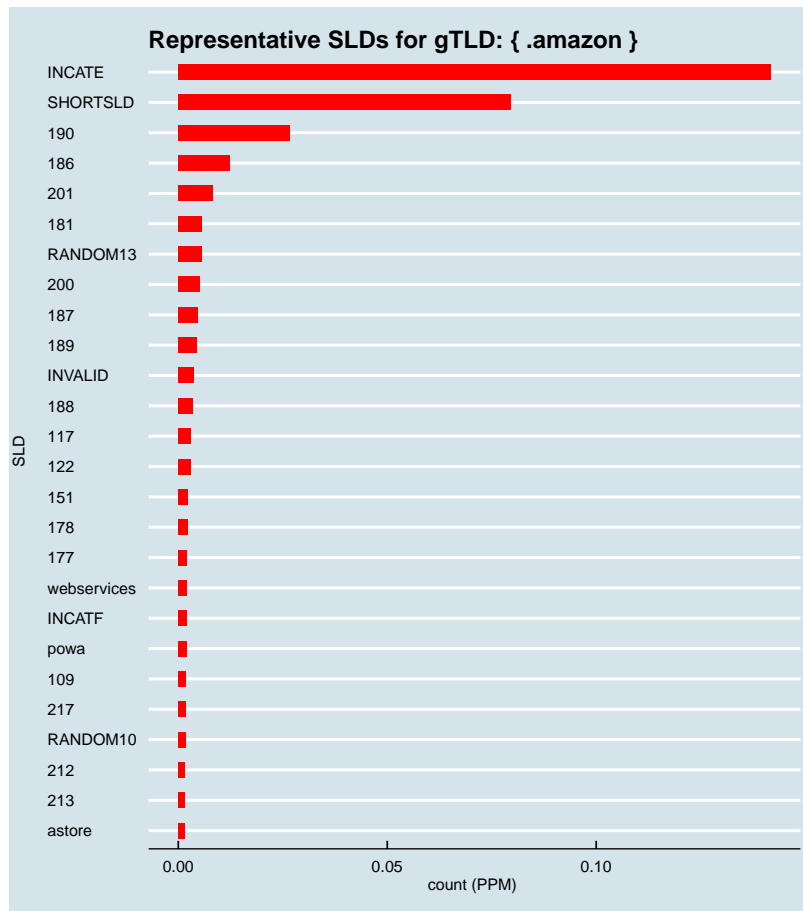


Figure 2.47: Representative SLDs for gTLD: { .amazon }. The *x* axis displays number of times (in parts per million) the corresponding SLD (*y* axis) was found in the gTLD.

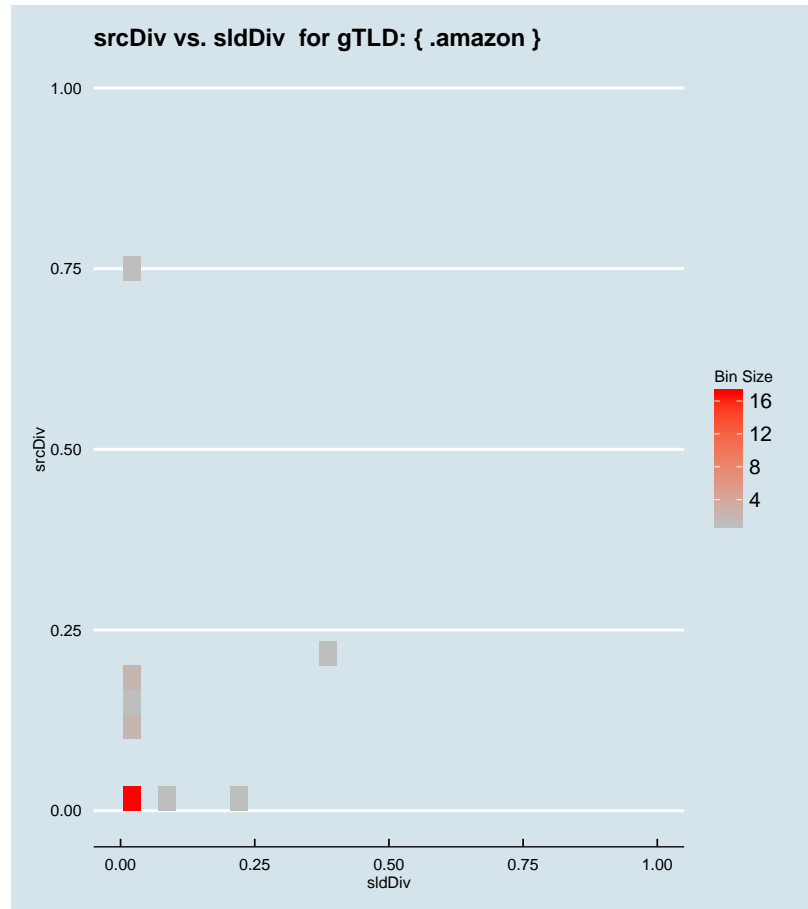


Figure 2.48: Binned scatter-plot of srcDiv and sldDiv for gTLD: { .amazon }.

### :: 2.45 Representative SLDs for gTLD: { .americanexpress }

In this section, we collect representative SLDs related to gTLD: 'americanexpress'. We found 2 unique SLDs after filtering. A total of 6843 records were considered representative and they are 87.708% of the gTLD dump. Since the total number of records for this gTLD is 6843, there are 0 non-representative records (NRep). In addition, this set comprises 2.8E-6 of the entire data-set. Table 2.25 shows the corresponding SLDs ordered by the level of importance. Figure 2.49 shows the record count (PPM) for each representative SLD. Figure 2.50 shows the binned scatter-plot of srcDiv and sldDiv.

► { .americanexpress }  
Total SLDs: 2  
a-sldDiv: 87.708%  
a-oR: 0.000%  
NRep: 0



Individual SLD descriptors for gTLD: {americanexpress}										
SLD	count	sldDiv	$\phi$ -sldDiv	ipcount	srcDiv	$\phi$ -srcDiv	oR	a-srcDiv	a-oR	rem
INCATE	0.005	0.672	1.000	0.003	0.592	0.192	2.15E-6	0.672	2.15E-6	1598
INCATC	0.002	0.205	1.000	8.31E-4	0.520	0.178	6.55E-7	0.877	2.8E-6	0

Table 2.25: Top 2 most significant SLDs for gTLD 'americanexpress'. The SLD list holds 87.708% of the entries found in the gTLD and 2.8E-6 of the total number of entries for the entire experiment. **count** represents the number of records found for the SLD (in parts per million). **sldDiv** is the raw count divided by the number of records of this gTLD dump file. **oR** is the ratio of raw count to the total number of records of the experiment.  $\phi$ -**sldDiv** represents the  $\phi$  percentile of sldDiv on the entire data-set. **a-srcDiv** is the cumulative srcDiv variable. **a-oR** is the cumulative oR.

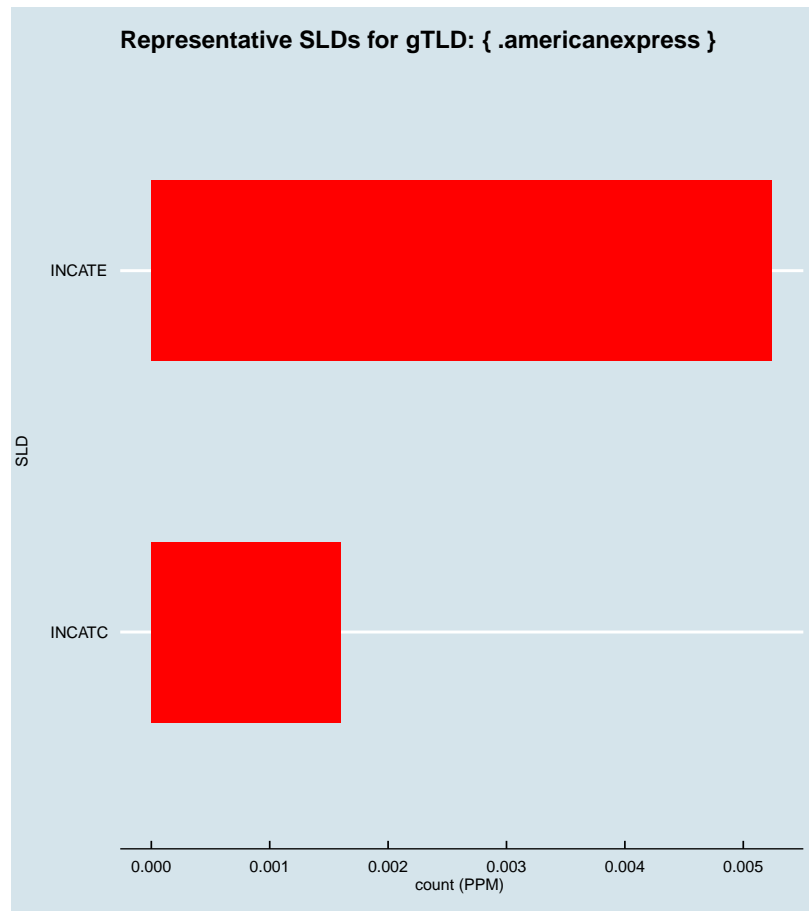


Figure 2.49: Representative SLDs for gTLD: { .americanexpress }. The  $x$  axis displays number of times (in parts per million) the corresponding SLD ( $y$  axis) was found in the gTLD.

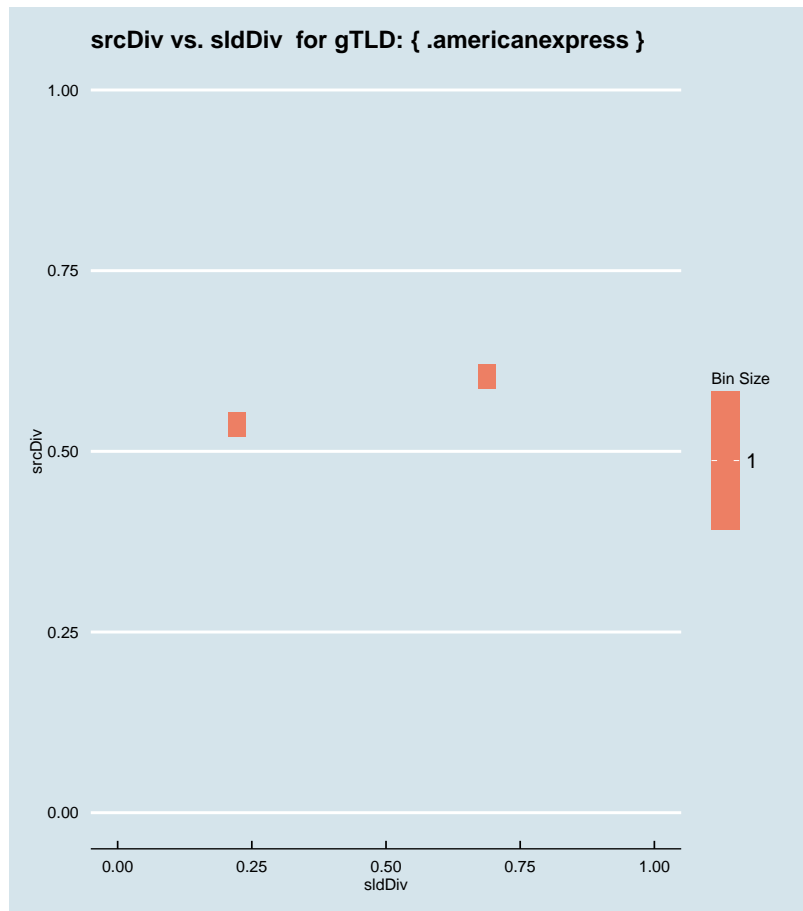


Figure 2.50: Binned scatter-plot of srcDiv and sldDiv for gTLD: {.americanexpress}.

### :: 2.46 Representative SLDs for gTLD: {.americanfamily}

In this section, we collect representative SLDs related to gTLD: 'americanfamily'. We found 0 unique SLDs after filtering. A total of 0 records were considered representative and they are 0.000% of the gTLD dump. Since the total number of records for this gTLD is 0, there are 0 non-representative records (NRep). In addition, this set comprises 0E0 of the entire data-set.

► {.americanfamily}  
 Total SLDs: 0  
 a-sldDiv: 0.000%  
 a-oR: 0.000%  
 NRep: 0

### :: 2.47 Representative SLDs for gTLD: {.amex}

In this section, we collect representative SLDs related to gTLD: 'amex'. We found 2

► {.amex}  
 Total SLDs: 2  
 a-sldDiv: 37.157%  
 a-oR: 0.000%  
 NRep: 0

unique SLDs after filtering. A total of 2912 records were considered representative and they are 37.157% of the gTLD dump. Since the total number of records for this gTLD is 2912, there are 0 non-representative records (NRep). In addition, this set comprises  $1.19\text{E}-6$  of the entire data-set. Table 2.26 shows the corresponding SLDs ordered by the level of importance. Figure 2.51 shows the record count (PPM) for each representative SLD. Figure 2.52 shows the binned scatter-plot of srcDiv and sldDiv.

Individual SLD descriptors for gTLD: {amex}										
SLD	count	sldDiv	$\phi$ -sldDiv	ipcount	srcDiv	$\phi$ -srcDiv	oR	a-srcDiv	a-oR	rem
INCATF	0.002	0.204	1.000	$1.3\text{E}-4$	0.081	0.012	$6.54\text{E}-7$	0.204	$6.54\text{E}-7$	1315
RANDOM13	0.001	0.168	1.000	$1.98\text{E}-4$	0.151	0.031	$5.39\text{E}-7$	0.372	$1.19\text{E}-6$	0

Table 2.26: Top 2 most significant SLDs for gTLD 'amex'. The SLD list holds 37.157% of the entries found in the gTLD and  $1.19\text{E}-6$  of the total number of entries for the entire experiment. **count** represents the number of records found for the SLD (in parts per million). **sldDiv** is the raw count divided by the number of records of this gTLD dump file. **oR** is the ratio of raw count to the total number of records of the experiment.  **$\phi$ -sldDiv** represents the  $\phi$  percentile of sldDiv on the entire data-set. **a-srcDiv** is the cumulative srcDiv variable. **a-oR** is the cumulative oR.

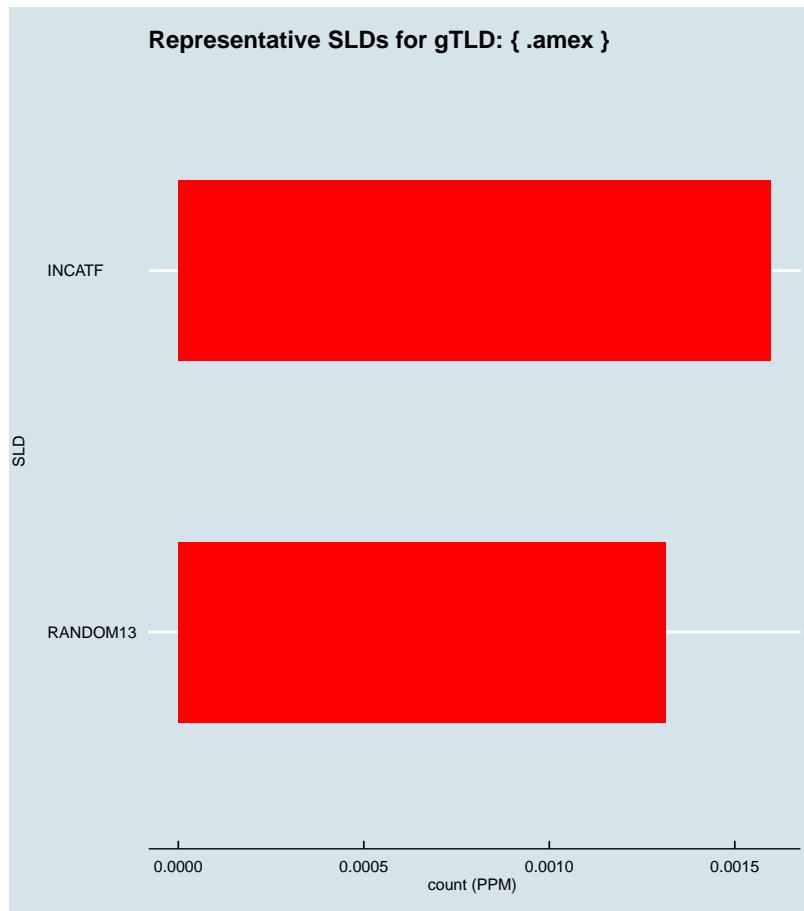


Figure 2.51: Representative SLDs for gTLD: { .amex }. The x axis displays number of times (in parts per million) the corresponding SLD (y axis) was found in the gTLD.



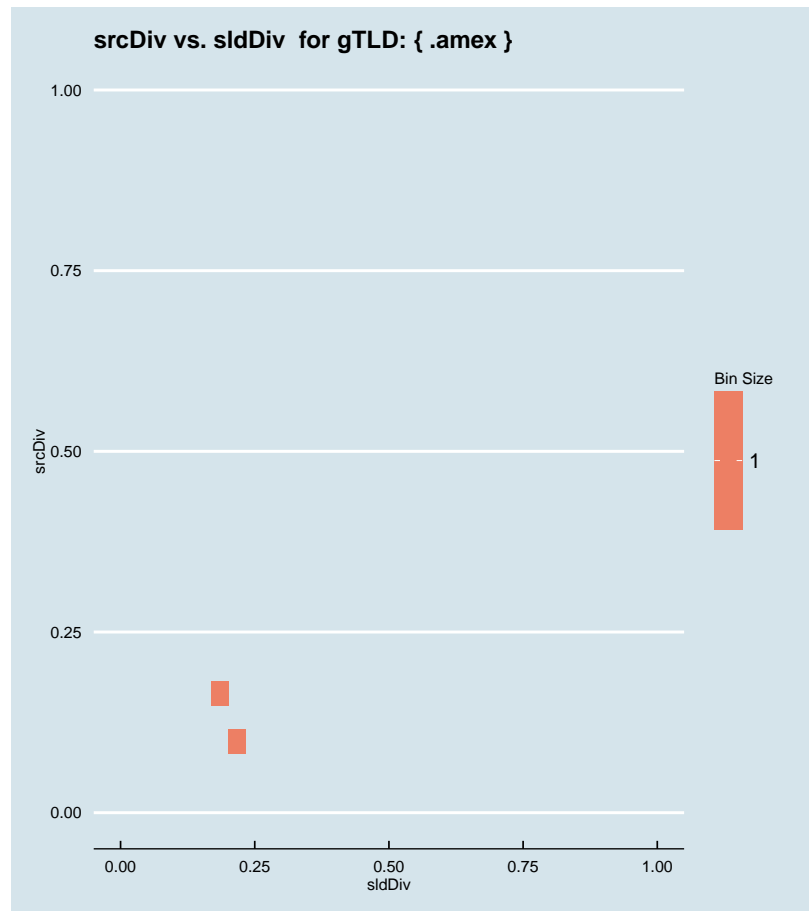


Figure 2.52: Binned scatter-plot of srcDiv and sldDiv for gTLD: { .amex }.

### :: 2.48 Representative SLDs for gTLD: { .amfam }

In this section, we collect representative SLDs related to gTLD: 'amfam'. We found 0 unique SLDs after filtering. A total of 0 records were considered representative and they are 0.000% of the gTLD dump. Since the total number of records for this gTLD is 0, there are 0 non-representative records (NRep). In addition, this set comprises 0E0 of the entire data-set.

► { .amfam }  
Total SLDs: 0  
a-sldDiv: 0.000%  
a-oR: 0.000%  
NRep: 0

### :: 2.49 Representative SLDs for gTLD: { .amica }

In this section, we collect representative SLDs related to gTLD: 'amica'. We found 0

► { .amica }  
Total SLDs: 0  
a-sldDiv: 0.000%  
a-oR: 0.000%  
NRep: 0

unique SLDs after filtering. A total of 0 records were considered representative and they are 0.000% of the gTLD dump. Since the total number of records for this gTLD is 0, there are 0 non-representative records (NRep). In addition, this set comprises 0E0 of the entire data-set.

## :: 2.50 Representative SLDs for gTLD: {.amp}

In this section, we collect representative SLDs related to gTLD: 'amp'. We found 14 unique SLDs after filtering. A total of 66872 records were considered representative and they are 77.164% of the gTLD dump. Since the total number of records for this gTLD is 66872, there are 0 non-representative records (NRep). In addition, this set comprises 2.74E-5 of the entire data-set. Table 2.27 shows the corresponding SLDs ordered by the level of importance. Figure 2.53 shows the record count (PPM) for each representative SLD. Figure 2.54 shows the binned scatter-plot of srcDiv and sldDiv.

► {.amp}  
 Total SLDs: 14  
 a-sldDiv: 77.164%  
 a-oR: 0.003%  
 NRep: 0

Individual SLD descriptors for gTLD: {.amp}										
SLD	count	sldDiv	$\phi$ -sldDiv	ipcount	srcDiv	$\phi$ -srcDiv	oR	a-srcDiv	a-oR	rem
RANDOM10	0.012	0.138	1.000	5.33E-4	0.045	0.005	4.89E-6	0.138	4.89E-6	54948
INVALID	0.012	0.138	1.000	6.95E-4	0.058	0.008	4.89E-6	0.275	9.77E-6	43026
INCATF	0.009	0.105	1.000	5.61E-4	0.061	0.008	3.75E-6	0.381	1.35E-5	33885
INCATB	0.007	0.083	1.000	7.65E-4	0.106	0.019	2.95E-6	0.464	1.65E-5	26694
bravobippu...	0.005	0.054	1.000	1.01E-4	0.022	0.002	1.92E-6	0.518	1.84E-5	21998
sarserver0...	0.004	0.047	1.000	2.05E-4	0.051	0.006	1.66E-6	0.564	2E-5	17957
RANDOM13	0.003	0.036	1.000	4.87E-4	0.156	0.032	1.28E-6	0.600	2.13E-5	14833
INCATD	0.003	0.033	1.000	3.25E-4	0.112	0.020	1.19E-6	0.634	2.25E-5	11931
sarserver0...	0.003	0.031	1.000	1.13E-4	0.042	0.004	1.11E-6	0.665	2.36E-5	9212
wpad	0.003	0.030	1.000	4.42E-4	0.169	0.037	1.07E-6	0.695	2.47E-5	6603
isatap	0.002	0.023	0.999	5.19E-4	0.264	0.067	8.05E-7	0.718	2.55E-5	4638
bark	0.002	0.020	0.999	4.1E-5	0.024	0.002	7.11E-7	0.738	2.62E-5	2903
SHORTSLD	0.002	0.019	0.999	4.6E-4	0.273	0.070	6.91E-7	0.758	2.69E-5	1217
main	0.001	0.014	0.999	6.1E-5	0.050	0.006	4.99E-7	0.772	2.74E-5	0

Table 2.27: Top 14 most significant SLDs for gTLD 'amp'. The SLD list holds 77.164% of the entries found in the gTLD and 2.74E-5 of the total number of entries for the entire experiment. **count** represents the number of records found for the SLD (in parts per million). **sldDiv** is the raw count divided by the number of records of this gTLD dump file. **oR** is the ratio of raw count to the total number of records of the experiment.  **$\phi$ -sldDiv** represents the  $\phi$  percentile of sldDiv on the entire data-set. **a-srcDiv** is the cumulative srcDiv variable. **a-oR** is the cumulative oR.

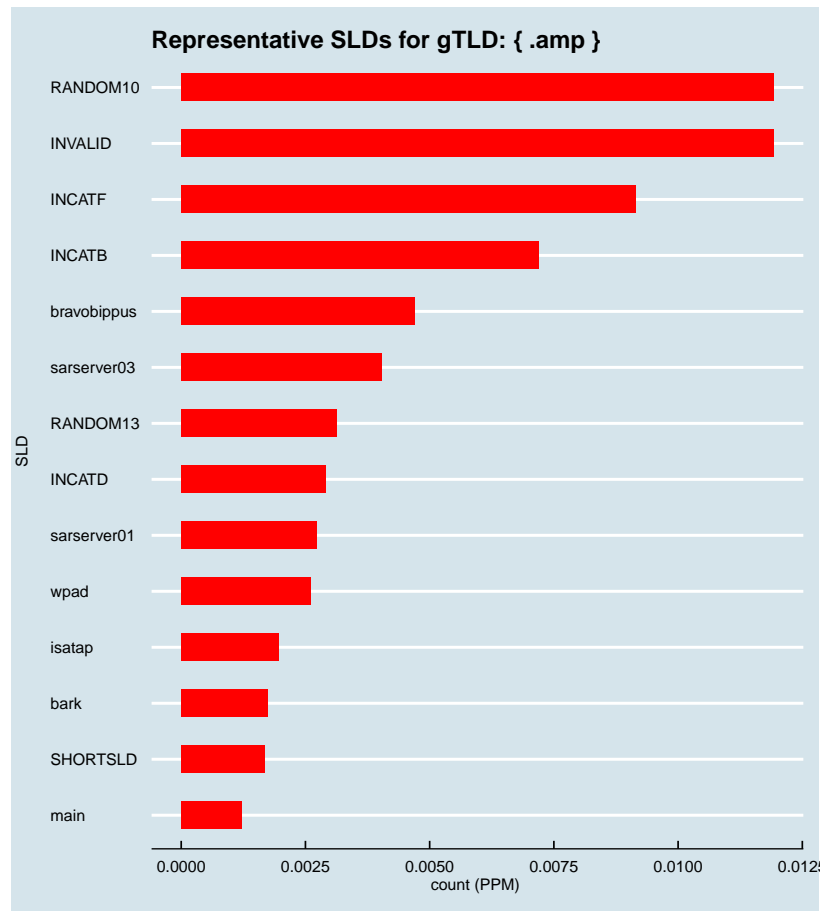


Figure 2.53: Representative SLDs for gTLD: { .amp}. The x axis displays number of times (in parts per million) the corresponding SLD (y axis) was found in the gTLD.

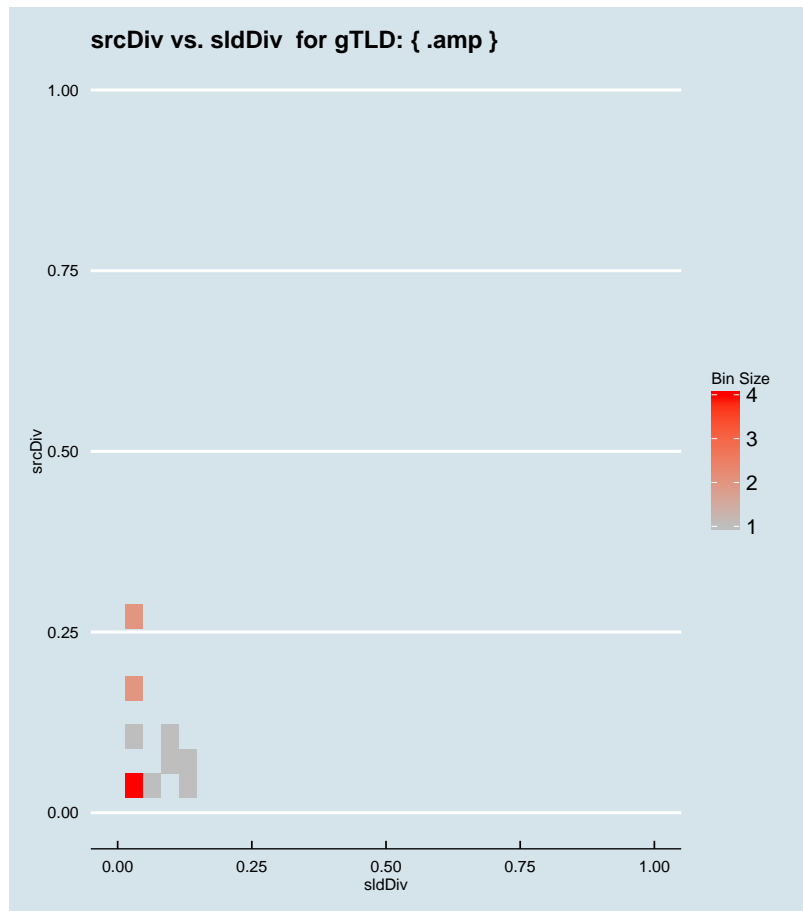


Figure 2.54: Binned scatter-plot of srcDiv and sldDiv for gTLD: {.amp}.

### :: 2.51 Representative SLDs for gTLD: {.amsterdam}

In this section, we collect representative SLDs related to gTLD: 'amsterdam'. We found 5 unique SLDs after filtering. A total of 17422 records were considered representative and they are 53.212% of the gTLD dump. Since the total number of records for this gTLD is 17422, there are 0 non-representative records (NRep). In addition, this set comprises 7.14E-6 of the entire data-set. Table 2.28 shows the corresponding SLDs ordered by the level of importance. Figure 2.55 shows the record count (PPM) for each representative SLD. Figure 2.56 shows the binned scatter-plot of srcDiv and sldDiv.

► {.amsterdam}  
 Total SLDs: 5  
 a-sldDiv: 53.212%  
 a-oR: 0.001%  
 NRep: 0

Individual SLD descriptors for gTLD: {.amsterdam}										
SLD	count	sldDiv	$\phi$ -sldDiv	ipcount	srcDiv	$\phi$ -srcDiv	oR	a-srcDiv	a-oR	rem
RANDOM10	0.005	0.147	1.000	2.67E-4	0.055	0.007	1.98E-6	0.147	1.98E-6	12594
RANDOM13	0.004	0.118	1.000	3.42E-4	0.088	0.014	1.59E-6	0.266	3.56E-6	8726
INCATB	0.004	0.115	1.000	3.42E-4	0.091	0.015	1.54E-6	0.380	5.1E-6	4967
INVALID	0.003	0.078	1.000	2.16E-4	0.085	0.013	1.04E-6	0.458	6.15E-6	2419
INCATF	0.002	0.074	1.000	1.51E-4	0.062	0.008	9.91E-7	0.532	7.14E-6	0

Table 2.28: Top 5 most significant SLDs for gTLD 'amsterdam'. The SLD list holds 53.212% of the entries found in the gTLD and  $7.14E-6$  of the total number of entries for the entire experiment. **count** represents the number of records found for the SLD (in parts per million). **sldDiv** is the raw count divided by the number of records of this gTLD dump file. **oR** is the ratio of raw count to the total number of records of the experiment.  **$\phi$ -sldDiv** represents the  $\phi$  percentile of sldDiv on the entire data-set. **a-srcDiv** is the cumulative srcDiv variable. **a-oR** is the cumulative oR.

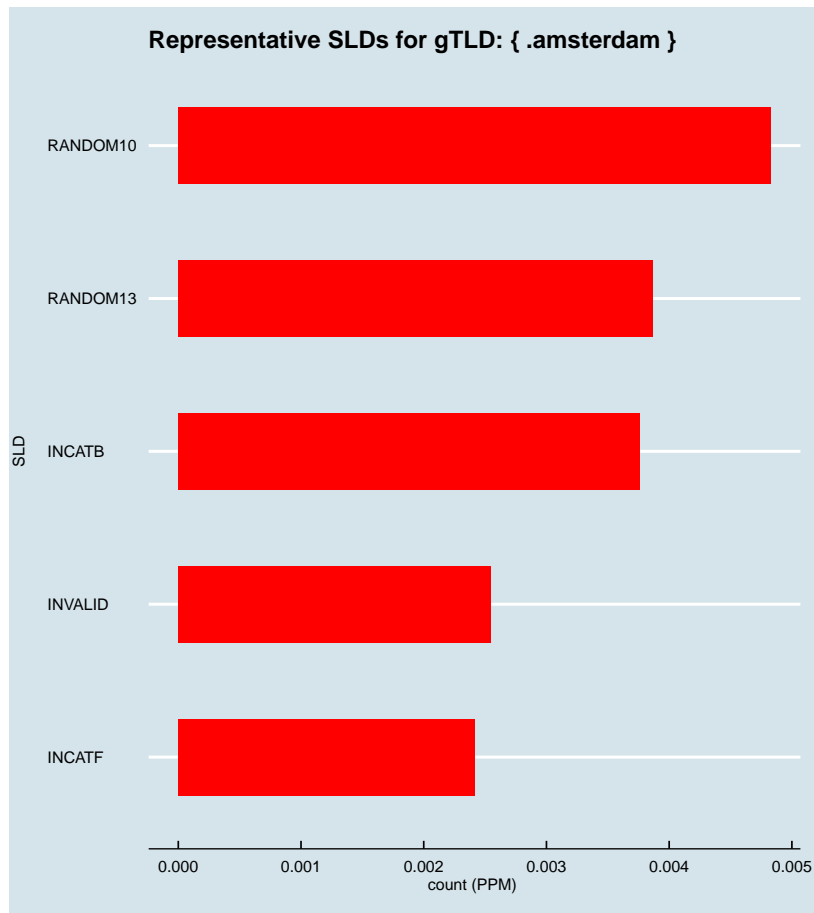


Figure 2.55: Representative SLDs for gTLD: { .amsterdam }. The x axis displays number of times (in parts per million) the corresponding SLD (y axis) was found in the gTLD.

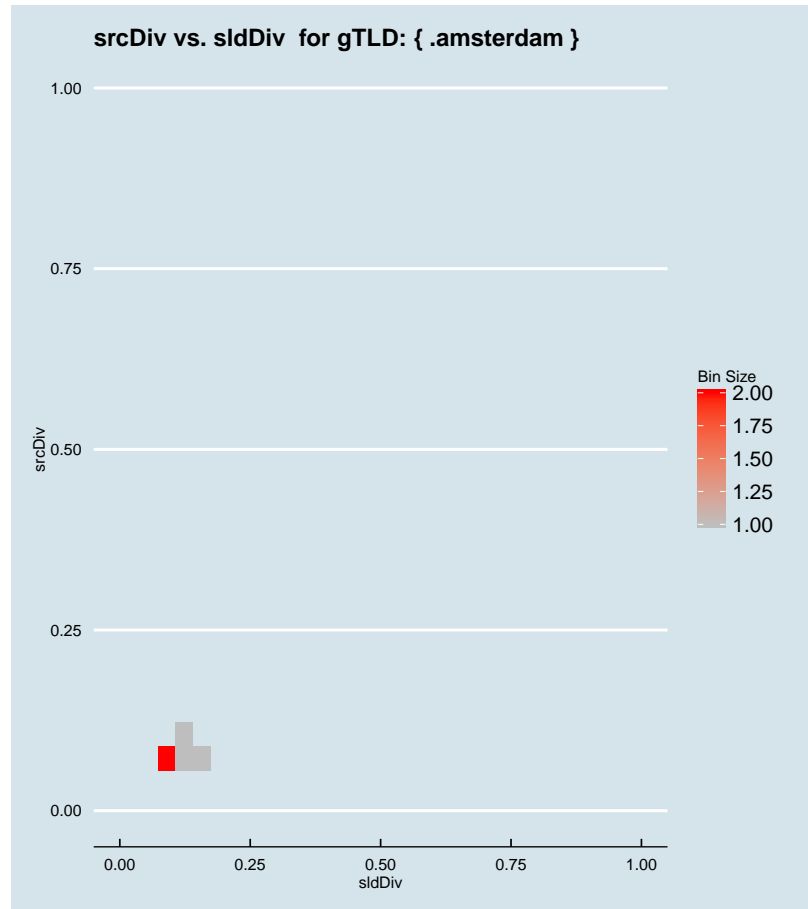


Figure 2.56: Binned scatter-plot of srcDiv and sldDiv for gTLD: { .amsterdam }.

## :: 2.52 Representative SLDs for gTLD: { .analytics }

In this section, we collect representative SLDs related to gTLD: 'analytics'. We found 1 unique SLDs after filtering. A total of 1278 records were considered representative and they are 26.642% of the gTLD dump. Since the total number of records for this gTLD is 1278, there are 0 non-representative records (NRep). In addition, this set comprises  $5.24E-7$  of the entire data-set. Table 2.29 shows the corresponding SLDs ordered by the level of importance. Figure 2.57 shows the record count (PPM) for each representative SLD. Figure 2.58 shows the binned scatter-plot of srcDiv and sldDiv.

► { .analytics }  
Total SLDs: 1  
a-sldDiv: 26.642%  
a-oR: 0.000%  
NRep: 0

Individual SLD descriptors for gTLD: {analytics}										
SLD	count	sldDiv	$\phi$ -sldDiv	ipcount	srcDiv	$\phi$ -srcDiv	oR	a-srcDiv	a-oR	rem
RANDOM13	0.001	0.266	1.000	3.96E-4	0.310	0.079	5.24E-7	0.266	5.24E-7	0

Table 2.29: Top 1 most significant SLDs for gTLD 'analytics'. The SLD list holds 26.642% of the entries found in the gTLD and 5.24E-7 of the total number of entries for the entire experiment. **count** represents the number of records found for the SLD (in parts per million). **sldDiv** is the raw count divided by the number of records of this gTLD dump file. **oR** is the ratio of raw count to the total number of records of the experiment.  $\phi$ -**sldDiv** represents the  $\phi$  percentile of sldDiv on the entire data-set. **a-srcDiv** is the cumulative srcDiv variable. **a-oR** is the cumulative oR.






Figure 2.57: Representative SLDs for gTLD: { .analytics}. The  $x$  axis displays number of times (in parts per million) the corresponding SLD ( $y$  axis) was found in the gTLD.

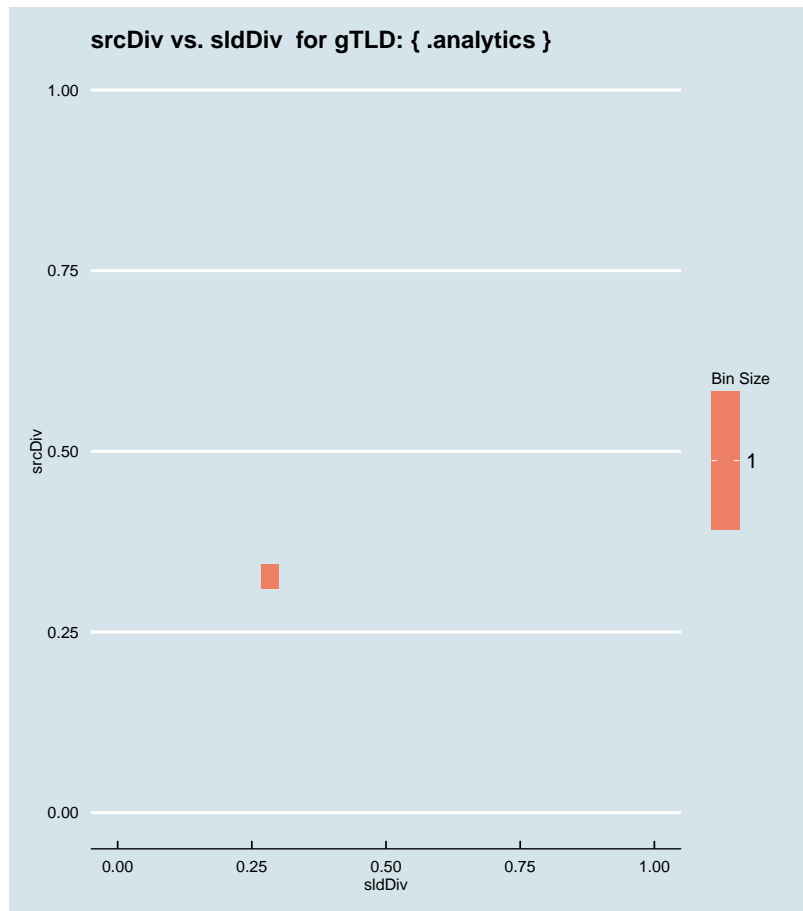


Figure 2.58: Binned scatter-plot of srcDiv and sldDiv for gTLD: { .analytics }.

### :: 2.53 Representative SLDs for gTLD: { .and }

In this section, we collect representative SLDs related to gTLD: 'and'. We found 13 unique SLDs after filtering. A total of 165796 records were considered representative and they are 71.964% of the gTLD dump. Since the total number of records for this gTLD is 165796, there are 0 non-representative records (NRep). In addition, this set comprises 6.79E-5 of the entire data-set. Table 2.30 shows the corresponding SLDs ordered by the level of importance. Figure 2.59 shows the record count (PPM) for each representative SLD. Figure 2.60 shows the binned scatter-plot of srcDiv and sldDiv.

► { .and }  
 Total SLDs: 13  
 a-sldDiv: 71.964%  
 a-oR: 0.007%  
 NRep: 0

Individual SLD descriptors for gTLD: {.and}										
SLD	count	sldDiv	$\phi$ -sldDiv	ipcount	srcDiv	$\phi$ -srcDiv	oR	a-srcDiv	a-oR	rem
INVALID	0.089	0.385	1.000	0.003	0.037	0.004	3.63E-5	0.385	3.63E-5	77111
INCATB	0.029	0.127	1.000	0.007	0.235	0.055	1.2E-5	0.512	4.83E-5	47948
INCATC	0.010	0.042	1.000	0.004	0.440	0.121	4.01E-6	0.554	5.23E-5	38161
RANDOM10	0.009	0.039	1.000	0.002	0.177	0.039	3.66E-6	0.593	5.6E-5	29238
RANDOM13	0.009	0.038	1.000	7.92E-4	0.091	0.015	3.55E-6	0.630	5.95E-5	20574
INCATF	0.005	0.020	0.999	3.16E-4	0.070	0.010	1.85E-6	0.650	6.14E-5	16066
INCATE	0.004	0.018	0.999	0.002	0.595	0.193	1.71E-6	0.668	6.31E-5	11902
SHORTSLD	0.004	0.015	0.999	0.002	0.537	0.181	1.44E-6	0.683	6.45E-5	8395
yeah	0.002	0.010	0.999	0.002	0.850	0.286	9.01E-7	0.693	6.54E-5	6196
wpad	0.002	0.008	0.999	5.58E-4	0.320	0.081	7.16E-7	0.700	6.61E-5	4450
INCATD	0.002	0.007	0.999	1.09E-4	0.064	0.009	7.03E-7	0.708	6.68E-5	2734
alfacapita...	0.001	0.006	0.999	1.1E-4	0.076	0.011	5.96E-7	0.714	6.74E-5	1279
feed	0.001	0.006	0.999	0.001	0.809	0.276	5.24E-7	0.720	6.79E-5	0

Table 2.30: Top 13 most significant SLDs for gTLD 'and'. The SLD list holds 71.964% of the entries found in the gTLD and  $6.79E-5$  of the total number of entries for the entire experiment. **count** represents the number of records found for the SLD (in parts per million). **sldDiv** is the raw count divided by the number of records of this gTLD dump file. **oR** is the ratio of raw count to the total number of records of the experiment.  **$\phi$ -sldDiv** represents the  $\phi$  percentile of sldDiv on the entire data-set. **a-srcDiv** is the cumulative srcDiv variable. **a-oR** is the cumulative oR.

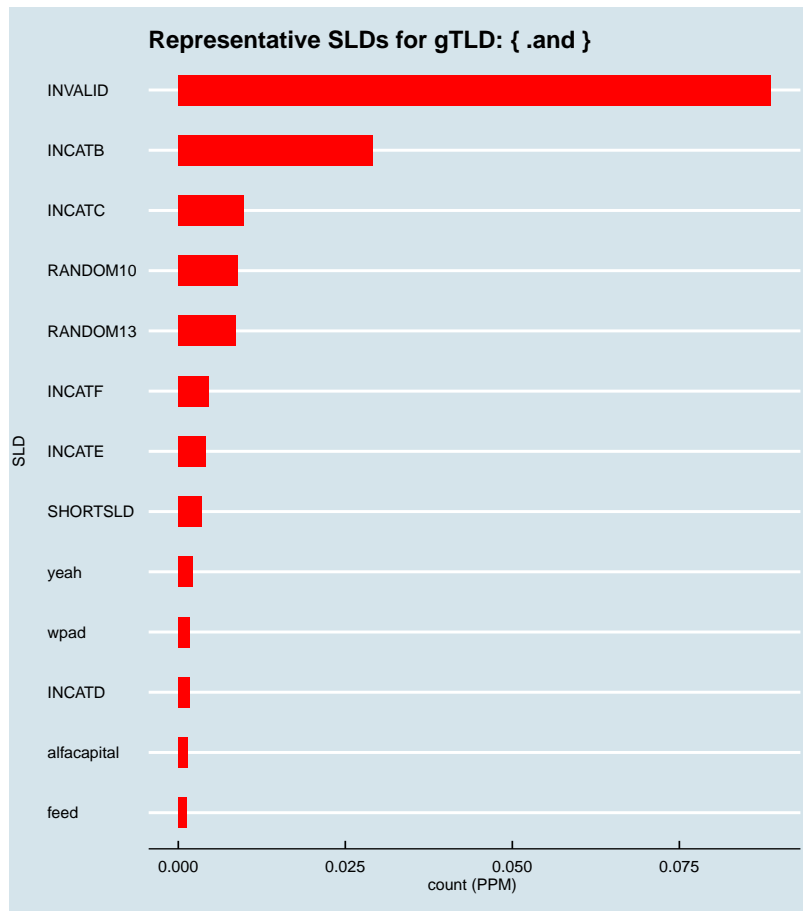


Figure 2.59: Representative SLDs for gTLD: { .and}. The  $x$  axis displays number of times (in parts per million) the corresponding SLD ( $y$  axis) was found in the gTLD.

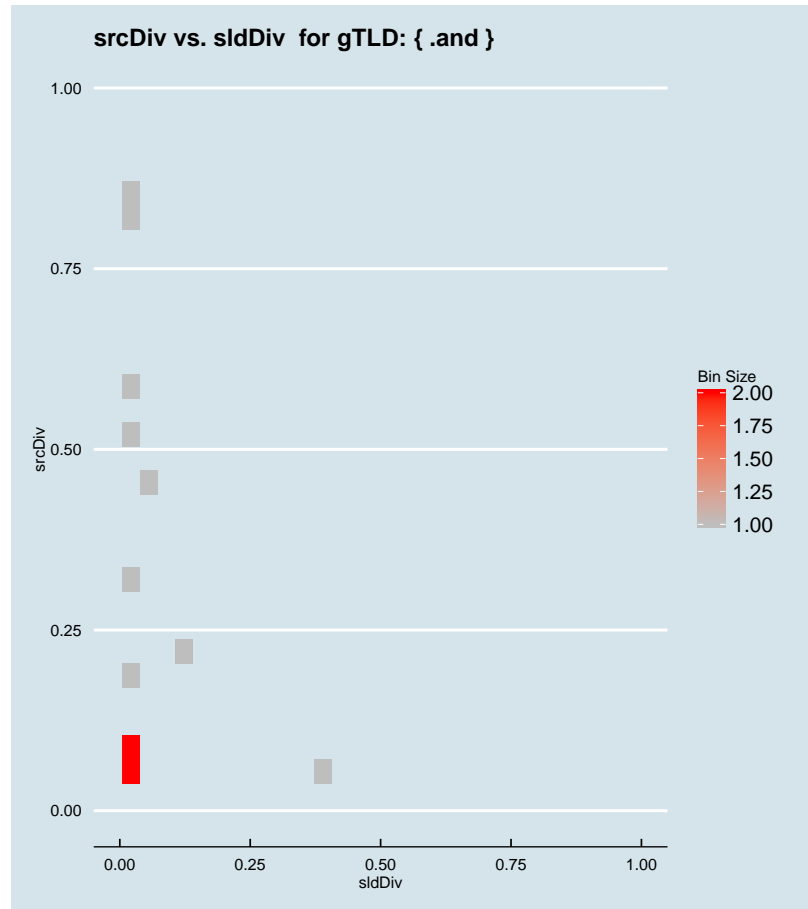


Figure 2.60: Binned scatter-plot of srcDiv and sldDiv for gTLD: { .and }.

## :: 2.54 Representative SLDs for gTLD: { .android }

In this section, we collect representative SLDs related to gTLD: 'android'. We found 6 unique SLDs after filtering. A total of 15071 records were considered representative and they are 64.023% of the gTLD dump. Since the total number of records for this gTLD is 15071, there are 0 non-representative records (NRep). In addition, this set comprises 6.18E-6 of the entire data-set. Table 2.31 shows the corresponding SLDs ordered by the level of importance. Figure 2.61 shows the record count (PPM) for each representative SLD. Figure 2.62 shows the binned scatter-plot of srcDiv and sldDiv.

► { .android }  
Total SLDs: 6  
a-sldDiv: 64.023%  
a-oR: 0.001%  
NRep: 0

Individual SLD descriptors for gTLD: {android}										
SLD	count	sldDiv	$\phi$ -sldDiv	ipcount	srcDiv	$\phi$ -srcDiv	oR	a-srcDiv	a-oR	rem
INCATC	0.004	0.159	1.000	0.002	0.609	0.200	1.53E-6	0.159	1.53E-6	11330
RANDOM10	0.003	0.125	1.000	5.07E-4	0.172	0.037	1.21E-6	0.284	2.74E-6	8381
RANDOM13	0.002	0.100	1.000	5.3E-4	0.225	0.053	9.65E-7	0.384	3.71E-6	6026
developer	0.002	0.092	1.000	0.002	0.713	0.237	8.86E-7	0.476	4.59E-6	3864
INVALID	0.002	0.085	1.000	3.36E-4	0.169	0.037	8.16E-7	0.561	5.41E-6	1874
INCATE	0.002	0.080	1.000	0.001	0.723	0.241	7.68E-7	0.640	6.18E-6	0

Table 2.31: Top 6 most significant SLDs for gTLD 'android'. The SLD list holds 64.023% of the entries found in the gTLD and 6.18E-6 of the total number of entries for the entire experiment. **count** represents the number of records found for the SLD (in parts per million). **sldDiv** is the raw count divided by the number of records of this gTLD dump file. **oR** is the ratio of raw count to the total number of records of the experiment.  $\phi$ -**sldDiv** represents the  $\phi$  percentile of sldDiv on the entire data-set. **a-srcDiv** is the cumulative srcDiv variable. **a-oR** is the cumulative oR.

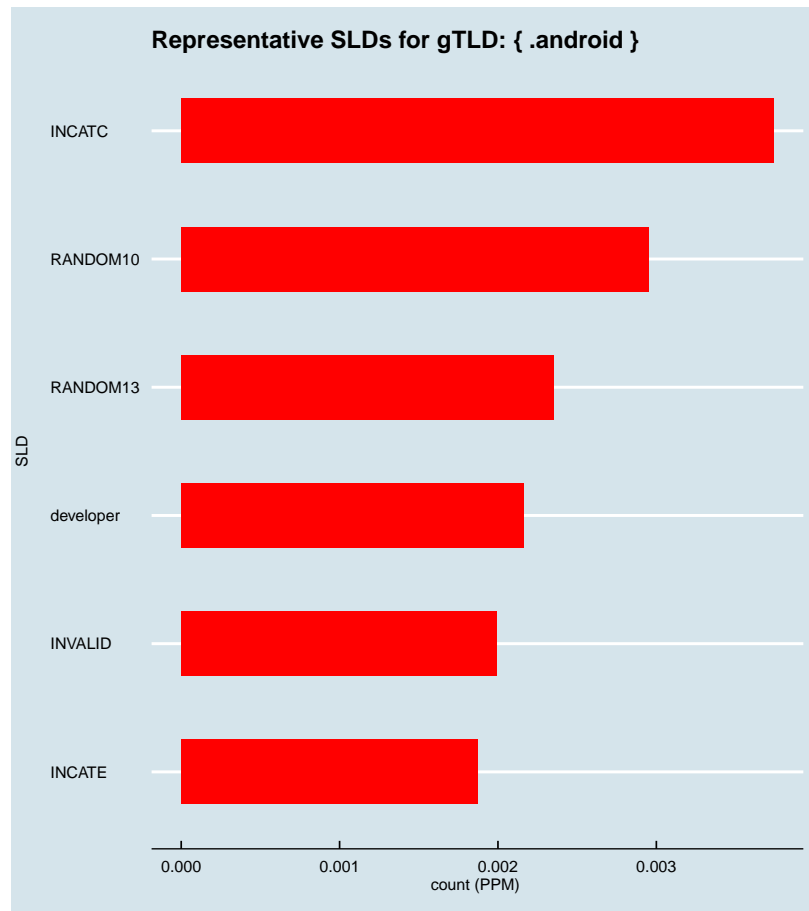


Figure 2.61: Representative SLDs for gTLD: { .android }. The x axis displays number of times (in parts per million) the corresponding SLD (y axis) was found in the gTLD.

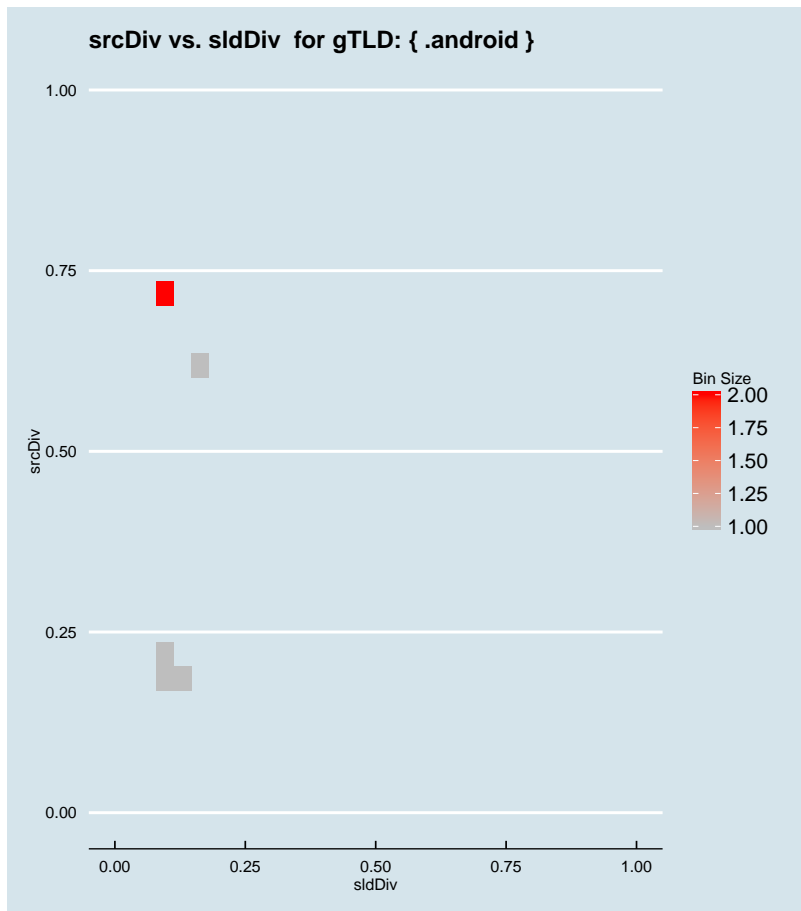


Figure 2.62: Binned scatter-plot of srcDiv and sldDiv for gTLD: { .android }.

### :: 2.55 Representative SLDs for gTLD: { .anquan }

In this section, we collect representative SLDs related to gTLD: 'anquan'. We found 0 unique SLDs after filtering. A total of 0 records were considered representative and they are 0.000% of the gTLD dump. Since the total number of records for this gTLD is 0, there are 0 non-representative records (NRep). In addition, this set comprises 0E0 of the entire data-set.

```
► { .anquan }
Total SLDs: 0
a-sldDiv: 0.000%
a-oR: 0.000%
NRep: 0
```

### :: 2.56 Representative SLDs for gTLD: { .ansons }

In this section, we collect representative SLDs related to gTLD: 'ansons'. We found 0

```
► { .ansons }
Total SLDs: 0
a-sldDiv: 0.000%
a-oR: 0.000%
NRep: 0
```



unique SLDs after filtering. A total of 0 records were considered representative and they are 0.000% of the gTLD dump. Since the total number of records for this gTLD is 0, there are 0 non-representative records (NRep). In addition, this set comprises 0E0 of the entire data-set.

### :: 2.57 Representative SLDs for gTLD: {.anthem}

In this section, we collect representative SLDs related to gTLD: 'anthem'. We found 2 unique SLDs after filtering. A total of 6204 records were considered representative and they are 32.744% of the gTLD dump. Since the total number of records for this gTLD is 6204, there are 0 non-representative records (NRep). In addition, this set comprises 2.54E-6 of the entire data-set. Table 2.32 shows the corresponding SLDs ordered by the level of importance. Figure 2.63 shows the record count (PPM) for each representative SLD. Figure 2.64 shows the binned scatter-plot of srcDiv and sldDiv.

► {.anthem}  
 Total SLDs: 2  
 a-sldDiv: 32.744%  
 a-oR: 0.000%  
 NRep: 0

Individual SLD descriptors for gTLD: {.anthem}										
SLD	count	sldDiv	$\phi$ -sldDiv	ipcount	srcDiv	$\phi$ -srcDiv	oR	a-srcDiv	a-oR	rem
RANDOM10	0.004	0.193	1.000	5.8E-5	0.016	0.001	1.5E-6	0.193	1.5E-6	2538
INVALID	0.003	0.134	1.000	1.87E-4	0.074	0.011	1.04E-6	0.327	2.54E-6	0

Table 2.32: Top 2 most significant SLDs for gTLD 'anthem'. The SLD list holds 32.744% of the entries found in the gTLD and 2.54E-6 of the total number of entries for the entire experiment. **count** represents the number of records found for the SLD (in parts per million). **sldDiv** is the raw count divided by the number of records of this gTLD dump file. **oR** is the ratio of raw count to the total number of records of the experiment.  **$\phi$ -sldDiv** represents the  $\phi$  percentile of sldDiv on the entire data-set. **a-srcDiv** is the cumulative srcDiv variable. **a-oR** is the cumulative oR.

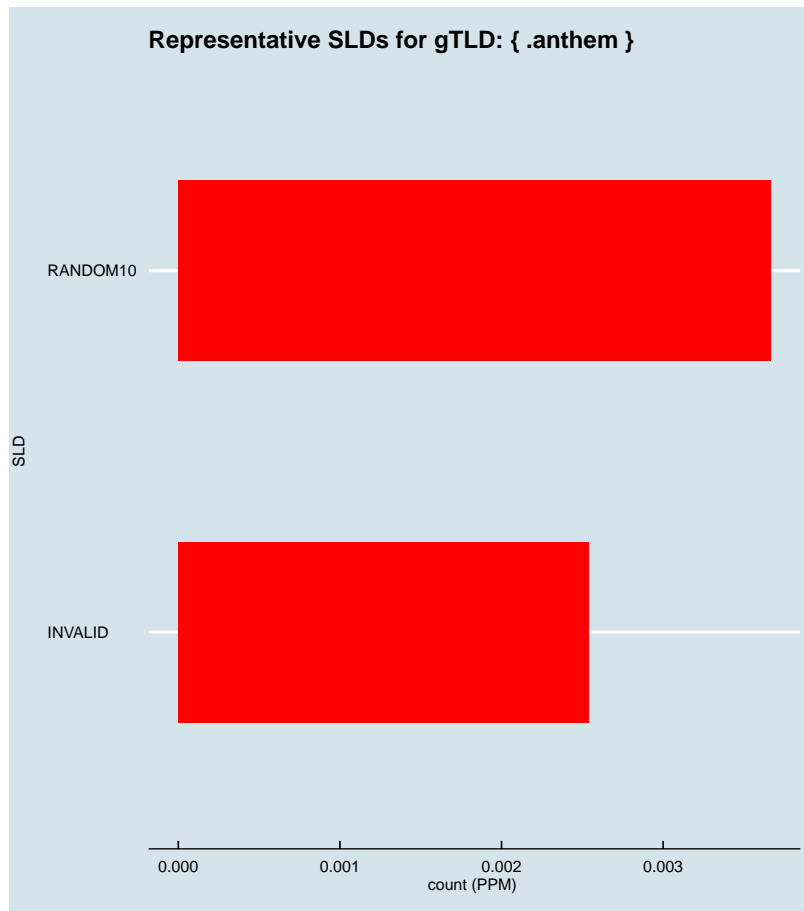


Figure 2.63: Representative SLDs for gTLD: { .anthem}. The *x* axis displays number of times (in parts per million) the corresponding SLD (*y* axis) was found in the gTLD.

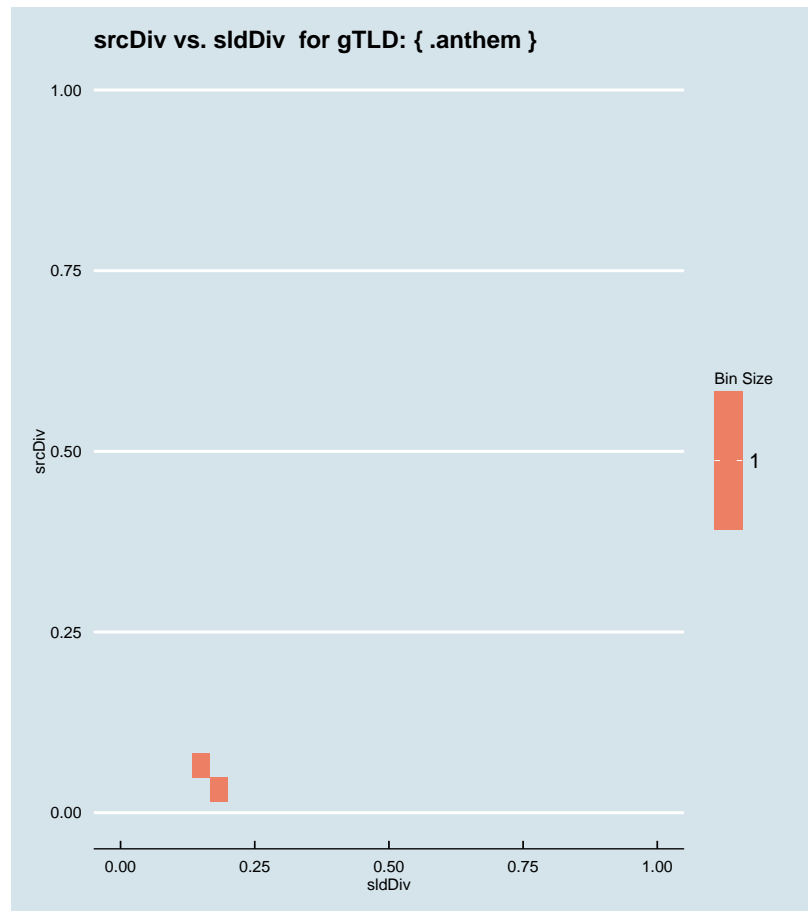


Figure 2.64: Binned scatter-plot of srcDiv and sldDiv for gTLD: { .anthem }.

## :: 2.58 Representative SLDs for gTLD: { .antivirus }

In this section, we collect representative SLDs related to gTLD: 'antivirus'. We found 6 unique SLDs after filtering. A total of 27407 records were considered representative and they are 70.655% of the gTLD dump. Since the total number of records for this gTLD is 27407, there are 0 non-representative records (NRep). In addition, this set comprises  $1.12E-5$  of the entire data-set. Table 2.33 shows the corresponding SLDs ordered by the level of importance. Figure 2.65 shows the record count (PPM) for each representative SLD. Figure 2.66 shows the binned scatter-plot of srcDiv and sldDiv.

► { .antivirus }  
Total SLDs: 6  
a-sldDiv: 70.655%  
a-oR: 0.001%  
NRep: 0

Individual SLD descriptors for gTLD: {antivirus}										
SLD	count	sldDiv	$\phi$ -sldDiv	ipcount	srcDiv	$\phi$ -srcDiv	oR	a-srcDiv	a-oR	rem
INCATF	0.011	0.292	1.000	7.96E-4	0.070	0.010	4.64E-6	0.292	4.64E-6	16074
RANDOM13	0.006	0.143	1.000	6.04E-4	0.109	0.019	2.28E-6	0.436	6.92E-6	10513
INCATC	0.004	0.109	1.000	0.001	0.302	0.077	1.73E-6	0.545	8.66E-6	6283
INVALID	0.002	0.063	1.000	2.45E-4	0.101	0.017	9.95E-7	0.607	9.65E-6	3854
RANDOM10	0.002	0.058	1.000	2.1E-4	0.093	0.015	9.29E-7	0.666	1.06E-5	1587
INCATB	0.002	0.041	1.000	1.91E-4	0.120	0.022	6.5E-7	0.707	1.12E-5	0

Table 2.33: Top 6 most significant SLDs for gTLD 'antivirus'. The SLD list holds 70.655% of the entries found in the gTLD and 1.12E-5 of the total number of entries for the entire experiment. **count** represents the number of records found for the SLD (in parts per million). **sldDiv** is the raw count divided by the number of records of this gTLD dump file. **oR** is the ratio of raw count to the total number of records of the experiment.  $\phi$ -**sldDiv** represents the  $\phi$  percentile of sldDiv on the entire data-set. **a-srcDiv** is the cumulative srcDiv variable. **a-oR** is the cumulative oR.

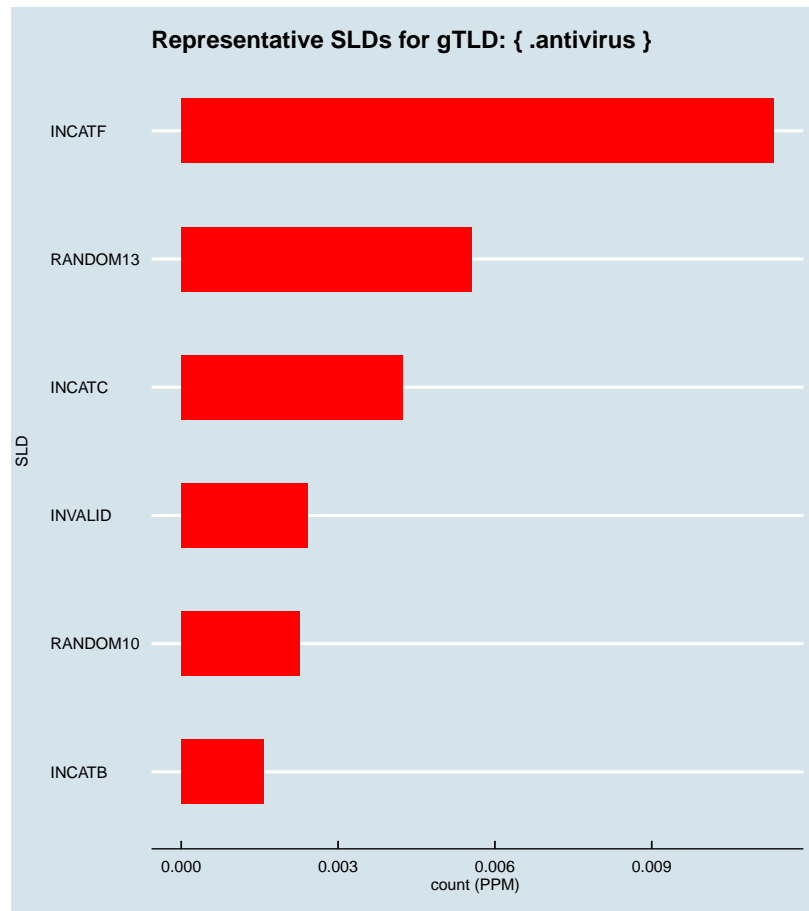


Figure 2.65: Representative SLDs for gTLD: { .antivirus}. The  $x$  axis displays number of times (in parts per million) the corresponding SLD ( $y$  axis) was found in the gTLD.

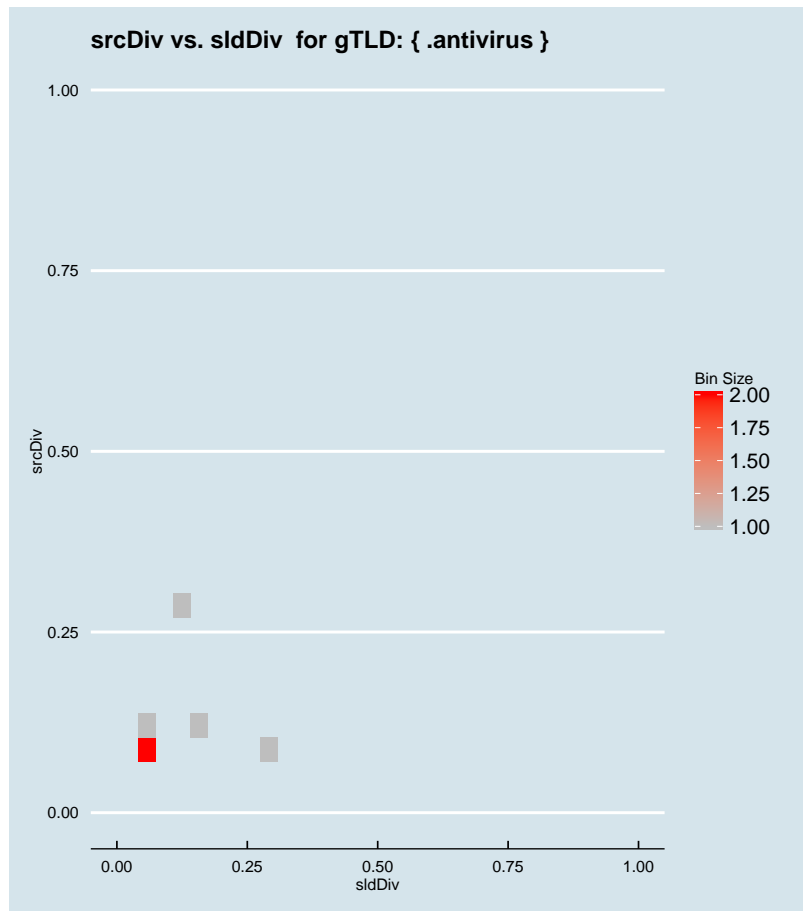


Figure 2.66: Binned scatter-plot of srcDiv and sldDiv for gTLD: { .antivirus}.

### :: 2.59 Representative SLDs for gTLD: { .anz }

In this section, we collect representative SLDs related to gTLD: 'anz'. We found 13 unique SLDs after filtering. A total of 119052 records were considered representative and they are 94.016% of the gTLD dump. Since the total number of records for this gTLD is 119052, there are 0 non-representative records (NRep). In addition, this set comprises  $4.88E-5$  of the entire data-set. Table 2.34 shows the corresponding SLDs ordered by the level of importance. Figure 2.67 shows the record count (PPM) for each representative SLD. Figure 2.68 shows the binned scatter-plot of srcDiv and sldDiv.

► { .anz }  
 Total SLDs: 13  
 a-sldDiv: 94.016%  
 a-oR: 0.005%  
 NRep: 0

Individual SLD descriptors for gTLD: {anz}										
SLD	count	sldDiv	$\phi$ -sldDiv	ipcount	srcDiv	$\phi$ -srcDiv	oR	a-srcDiv	a-oR	rem
router	0.029	0.231	1.000	0.004	0.134	0.026	1.2E-5	0.231	1.2E-5	89848
apps	0.024	0.188	1.000	0.003	0.114	0.021	9.77E-6	0.419	2.17E-5	65999
max	0.017	0.134	1.000	0.003	0.150	0.031	6.94E-6	0.553	2.87E-5	49076
INCATB	0.016	0.124	1.000	0.001	0.068	0.010	6.44E-6	0.677	3.51E-5	33358
RANDOM13	0.012	0.094	1.000	9.46E-4	0.080	0.012	4.85E-6	0.770	4E-5	21513
proxy1	0.007	0.059	1.000	0.001	0.149	0.030	3.04E-6	0.829	4.3E-5	14083
unix	0.003	0.026	0.999	5.73E-4	0.172	0.037	1.37E-6	0.855	4.44E-5	10742
INCATE	0.003	0.022	0.999	9.38E-4	0.337	0.096	1.14E-6	0.877	4.55E-5	7961
INCATC	0.002	0.015	0.999	7.12E-4	0.377	0.104	7.74E-7	0.892	4.63E-5	6072
INCATI	0.002	0.013	0.999	1.64E-4	0.100	0.016	6.74E-7	0.905	4.7E-5	4428
mmcven	0.002	0.012	0.999	2E-5	0.013	7.71E-4	6.2E-7	0.917	4.76E-5	2914
proxy	0.001	0.012	0.999	2.69E-4	0.181	0.039	6.09E-7	0.929	4.82E-5	1428
INCATF	0.001	0.011	0.999	5.5E-5	0.039	0.004	5.85E-7	0.940	4.88E-5	0

Table 2.34: Top 13 most significant SLDs for gTLD 'anz'. The SLD list holds 94.016% of the entries found in the gTLD and 4.88E-5 of the total number of entries for the entire experiment. **count** represents the number of records found for the SLD (in parts per million). **sldDiv** is the raw count divided by the number of records of this gTLD dump file. **oR** is the ratio of raw count to the total number of records of the experiment.  **$\phi$ -sldDiv** represents the  $\phi$  percentile of sldDiv on the entire data-set. **a-srcDiv** is the cumulative srcDiv variable. **a-oR** is the cumulative oR.

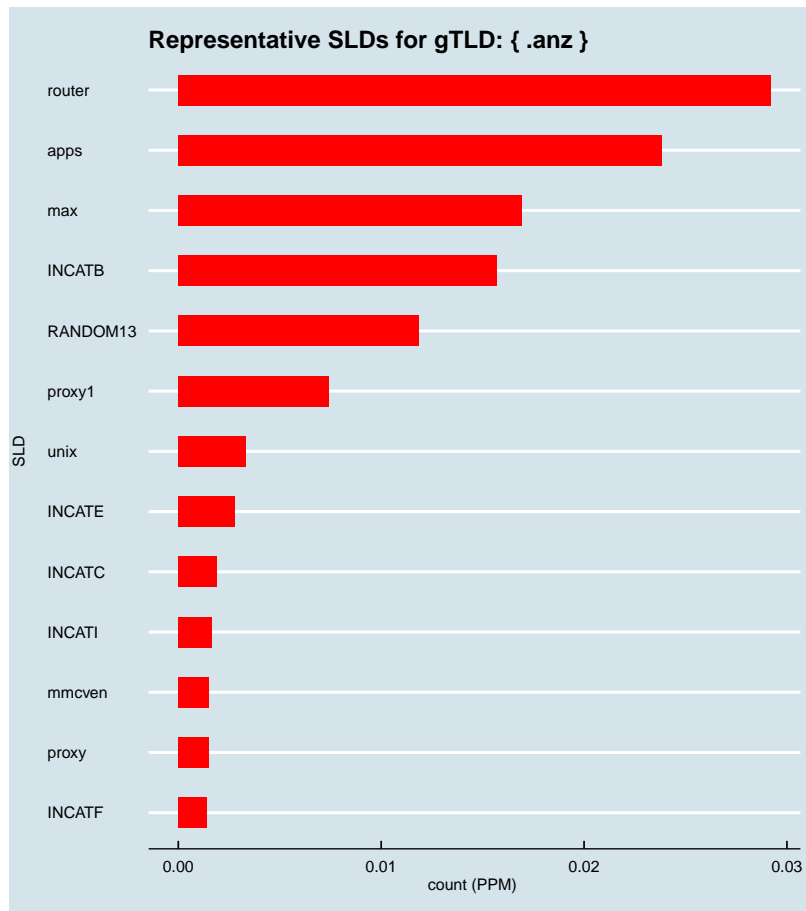


Figure 2.67: Representative SLDs for gTLD: { .anz }. The *x* axis displays number of times (in parts per million) the corresponding SLD (*y* axis) was found in the gTLD.



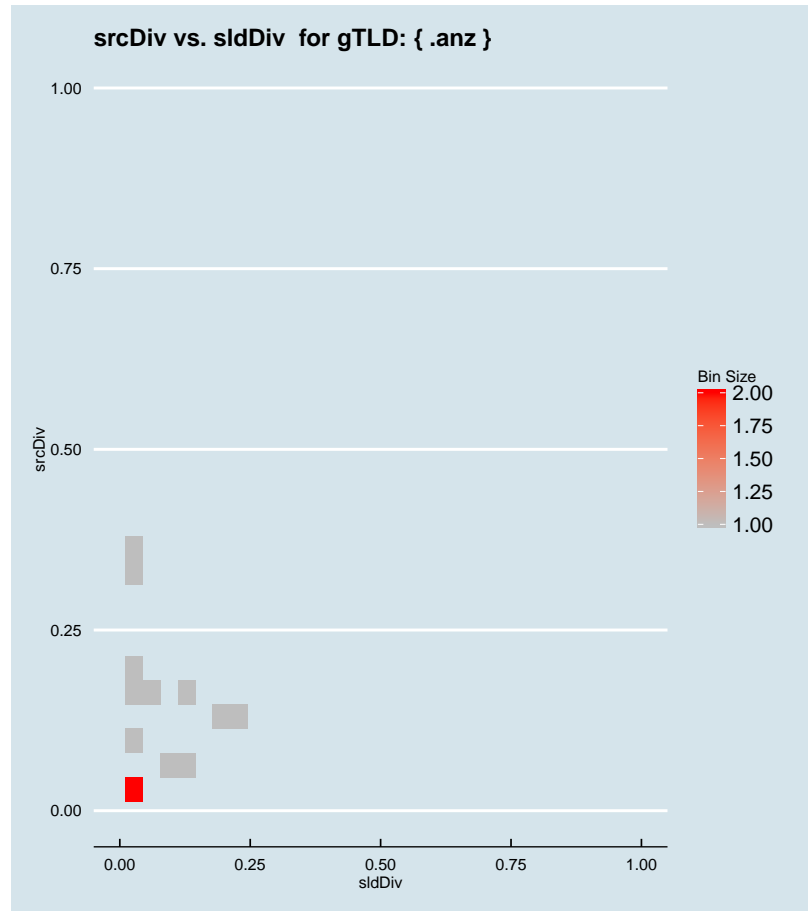


Figure 2.68: Binned scatter-plot of srcDiv and sldDiv for gTLD: { .anz }.

## ∴ 2.60 Representative SLDs for gTLD: { .aol }

In this section, we collect representative SLDs related to gTLD: 'aol'. We found 19 unique SLDs after filtering. A total of 211932 records were considered representative and they are 70.305% of the gTLD dump. Since the total number of records for this gTLD is 211932, there are 0 non-representative records (NRep). In addition, this set comprises  $8.69E-5$  of the entire data-set. Table 2.35 shows the corresponding SLDs ordered by the level of importance. Figure 2.69 shows the record count (PPM) for each representative SLD. Figure 2.70 shows the binned scatter-plot of srcDiv and sldDiv.

► { .aol }  
Total SLDs: 19  
a-sldDiv: 70.305%  
a-oR: 0.009%  
NRep: 0

Individual SLD descriptors for gTLD: {.aol}										
SLD	count	sldDiv	$\phi$ -sldDiv	ipcount	srcDiv	$\phi$ -srcDiv	oR	a-srcDiv	a-oR	rem
INCATF	0.044	0.146	1.000	1.11E-4	0.003	7.41E-5	1.81E-5	0.146	1.81E-5	167882
INCATC	0.037	0.124	1.000	0.011	0.282	0.071	1.53E-5	0.270	3.34E-5	130435
INCATE	0.022	0.073	1.000	0.008	0.354	0.098	9.05E-6	0.344	4.24E-5	108360
RANDOM13	0.021	0.069	1.000	0.001	0.054	0.007	8.53E-6	0.413	5.1E-5	87551
INCATB	0.016	0.053	1.000	0.005	0.293	0.075	6.56E-6	0.466	5.75E-5	71539
INVALID	0.015	0.050	1.000	0.002	0.125	0.023	6.2E-6	0.516	6.37E-5	56400
INCATI	0.012	0.041	1.000	8.89E-4	0.072	0.011	5.06E-6	0.557	6.88E-5	44049
SHORTSLD	0.011	0.038	1.000	0.004	0.383	0.105	4.69E-6	0.595	7.35E-5	32609
RANDOM10	0.009	0.031	1.000	0.002	0.191	0.042	3.84E-6	0.626	7.73E-5	23244
formula	0.005	0.015	0.999	0.003	0.579	0.190	1.91E-6	0.641	7.92E-5	18579
wpad	0.004	0.012	0.999	7.08E-4	0.195	0.043	1.48E-6	0.653	8.07E-5	14956
fourdb5	0.003	0.010	0.999	0.002	0.519	0.178	1.24E-6	0.663	8.2E-5	11928
aim	0.002	0.007	0.999	0.001	0.585	0.191	8.21E-7	0.670	8.28E-5	9925
imap	0.002	0.007	0.999	5.79E-4	0.289	0.074	8.2E-7	0.677	8.36E-5	7924
zhenya	0.002	0.007	0.999	4E-6	0.002	5.16E-5	8.13E-7	0.683	8.44E-5	5941
isatap	0.002	0.006	0.999	5.79E-4	0.321	0.081	7.4E-7	0.689	8.52E-5	4135
donmills	0.001	0.005	0.999	3.8E-5	0.025	0.002	6.12E-7	0.694	8.58E-5	2642
downsview	0.001	0.005	0.999	8.1E-5	0.058	0.008	5.69E-7	0.699	8.63E-5	1253
netscape	0.001	0.004	0.999	7.23E-4	0.577	0.190	5.13E-7	0.703	8.69E-5	0

Table 2.35: Top 19 most significant SLDs for gTLD 'aol'. The SLD list holds 70.305% of the entries found in the gTLD and 8.69E-5 of the total number of entries for the entire experiment. **count** represents the number of records found for the SLD (in parts per million). **sldDiv** is the raw count divided by the number of records of this gTLD dump file. **oR** is the ratio of raw count to the total number of records of the experiment.  **$\phi$ -sldDiv** represents the  $\phi$  percentile of sldDiv on the entire data-set. **a-srcDiv** is the cumulative srcDiv variable. **a-oR** is the cumulative oR.

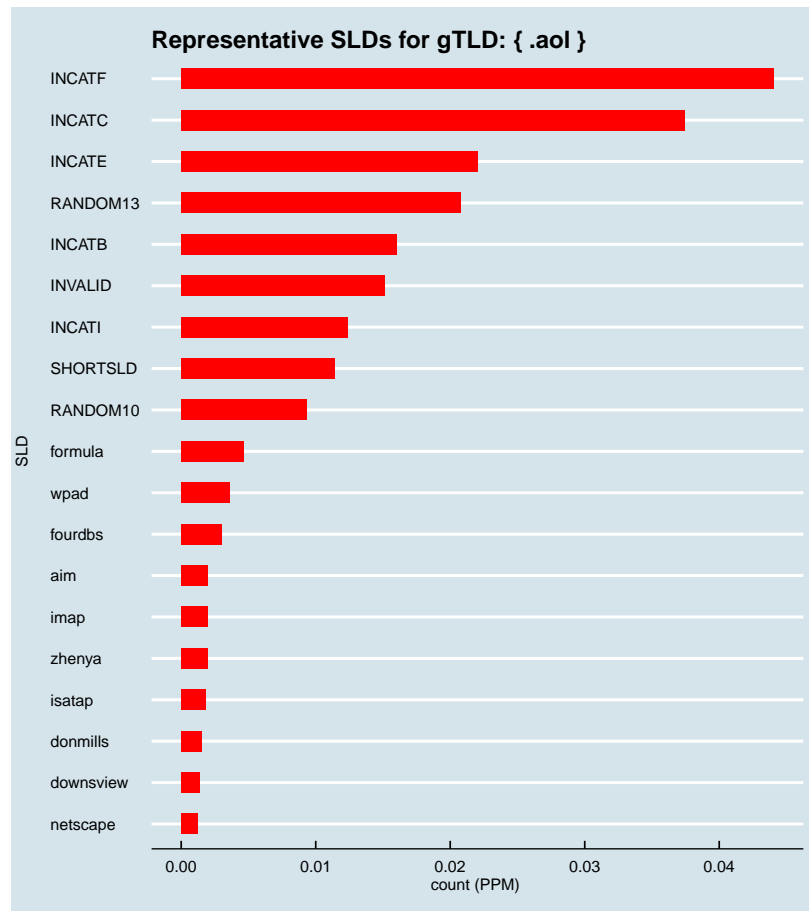


Figure 2.69: Representative SLDs for gTLD: { .aol }. The  $x$  axis displays number of times (in parts per million) the corresponding SLD ( $y$  axis) was found in the gTLD.

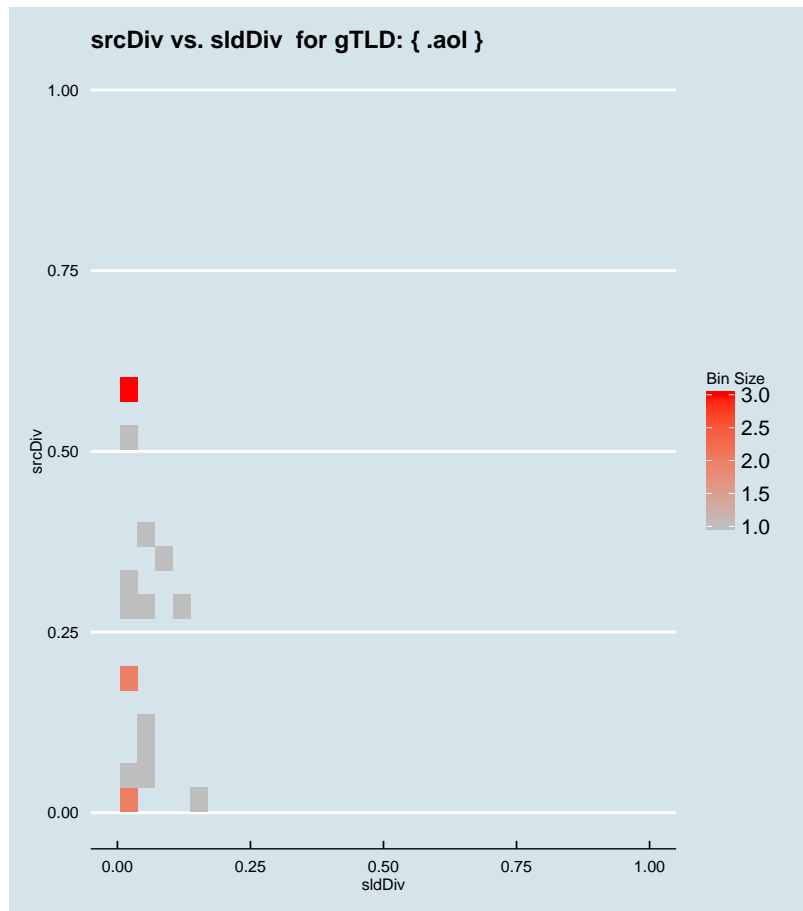


Figure 2.70: Binned scatter-plot of srcDiv and sldDiv for gTLD: { .aol }.

### :: 2.61 Representative SLDs for gTLD: { .apartments }

In this section, we collect representative SLDs related to gTLD: 'apartments'. We found 3 unique SLDs after filtering. A total of 27415 records were considered representative and they are 80.342% of the gTLD dump. Since the total number of records for this gTLD is 27415, there are 0 non-representative records (NRep). In addition, this set comprises 1.12E-5 of the entire data-set. Table 2.36 shows the corresponding SLDs ordered by the level of importance. Figure 2.71 shows the record count (PPM) for each representative SLD. Figure 2.72 shows the binned scatter-plot of srcDiv and sldDiv.

```
► { .apartments }
Total SLDs: 3
a-sldDiv: 80.342%
a-oR: 0.001%
NRep: 0
```

Individual SLD descriptors for gTLD: {.apartments}										
SLD	count	sldDiv	$\phi$ -sldDiv	ipcount	srcDiv	$\phi$ -srcDiv	oR	a-srcDiv	a-oR	rem
RANDOM10	0.023	0.686	1.000	9.2E-5	0.004	1.34E-4	9.59E-6	0.686	9.59E-6	4013
sanctum	0.002	0.059	1.000	3.6E-5	0.018	0.001	8.23E-7	0.745	1.04E-5	2004
RANDOM13	0.002	0.059	1.000	8.2E-5	0.041	0.004	8.21E-7	0.803	1.12E-5	0

Table 2.36: Top 3 most significant SLDs for gTLD 'apartments'. The SLD list holds 80.342% of the entries found in the gTLD and  $1.12E-5$  of the total number of entries for the entire experiment. **count** represents the number of records found for the SLD (in parts per million). **sldDiv** is the raw count divided by the number of records of this gTLD dump file. **oR** is the ratio of raw count to the total number of records of the experiment.  $\phi$ -**sldDiv** represents the  $\phi$  percentile of sldDiv on the entire data-set. **a-srcDiv** is the cumulative srcDiv variable. **a-oR** is the cumulative oR.

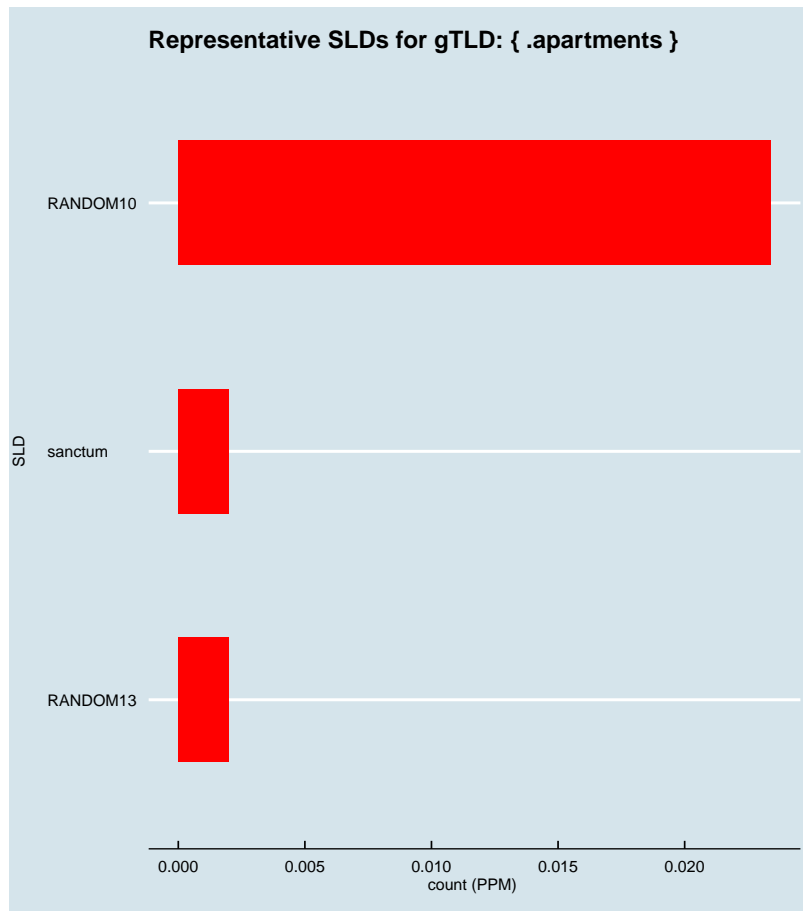


Figure 2.71: Representative SLDs for gTLD: { .apartments}. The  $x$  axis displays number of times (in parts per million) the corresponding SLD ( $y$  axis) was found in the gTLD.

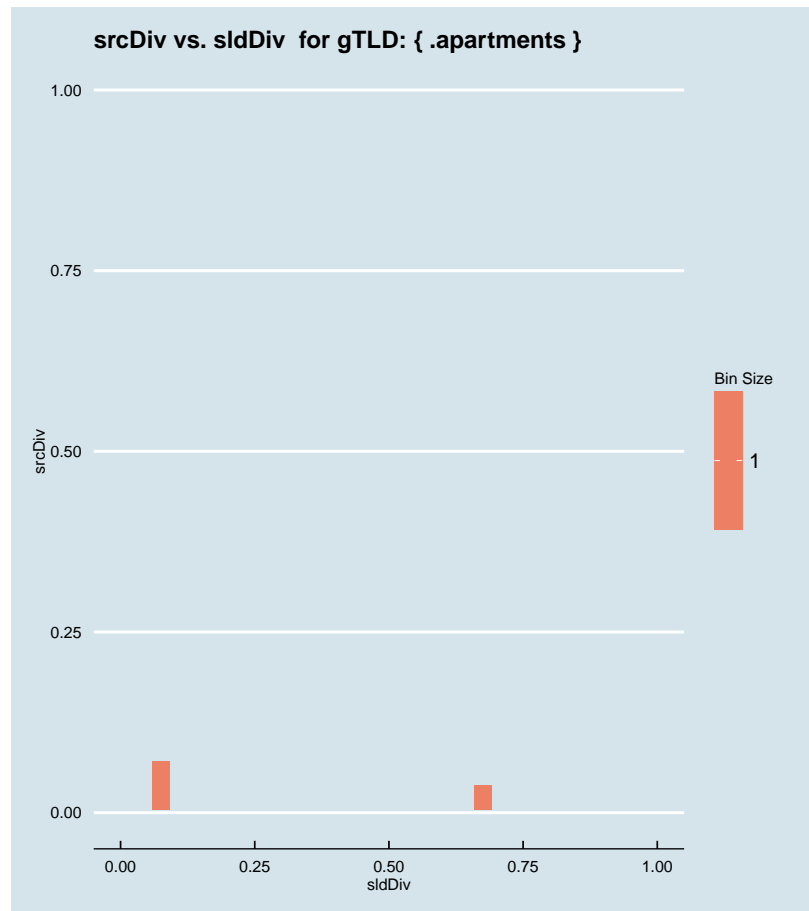


Figure 2.72: Binned scatter-plot of srcDiv and sldDiv for gTLD: { .apartments}.

## :: 2.62 Representative SLDs for gTLD: { .app }

In this section, we collect representative SLDs related to gTLD: 'app'. We found 142 unique SLDs after filtering. A total of 1895244 records were considered representative and they are 84.086% of the gTLD dump. Since the total number of records for this gTLD is 1895244, there are 0 non-representative records (NRep). In addition, this set comprises  $7.77E-4$  of the entire data-set. Table 2.37 shows the corresponding SLDs ordered by the level of importance. Figure 2.73 shows the record count (PPM) for each representative SLD. Figure 2.74 shows the binned scatter-plot of srcDiv and sldDiv.

► { .app }  
Total SLDs: 142  
a-sldDiv: 84.086%  
a-oR: 0.078%  
NRep: 0

Individual SLD descriptors for gTLD: {app}										
SLD	count	sldDiv	$\phi$ -sldDiv	ipcount	srcDiv	$\phi$ -srcDiv	oR	a-srcDiv	a-oR	rem
INCATC	0.375	0.166	1.000	0.055	0.147	0.030	1.54E-4	0.166	1.54E-4	1520318
utorrent	0.240	0.107	1.000	0.041	0.170	0.037	9.85E-5	0.273	2.52E-4	1279887
RANDOM10	0.171	0.076	1.000	0.025	0.148	0.030	7.02E-5	0.349	3.22E-4	1108679
itunes	0.120	0.053	1.000	0.026	0.214	0.050	4.9E-5	0.402	3.71E-4	989176
INVALID	0.090	0.040	1.000	0.016	0.178	0.039	3.7E-5	0.442	4.08E-4	898832
firefox	0.076	0.034	1.000	0.016	0.212	0.049	3.1E-5	0.476	4.39E-4	823264
INCATB	0.058	0.026	0.999	0.009	0.150	0.031	2.4E-5	0.502	4.63E-4	764804
RANDOM13	0.050	0.022	0.999	0.002	0.045	0.005	2.06E-5	0.524	4.84E-4	714415
vlc	0.047	0.021	0.999	0.011	0.242	0.057	1.93E-5	0.545	5.03E-4	667276
spotify	0.034	0.015	0.999	0.009	0.264	0.067	1.4E-5	0.560	5.17E-4	633162
playback	0.030	0.013	0.999	0.007	0.222	0.051	1.21E-5	0.573	5.29E-4	603546
INCATF	0.027	0.012	0.999	0.002	0.056	0.007	1.1E-5	0.585	5.4E-4	576673
growl	0.025	0.011	0.999	0.008	0.336	0.096	1.03E-5	0.596	5.51E-4	551593
clipmenu	0.023	0.010	0.999	0.008	0.364	0.101	9.5E-6	0.606	5.6E-4	528421
mcg	0.021	0.009	0.999	0.002	0.075	0.011	8.62E-6	0.616	5.69E-4	507398
qsbk	0.019	0.008	0.999	0.003	0.141	0.027	7.79E-6	0.624	5.77E-4	488377
dropbox	0.019	0.008	0.999	0.007	0.356	0.099	7.68E-6	0.632	5.84E-4	469646
SHORTSLD	0.018	0.008	0.999	0.006	0.338	0.096	7.48E-6	0.641	5.92E-4	451399
appcom	0.014	0.006	0.999	7.5E-5	0.005	1.95E-4	5.93E-6	0.647	5.98E-4	436921
swisslife	0.014	0.006	0.999	6.65E-4	0.046	0.005	5.9E-6	0.653	6.04E-4	422522
alfred	0.014	0.006	0.999	0.006	0.426	0.117	5.66E-6	0.660	6.09E-4	408722
INCATD	0.014	0.006	0.999	0.002	0.169	0.037	5.63E-6	0.666	6.15E-4	394992
airserver	0.012	0.005	0.999	0.006	0.483	0.129	4.84E-6	0.671	6.2E-4	383180
jdownloade...	0.012	0.005	0.999	0.003	0.285	0.071	4.77E-6	0.676	6.24E-4	371540
bumptop	0.012	0.005	0.999	0.005	0.405	0.114	4.75E-6	0.681	6.29E-4	359947
handbrake	0.011	0.005	0.999	0.004	0.357	0.099	4.68E-6	0.686	6.34E-4	348515
adium	0.011	0.005	0.999	0.005	0.480	0.129	4.67E-6	0.691	6.39E-4	337112
glow001	0.011	0.005	0.999	5.91E-4	0.056	0.007	4.34E-6	0.696	6.43E-4	326514
thunderbir...	0.010	0.004	0.999	0.004	0.424	0.117	4.11E-6	0.700	6.47E-4	316497
transmissi...	0.009	0.004	0.998	0.004	0.434	0.120	3.71E-6	0.704	6.51E-4	307440
agfa	0.008	0.004	0.998	3.44E-4	0.041	0.004	3.46E-6	0.708	6.54E-4	298988
gimp	0.008	0.004	0.998	0.003	0.402	0.114	3.31E-6	0.712	6.57E-4	290900
freescree...	0.008	0.004	0.998	0.003	0.376	0.104	3.24E-6	0.715	6.61E-4	282984
installgen...	0.007	0.003	0.998	0.003	0.438	0.121	2.97E-6	0.719	6.64E-4	275740
vlcstreame...	0.007	0.003	0.998	0.003	0.444	0.122	2.78E-6	0.722	6.66E-4	268955

Table 2.37: Top 35 most significant SLDs for gTLD 'app'. The SLD list holds 84.086% of the entries found in the gTLD and 7.77E-4 of the total number of entries for the entire experiment. **count** represents the number of records found for the SLD (in parts per million). **sldDiv** is the raw count divided by the number of records of this gTLD dump file. **oR** is the ratio of raw count to the total number of records of the experiment.  **$\phi$ -sldDiv** represents the  $\phi$  percentile of sldDiv on the entire data-set. **a-srcDiv** is the cumulative srcDiv variable. **a-oR** is the cumulative oR.



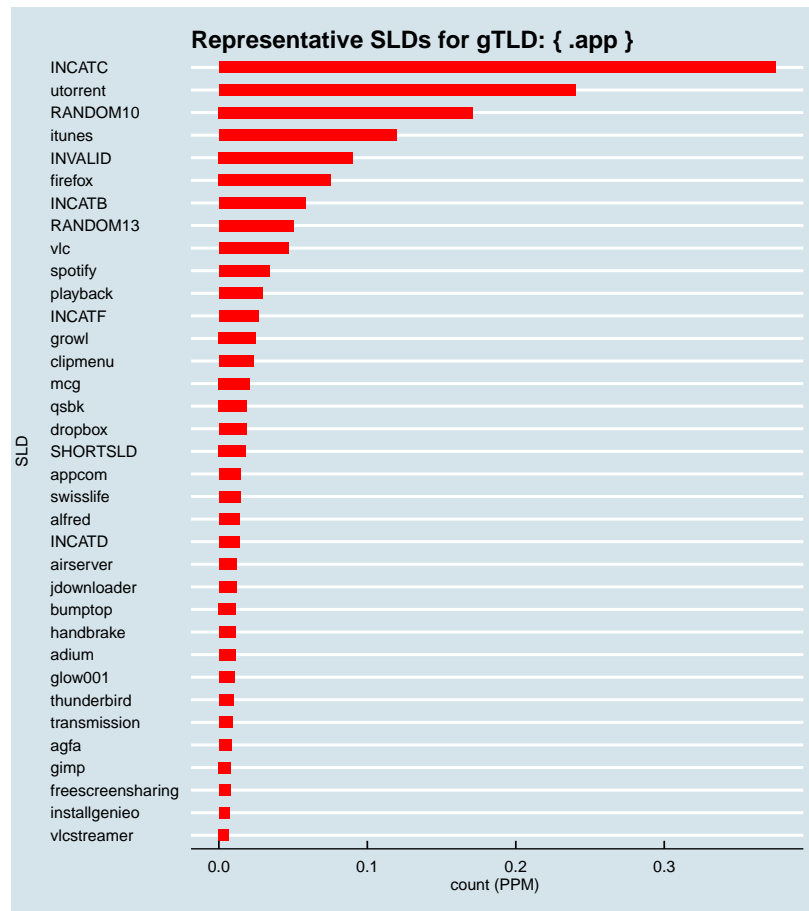


Figure 2.73: Representative SLDs for gTLD: { .app}. The  $x$  axis displays number of times (in parts per million) the corresponding SLD ( $y$  axis) was found in the gTLD.

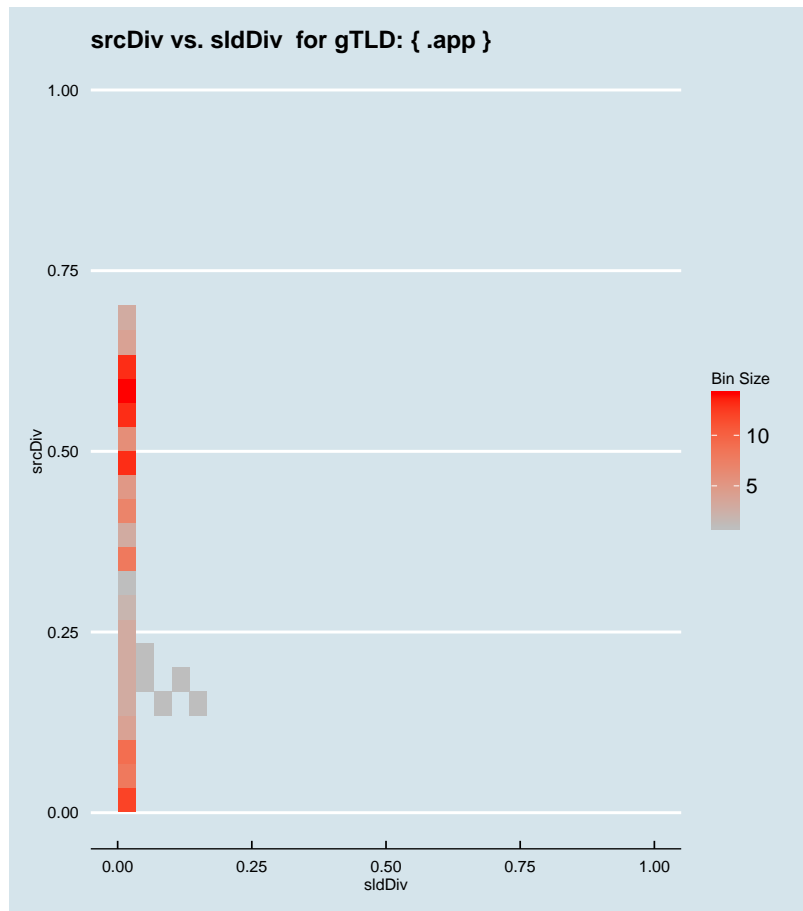


Figure 2.74: Binned scatter-plot of srcDiv and sldDiv for gTLD: { .app }.

### :: 2.63 Representative SLDs for gTLD: { .apple }

In this section, we collect representative SLDs related to gTLD: 'apple'. We found 15 unique SLDs after filtering. A total of 582924 records were considered representative and they are 94.502% of the gTLD dump. Since the total number of records for this gTLD is 582924, there are 0 non-representative records (NRep). In addition, this set comprises  $2.39E-4$  of the entire data-set. Table 2.38 shows the corresponding SLDs ordered by the level of importance. Figure 2.75 shows the record count (PPM) for each representative SLD. Figure 2.76 shows the binned scatter-plot of srcDiv and sldDiv.

► { .apple }  
 Total SLDs: 15  
 a-sldDiv: 94.502%  
 a-oR: 0.024%  
 NRep: 0

Individual SLD descriptors for gTLD: {apple}										
SLD	count	sldDiv	$\phi$ -sldDiv	ipcount	srcDiv	$\phi$ -srcDiv	oR	a-srcDiv	a-oR	rem
itunes	0.255	0.413	1.000	0.041	0.163	0.033	1.04E-4	0.413	1.04E-4	328104
INVALID	0.120	0.195	1.000	0.007	0.062	0.008	4.93E-5	0.608	1.54E-4	207776
RANDOM10	0.063	0.102	1.000	0.003	0.052	0.006	2.58E-5	0.710	1.79E-4	144929
INCATB	0.050	0.081	1.000	0.005	0.090	0.014	2.06E-5	0.791	2E-4	94718
RANDOM13	0.032	0.052	1.000	9.96E-4	0.031	0.003	1.32E-5	0.844	2.13E-4	62456
INCATE	0.014	0.022	0.999	0.007	0.521	0.178	5.63E-6	0.866	2.19E-4	48720
phobos	0.010	0.016	0.999	0.004	0.431	0.120	4.11E-6	0.882	2.23E-4	38700
wpad	0.008	0.013	0.999	0.003	0.311	0.079	3.3E-6	0.895	2.26E-4	30647
INCATC	0.008	0.012	0.999	0.002	0.321	0.081	3.12E-6	0.908	2.29E-4	23022
isatap	0.006	0.010	0.999	0.002	0.349	0.097	2.59E-6	0.918	2.32E-4	16697
euro	0.005	0.008	0.999	4.3E-4	0.088	0.014	2.01E-6	0.926	2.34E-4	11804
holidayext...	0.005	0.008	0.999	3.86E-4	0.080	0.012	1.97E-6	0.934	2.36E-4	7002
deimos3	0.003	0.005	0.999	0.001	0.486	0.130	1.14E-6	0.938	2.37E-4	4218
INCATF	0.003	0.004	0.999	4.7E-4	0.185	0.041	1.04E-6	0.942	2.38E-4	1677
SHORTSLD	0.002	0.003	0.998	4.24E-4	0.253	0.065	6.87E-7	0.945	2.39E-4	0

Table 2.38: Top 15 most significant SLDs for gTLD 'apple'. The SLD list holds 94.502% of the entries found in the gTLD and 2.39E-4 of the total number of entries for the entire experiment. **count** represents the number of records found for the SLD (in parts per million). **sldDiv** is the raw count divided by the number of records of this gTLD dump file. **oR** is the ratio of raw count to the total number of records of the experiment.  **$\phi$ -sldDiv** represents the  $\phi$  percentile of sldDiv on the entire data-set. **a-srcDiv** is the cumulative srcDiv variable. **a-oR** is the cumulative oR.

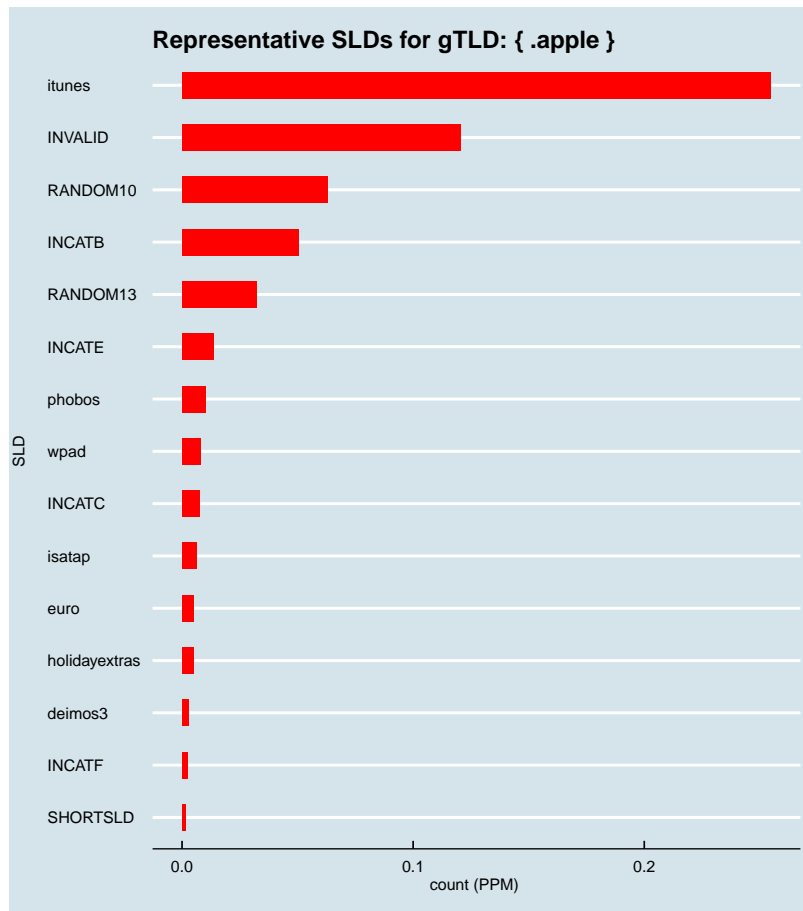


Figure 2.75: Representative SLDs for gTLD: { .apple }. The x axis displays number of times (in parts per million) the corresponding SLD (y axis) was found in the gTLD.

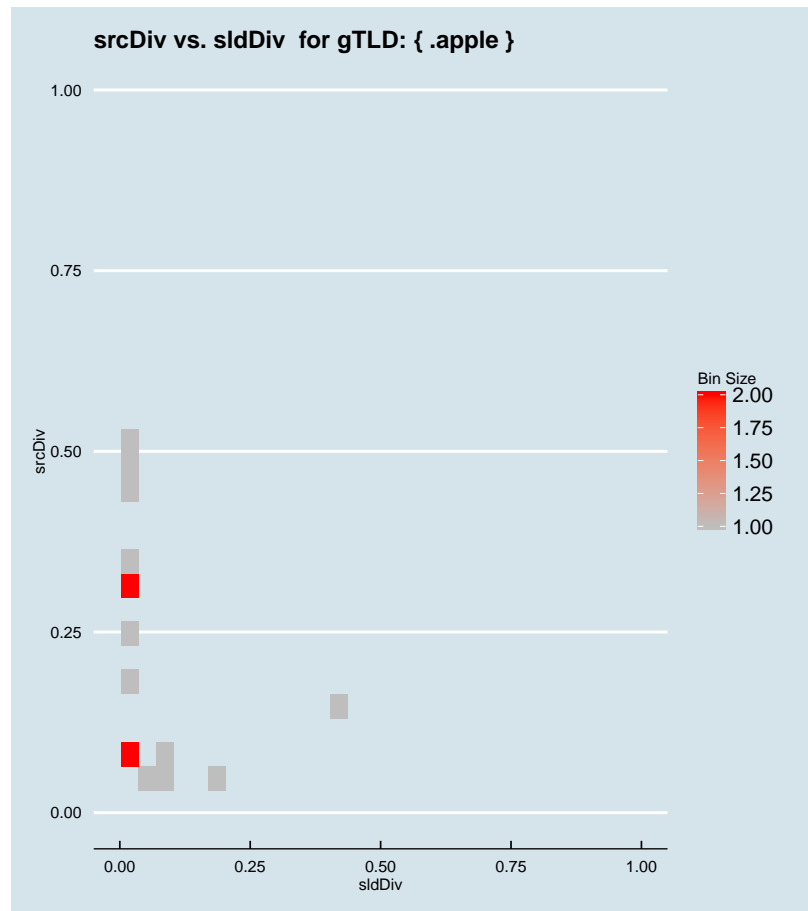


Figure 2.76: Binned scatter-plot of srcDiv and sldDiv for gTLD: { .apple }.

## :: 2.64 Representative SLDs for gTLD: { .aquarelle }

In this section, we collect representative SLDs related to gTLD: 'aquarelle'. We found 1 unique SLDs after filtering. A total of 1447 records were considered representative and they are 33.364% of the gTLD dump. Since the total number of records for this gTLD is 1447, there are 0 non-representative records (NRep). In addition, this set comprises  $5.93E-7$  of the entire data-set. Table 2.39 shows the corresponding SLDs ordered by the level of importance. Figure 2.77 shows the record count (PPM) for each representative SLD. Figure 2.78 shows the binned scatter-plot of srcDiv and sldDiv.

► { .aquarelle }  
Total SLDs: 1  
a-sldDiv: 33.364%  
a-oR: 0.000%  
NRep: 0



Individual SLD descriptors for gTLD: {aquarelle}										
SLD	count	sldDiv	$\phi$ -sldDiv	ipcount	srcDiv	$\phi$ -srcDiv	oR	a-srcDiv	a-oR	rem
INCATF	0.001	0.334	1.000	1.21E-4	0.084	0.013	5.93E-7	0.334	5.93E-7	0

Table 2.39: Top 1 most significant SLDs for gTLD 'aquarelle'. The SLD list holds 33.364% of the entries found in the gTLD and 5.93E-7 of the total number of entries for the entire experiment. **count** represents the number of records found for the SLD (in parts per million). **sldDiv** is the raw count divided by the number of records of this gTLD dump file. **oR** is the ratio of raw count to the total number of records of the experiment.  $\phi$ -**sldDiv** represents the  $\phi$  percentile of sldDiv on the entire data-set. **a-srcDiv** is the cumulative srcDiv variable. **a-oR** is the cumulative oR.

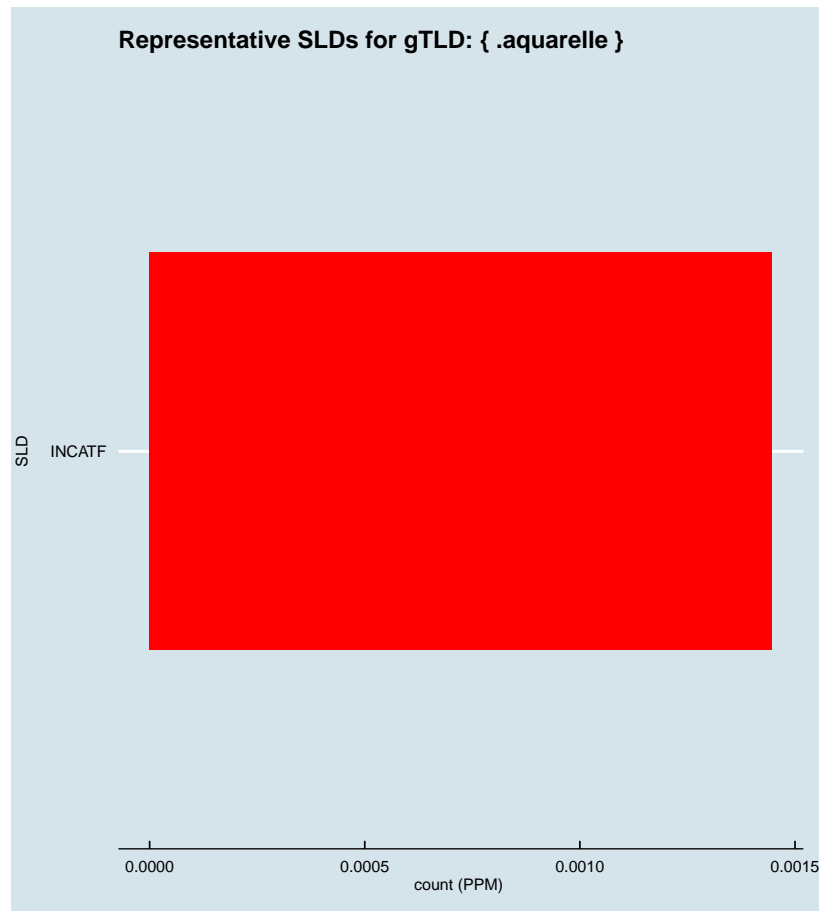


Figure 2.77: Representative SLDs for gTLD: { .aquarelle}. The  $x$  axis displays number of times (in parts per million) the corresponding SLD ( $y$  axis) was found in the gTLD.

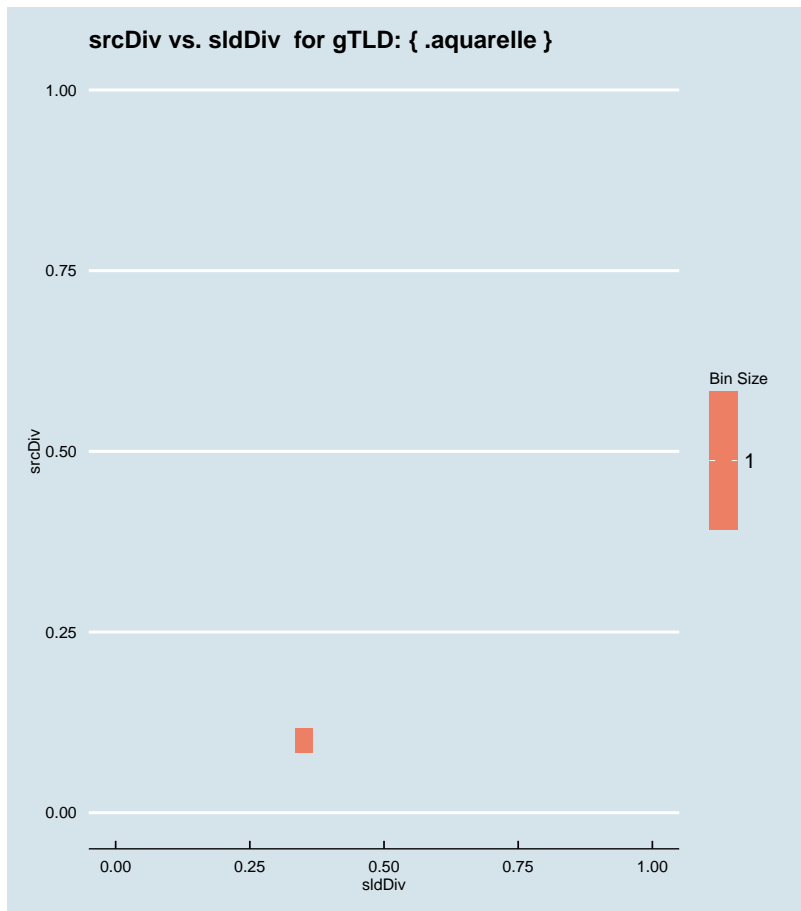


Figure 2.78: Binned scatter-plot of srcDiv and sldDiv for gTLD: { .aquarelle}.

### :: 2.65 Representative SLDs for gTLD: { .aquitaine}

In this section, we collect representative SLDs related to gTLD: 'aquitaine'. We found 0 unique SLDs after filtering. A total of 0 records were considered representative and they are 0.000% of the gTLD dump. Since the total number of records for this gTLD is 0, there are 0 non-representative records (NRep). In addition, this set comprises 0E0 of the entire data-set.

```
► { .aquitaine}
Total SLDs: 0
a-sldDiv: 0.000%
a-oR: 0.000%
NRep: 0
```

### :: 2.66 Representative SLDs for gTLD: { .arab}

In this section, we collect representative SLDs related to gTLD: 'arab'. We found 1

```
► { .arab}
Total SLDs: 1
a-sldDiv: 15.023%
a-oR: 0.000%
NRep: 0
```



unique SLDs after filtering. A total of 1685 records were considered representative and they are 15.023% of the gTLD dump. Since the total number of records for this gTLD is 1685, there are 0 non-representative records (NRep). In addition, this set comprises  $6.91E-7$  of the entire data-set. Table 2.40 shows the corresponding SLDs ordered by the level of importance. Figure 2.79 shows the record count (PPM) for each representative SLD. Figure 2.80 shows the binned scatter-plot of srcDiv and sldDiv.

Individual SLD descriptors for gTLD: {arab}										
SLD	count	sldDiv	$\phi$ -sldDiv	ipcount	srcDiv	$\phi$ -srcDiv	oR	a-srcDiv	a-oR	rem
INCATE	0.002	0.150	1.000	$7.24E-4$	0.430	0.120	$6.91E-7$	0.150	$6.91E-7$	0

Table 2.40: Top 1 most significant SLDs for gTLD 'arab'. The SLD list holds 15.023% of the entries found in the gTLD and  $6.91E-7$  of the total number of entries for the entire experiment. **count** represents the number of records found for the SLD (in parts per million). **sldDiv** is the raw count divided by the number of records of this gTLD dump file. **oR** is the ratio of raw count to the total number of records of the experiment.  **$\phi$ -sldDiv** represents the  $\phi$  percentile of sldDiv on the entire data-set. **a-srcDiv** is the cumulative srcDiv variable. **a-oR** is the cumulative oR.




Figure 2.79: Representative SLDs for gTLD: { .arab}. The  $x$  axis displays number of times (in parts per million) the corresponding SLD ( $y$  axis) was found in the gTLD.

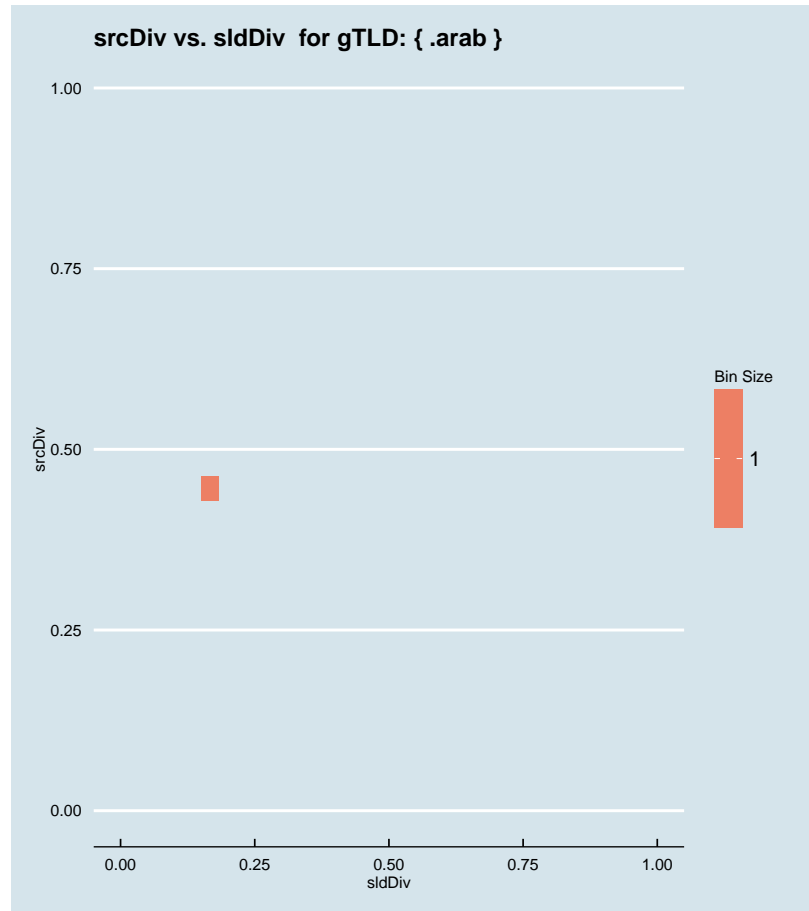


Figure 2.80: Binned scatter-plot of srcDiv and sldDiv for gTLD: { .arab }.

### :: 2.67 Representative SLDs for gTLD: { .aramco }

In this section, we collect representative SLDs related to gTLD: 'aramco'. We found 2 unique SLDs after filtering. A total of 15297 records were considered representative and they are 70.070% of the gTLD dump. Since the total number of records for this gTLD is 15297, there are 0 non-representative records (NRep). In addition, this set comprises  $6.27E-6$  of the entire data-set. Table 2.41 shows the corresponding SLDs ordered by the level of importance. Figure 2.81 shows the record count (PPM) for each representative SLD. Figure 2.82 shows the binned scatter-plot of srcDiv and sldDiv.

► { .aramco }  
Total SLDs: 2  
a-sldDiv: 70.070%  
a-oR: 0.001%  
NRep: 0



Individual SLD descriptors for gTLD: {.aramco}										
SLD	count	sldDiv	$\phi$ -sldDiv	ipcount	srcDiv	$\phi$ -srcDiv	oR	a-srcDiv	a-oR	rem
INCATB	0.014	0.637	1.000	1.1E-5	7.91E-4	1.21E-5	5.7E-6	0.637	5.7E-6	1391
RANDOM10	0.001	0.064	1.000	2.8E-5	0.020	0.001	5.7E-7	0.701	6.27E-6	0

Table 2.41: Top 2 most significant SLDs for gTLD 'aramco'. The SLD list holds 70.070% of the entries found in the gTLD and 6.27E-6 of the total number of entries for the entire experiment. **count** represents the number of records found for the SLD (in parts per million). **sldDiv** is the raw count divided by the number of records of this gTLD dump file. **oR** is the ratio of raw count to the total number of records of the experiment.  $\phi$ -**sldDiv** represents the  $\phi$  percentile of sldDiv on the entire data-set. **a-srcDiv** is the cumulative srcDiv variable. **a-oR** is the cumulative oR.

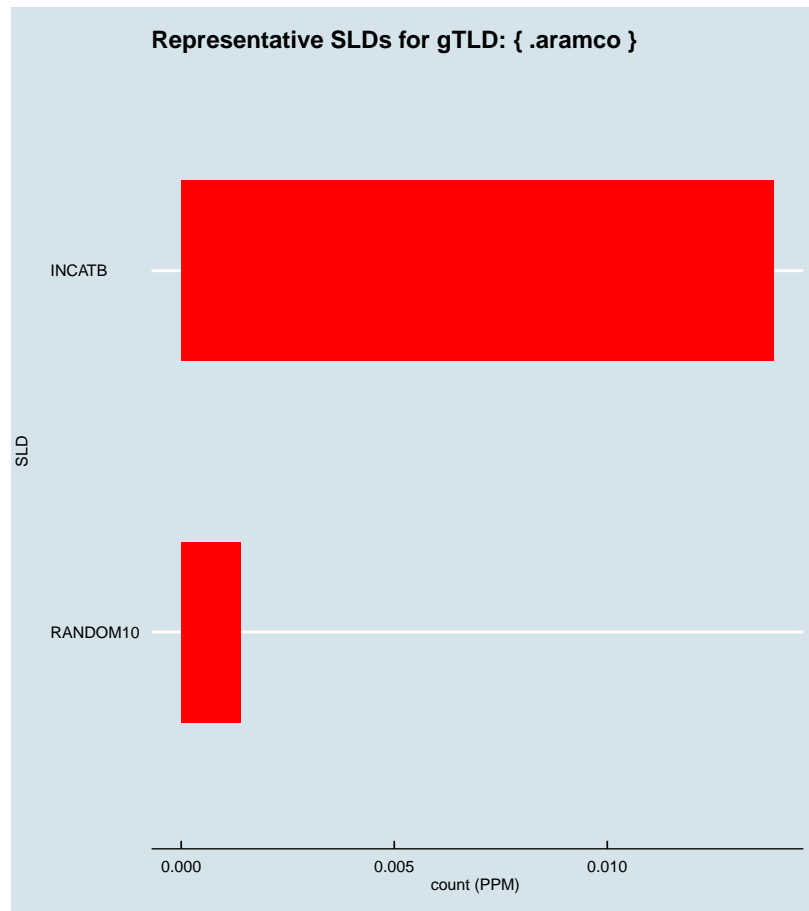


Figure 2.81: Representative SLDs for gTLD: { .aramco }. The  $x$  axis displays number of times (in parts per million) the corresponding SLD ( $y$  axis) was found in the gTLD.

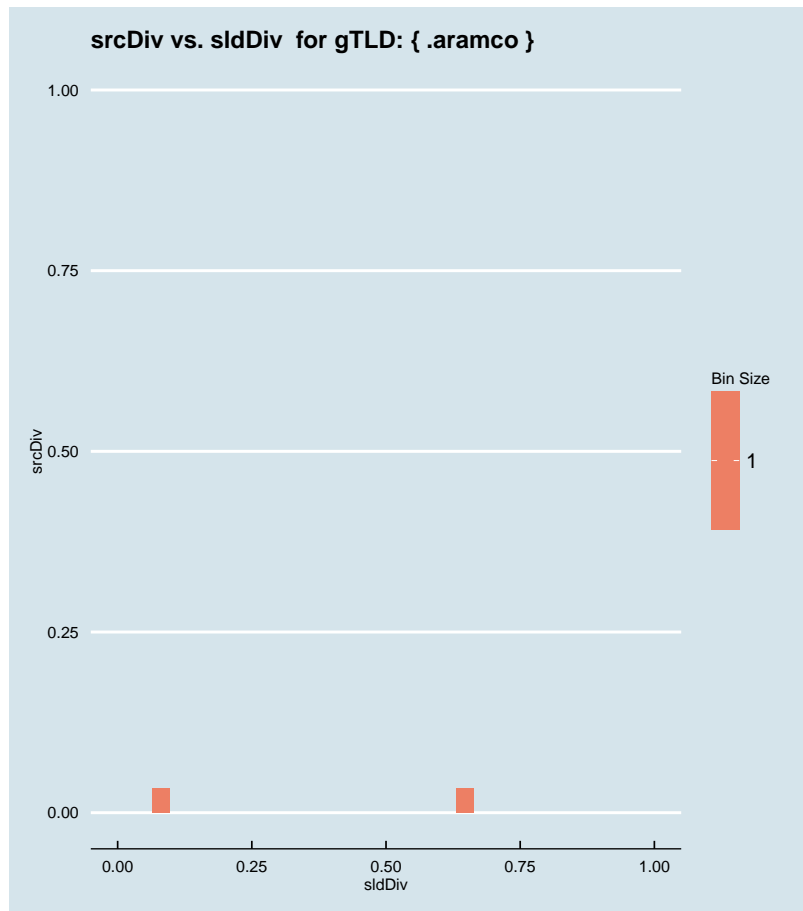


Figure 2.82: Binned scatter-plot of srcDiv and sldDiv for gTLD: { .aramco }.

### :: 2.68 Representative SLDs for gTLD: { .archi }

In this section, we collect representative SLDs related to gTLD: 'archi'. We found 3 unique SLDs after filtering. A total of 7868 records were considered representative and they are 48.049% of the gTLD dump. Since the total number of records for this gTLD is 7868, there are 0 non-representative records (NRep). In addition, this set comprises 3.22E-6 of the entire data-set. Table 2.42 shows the corresponding SLDs ordered by the level of importance. Figure 2.83 shows the record count (PPM) for each representative SLD. Figure 2.84 shows the binned scatter-plot of srcDiv and sldDiv.

► { .archi }  
 Total SLDs: 3  
 a-sldDiv: 48.049%  
 a-oR: 0.000%  
 NRep: 0

Individual SLD descriptors for gTLD: {.archi}										
SLD	count	sldDiv	$\phi$ -sldDiv	ipcount	srcDiv	$\phi$ -srcDiv	oR	a-srcDiv	a-oR	rem
INVALID	0.003	0.175	1.000	2.24E-4	0.078	0.012	1.18E-6	0.175	1.18E-6	4996
INCATF	0.003	0.167	1.000	2.65E-4	0.097	0.016	1.12E-6	0.342	2.3E-6	2261
aea	0.002	0.138	1.000	2.17E-4	0.096	0.016	9.27E-7	0.480	3.22E-6	0

Table 2.42: Top 3 most significant SLDs for gTLD 'archi'. The SLD list holds 48.049% of the entries found in the gTLD and 3.22E-6 of the total number of entries for the entire experiment. **count** represents the number of records found for the SLD (in parts per million). **sldDiv** is the raw count divided by the number of records of this gTLD dump file. **oR** is the ratio of raw count to the total number of records of the experiment.  **$\phi$ -sldDiv** represents the  $\phi$  percentile of sldDiv on the entire data-set. **a-srcDiv** is the cumulative srcDiv variable. **a-oR** is the cumulative oR.

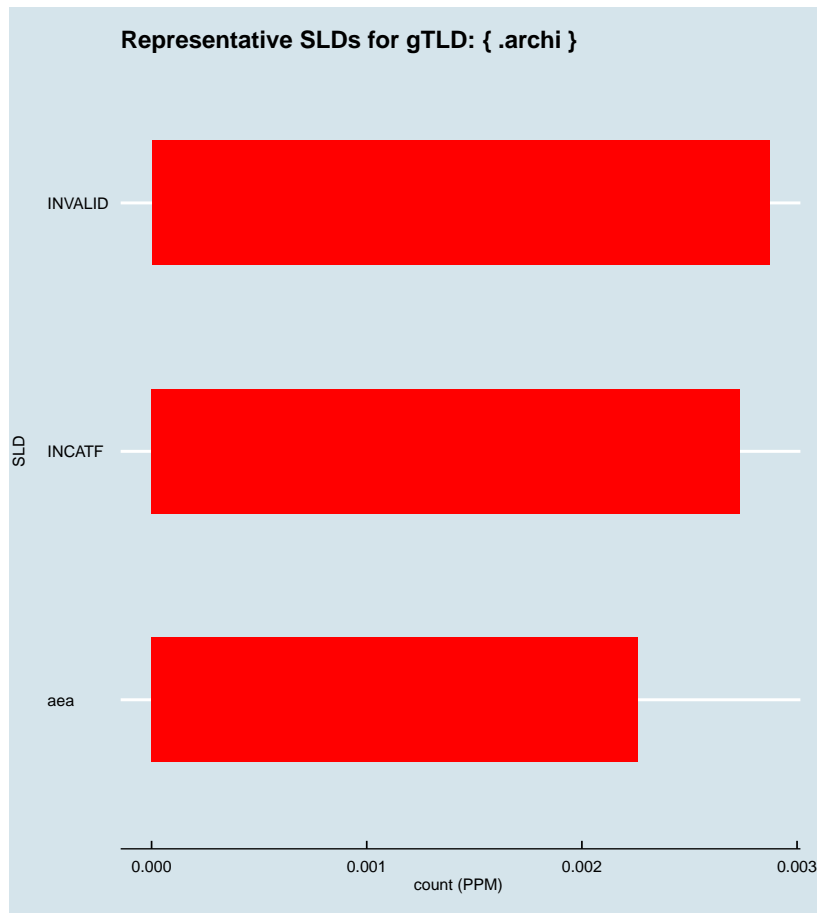


Figure 2.83: Representative SLDs for gTLD: { .archi }. The x axis displays number of times (in parts per million) the corresponding SLD (y axis) was found in the gTLD.



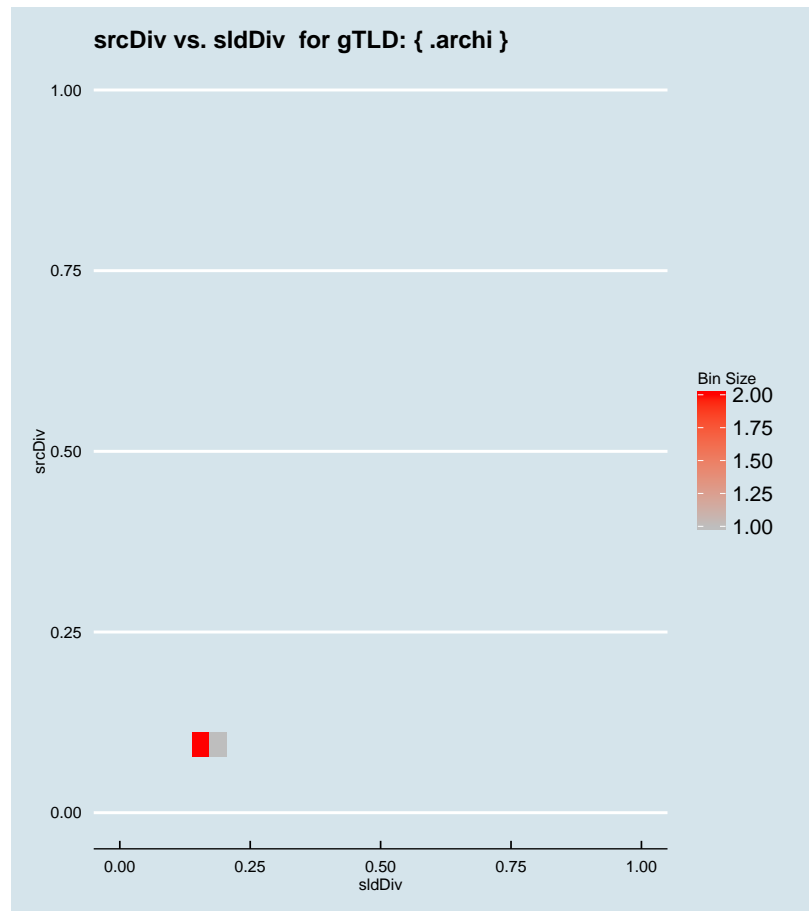


Figure 2.84: Binned scatter-plot of srcDiv and sldDiv for gTLD: { .archi }.

### :: 2.69 Representative SLDs for gTLD: { .architect }

In this section, we collect representative SLDs related to gTLD: 'architect'. We found 0 unique SLDs after filtering. A total of 0 records were considered representative and they are 0.000% of the gTLD dump. Since the total number of records for this gTLD is 0, there are 0 non-representative records (NRep). In addition, this set comprises 0E0 of the entire data-set.

### :: 2.70 Representative SLDs for gTLD: { .are }

In this section, we collect representative SLDs related to gTLD: 'are'. We found 7

▶ { .architect }  
 Total SLDs: 0  
 a-sldDiv: 0.000%  
 a-oR: 0.000%  
 NRep: 0

▶ { .are }  
 Total SLDs: 7  
 a-sldDiv: 71.020%  
 a-oR: 0.001%  
 NRep: 0

unique SLDs after filtering. A total of 32429 records were considered representative and they are 71.020% of the gTLD dump. Since the total number of records for this gTLD is 32429, there are 0 non-representative records (NRep). In addition, this set comprises  $1.33E-5$  of the entire data-set. Table 2.43 shows the corresponding SLDs ordered by the level of importance. Figure 2.85 shows the record count (PPM) for each representative SLD. Figure 2.86 shows the binned scatter-plot of srcDiv and sldDiv.

Individual SLD descriptors for gTLD: {are}										
SLD	count	sldDiv	$\phi$ -sldDiv	ipcount	srcDiv	$\phi$ -srcDiv	oR	a-srcDiv	a-oR	rem
INCATB	0.014	0.300	1.000	0.003	0.239	0.056	$5.62E-6$	0.300	$5.62E-6$	18712
INCATE	0.007	0.144	1.000	0.003	0.495	0.130	$2.69E-6$	0.444	$8.31E-6$	12150
INVALID	0.004	0.085	1.000	$3.7E-4$	0.095	0.016	$1.59E-6$	0.529	$9.9E-6$	8268
RANDOM10	0.003	0.058	1.000	$3.44E-4$	0.131	0.025	$1.08E-6$	0.587	$1.1E-5$	5632
INCATC	0.002	0.053	1.000	0.001	0.539	0.181	$9.84E-7$	0.639	$1.2E-5$	3230
RANDOM13	0.002	0.041	1.000	$4.08E-4$	0.216	0.051	$7.73E-7$	0.681	$1.27E-5$	1343
SHORTSLD	0.001	0.029	0.999	$6.99E-4$	0.520	0.178	$5.5E-7$	0.710	$1.33E-5$	0

Table 2.43: Top 7 most significant SLDs for gTLD 'are'. The SLD list holds 71.020% of the entries found in the gTLD and  $1.33E-5$  of the total number of entries for the entire experiment. **count** represents the number of records found for the SLD (in parts per million). **sldDiv** is the raw count divided by the number of records of this gTLD dump file. **oR** is the ratio of raw count to the total number of records of the experiment.  **$\phi$ -sldDiv** represents the  $\phi$  percentile of sldDiv on the entire data-set. **a-srcDiv** is the cumulative srcDiv variable. **a-oR** is the cumulative oR.

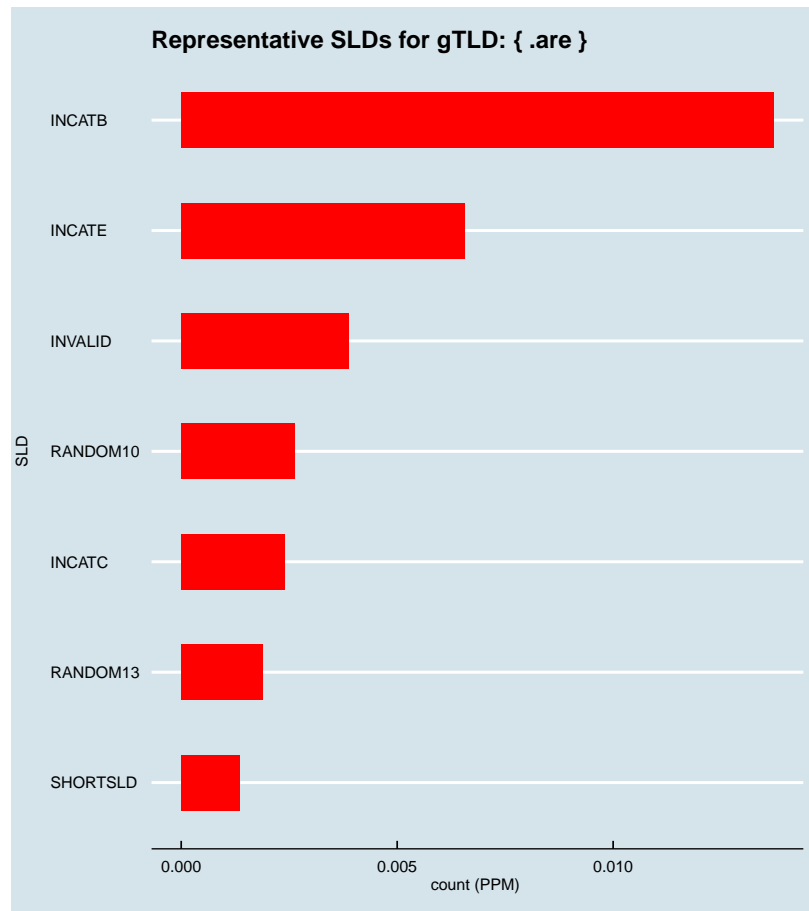


Figure 2.85: Representative SLDs for gTLD: { .are}. The x axis displays number of times (in parts per million) the corresponding SLD (y axis) was found in the gTLD.

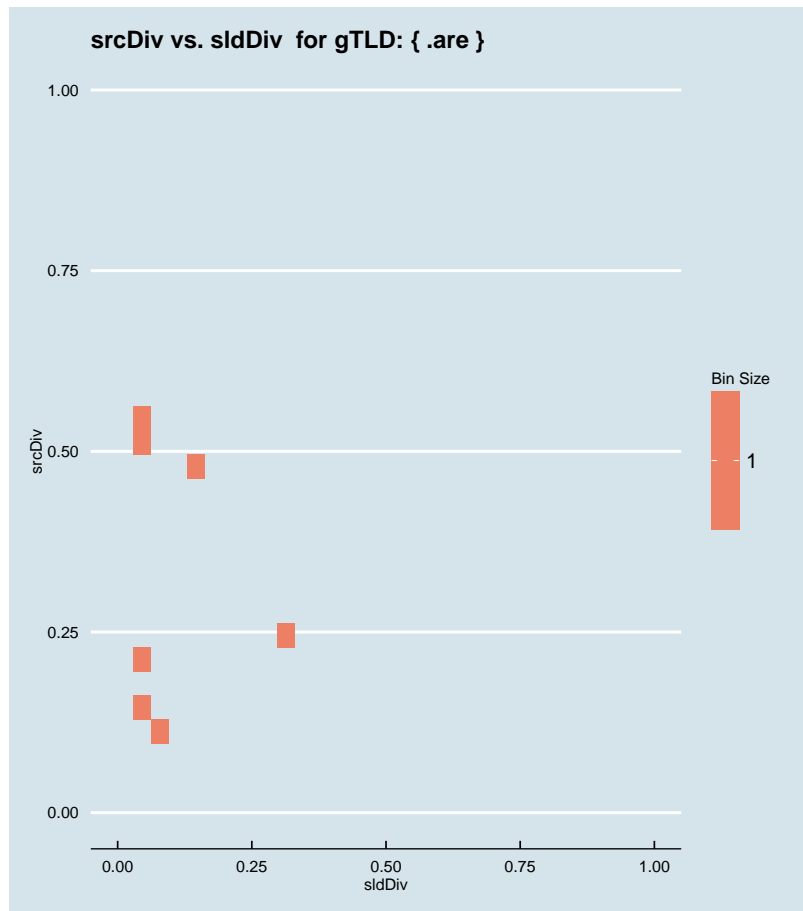


Figure 2.86: Binned scatter-plot of srcDiv and sldDiv for gTLD: { .are }.

### :: 2.71 Representative SLDs for gTLD: { .army }

In this section, we collect representative SLDs related to gTLD: 'army'. We found 10 unique SLDs after filtering. A total of 116496 records were considered representative and they are 81.147% of the gTLD dump. Since the total number of records for this gTLD is 116496, there are 0 non-representative records (NRep). In addition, this set comprises 4.77E-5 of the entire data-set. Table 2.44 shows the corresponding SLDs ordered by the level of importance. Figure 2.87 shows the record count (PPM) for each representative SLD. Figure 2.88 shows the binned scatter-plot of srcDiv and sldDiv.

► { .army }  
 Total SLDs: 10  
 a-sldDiv: 81.147%  
 a-oR: 0.005%  
 NRep: 0

Individual SLD descriptors for gTLD: {.army}										
SLD	count	sldDiv	$\phi$ -sldDiv	ipcount	srcDiv	$\phi$ -srcDiv	oR	a-srcDiv	a-oR	rem
INCATB	0.091	0.634	1.000	0.019	0.206	0.048	3.73E-5	0.634	3.73E-5	25470
usace	0.006	0.043	1.000	0.002	0.400	0.114	2.54E-6	0.677	3.98E-5	19266
RANDOM13	0.005	0.035	1.000	6.42E-4	0.128	0.025	2.05E-6	0.712	4.19E-5	14262
amedd	0.004	0.027	0.999	0.002	0.511	0.178	1.59E-6	0.739	4.35E-5	10387
ngb	0.002	0.014	0.999	0.001	0.566	0.186	8.4E-7	0.753	4.43E-5	8338
INVALID	0.002	0.014	0.999	2.47E-4	0.122	0.022	8.31E-7	0.768	4.52E-5	6311
usarec	0.002	0.013	0.999	0.001	0.589	0.192	7.81E-7	0.781	4.59E-5	4406
SHORTSLD	0.002	0.013	0.999	9.34E-4	0.512	0.178	7.48E-7	0.794	4.67E-5	2580
INCATC	0.001	0.009	0.999	8.27E-4	0.637	0.206	5.32E-7	0.803	4.72E-5	1282
conus	0.001	0.009	0.999	7.02E-4	0.548	0.183	5.25E-7	0.811	4.77E-5	0

Table 2.44: Top 10 most significant SLDs for gTLD 'army'. The SLD list holds 81.147% of the entries found in the gTLD and 4.77E-5 of the total number of entries for the entire experiment. **count** represents the number of records found for the SLD (in parts per million). **sldDiv** is the raw count divided by the number of records of this gTLD dump file. **oR** is the ratio of raw count to the total number of records of the experiment.  **$\phi$ -sldDiv** represents the  $\phi$  percentile of sldDiv on the entire data-set. **a-srcDiv** is the cumulative srcDiv variable. **a-oR** is the cumulative oR.

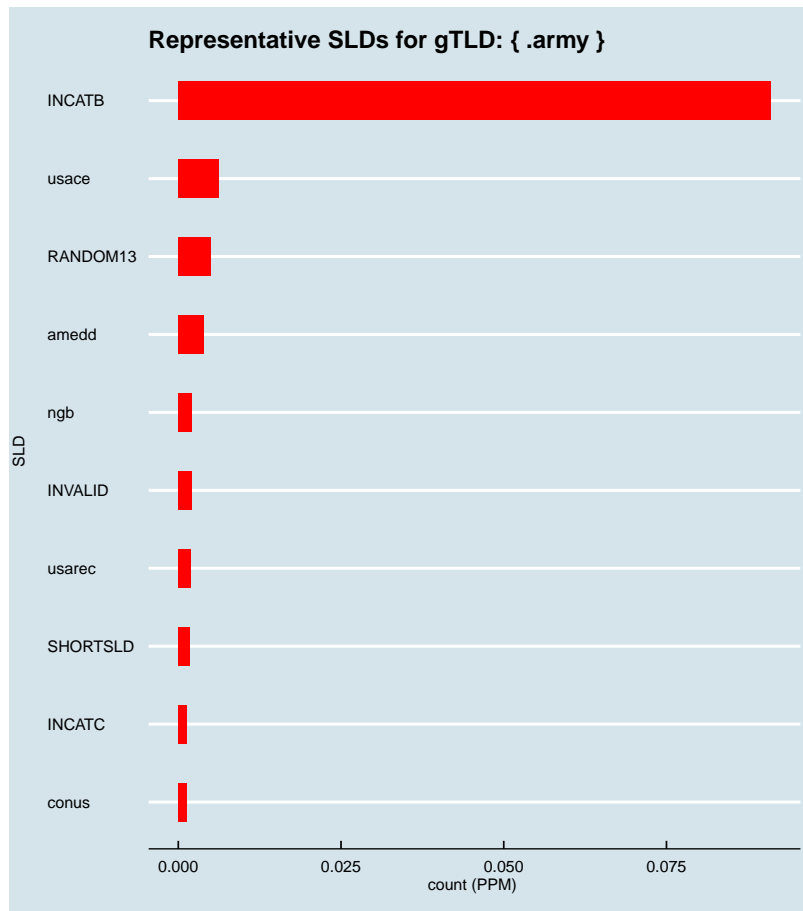


Figure 2.87: Representative SLDs for gTLD: { .army }. The x axis displays number of times (in parts per million) the corresponding SLD (y axis) was found in the gTLD.

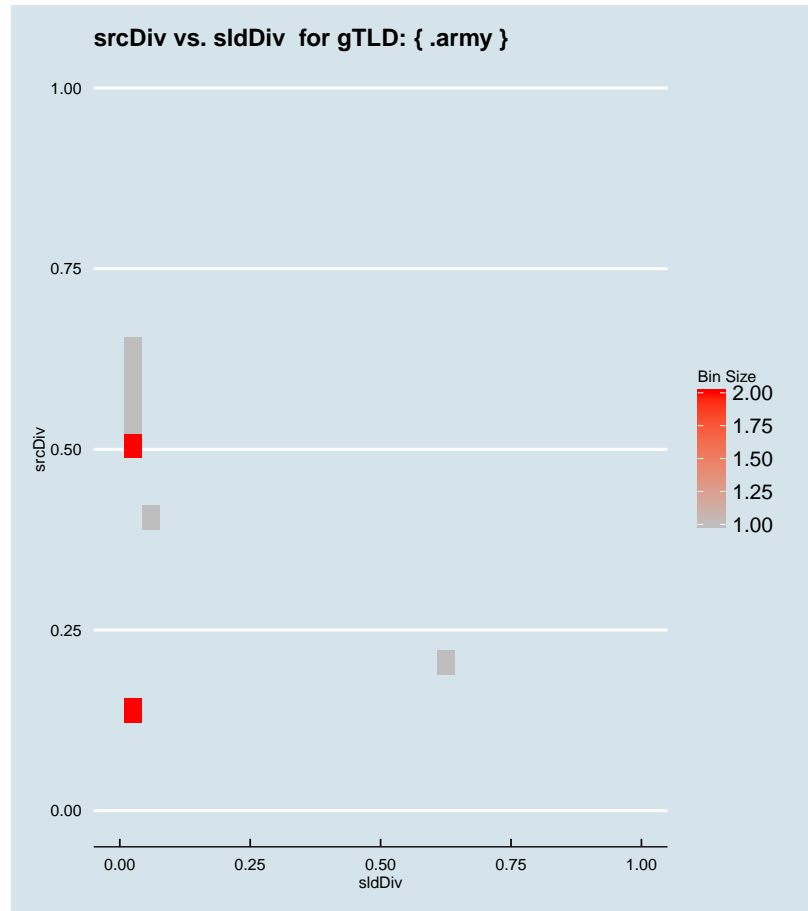


Figure 2.88: Binned scatter-plot of srcDiv and sldDiv for gTLD: { .army }.

## :: 2.72 Representative SLDs for gTLD: { .art }

In this section, we collect representative SLDs related to gTLD: 'art'. We found 15 unique SLDs after filtering. A total of 565777 records were considered representative and they are 90.724% of the gTLD dump. Since the total number of records for this gTLD is 565777, there are 0 non-representative records (NRep). In addition, this set comprises  $2.32E-4$  of the entire data-set. Table 2.45 shows the corresponding SLDs ordered by the level of importance. Figure 2.89 shows the record count (PPM) for each representative SLD. Figure 2.90 shows the binned scatter-plot of srcDiv and sldDiv.

► { .art }  
Total SLDs: 15  
a-sldDiv: 90.724%  
a-oR: 0.023%  
NRep: 0

Individual SLD descriptors for gTLD: {art}										
SLD	count	sldDiv	$\phi$ -sldDiv	ipcount	srcDiv	$\phi$ -srcDiv	oR	a-srcDiv	a-oR	rem
checkfree	0.400	0.642	1.000	0.009	0.023	0.002	1.64E-4	0.642	1.64E-4	165628
INCATD	0.029	0.046	1.000	0.003	0.094	0.016	1.18E-5	0.688	1.76E-4	136801
INCATB	0.027	0.043	1.000	0.005	0.185	0.041	1.11E-5	0.731	1.87E-4	109691
RANDOM13	0.024	0.039	1.000	0.002	0.064	0.009	9.84E-6	0.770	1.97E-4	85673
INVALID	0.016	0.026	0.999	0.003	0.156	0.032	6.65E-6	0.796	2.03E-4	69454
SHORTSLD	0.014	0.023	0.999	0.001	0.097	0.016	5.79E-6	0.819	2.09E-4	55324
INCATF	0.014	0.022	0.999	0.001	0.105	0.018	5.56E-6	0.840	2.15E-4	41767
RANDOM10	0.008	0.013	0.999	0.002	0.188	0.042	3.43E-6	0.854	2.18E-4	33406
packages	0.007	0.011	0.999	0.003	0.441	0.121	2.74E-6	0.864	2.21E-4	26709
happy	0.007	0.010	0.999	0.004	0.596	0.193	2.68E-6	0.875	2.24E-4	20164
INCATC	0.006	0.010	0.999	0.002	0.395	0.107	2.53E-6	0.885	2.26E-4	14002
wpad	0.005	0.008	0.999	0.001	0.226	0.053	1.94E-6	0.892	2.28E-4	9276
isatap	0.004	0.006	0.999	0.001	0.258	0.066	1.64E-6	0.899	2.3E-4	5273
INCATE	0.004	0.006	0.999	0.002	0.633	0.205	1.52E-6	0.905	2.31E-4	1566
INCATI	0.002	0.003	0.998	6.4E-5	0.041	0.004	6.42E-7	0.907	2.32E-4	0

Table 2.45: Top 15 most significant SLDs for gTLD 'art'. The SLD list holds 90.724% of the entries found in the gTLD and 2.32E-4 of the total number of entries for the entire experiment. **count** represents the number of records found for the SLD (in parts per million). **sldDiv** is the raw count divided by the number of records of this gTLD dump file. **oR** is the ratio of raw count to the total number of records of the experiment.  **$\phi$ -sldDiv** represents the  $\phi$  percentile of sldDiv on the entire data-set. **a-srcDiv** is the cumulative srcDiv variable. **a-oR** is the cumulative oR.



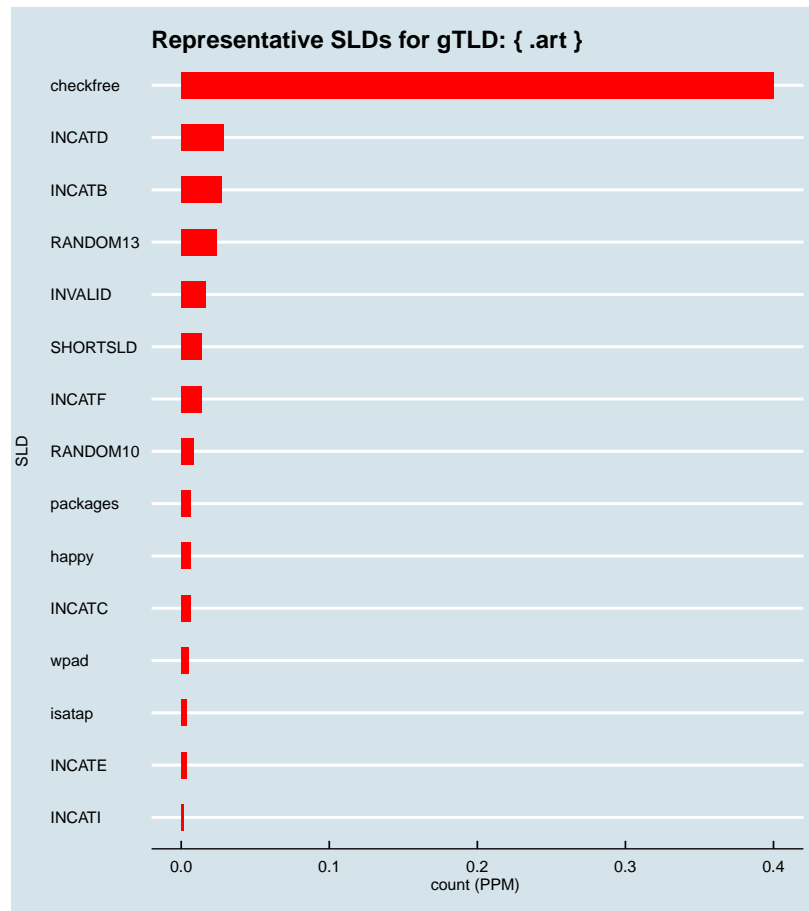


Figure 2.89: Representative SLDs for gTLD: { .art}. The x axis displays number of times (in parts per million) the corresponding SLD (y axis) was found in the gTLD.

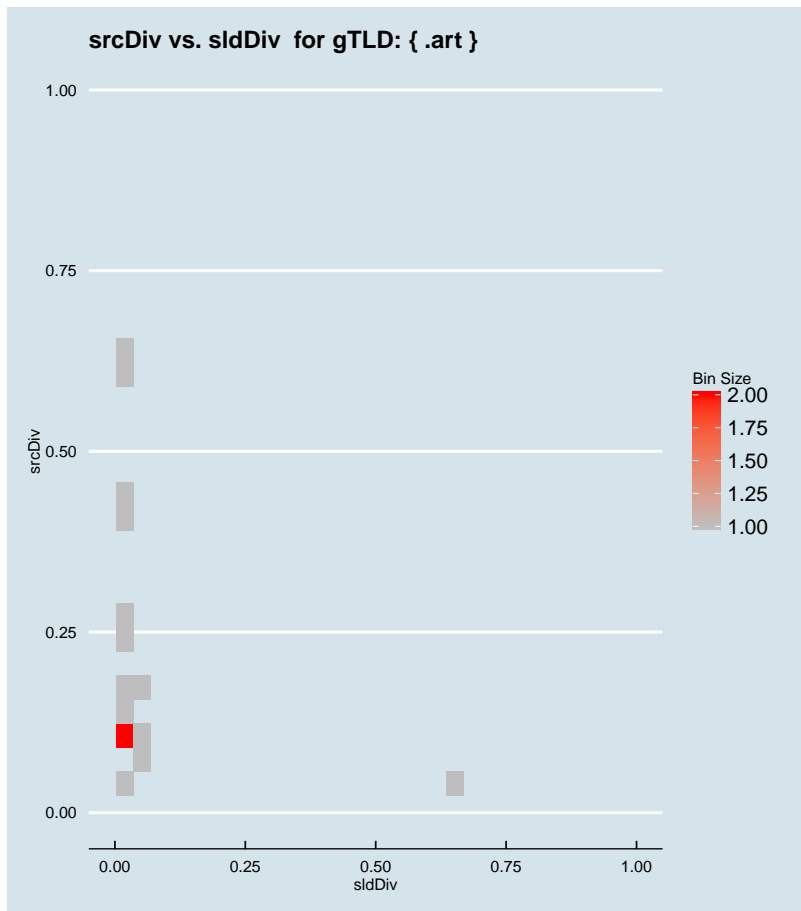


Figure 2.90: Binned scatter-plot of srcDiv and sldDiv for gTLD: { .art }.

### :: 2.73 Representative SLDs for gTLD: { .arte }

In this section, we collect representative SLDs related to gTLD: 'arte'. We found 7 unique SLDs after filtering. A total of 25055 records were considered representative and they are 76.661% of the gTLD dump. Since the total number of records for this gTLD is 25055, there are 0 non-representative records (NRep). In addition, this set comprises 1.03E-5 of the entire data-set. Table 2.46 shows the corresponding SLDs ordered by the level of importance. Figure 2.91 shows the record count (PPM) for each representative SLD. Figure 2.92 shows the binned scatter-plot of srcDiv and sldDiv.

► { .arte }  
 Total SLDs: 7  
 a-sldDiv: 76.661%  
 a-oR: 0.001%  
 NRep: 0

Individual SLD descriptors for gTLD: {arte}										
SLD	count	sldDiv	$\phi$ -sldDiv	ipcount	srcDiv	$\phi$ -srcDiv	oR	a-srcDiv	a-oR	rem
strg	0.011	0.333	1.000	5.87E-4	0.054	0.007	4.46E-6	0.333	4.46E-6	14175
RANDOM10	0.005	0.153	1.000	6.26E-4	0.125	0.024	2.05E-6	0.486	6.5E-6	9183
INCATF	0.002	0.066	1.000	3.11E-4	0.143	0.029	8.9E-7	0.552	7.39E-6	7012
RANDOM13	0.002	0.064	1.000	3.32E-4	0.158	0.033	8.59E-7	0.616	8.25E-6	4917
INVALID	0.002	0.054	1.000	2.19E-4	0.124	0.023	7.26E-7	0.670	8.98E-6	3146
INCATB	0.002	0.053	1.000	6.05E-4	0.347	0.097	7.15E-7	0.724	9.69E-6	1401
INCATC	0.001	0.043	1.000	4.51E-4	0.322	0.081	5.74E-7	0.767	1.03E-5	0

Table 2.46: Top 7 most significant SLDs for gTLD 'arte'. The SLD list holds 76.661% of the entries found in the gTLD and  $1.03E-5$  of the total number of entries for the entire experiment. **count** represents the number of records found for the SLD (in parts per million). **sldDiv** is the raw count divided by the number of records of this gTLD dump file. **oR** is the ratio of raw count to the total number of records of the experiment.  **$\phi$ -sldDiv** represents the  $\phi$  percentile of sldDiv on the entire data-set. **a-srcDiv** is the cumulative srcDiv variable. **a-oR** is the cumulative oR.

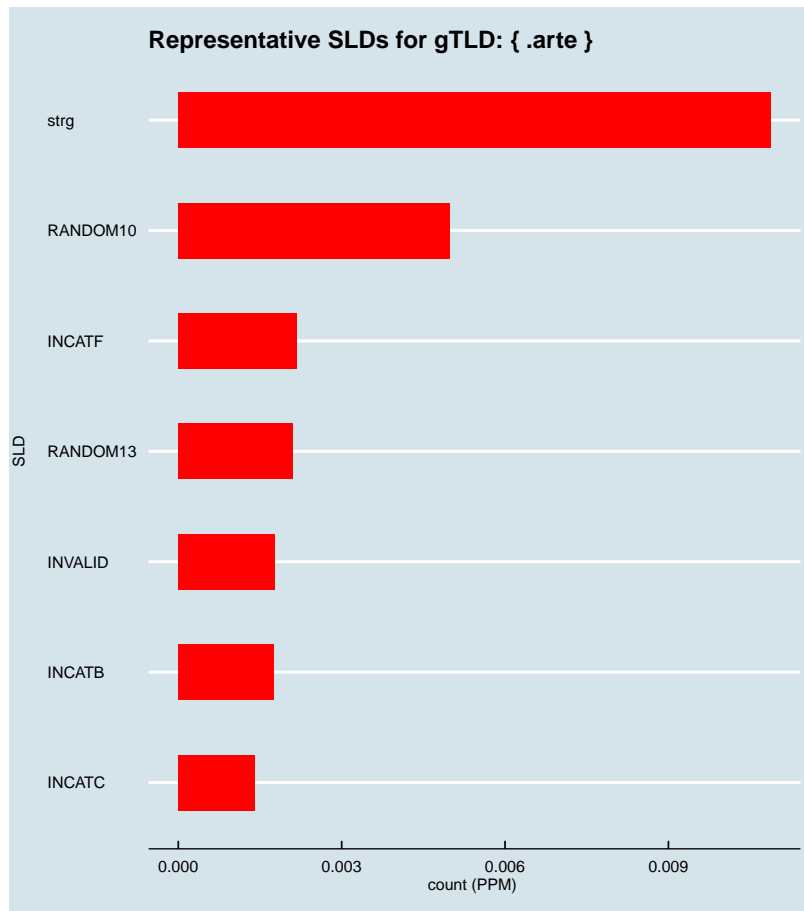


Figure 2.91: Representative SLDs for gTLD: { .arte}. The *x* axis displays number of times (in parts per million) the corresponding SLD (*y* axis) was found in the gTLD.

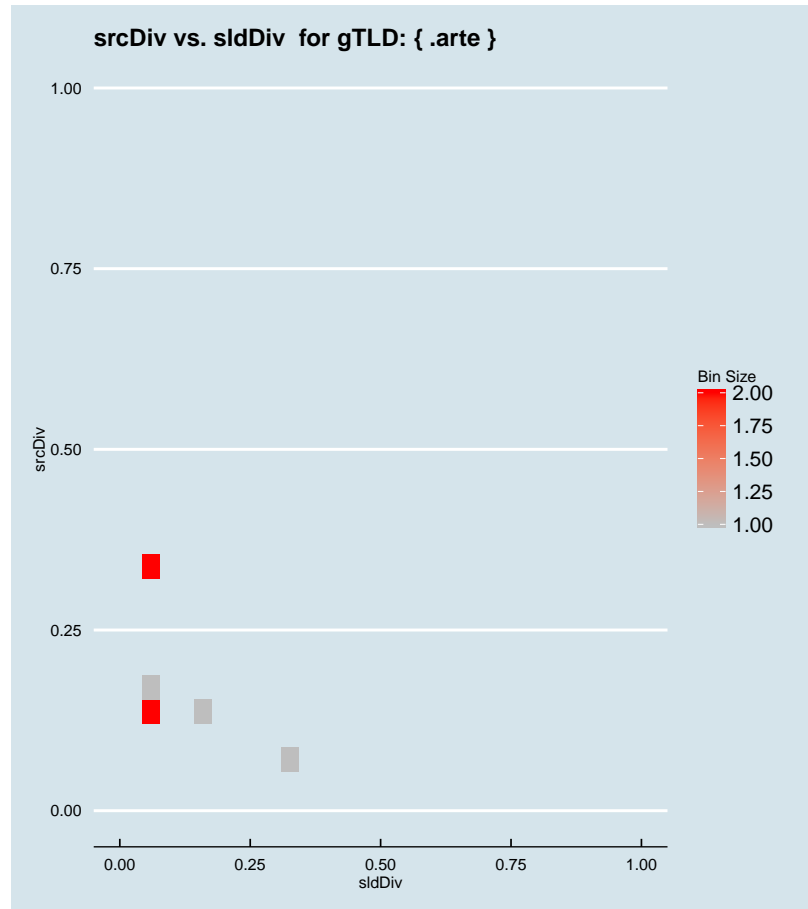


Figure 2.92: Binned scatter-plot of srcDiv and sldDiv for gTLD: { .arte}.

### :: 2.74 Representative SLDs for gTLD: { .asda }

In this section, we collect representative SLDs related to gTLD: 'asda'. We found 3 unique SLDs after filtering. A total of 5798 records were considered representative and they are 34.687% of the gTLD dump. Since the total number of records for this gTLD is 5798, there are 0 non-representative records (NRep). In addition, this set comprises 2.38E-6 of the entire data-set. Table 2.47 shows the corresponding SLDs ordered by the level of importance. Figure 2.93 shows the record count (PPM) for each representative SLD. Figure 2.94 shows the binned scatter-plot of srcDiv and sldDiv.

► { .asda }  
Total SLDs: 3  
a-sldDiv: 34.687%  
a-oR: 0.000%  
NRep: 0



Individual SLD descriptors for gTLD: {asda}										
SLD	count	sldDiv	$\phi$ -sldDiv	ipcount	srcDiv	$\phi$ -srcDiv	oR	a-srcDiv	a-oR	rem
INCATE	0.002	0.143	1.000	9.52E-4	0.398	0.107	9.79E-7	0.143	9.79E-7	3408
INCATC	0.002	0.115	1.000	7.55E-4	0.393	0.107	7.88E-7	0.258	1.77E-6	1486
INCATB	0.001	0.089	1.000	2.22E-4	0.149	0.030	6.09E-7	0.347	2.38E-6	0

Table 2.47: Top 3 most significant SLDs for gTLD 'asda'. The SLD list holds 34.687% of the entries found in the gTLD and 2.38E-6 of the total number of entries for the entire experiment. **count** represents the number of records found for the SLD (in parts per million). **sldDiv** is the raw count divided by the number of records of this gTLD dump file. **oR** is the ratio of raw count to the total number of records of the experiment.  **$\phi$ -sldDiv** represents the  $\phi$  percentile of sldDiv on the entire data-set. **a-srcDiv** is the cumulative srcDiv variable. **a-oR** is the cumulative oR.

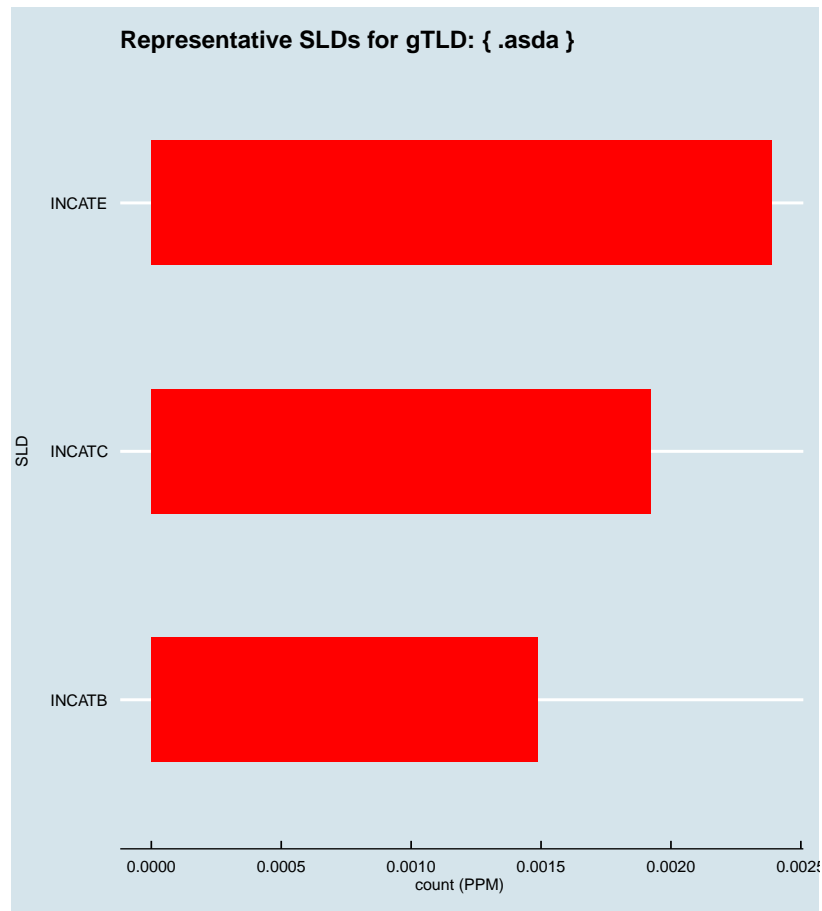


Figure 2.93: Representative SLDs for gTLD: { .asda}. The  $x$  axis displays number of times (in parts per million) the corresponding SLD ( $y$  axis) was found in the gTLD.

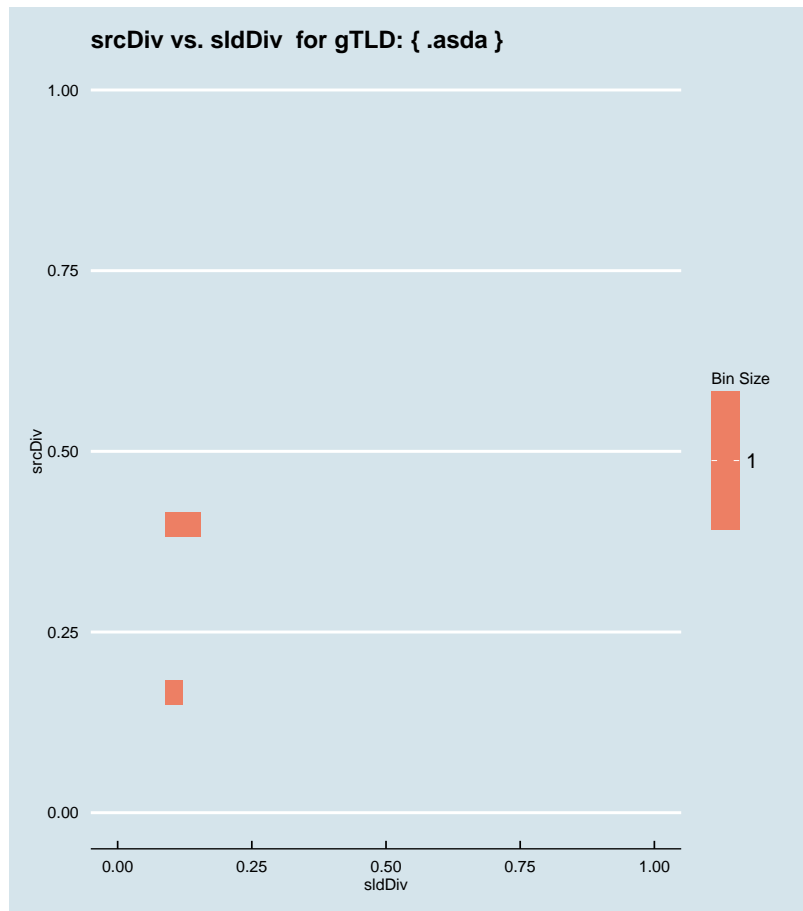


Figure 2.94: Binned scatter-plot of srcDiv and sldDiv for gTLD: { .asda }.

### :: 2.75 Representative SLDs for gTLD: { .associates }

In this section, we collect representative SLDs related to gTLD: 'associates'. We found 5 unique SLDs after filtering. A total of 20502 records were considered representative and they are 75.813% of the gTLD dump. Since the total number of records for this gTLD is 20502, there are 0 non-representative records (NRep). In addition, this set comprises 8.4E-6 of the entire data-set. Table 2.48 shows the corresponding SLDs ordered by the level of importance. Figure 2.95 shows the record count (PPM) for each representative SLD. Figure 2.96 shows the binned scatter-plot of srcDiv and sldDiv.

► { .associates }  
 Total SLDs: 5  
 a-sldDiv: 75.813%  
 a-oR: 0.001%  
 NRep: 0



Individual SLD descriptors for gTLD: {associates}										
SLD	count	sldDiv	$\phi$ -sldDiv	ipcount	srcDiv	$\phi$ -srcDiv	oR	a-srcDiv	a-oR	rem
INCATF	0.010	0.359	1.000	8.01E-4	0.082	0.013	3.98E-6	0.359	3.98E-6	10782
ntdomain	0.004	0.157	1.000	3.29E-4	0.077	0.012	1.74E-6	0.516	5.72E-6	6535
INCATC	0.003	0.120	1.000	1.96E-4	0.060	0.008	1.33E-6	0.637	7.06E-6	3285
INVALID	0.002	0.063	1.000	3.61E-4	0.212	0.049	6.96E-7	0.699	7.75E-6	1586
urology	0.002	0.059	1.000	7.9E-5	0.050	0.006	6.5E-7	0.758	8.4E-6	0

Table 2.48: Top 5 most significant SLDs for gTLD 'associates'. The SLD list holds 75.813% of the entries found in the gTLD and 8.4E-6 of the total number of entries for the entire experiment. **count** represents the number of records found for the SLD (in parts per million). **sldDiv** is the raw count divided by the number of records of this gTLD dump file. **oR** is the ratio of raw count to the total number of records of the experiment.  **$\phi$ -sldDiv** represents the  $\phi$  percentile of sldDiv on the entire data-set. **a-srcDiv** is the cumulative srcDiv variable. **a-oR** is the cumulative oR.

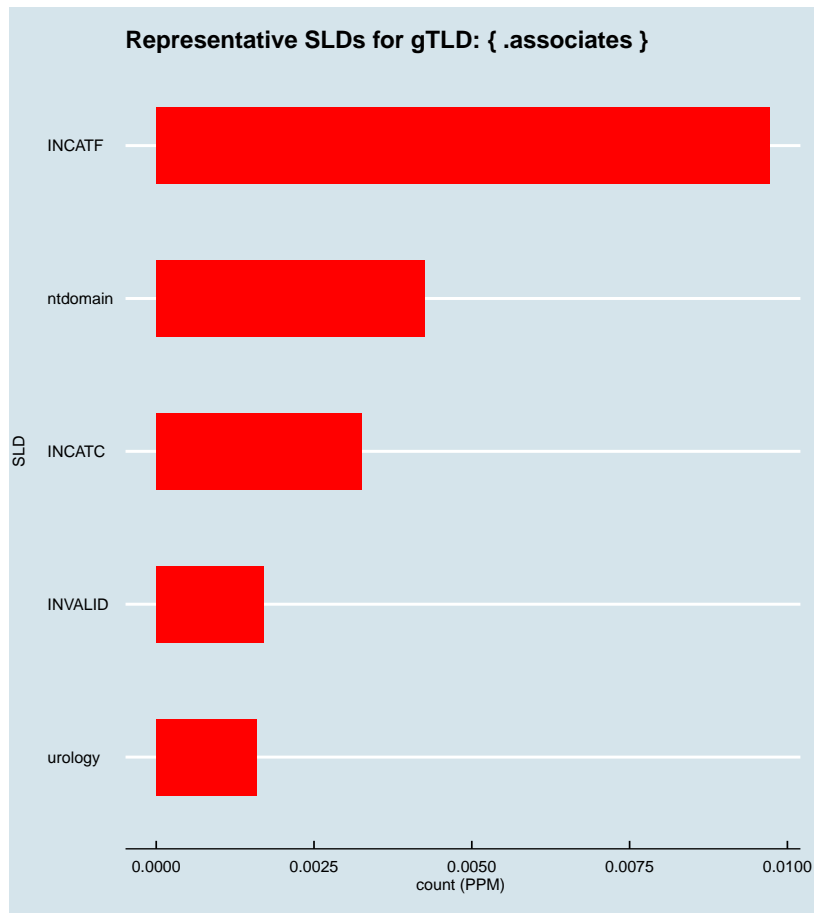


Figure 2.95: Representative SLDs for gTLD: { .associates }. The *x* axis displays number of times (in parts per million) the corresponding SLD (*y* axis) was found in the gTLD.

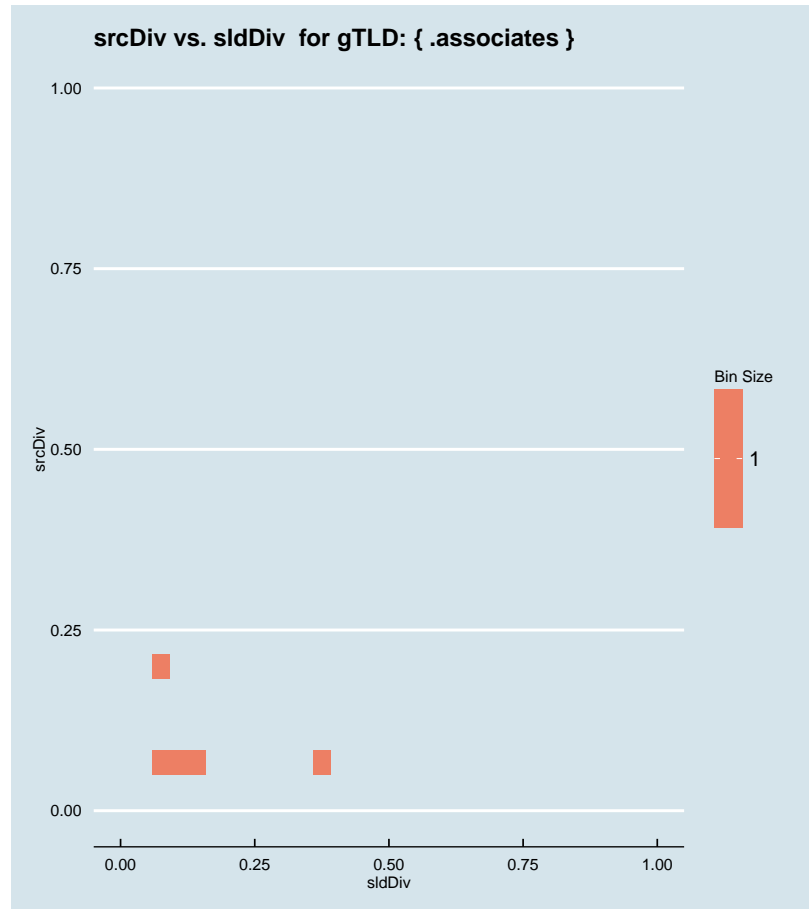


Figure 2.96: Binned scatter-plot of srcDiv and sldDiv for gTLD: { .associates }.

## :: 2.76 Representative SLDs for gTLD: { .astrium }

In this section, we collect representative SLDs related to gTLD: 'astrium'. We found 1 unique SLDs after filtering. A total of 9586 records were considered representative and they are 83.516% of the gTLD dump. Since the total number of records for this gTLD is 9586, there are 0 non-representative records (NRep). In addition, this set comprises 3.93E-6 of the entire data-set. Table 2.49 shows the corresponding SLDs ordered by the level of importance. Figure 2.97 shows the record count (PPM) for each representative SLD. Figure 2.98 shows the binned scatter-plot of srcDiv and sldDiv.

► { .astrium }  
Total SLDs: 1  
a-sldDiv: 83.516%  
a-oR: 0.000%  
NRep: 0

Individual SLD descriptors for gTLD: {astrium}										
SLD	count	sldDiv	$\phi$ -sldDiv	ipcount	srcDiv	$\phi$ -srcDiv	oR	a-srcDiv	a-oR	rem
resource	0.010	0.835	1.000	4.11E-4	0.043	0.005	3.93E-6	0.835	3.93E-6	0

Table 2.49: Top 1 most significant SLDs for gTLD 'astrium'. The SLD list holds 83.516% of the entries found in the gTLD and 3.93E-6 of the total number of entries for the entire experiment. **count** represents the number of records found for the SLD (in parts per million). **sldDiv** is the raw count divided by the number of records of this gTLD dump file. **oR** is the ratio of raw count to the total number of records of the experiment.  $\phi$ -**sldDiv** represents the  $\phi$  percentile of sldDiv on the entire data-set. **a-srcDiv** is the cumulative srcDiv variable. **a-oR** is the cumulative oR.

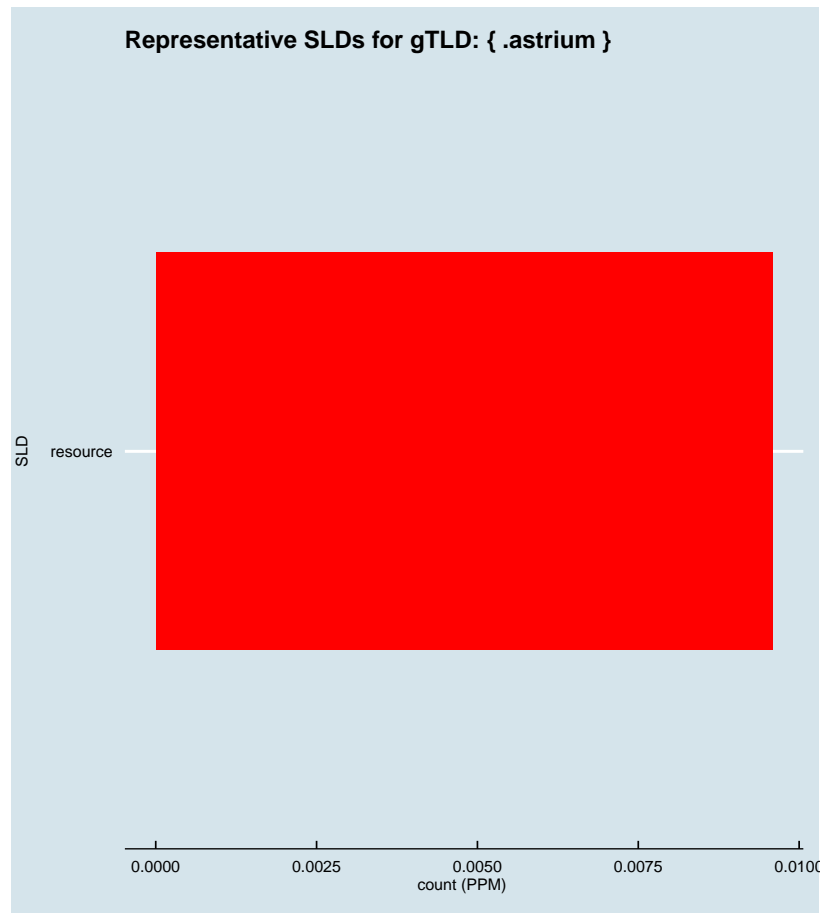


Figure 2.97: Representative SLDs for gTLD: { .astrium }. The  $x$  axis displays number of times (in parts per million) the corresponding SLD ( $y$  axis) was found in the gTLD.

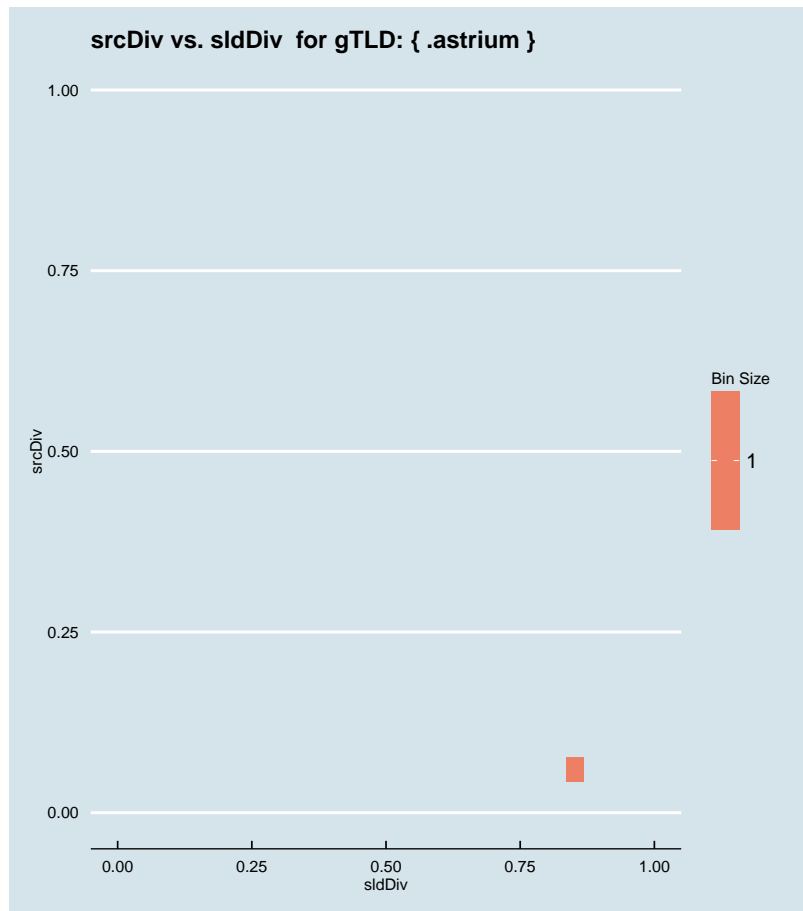


Figure 2.98: Binned scatter-plot of srcDiv and sldDiv for gTLD: { .astrium }.

⚡ 2.77 Representative SLDs for gTLD: { .athleta }

In this section, we collect representative SLDs related to gTLD: 'athleta'. We found 0 unique SLDs after filtering. A total of 0 records were considered representative and they are 0.000% of the gTLD dump. Since the total number of records for this gTLD is 0, there are 0 non-representative records (NRep). In addition, this set comprises 0E0 of the entire data-set.

```
► { .athleta }
Total SLDs: 0
a-sldDiv: 0.000%
a-oR: 0.000%
NRep: 0
```

⚡ 2.78 Representative SLDs for gTLD: { .attorney }

In this section, we collect representative SLDs related to gTLD: 'attorney'. We found

```
► { .attorney }
Total SLDs: 0
a-sldDiv: 0.000%
a-oR: 0.000%
NRep: 0
```

0 unique SLDs after filtering. A total of 0 records were considered representative and they are 0.000% of the gTLD dump. Since the total number of records for this gTLD is 0, there are 0 non-representative records (NRep). In addition, this set comprises 0E0 of the entire data-set.

### :: 2.79 Representative SLDs for gTLD: {.auction}

In this section, we collect representative SLDs related to gTLD: 'auction'. We found 0 unique SLDs after filtering. A total of 0 records were considered representative and they are 0.000% of the gTLD dump. Since the total number of records for this gTLD is 0, there are 0 non-representative records (NRep). In addition, this set comprises 0E0 of the entire data-set.

▶ {.auction}  
Total SLDs: 0  
a-sldDiv: 0.000%  
a-oR: 0.000%  
NRep: 0

### :: 2.80 Representative SLDs for gTLD: {.audi}

In this section, we collect representative SLDs related to gTLD: 'audi'. We found 3 unique SLDs after filtering. A total of 12252 records were considered representative and they are 59.171% of the gTLD dump. Since the total number of records for this gTLD is 12252, there are 0 non-representative records (NRep). In addition, this set comprises 5.02E−6 of the entire data-set. Table 2.50 shows the corresponding SLDs ordered by the level of importance. Figure 2.99 shows the record count (PPM) for each representative SLD. Figure 2.100 shows the binned scatter-plot of srcDiv and sldDiv.

▶ {.audi}  
Total SLDs: 3  
a-sldDiv: 59.171%  
a-oR: 0.001%  
NRep: 0

Individual SLD descriptors for gTLD: {.audi}										
SLD	count	sldDiv	$\phi$ -sldDiv	ipcount	srcDiv	$\phi$ -srcDiv	oR	a-srcDiv	a-oR	rem
INCATC	0.007	0.336	1.000	0.002	0.248	0.057	2.85E−6	0.336	2.85E−6	5286
INCATE	0.003	0.166	1.000	0.002	0.657	0.208	1.41E−6	0.502	4.26E−6	1851
INVALID	0.002	0.089	1.000	1.58E−4	0.085	0.013	7.59E−7	0.592	5.02E−6	0

Table 2.50: Top 3 most significant SLDs for gTLD 'audi'. The SLD list holds 59.171% of the entries found in the gTLD and 5.02E−6 of the total number of entries for the entire experiment. **count** represents the number of records found for the SLD (in parts per million). **sldDiv** is the raw count divided by the number of records of this gTLD dump file. **oR** is the ratio of raw count to the total number of records of the experiment.  **$\phi$ -sldDiv** represents the  $\phi$  percentile of sldDiv on the entire data-set. **a-srcDiv** is the cumulative srcDiv variable. **a-oR** is the cumulative oR.

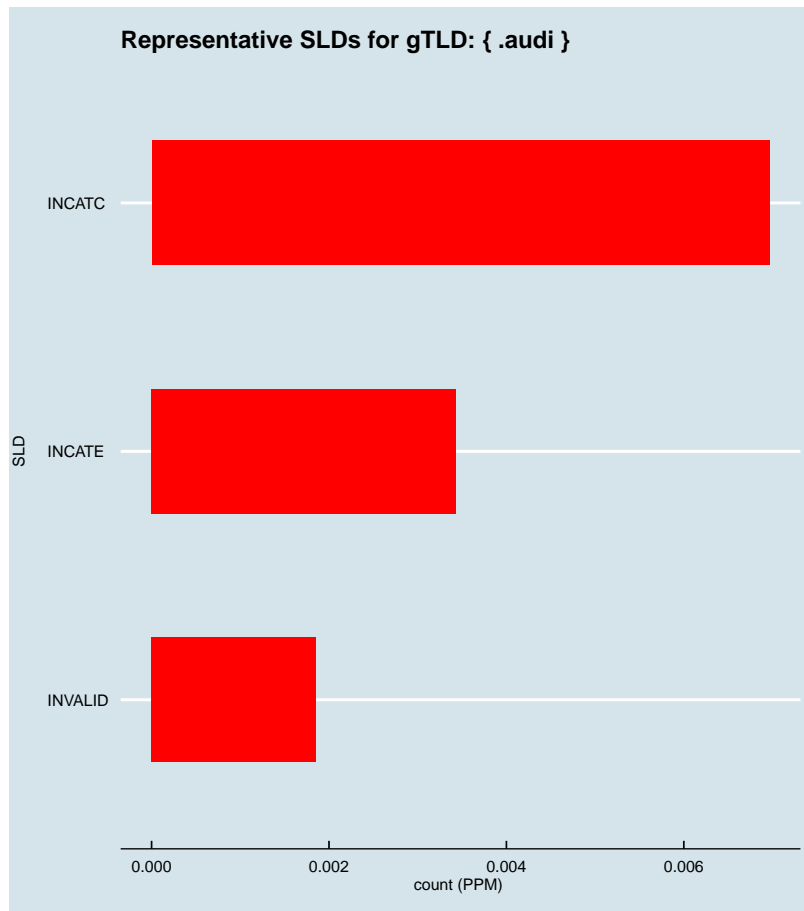


Figure 2.99: Representative SLDs for gTLD: { .audi}. The x axis displays number of times (in parts per million) the corresponding SLD (y axis) was found in the gTLD.



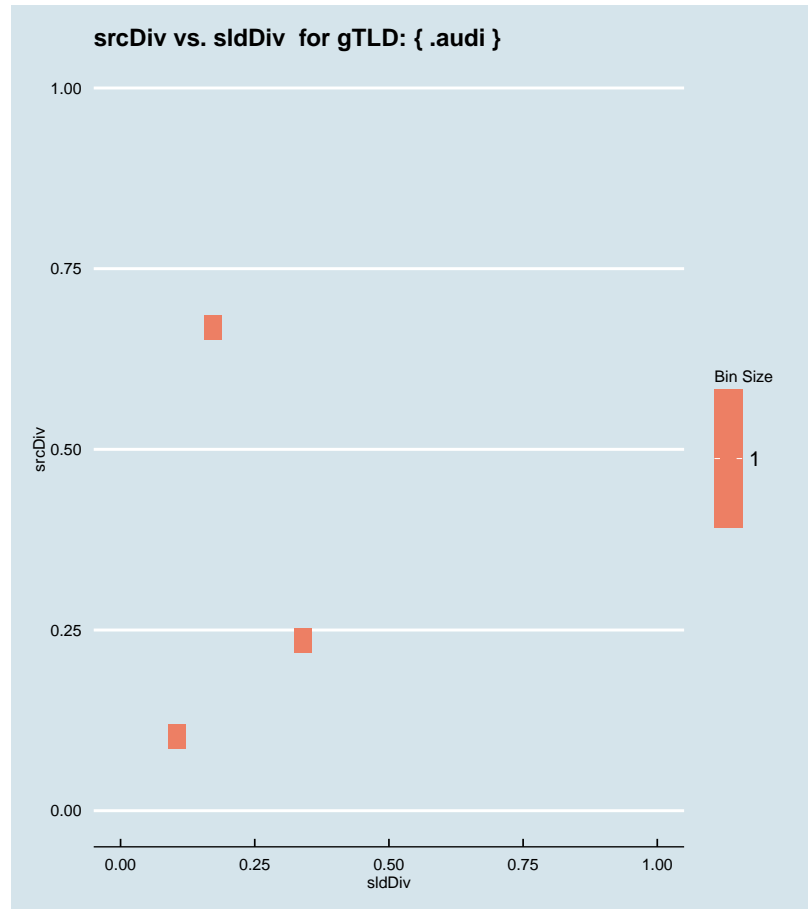


Figure 2.100: Binned scatter-plot of srcDiv and sldDiv for gTLD: { .audi}.

### :: 2.81 Representative SLDs for gTLD: { .audible}

In this section, we collect representative SLDs related to gTLD: 'audible'. We found 1 unique SLDs after filtering. A total of 1497 records were considered representative and they are 87.749% of the gTLD dump. Since the total number of records for this gTLD is 1497, there are 0 non-representative records (NRep). In addition, this set comprises 6.13E-7 of the entire data-set. Table 2.51 shows the corresponding SLDs ordered by the level of importance. Figure 2.101 shows the record count (PPM) for each representative SLD. Figure 2.102 shows the binned scatter-plot of srcDiv and sldDiv.

► { .audible}  
Total SLDs: 1  
a-sldDiv: 87.749%  
a-oR: 0.000%  
NRep: 0



Individual SLD descriptors for gTLD: {audible}										
SLD	count	sldDiv	$\phi$ -sldDiv	ipcount	srcDiv	$\phi$ -srcDiv	oR	a-srcDiv	a-oR	rem
INCATE	0.001	0.877	1.000	0.001	0.711	0.237	6.13E-7	0.877	6.13E-7	0

Table 2.51: Top 1 most significant SLDs for gTLD 'audible'. The SLD list holds 87.749% of the entries found in the gTLD and 6.13E-7 of the total number of entries for the entire experiment. **count** represents the number of records found for the SLD (in parts per million). **sldDiv** is the raw count divided by the number of records of this gTLD dump file. **oR** is the ratio of raw count to the total number of records of the experiment.  **$\phi$ -sldDiv** represents the  $\phi$  percentile of sldDiv on the entire data-set. **a-srcDiv** is the cumulative srcDiv variable. **a-oR** is the cumulative oR.




Figure 2.101: Representative SLDs for gTLD: { .audible}. The  $x$  axis displays number of times (in parts per million) the corresponding SLD ( $y$  axis) was found in the gTLD.

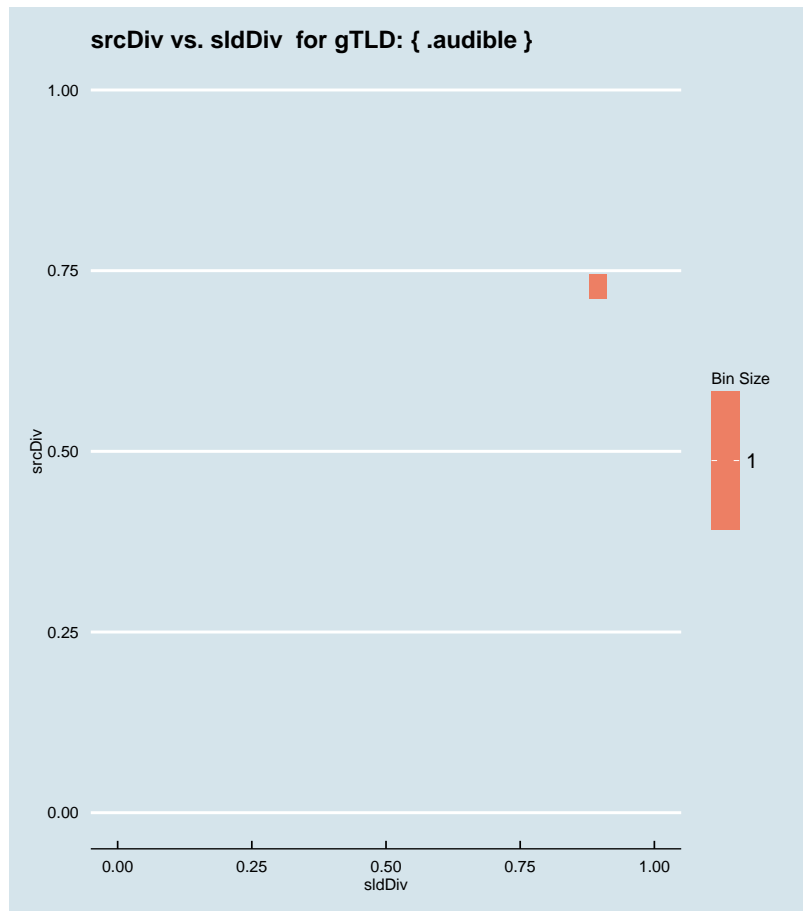


Figure 2.102: Binned scatter-plot of srcDiv and sldDiv for gTLD: { .audible}.

## :: 2.82 Representative SLDs for gTLD: { .audio }

In this section, we collect representative SLDs related to gTLD: 'audio'. We found 4 unique SLDs after filtering. A total of 13945 records were considered representative and they are 58.333% of the gTLD dump. Since the total number of records for this gTLD is 13945, there are 0 non-representative records (NRep). In addition, this set comprises  $5.71E-6$  of the entire data-set. Table 2.52 shows the corresponding SLDs ordered by the level of importance. Figure 2.103 shows the record count (PPM) for each representative SLD. Figure 2.104 shows the binned scatter-plot of srcDiv and sldDiv.

► { .audio }  
 Total SLDs: 4  
 a-sldDiv: 58.333%  
 a-oR: 0.001%  
 NRep: 0

Individual SLD descriptors for gTLD: {audio}										
SLD	count	sldDiv	$\phi$ -sldDiv	ipcount	srcDiv	$\phi$ -srcDiv	oR	a-srcDiv	a-oR	rem
INVALID	0.006	0.264	1.000	5.81E-4	0.092	0.015	2.58E-6	0.264	2.58E-6	7644
INCATE	0.003	0.135	1.000	0.002	0.623	0.202	1.32E-6	0.399	3.91E-6	4416
RANDOM13	0.003	0.129	1.000	5.66E-4	0.184	0.041	1.26E-6	0.527	5.17E-6	1338
INCATB	0.001	0.056	1.000	4.9E-4	0.366	0.101	5.48E-7	0.583	5.71E-6	0

Table 2.52: Top 4 most significant SLDs for gTLD 'audio'. The SLD list holds 58.333% of the entries found in the gTLD and 5.71E-6 of the total number of entries for the entire experiment. **count** represents the number of records found for the SLD (in parts per million). **sldDiv** is the raw count divided by the number of records of this gTLD dump file. **oR** is the ratio of raw count to the total number of records of the experiment.  **$\phi$ -sldDiv** represents the  $\phi$  percentile of sldDiv on the entire data-set. **a-srcDiv** is the cumulative srcDiv variable. **a-oR** is the cumulative oR.

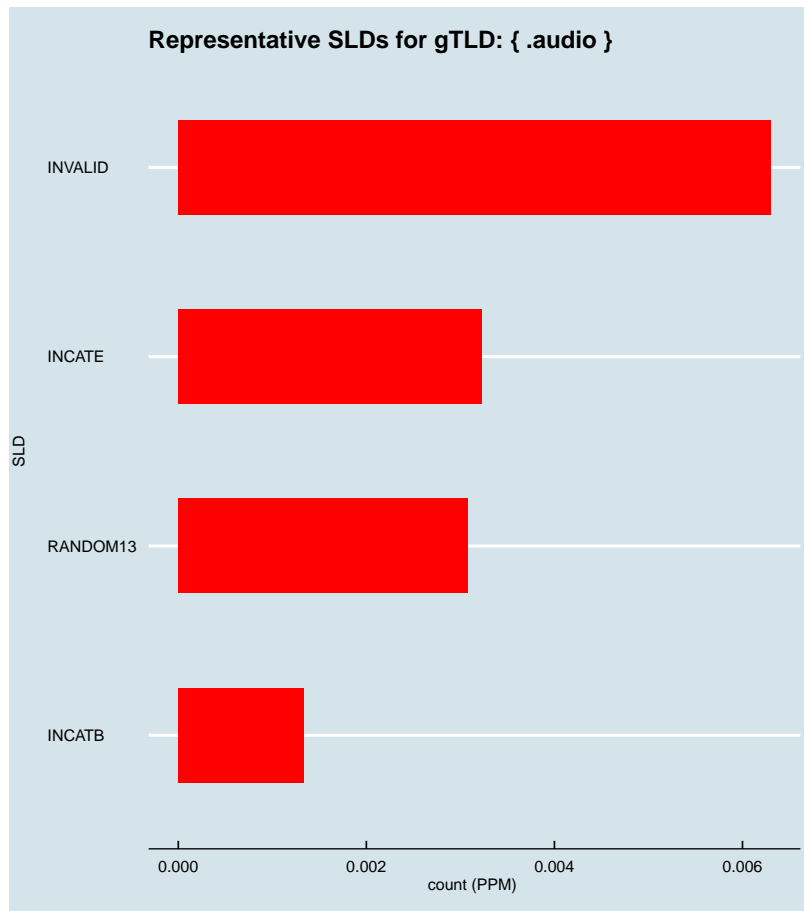


Figure 2.103: Representative SLDs for gTLD: { .audio}. The  $x$  axis displays number of times (in parts per million) the corresponding SLD ( $y$  axis) was found in the gTLD.

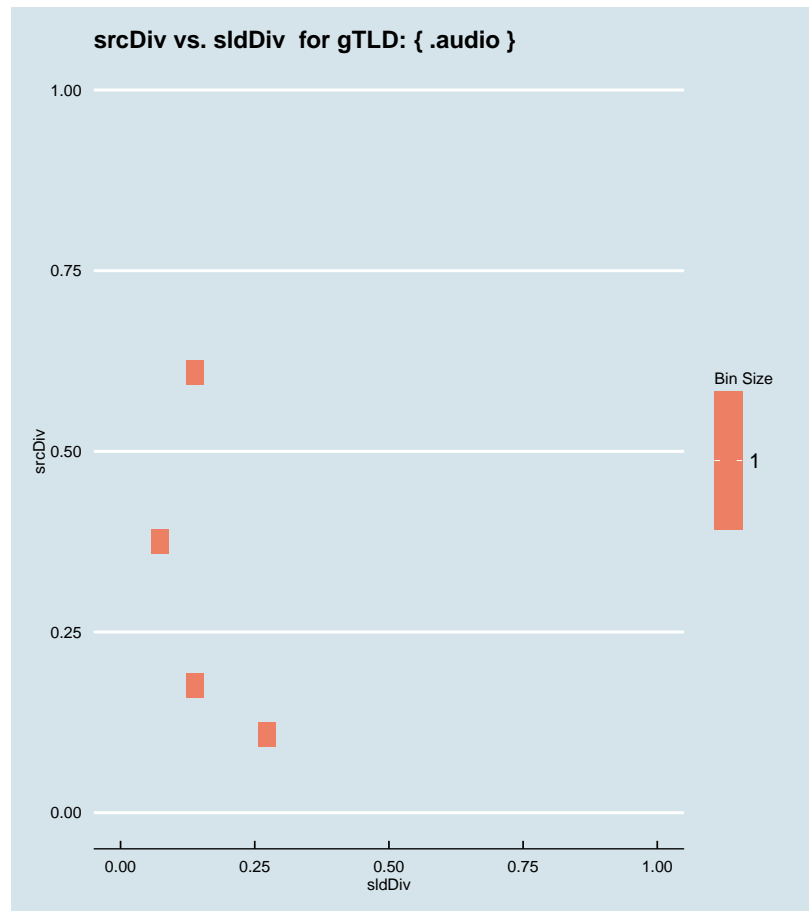


Figure 2.104: Binned scatter-plot of srcDiv and sldDiv for gTLD: { .audio }.

### :: 2.83 Representative SLDs for gTLD: { .auspost }

In this section, we collect representative SLDs related to gTLD: 'auspost'. We found 0 unique SLDs after filtering. A total of 0 records were considered representative and they are 0.000% of the gTLD dump. Since the total number of records for this gTLD is 0, there are 0 non-representative records (NRep). In addition, this set comprises 0E0 of the entire data-set.

### :: 2.84 Representative SLDs for gTLD: { .author }

In this section, we collect representative SLDs related to gTLD: 'author'. We found 2

▶ { .auspost }  
Total SLDs: 0  
a-sldDiv: 0.000%  
a-oR: 0.000%  
NRep: 0

▶ { .author }  
Total SLDs: 2  
a-sldDiv: 69.545%  
a-oR: 0.000%  
NRep: 0



unique SLDs after filtering. A total of 2980 records were considered representative and they are 69.545% of the gTLD dump. Since the total number of records for this gTLD is 2980, there are 0 non-representative records (NRep). In addition, this set comprises 1.22E−6 of the entire data-set. Table 2.53 shows the corresponding SLDs ordered by the level of importance. Figure 2.105 shows the record count (PPM) for each representative SLD. Figure 2.106 shows the binned scatter-plot of srcDiv and sldDiv.

Individual SLD descriptors for gTLD: {author}										
SLD	count	sldDiv	$\phi$ -sldDiv	ipcount	srcDiv	$\phi$ -srcDiv	oR	a-srcDiv	a-oR	rem
INCATB	0.002	0.359	1.000	5.1E−4	0.332	0.082	6.3E−7	0.359	6.3E−7	1443
INCATC	0.001	0.337	1.000	5.27E−4	0.365	0.101	5.91E−7	0.695	1.22E−6	0

Table 2.53: Top 2 most significant SLDs for gTLD 'author'. The SLD list holds 69.545% of the entries found in the gTLD and 1.22E−6 of the total number of entries for the entire experiment. **count** represents the number of records found for the SLD (in parts per million). **sldDiv** is the raw count divided by the number of records of this gTLD dump file. **oR** is the ratio of raw count to the total number of records of the experiment.  **$\phi$ -sldDiv** represents the  $\phi$  percentile of sldDiv on the entire data-set. **a-srcDiv** is the cumulative srcDiv variable. **a-oR** is the cumulative oR.



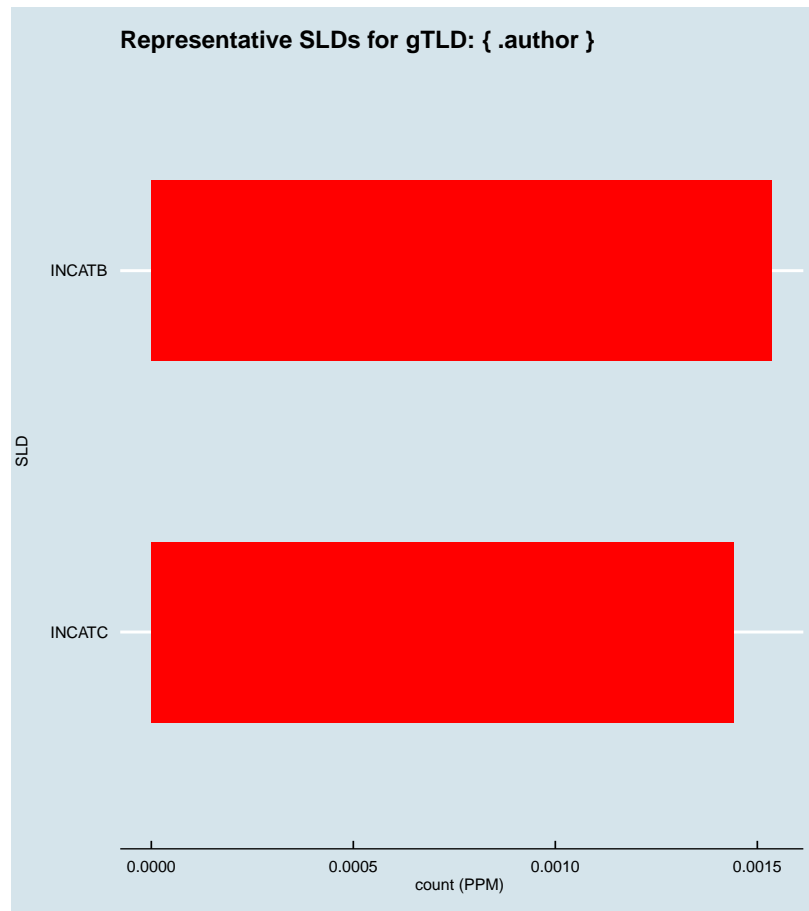


Figure 2.105: Representative SLDs for gTLD: { .author}. The x axis displays number of times (in parts per million) the corresponding SLD (y axis) was found in the gTLD.

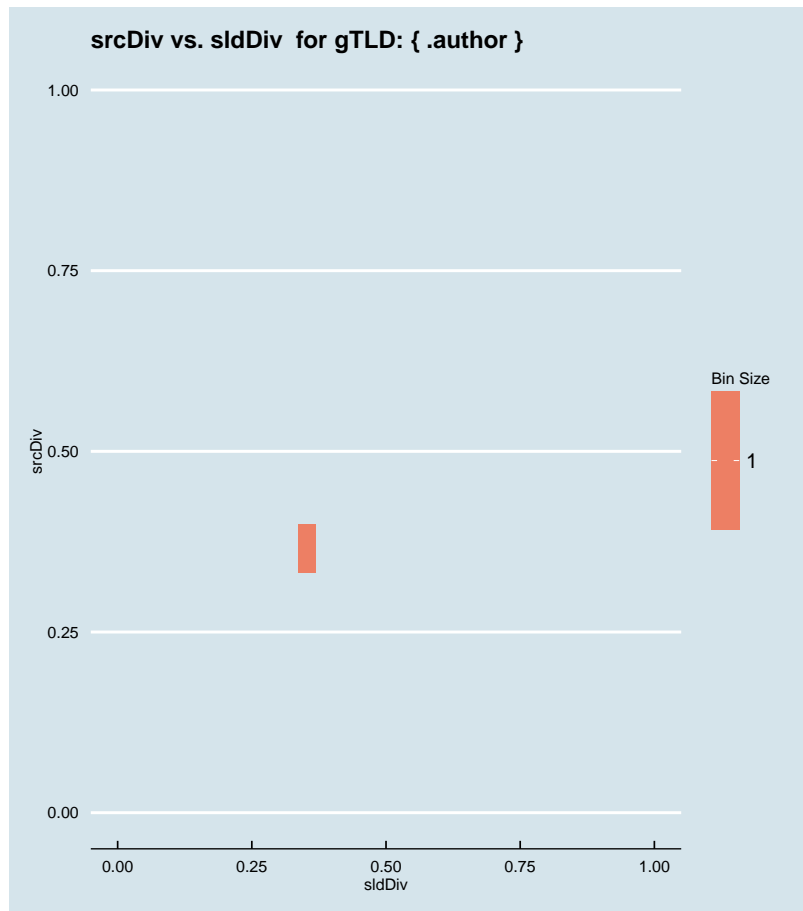


Figure 2.106: Binned scatter-plot of srcDiv and sldDiv for gTLD: { .author }.

### :: 2.85 Representative SLDs for gTLD: { .auto }

In this section, we collect representative SLDs related to gTLD: 'auto'. We found 26 unique SLDs after filtering. A total of 436855 records were considered representative and they are 90.318% of the gTLD dump. Since the total number of records for this gTLD is 436855, there are 0 non-representative records (NRep). In addition, this set comprises  $1.79E-4$  of the entire data-set. Table 2.54 shows the corresponding SLDs ordered by the level of importance. Figure 2.107 shows the record count (PPM) for each representative SLD. Figure 2.108 shows the binned scatter-plot of srcDiv and sldDiv.

► { .auto }  
 Total SLDs: 26  
 a-sldDiv: 90.318%  
 a-oR: 0.018%  
 NRep: 0

Individual SLD descriptors for gTLD: {auto}										
SLD	count	sldDiv	$\phi$ -sldDiv	ipcount	srcDiv	$\phi$ -srcDiv	oR	a-srcDiv	a-oR	rem
dnsbl7	0.074	0.153	1.000	0.009	0.127	0.024	3.03E-5	0.153	3.03E-5	363018
lbl8	0.071	0.147	1.000	0.010	0.137	0.027	2.91E-5	0.299	5.93E-5	292069
rbl7	0.070	0.144	1.000	0.009	0.135	0.026	2.85E-5	0.443	8.78E-5	222566
INCATB	0.050	0.103	1.000	0.003	0.059	0.008	2.04E-5	0.546	1.08E-4	172768
INCATF	0.044	0.092	1.000	0.002	0.047	0.005	1.82E-5	0.638	1.26E-4	128317
gdx	0.027	0.055	1.000	0.002	0.071	0.010	1.09E-5	0.693	1.37E-4	101743
INVALID	0.022	0.045	1.000	0.002	0.085	0.013	8.86E-6	0.738	1.46E-4	80123
RANDOM13	0.019	0.040	1.000	9.83E-4	0.051	0.006	7.84E-6	0.777	1.54E-4	61004
INCATC	0.013	0.027	0.999	0.002	0.164	0.034	5.31E-6	0.804	1.59E-4	48052
INCATE	0.008	0.016	0.999	0.004	0.566	0.186	3.16E-6	0.820	1.62E-4	40347
RANDOM10	0.006	0.012	0.999	6.95E-4	0.119	0.022	2.4E-6	0.832	1.65E-4	34491
INCATD	0.005	0.010	0.999	8.15E-4	0.167	0.037	1.99E-6	0.842	1.67E-4	29624
speedy	0.004	0.008	0.999	1E-4	0.027	0.002	1.49E-6	0.849	1.68E-4	25982
wpad	0.004	0.007	0.999	8.17E-4	0.226	0.053	1.48E-6	0.857	1.7E-4	22369
SHORTSLD	0.003	0.007	0.999	0.002	0.482	0.129	1.38E-6	0.864	1.71E-4	19013
complete	0.003	0.006	0.999	2.4E-5	0.009	4.07E-4	1.14E-6	0.870	1.72E-4	16235
isatap	0.002	0.005	0.999	7.46E-4	0.300	0.077	1.02E-6	0.875	1.73E-4	13751
local	0.002	0.004	0.999	1.23E-4	0.061	0.008	8.26E-7	0.879	1.74E-4	11736
budmat	0.002	0.004	0.998	3.5E-5	0.019	0.001	7.69E-7	0.883	1.75E-4	9860
INCATI	0.002	0.004	0.998	9.3E-5	0.054	0.007	7.11E-7	0.886	1.76E-4	8126
unisoft	0.002	0.004	0.998	4.7E-5	0.027	0.002	7.04E-7	0.890	1.76E-4	6408
maran	0.001	0.003	0.998	4.1E-5	0.029	0.003	5.77E-7	0.893	1.77E-4	4999
gta	0.001	0.003	0.998	1.34E-4	0.100	0.017	5.47E-7	0.896	1.78E-4	3664
partstor	0.001	0.003	0.998	6.79E-4	0.545	0.182	5.11E-7	0.898	1.78E-4	2418
general	0.001	0.003	0.998	8E-6	0.006	2.7E-4	5.06E-7	0.901	1.79E-4	1183
duna	0.001	0.002	0.998	7.8E-5	0.066	0.009	4.85E-7	0.903	1.79E-4	0

Table 2.54: Top 26 most significant SLDs for gTLD 'auto'. The SLD list holds 90.318% of the entries found in the gTLD and 1.79E-4 of the total number of entries for the entire experiment. **count** represents the number of records found for the SLD (in parts per million). **sldDiv** is the raw count divided by the number of records of this gTLD dump file. **oR** is the ratio of raw count to the total number of records of the experiment.  **$\phi$ -sldDiv** represents the  $\phi$  percentile of sldDiv on the entire data-set. **a-srcDiv** is the cumulative srcDiv variable. **a-oR** is the cumulative oR.

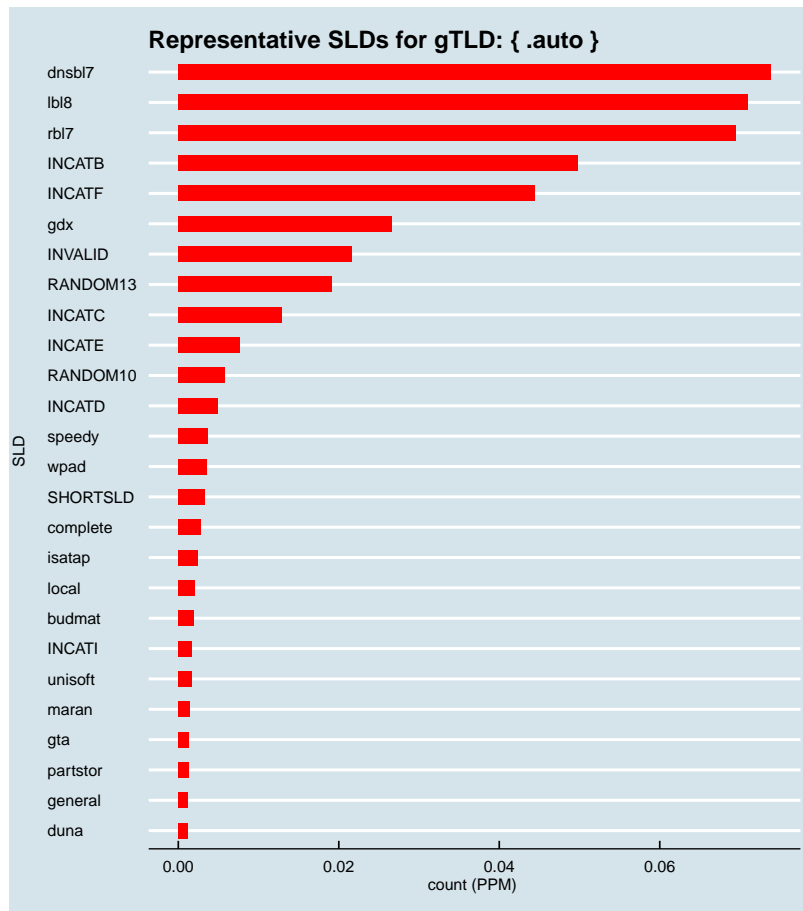


Figure 2.107: Representative SLDs for gTLD: { .auto }. The x axis displays number of times (in parts per million) the corresponding SLD (y axis) was found in the gTLD.

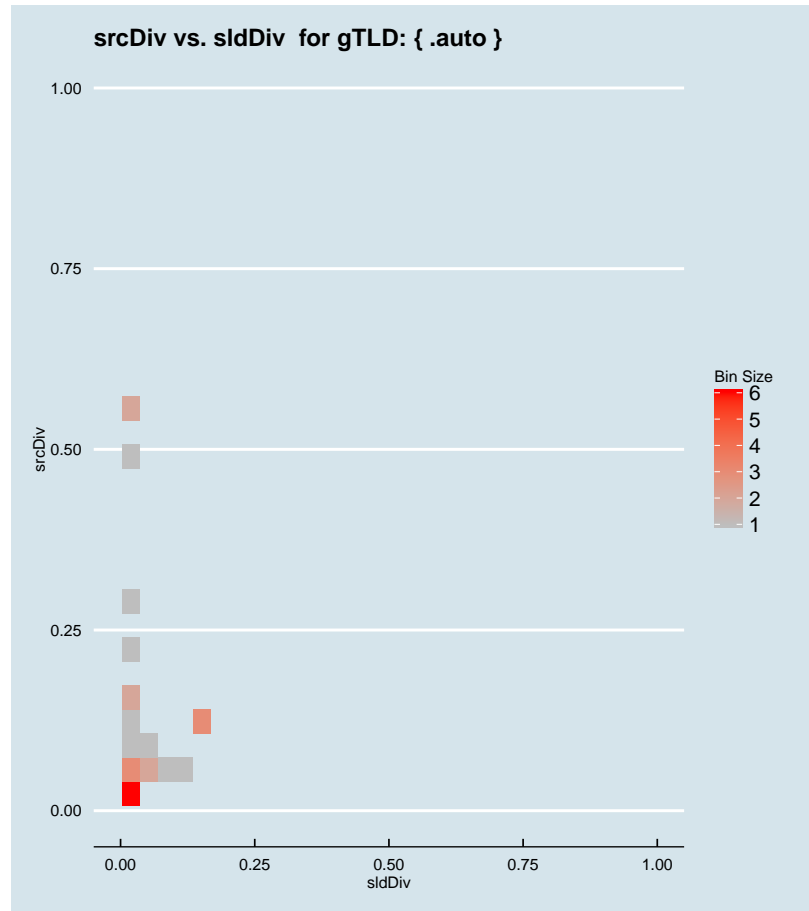


Figure 2.108: Binned scatter-plot of srcDiv and sldDiv for gTLD: { .auto }.

### :: 2.86 Representative SLDs for gTLD: { .autoinsurance }

In this section, we collect representative SLDs related to gTLD: 'autoinsurance'. We found 0 unique SLDs after filtering. A total of 0 records were considered representative and they are 0.000% of the gTLD dump. Since the total number of records for this gTLD is 0, there are 0 non-representative records (NRep). In addition, this set comprises 0E0 of the entire data-set.

► { .autoinsurance }  
Total SLDs: 0  
a-sldDiv: 0.000%  
a-oR: 0.000%  
NRep: 0

### :: 2.87 Representative SLDs for gTLD: { .autos }

In this section, we collect representative SLDs related to gTLD: 'autos'. We found 0

► { .autos }  
Total SLDs: 0  
a-sldDiv: 0.000%  
a-oR: 0.000%  
NRep: 0



unique SLDs after filtering. A total of 0 records were considered representative and they are 0.000% of the gTLD dump. Since the total number of records for this gTLD is 0, there are 0 non-representative records (NRep). In addition, this set comprises 0E0 of the entire data-set.

### :: 2.88 Representative SLDs for gTLD: {.avery}

In this section, we collect representative SLDs related to gTLD: 'avery'. We found 1 unique SLDs after filtering. A total of 3065 records were considered representative and they are 15.239% of the gTLD dump. Since the total number of records for this gTLD is 3065, there are 0 non-representative records (NRep). In addition, this set comprises 1.26E−6 of the entire data-set. Table 2.55 shows the corresponding SLDs ordered by the level of importance. Figure 2.109 shows the record count (PPM) for each representative SLD. Figure 2.110 shows the binned scatter-plot of srcDiv and sldDiv.

► {.avery}  
 Total SLDs: 1  
 a-sldDiv: 15.239%  
 a-oR: 0.000%  
 NRep: 0

Individual SLD descriptors for gTLD: {.avery}										
SLD	count	sldDiv	$\phi$ -sldDiv	ipcount	srcDiv	$\phi$ -srcDiv	oR	a-srcDiv	a-oR	rem
INVALID	0.003	0.152	1.000	1.5E−4	0.049	0.006	1.26E−6	0.152	1.26E−6	0

Table 2.55: Top 1 most significant SLDs for gTLD 'avery'. The SLD list holds 15.239% of the entries found in the gTLD and 1.26E−6 of the total number of entries for the entire experiment. **count** represents the number of records found for the SLD (in parts per million). **sldDiv** is the raw count divided by the number of records of this gTLD dump file. **oR** is the ratio of raw count to the total number of records of the experiment.  **$\phi$ -sldDiv** represents the  $\phi$  percentile of sldDiv on the entire data-set. **a-srcDiv** is the cumulative srcDiv variable. **a-oR** is the cumulative oR.




Figure 2.109: Representative SLDs for gTLD: { .avery}. The  $x$  axis displays number of times (in parts per million) the corresponding SLD ( $y$  axis) was found in the gTLD.

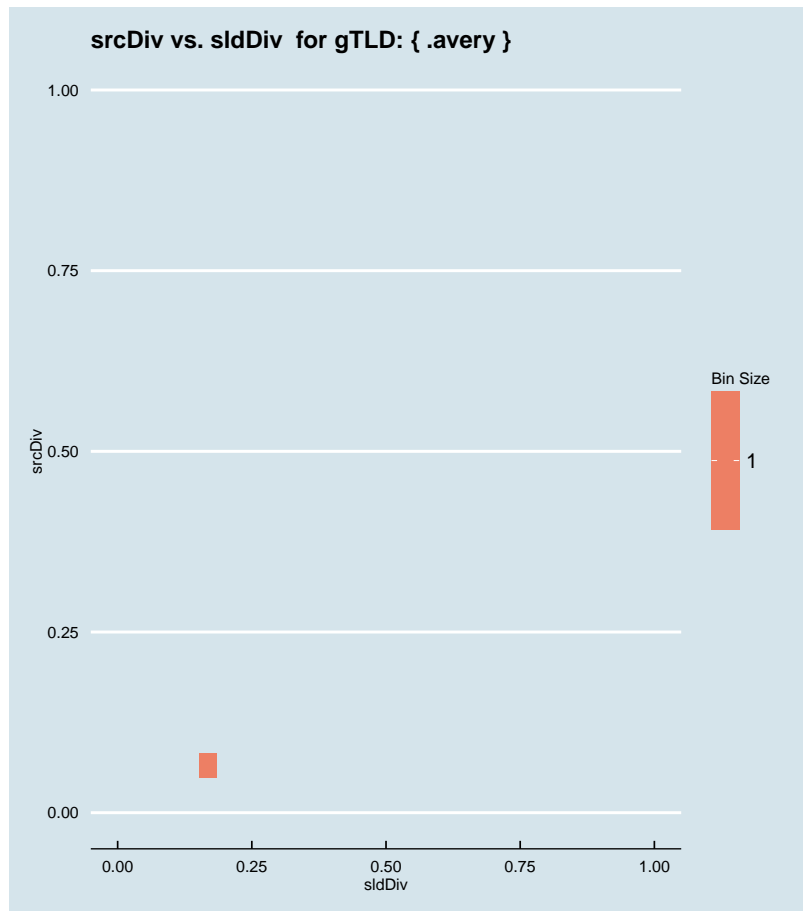


Figure 2.110: Binned scatter-plot of srcDiv and sldDiv for gTLD: { .avery }.

### :: 2.89 Representative SLDs for gTLD: { .avianca }

In this section, we collect representative SLDs related to gTLD: 'avianca'. We found 0 unique SLDs after filtering. A total of 0 records were considered representative and they are 0.000% of the gTLD dump. Since the total number of records for this gTLD is 0, there are 0 non-representative records (NRep). In addition, this set comprises 0E0 of the entire data-set.

► { .avianca }  
 Total SLDs: 0  
 a-sldDiv: 0.000%  
 a-oR: 0.000%  
 NRep: 0

### :: 2.90 Representative SLDs for gTLD: { .aws }

In this section, we collect representative SLDs related to gTLD: 'aws'. We found 8

► { .aws }  
 Total SLDs: 8  
 a-sldDiv: 60.086%  
 a-oR: 0.002%  
 NRep: 0



unique SLDs after filtering. A total of 40497 records were considered representative and they are 60.086% of the gTLD dump. Since the total number of records for this gTLD is 40497, there are 0 non-representative records (NRep). In addition, this set comprises  $1.66E-5$  of the entire data-set. Table 2.56 shows the corresponding SLDs ordered by the level of importance. Figure 2.111 shows the record count (PPM) for each representative SLD. Figure 2.112 shows the binned scatter-plot of srcDiv and sldDiv.

Individual SLD descriptors for gTLD: {aws}										
SLD	count	sldDiv	$\phi$ -sldDiv	ipcount	srcDiv	$\phi$ -srcDiv	oR	a-srcDiv	a-oR	rem
INCATF	0.010	0.154	1.000	$8.3E-4$	0.080	0.012	$4.25E-6$	0.154	$4.25E-6$	30121
RANDOM13	0.009	0.134	1.000	$8.35E-4$	0.092	0.015	$3.7E-6$	0.288	$7.95E-6$	21088
telemetry	0.006	0.084	1.000	$3.76E-4$	0.067	0.009	$2.31E-6$	0.372	$1.03E-5$	15456
INVALID	0.005	0.073	1.000	$4.72E-4$	0.096	0.016	$2.01E-6$	0.444	$1.23E-5$	10557
INCATC	0.005	0.070	1.000	$4.42E-4$	0.094	0.015	$1.94E-6$	0.514	$1.42E-5$	5835
INCATB	0.002	0.035	1.000	$3.56E-4$	0.152	0.031	$9.6E-7$	0.549	$1.52E-5$	3492
wpad	0.002	0.029	0.999	$3.37E-4$	0.172	0.037	$8.03E-7$	0.578	$1.6E-5$	1532
INCATD	0.002	0.023	0.999	$1.67E-4$	0.109	0.019	$6.28E-7$	0.601	$1.66E-5$	0

Table 2.56: Top 8 most significant SLDs for gTLD 'aws'. The SLD list holds 60.086% of the entries found in the gTLD and  $1.66E-5$  of the total number of entries for the entire experiment. **count** represents the number of records found for the SLD (in parts per million). **sldDiv** is the raw count divided by the number of records of this gTLD dump file. **oR** is the ratio of raw count to the total number of records of the experiment.  **$\phi$ -sldDiv** represents the  $\phi$  percentile of sldDiv on the entire data-set. **a-srcDiv** is the cumulative srcDiv variable. **a-oR** is the cumulative oR.

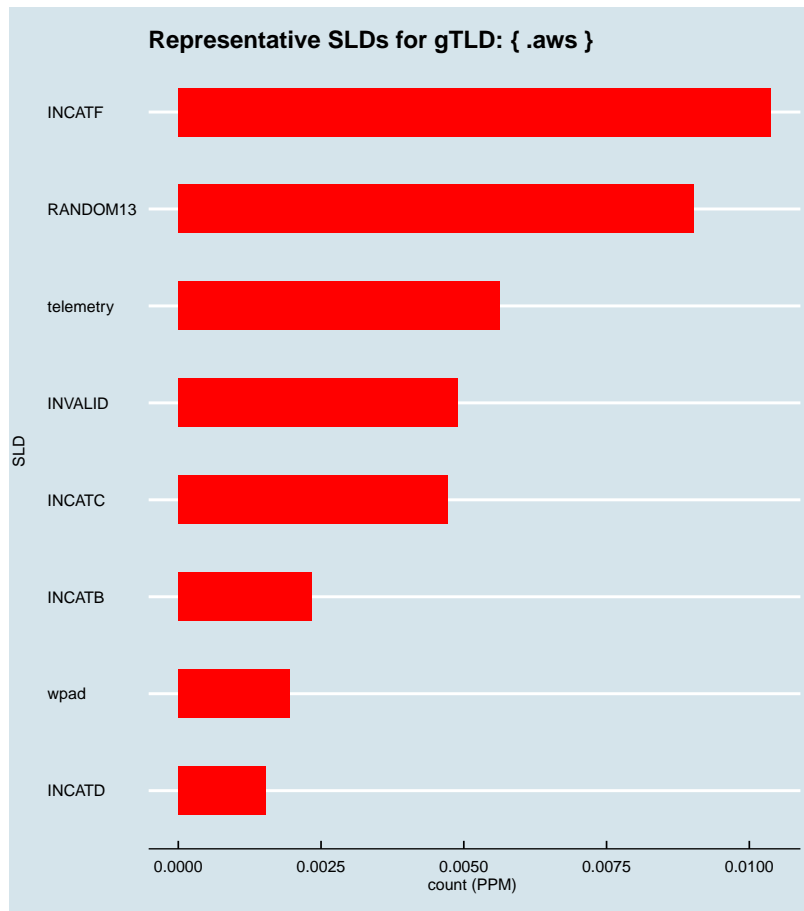


Figure 2.111: Representative SLDs for gTLD: { .aws}. The x axis displays number of times (in parts per million) the corresponding SLD (y axis) was found in the gTLD.

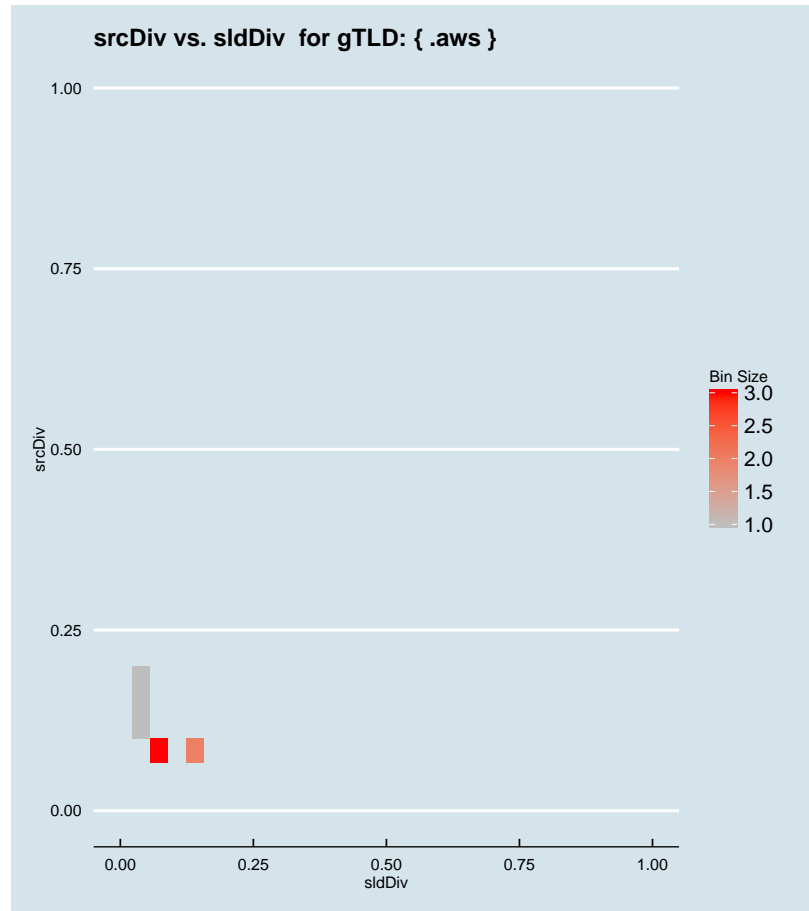


Figure 2.112: Binned scatter-plot of srcDiv and sldDiv for gTLD: { .aws }.

## :: 2.91 Representative SLDs for gTLD: { .axa }

In this section, we collect representative SLDs related to gTLD: 'axa'. We found 4 unique SLDs after filtering. A total of 7681 records were considered representative and they are 46.041% of the gTLD dump. Since the total number of records for this gTLD is 7681, there are 0 non-representative records (NRep). In addition, this set comprises  $3.15E-6$  of the entire data-set. Table 2.57 shows the corresponding SLDs ordered by the level of importance. Figure 2.113 shows the record count (PPM) for each representative SLD. Figure 2.114 shows the binned scatter-plot of srcDiv and sldDiv.

► { .axa }  
Total SLDs: 4  
a-sldDiv: 46.041%  
a-oR: 0.000%  
NRep: 0



Individual SLD descriptors for gTLD: {.axa}										
SLD	count	sldDiv	$\phi$ -sldDiv	ipcount	srcDiv	$\phi$ -srcDiv	oR	a-srcDiv	a-oR	rem
INCATB	0.002	0.139	1.000	1.16E-4	0.050	0.006	9.51E-7	0.139	9.51E-7	5360
INCATF	0.002	0.135	1.000	7E-5	0.031	0.003	9.2E-7	0.274	1.87E-6	3115
RANDOM13	0.002	0.111	1.000	2.61E-4	0.141	0.027	7.59E-7	0.385	2.63E-6	1264
INVALID	0.001	0.076	1.000	8E-5	0.063	0.009	5.18E-7	0.460	3.15E-6	0

Table 2.57: Top 4 most significant SLDs for gTLD 'axa'. The SLD list holds 46.041% of the entries found in the gTLD and 3.15E-6 of the total number of entries for the entire experiment. **count** represents the number of records found for the SLD (in parts per million). **sldDiv** is the raw count divided by the number of records of this gTLD dump file. **oR** is the ratio of raw count to the total number of records of the experiment.  **$\phi$ -sldDiv** represents the  $\phi$  percentile of sldDiv on the entire data-set. **a-srcDiv** is the cumulative srcDiv variable. **a-oR** is the cumulative oR.

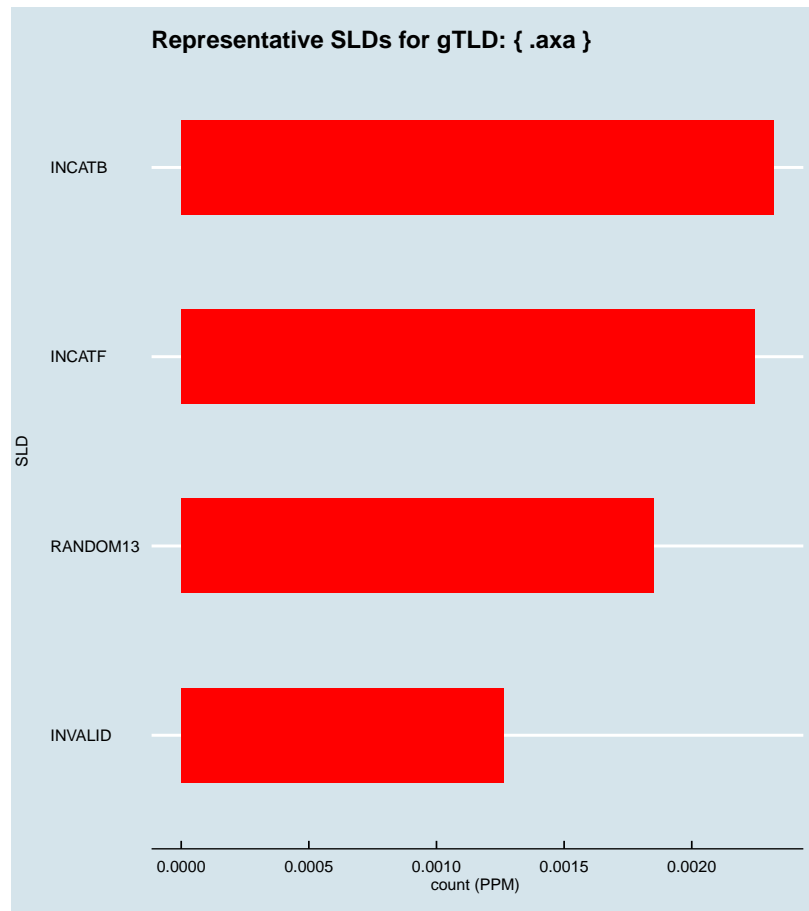


Figure 2.113: Representative SLDs for gTLD: { .axa }. The x axis displays number of times (in parts per million) the corresponding SLD (y axis) was found in the gTLD.

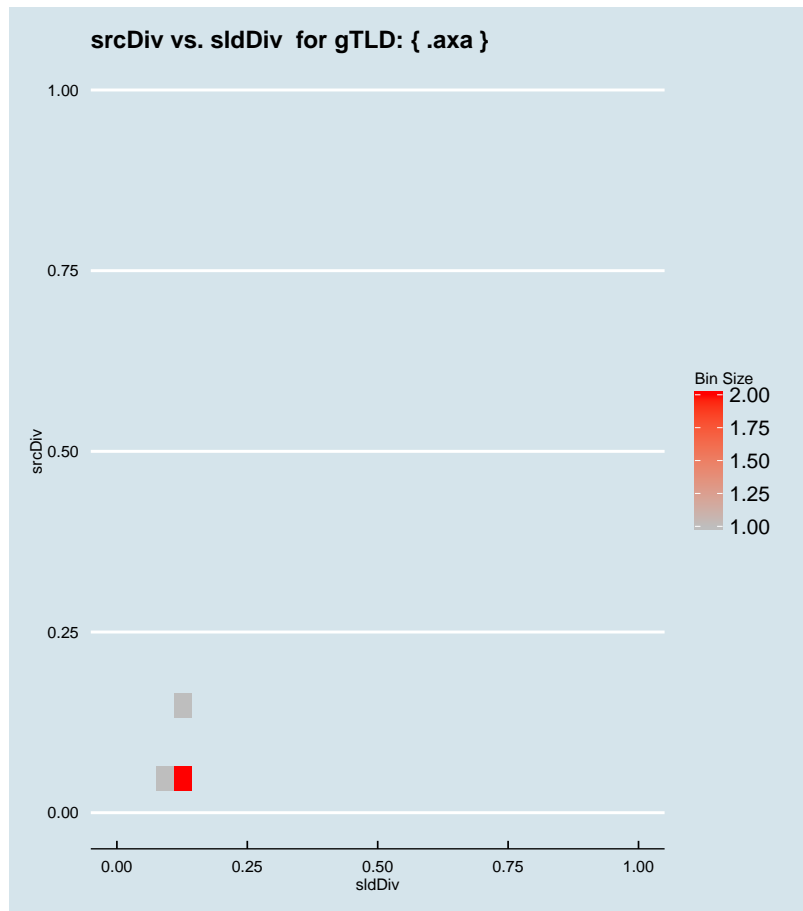


Figure 2.114: Binned scatter-plot of srcDiv and sldDiv for gTLD: { .axa }.

## :: 2.92 Representative SLDs for gTLD: { .axis }

In this section, we collect representative SLDs related to gTLD: 'axis'. We found 9 unique SLDs after filtering. A total of 39192 records were considered representative and they are 74.250% of the gTLD dump. Since the total number of records for this gTLD is 39192, there are 0 non-representative records (NRep). In addition, this set comprises 1.61E−5 of the entire data-set. Table 2.58 shows the corresponding SLDs ordered by the level of importance. Figure 2.115 shows the record count (PPM) for each representative SLD. Figure 2.116 shows the binned scatter-plot of srcDiv and sldDiv.

► { .axis }  
 Total SLDs: 9  
 a-sldDiv: 74.250%  
 a-oR: 0.002%  
 NRep: 0

Individual SLD descriptors for gTLD: {axis}										
SLD	count	sldDiv	$\phi$ -sldDiv	ipcount	srcDiv	$\phi$ -srcDiv	oR	a-srcDiv	a-oR	rem
INCATB	0.010	0.194	1.000	8.61E-4	0.084	0.013	4.2E-6	0.194	4.2E-6	28951
RANDOM10	0.006	0.119	1.000	4.18E-4	0.066	0.009	2.58E-6	0.313	6.78E-6	22658
INVALID	0.006	0.115	1.000	4.96E-4	0.082	0.013	2.48E-6	0.428	9.26E-6	16600
INCATF	0.005	0.088	1.000	3.96E-4	0.085	0.013	1.91E-6	0.516	1.12E-5	11942
RANDOM13	0.003	0.064	1.000	7.02E-4	0.207	0.048	1.39E-6	0.580	1.26E-5	8558
socks	0.003	0.051	1.000	1.3E-5	0.005	1.77E-4	1.11E-6	0.632	1.37E-5	5851
stp	0.002	0.047	1.000	3E-5	0.012	6.67E-4	1.02E-6	0.679	1.47E-5	3354
wpad	0.002	0.041	1.000	4.05E-4	0.188	0.042	8.82E-7	0.720	1.56E-5	1201
mmsc	0.001	0.023	0.999	4.05E-4	0.337	0.096	4.92E-7	0.742	1.61E-5	0

Table 2.58: Top 9 most significant SLDs for gTLD 'axis'. The SLD list holds 74.250% of the entries found in the gTLD and  $1.61E-5$  of the total number of entries for the entire experiment. **count** represents the number of records found for the SLD (in parts per million). **sldDiv** is the raw count divided by the number of records of this gTLD dump file. **oR** is the ratio of raw count to the total number of records of the experiment.  **$\phi$ -sldDiv** represents the  $\phi$  percentile of sldDiv on the entire data-set. **a-srcDiv** is the cumulative srcDiv variable. **a-oR** is the cumulative oR.

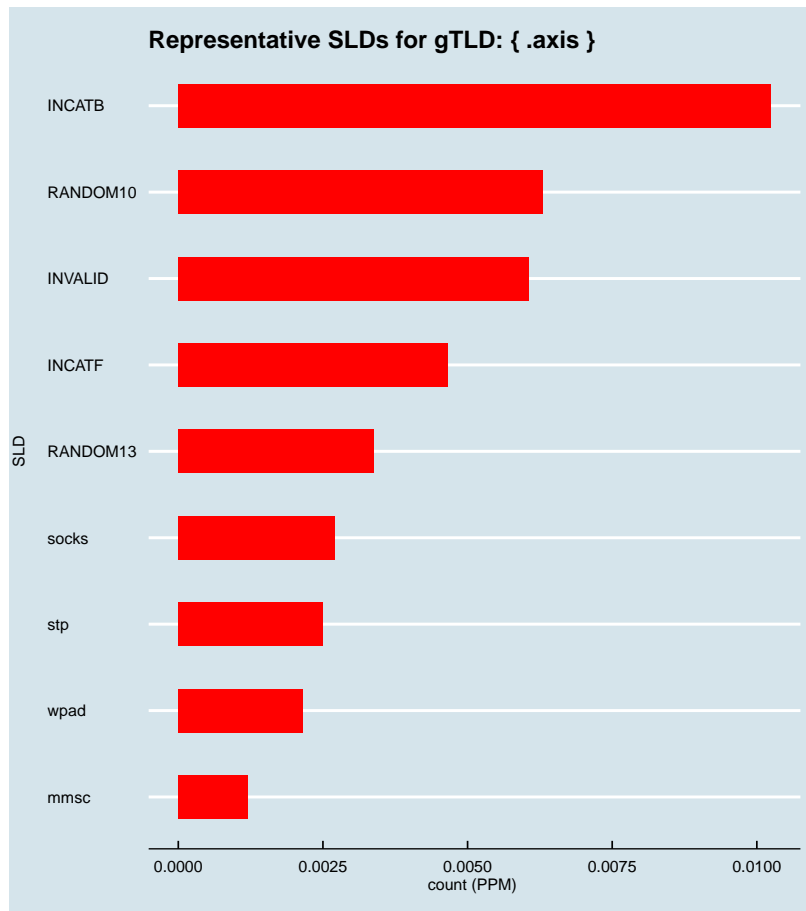


Figure 2.115: Representative SLDs for gTLD: { .axis}. The x axis displays number of times (in parts per million) the corresponding SLD (y axis) was found in the gTLD.



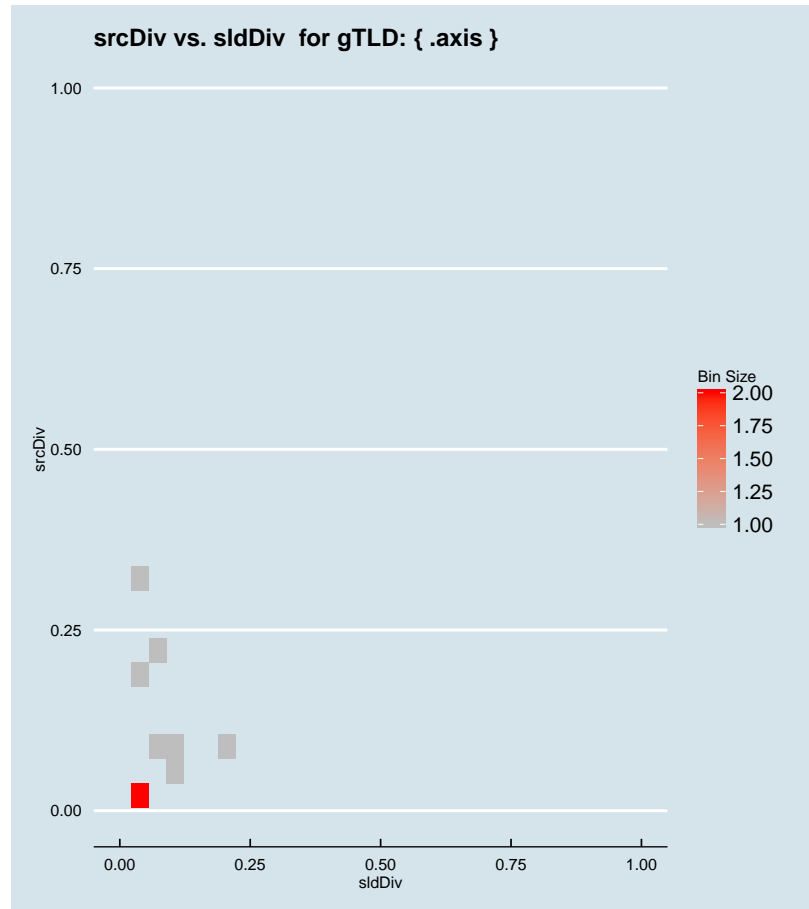


Figure 2.116: Binned scatter-plot of srcDiv and sldDiv for gTLD: { .axis }.

### :: 2.93 Representative SLDs for gTLD: { .azure }

In this section, we collect representative SLDs related to gTLD: 'azure'. We found 3 unique SLDs after filtering. A total of 11481 records were considered representative and they are 56.019% of the gTLD dump. Since the total number of records for this gTLD is 11481, there are 0 non-representative records (NRep). In addition, this set comprises 4.71E-6 of the entire data-set. Table 2.59 shows the corresponding SLDs ordered by the level of importance. Figure 2.117 shows the record count (PPM) for each representative SLD. Figure 2.118 shows the binned scatter-plot of srcDiv and sldDiv.

► { .azure }  
Total SLDs: 3  
a-sldDiv: 56.019%  
a-oR: 0.000%  
NRep: 0



Individual SLD descriptors for gTLD: {azure}										
SLD	count	sldDiv	$\phi$ -sldDiv	ipcount	srcDiv	$\phi$ -srcDiv	oR	a-srcDiv	a-oR	rem
INCATF	0.008	0.386	1.000	7.4E-5	0.009	4.55E-4	3.24E-6	0.386	3.24E-6	3566
INVALID	0.002	0.098	1.000	9E-5	0.045	0.005	8.25E-7	0.484	4.07E-6	1553
INCATB	0.002	0.076	1.000	7.1E-5	0.046	0.005	6.36E-7	0.560	4.71E-6	0

Table 2.59: Top 3 most significant SLDs for gTLD 'azure'. The SLD list holds 56.019% of the entries found in the gTLD and 4.71E-6 of the total number of entries for the entire experiment. **count** represents the number of records found for the SLD (in parts per million). **sldDiv** is the raw count divided by the number of records of this gTLD dump file. **oR** is the ratio of raw count to the total number of records of the experiment.  **$\phi$ -sldDiv** represents the  $\phi$  percentile of sldDiv on the entire data-set. **a-srcDiv** is the cumulative srcDiv variable. **a-oR** is the cumulative oR.

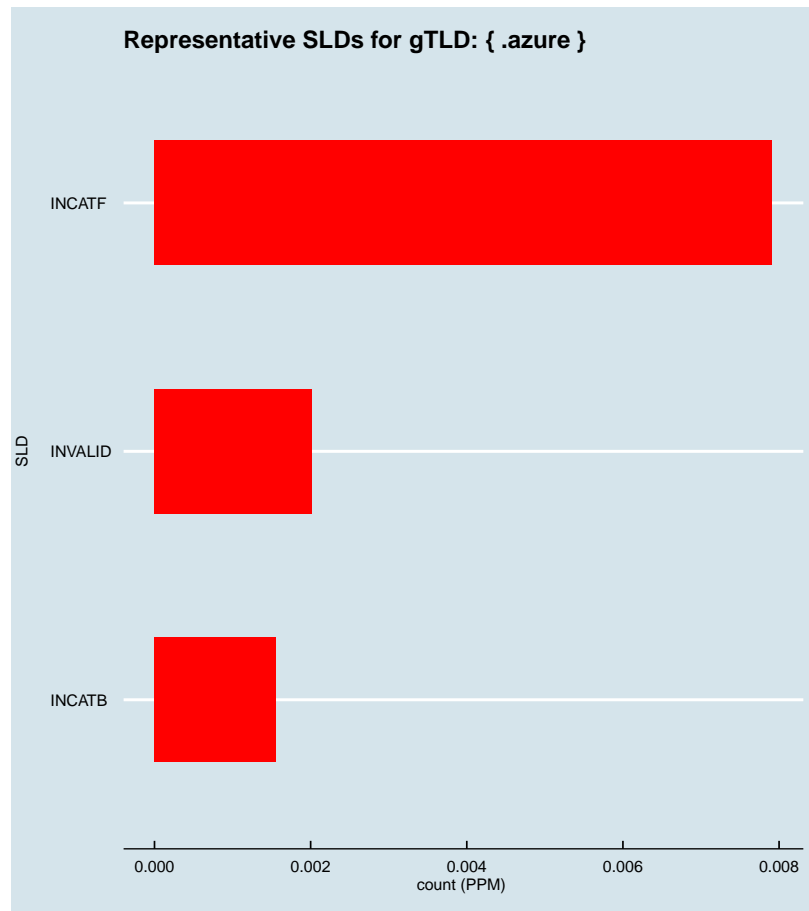


Figure 2.117: Representative SLDs for gTLD: { .azure}. The  $x$  axis displays number of times (in parts per million) the corresponding SLD ( $y$  axis) was found in the gTLD.

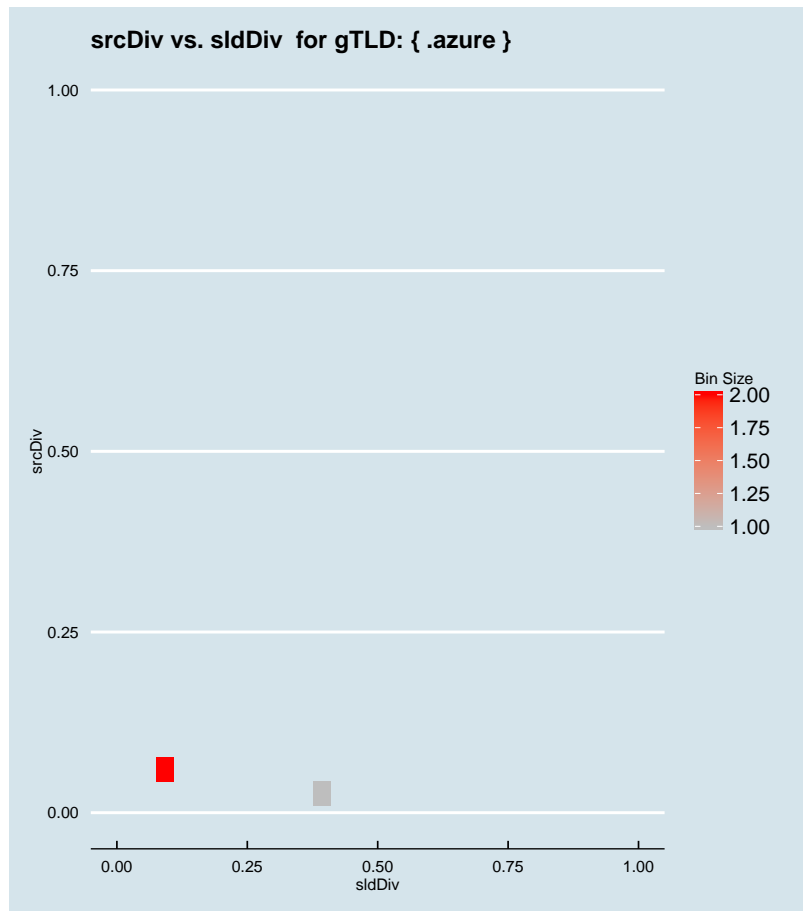


Figure 2.118: Binned scatter-plot of srcDiv and sldDiv for gTLD: { .azure }.

### :: 2.94 Representative SLDs for gTLD: { .baby }

In this section, we collect representative SLDs related to gTLD: 'baby'. We found 10 unique SLDs after filtering. A total of 78563 records were considered representative and they are 86.830% of the gTLD dump. Since the total number of records for this gTLD is 78563, there are 0 non-representative records (NRep). In addition, this set comprises  $3.22E-5$  of the entire data-set. Table 2.60 shows the corresponding SLDs ordered by the level of importance. Figure 2.119 shows the record count (PPM) for each representative SLD. Figure 2.120 shows the binned scatter-plot of srcDiv and sldDiv.

► { .baby }  
 Total SLDs: 10  
 a-sldDiv: 86.830%  
 a-oR: 0.003%  
 NRep: 0

Individual SLD descriptors for gTLD: {baby}										
SLD	count	sldDiv	$\phi$ -sldDiv	ipcount	srcDiv	$\phi$ -srcDiv	oR	a-srcDiv	a-oR	rem
INCATI	0.051	0.567	1.000	5.1E-5	9.95E-4	1.71E-5	2.1E-5	0.567	2.1E-5	27293
INVALID	0.008	0.083	1.000	6.63E-4	0.088	0.014	3.09E-6	0.650	2.41E-5	19761
INCATC	0.004	0.048	1.000	0.002	0.510	0.177	1.79E-6	0.698	2.59E-5	15402
RANDOM10	0.003	0.036	1.000	6.21E-4	0.191	0.042	1.33E-6	0.734	2.72E-5	12154
INCATE	0.003	0.031	1.000	0.002	0.594	0.193	1.16E-6	0.765	2.84E-5	9328
wpad	0.002	0.027	0.999	7.2E-4	0.290	0.075	1.02E-6	0.793	2.94E-5	6845
INCATB	0.002	0.023	0.999	0.001	0.527	0.179	8.61E-7	0.816	3.03E-5	4744
RANDOM13	0.002	0.023	0.999	6.12E-4	0.297	0.076	8.46E-7	0.839	3.11E-5	2680
isatap	0.001	0.016	0.999	5.22E-4	0.370	0.102	5.77E-7	0.854	3.17E-5	1271
server	0.001	0.014	0.999	1.4E-5	0.011	5.78E-4	5.21E-7	0.868	3.22E-5	0

Table 2.60: Top 10 most significant SLDs for gTLD 'baby'. The SLD list holds 86.830% of the entries found in the gTLD and 3.22E-5 of the total number of entries for the entire experiment. **count** represents the number of records found for the SLD (in parts per million). **sldDiv** is the raw count divided by the number of records of this gTLD dump file. **oR** is the ratio of raw count to the total number of records of the experiment.  **$\phi$ -sldDiv** represents the  $\phi$  percentile of sldDiv on the entire data-set. **a-srcDiv** is the cumulative srcDiv variable. **a-oR** is the cumulative oR.

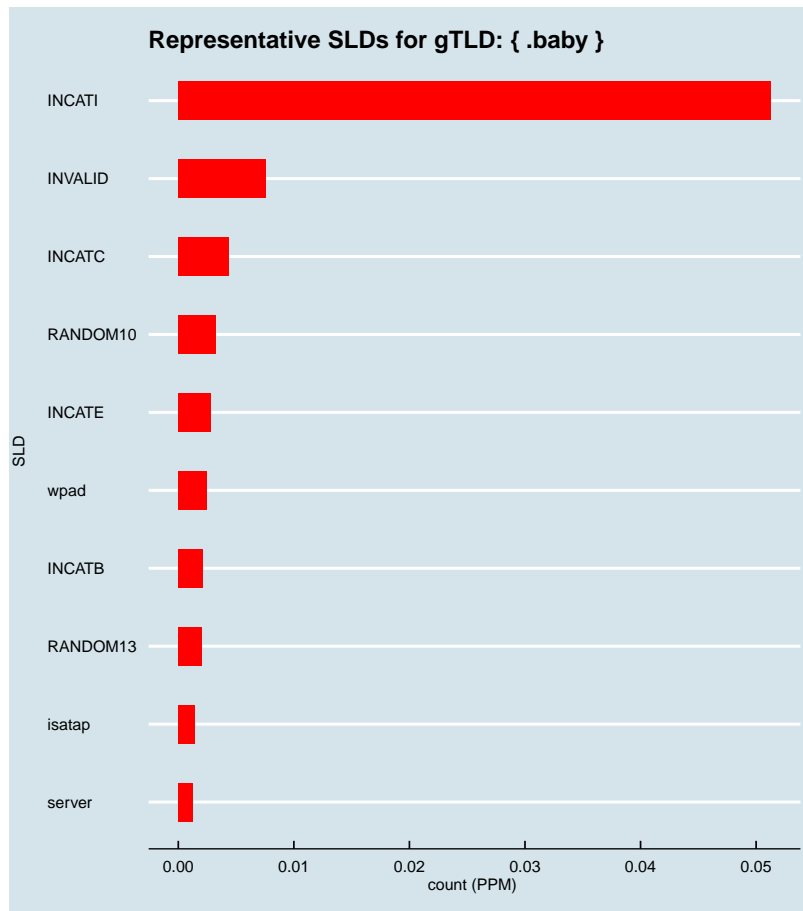


Figure 2.119: Representative SLDs for gTLD: { .baby }. The x axis displays number of times (in parts per million) the corresponding SLD (y axis) was found in the gTLD.

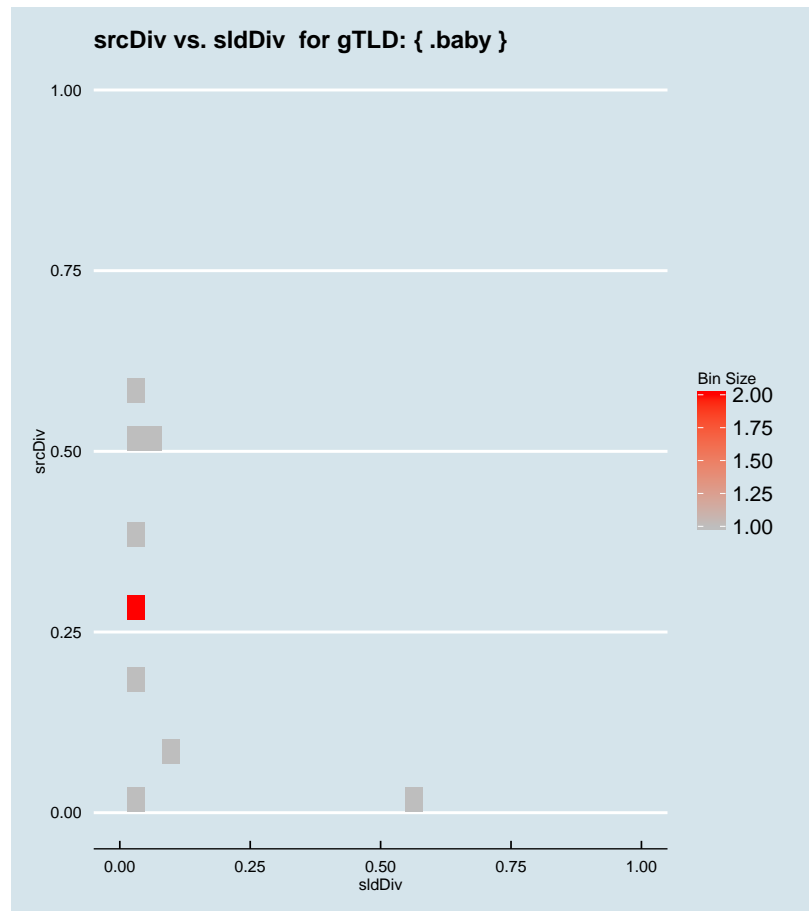


Figure 2.120: Binned scatter-plot of srcDiv and sldDiv for gTLD: { .baby }.

## :: 2.95 Representative SLDs for gTLD: { .baidu }

In this section, we collect representative SLDs related to gTLD: 'baidu'. We found 16 unique SLDs after filtering. A total of 162586 records were considered representative and they are 88.097% of the gTLD dump. Since the total number of records for this gTLD is 162586, there are 0 non-representative records (NRep). In addition, this set comprises  $6.66E-5$  of the entire data-set. Table 2.61 shows the corresponding SLDs ordered by the level of importance. Figure 2.121 shows the record count (PPM) for each representative SLD. Figure 2.122 shows the binned scatter-plot of srcDiv and sldDiv.

► { .baidu }  
Total SLDs: 16  
a-sldDiv: 88.097%  
a-oR: 0.007%  
NRep: 0

Individual SLD descriptors for gTLD: {baidu}										
SLD	count	sldDiv	$\phi$ -sldDiv	ipcount	srcDiv	$\phi$ -srcDiv	oR	a-srcDiv	a-oR	rem
INCATE	0.097	0.526	1.000	0.014	0.143	0.029	3.98E-5	0.526	3.98E-5	65559
pan	0.010	0.055	1.000	0.003	0.344	0.097	4.12E-6	0.580	4.39E-5	55497
SHORTSLD	0.010	0.053	1.000	0.003	0.286	0.074	3.98E-6	0.633	4.79E-5	45788
tieba	0.008	0.043	1.000	0.003	0.409	0.114	3.24E-6	0.676	5.11E-5	37892
RANDOM13	0.006	0.033	1.000	6.34E-4	0.105	0.018	2.47E-6	0.708	5.36E-5	31860
INCATB	0.006	0.033	1.000	0.002	0.299	0.076	2.46E-6	0.741	5.6E-5	25846
wap	0.004	0.023	0.999	9.29E-4	0.215	0.050	1.77E-6	0.764	5.78E-5	21522
INCATC	0.003	0.019	0.999	0.002	0.441	0.122	1.4E-6	0.783	5.92E-5	18103
www	0.003	0.017	0.999	0.001	0.381	0.105	1.3E-6	0.800	6.05E-5	14924
wwwwww	0.003	0.016	0.999	0.001	0.437	0.121	1.22E-6	0.816	6.17E-5	11953
db01	0.003	0.014	0.999	3.74E-4	0.147	0.030	1.04E-6	0.830	6.28E-5	9409
baike	0.002	0.013	0.999	0.001	0.575	0.190	1E-6	0.843	6.38E-5	6960
zhidao	0.002	0.011	0.999	9.27E-4	0.442	0.122	8.59E-7	0.855	6.46E-5	4863
INVALID	0.002	0.009	0.999	6.44E-4	0.372	0.102	7.09E-7	0.864	6.53E-5	3133
drmcmm	0.002	0.009	0.999	7.24E-4	0.435	0.121	6.82E-7	0.873	6.6E-5	1470
mp3	0.001	0.008	0.999	7.78E-4	0.529	0.179	6.02E-7	0.881	6.66E-5	0

Table 2.61: Top 16 most significant SLDs for gTLD 'baidu'. The SLD list holds 88.097% of the entries found in the gTLD and 6.66E-5 of the total number of entries for the entire experiment. **count** represents the number of records found for the SLD (in parts per million). **sldDiv** is the raw count divided by the number of records of this gTLD dump file. **oR** is the ratio of raw count to the total number of records of the experiment.  $\phi$ -**sldDiv** represents the  $\phi$  percentile of sldDiv on the entire data-set. **a-srcDiv** is the cumulative srcDiv variable. **a-oR** is the cumulative oR.



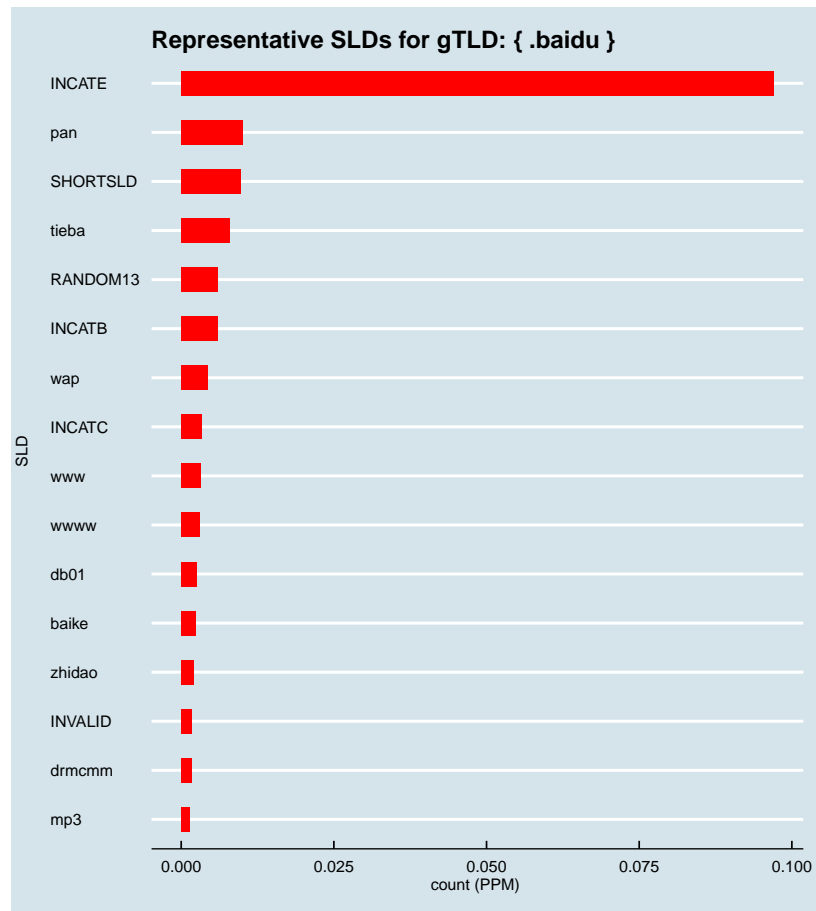


Figure 2.121: Representative SLDs for gTLD: { .baidu }. The  $x$  axis displays number of times (in parts per million) the corresponding SLD ( $y$  axis) was found in the gTLD.

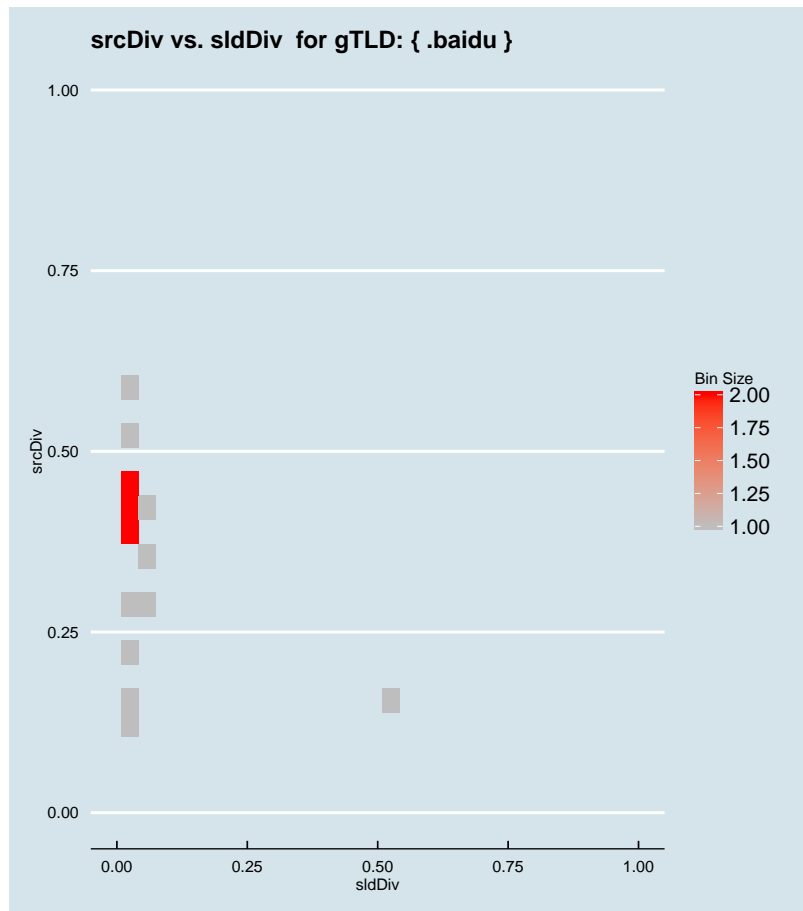


Figure 2.122: Binned scatter-plot of srcDiv and sldDiv for gTLD: {.baidu}.

## :: 2.96 Representative SLDs for gTLD: {.banamex}

In this section, we collect representative SLDs related to gTLD: 'banamex'. We found 2 unique SLDs after filtering. A total of 4329 records were considered representative and they are 59.917% of the gTLD dump. Since the total number of records for this gTLD is 4329, there are 0 non-representative records (NRep). In addition, this set comprises  $1.77E-6$  of the entire data-set. Table 2.62 shows the corresponding SLDs ordered by the level of importance. Figure 2.123 shows the record count (PPM) for each representative SLD. Figure 2.124 shows the binned scatter-plot of srcDiv and sldDiv.

► {.banamex}  
 Total SLDs: 2  
 a-sldDiv: 59.917%  
 a-oR: 0.000%  
 NRep: 0

Individual SLD descriptors for gTLD: {banamex}										
SLD	count	sldDiv	$\phi$ -sldDiv	ipcount	srcDiv	$\phi$ -srcDiv	oR	a-srcDiv	a-oR	rem
bancanetem...	0.003	0.369	1.000	6E-5	0.022	0.002	1.09E-6	0.369	1.09E-6	1660
INCATE	0.002	0.230	1.000	5.79E-4	0.349	0.097	6.8E-7	0.599	1.77E-6	0

Table 2.62: Top 2 most significant SLDs for gTLD 'banamex'. The SLD list holds 59.917% of the entries found in the gTLD and 1.77E-6 of the total number of entries for the entire experiment. **count** represents the number of records found for the SLD (in parts per million). **sldDiv** is the raw count divided by the number of records of this gTLD dump file. **oR** is the ratio of raw count to the total number of records of the experiment.  **$\phi$ -sldDiv** represents the  $\phi$  percentile of sldDiv on the entire data-set. **a-srcDiv** is the cumulative srcDiv variable. **a-oR** is the cumulative oR.

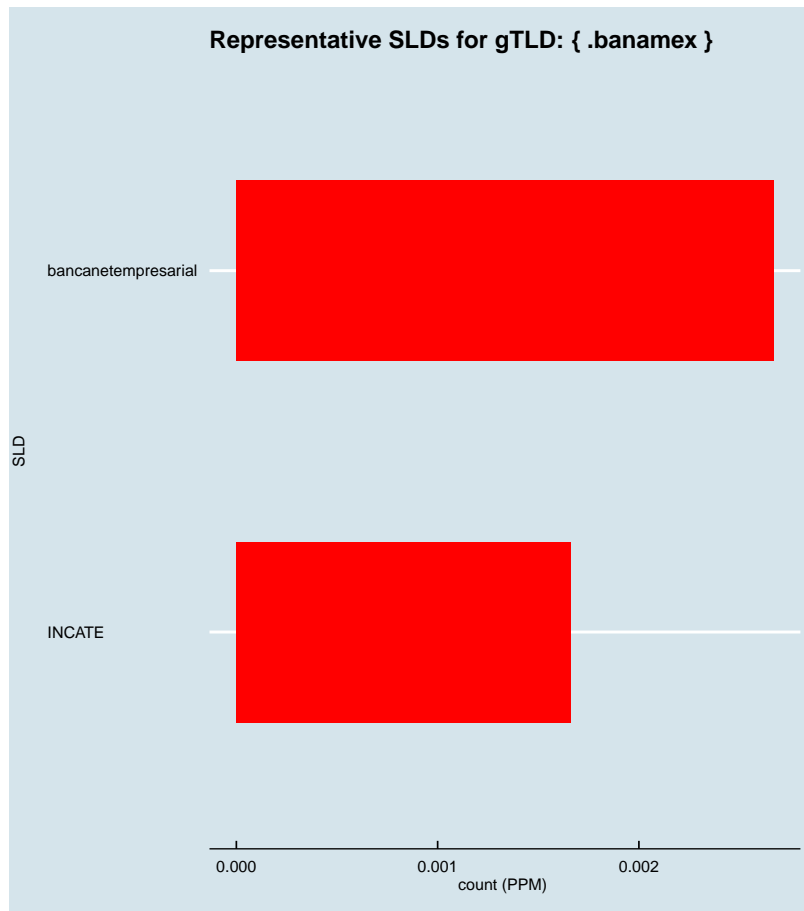


Figure 2.123: Representative SLDs for gTLD: { .banamex }. The *x* axis displays number of times (in parts per million) the corresponding SLD (*y* axis) was found in the gTLD.

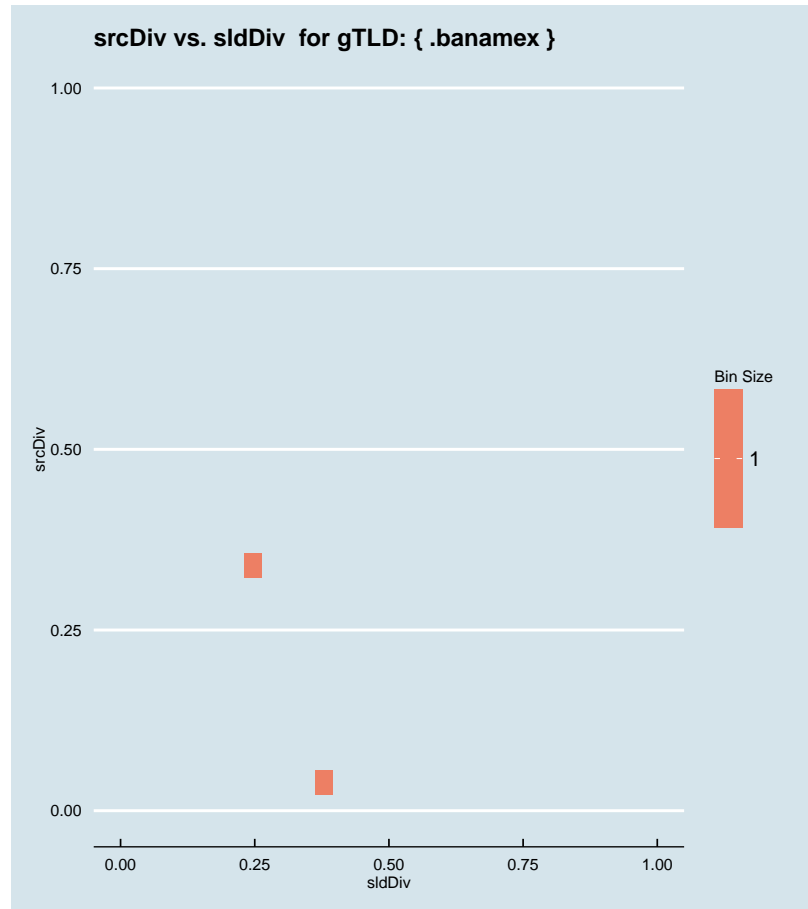


Figure 2.124: Binned scatter-plot of srcDiv and sldDiv for gTLD: { .banamex }.

### :: 2.97 Representative SLDs for gTLD: { .bananarepublic }

In this section, we collect representative SLDs related to gTLD: 'bananarepublic'. We found 0 unique SLDs after filtering. A total of 0 records were considered representative and they are 0.000% of the gTLD dump. Since the total number of records for this gTLD is 0, there are 0 non-representative records (NRep). In addition, this set comprises 0E0 of the entire data-set.

► { .bananarepublic }  
Total SLDs: 0  
a-sldDiv: 0.000%  
a-oR: 0.000%  
NRep: 0

### :: 2.98 Representative SLDs for gTLD: { .band }

In this section, we collect representative SLDs related to gTLD: 'band'. We found 13

► { .band }  
Total SLDs: 13  
a-sldDiv: 64.371%  
a-oR: 0.002%  
NRep: 0

unique SLDs after filtering. A total of 57251 records were considered representative and they are 64.371% of the gTLD dump. Since the total number of records for this gTLD is 57251, there are 0 non-representative records (NRep). In addition, this set comprises  $2.35E-5$  of the entire data-set. Table 2.63 shows the corresponding SLDs ordered by the level of importance. Figure 2.125 shows the record count (PPM) for each representative SLD. Figure 2.126 shows the binned scatter-plot of srcDiv and sldDiv.

Individual SLD descriptors for gTLD: {band}										
SLD	count	sldDiv	$\phi$ -sldDiv	ipcount	srcDiv	$\phi$ -srcDiv	oR	a-srcDiv	a-oR	rem
engeband	0.009	0.107	1.000	$6.3E-5$	0.007	$2.8E-4$	$3.89E-6$	0.107	$3.89E-6$	47769
INVALID	0.008	0.088	1.000	$2.48E-4$	0.032	0.003	$3.2E-6$	0.194	$7.09E-6$	39953
RANDOM13	0.007	0.080	1.000	$5.62E-4$	0.079	0.012	$2.91E-6$	0.274	$9.99E-6$	32862
master	0.006	0.066	1.000	$2.26E-4$	0.038	0.004	$2.41E-6$	0.340	$1.24E-5$	26980
jasonchenm...	0.005	0.060	1.000	0.002	0.427	0.117	$2.2E-6$	0.401	$1.46E-5$	21613
RANDOM10	0.005	0.059	1.000	0.002	0.426	0.117	$2.15E-6$	0.460	$1.68E-5$	16357
INCATF	0.005	0.052	1.000	$1.39E-4$	0.030	0.003	$1.91E-6$	0.512	$1.87E-5$	11704
INCATE	0.004	0.040	1.000	0.001	0.411	0.115	$1.47E-6$	0.552	$2.01E-5$	8126
INCATC	0.002	0.025	0.999	$5.69E-4$	0.255	0.066	$9.13E-7$	0.577	$2.1E-5$	5898
harrycalla...	0.002	0.020	0.999	0.001	0.756	0.261	$7.26E-7$	0.597	$2.18E-5$	4126
twilightse...	0.002	0.019	0.999	0.001	0.689	0.234	$7.02E-7$	0.617	$2.25E-5$	2412
SHORTSLD	0.001	0.014	0.999	$7.67E-4$	0.636	0.205	$4.94E-7$	0.630	$2.3E-5$	1206
4dmusicsk	0.001	0.014	0.999	$3.14E-4$	0.260	0.066	$4.94E-7$	0.644	$2.35E-5$	0

Table 2.63: Top 13 most significant SLDs for gTLD 'band'. The SLD list holds 64.371% of the entries found in the gTLD and  $2.35E-5$  of the total number of entries for the entire experiment. **count** represents the number of records found for the SLD (in parts per million). **sldDiv** is the raw count divided by the number of records of this gTLD dump file. **oR** is the ratio of raw count to the total number of records of the experiment.  **$\phi$ -sldDiv** represents the  $\phi$  percentile of sldDiv on the entire data-set. **a-srcDiv** is the cumulative srcDiv variable. **a-oR** is the cumulative oR.

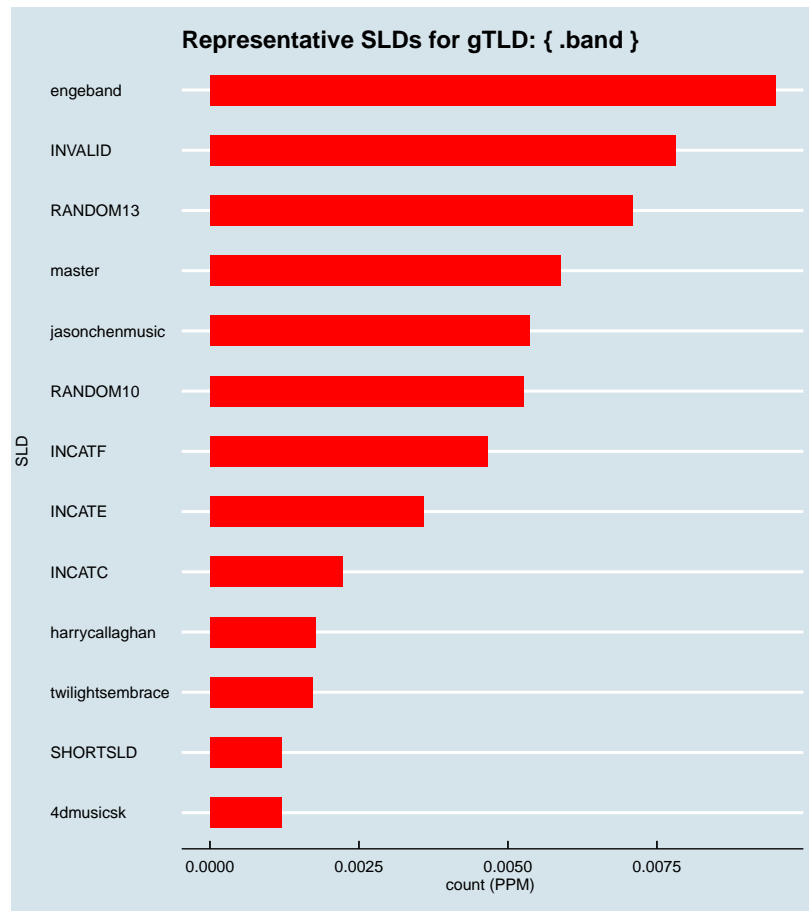


Figure 2.125: Representative SLDs for gTLD: { .band }. The  $x$  axis displays number of times (in parts per million) the corresponding SLD ( $y$  axis) was found in the gTLD.

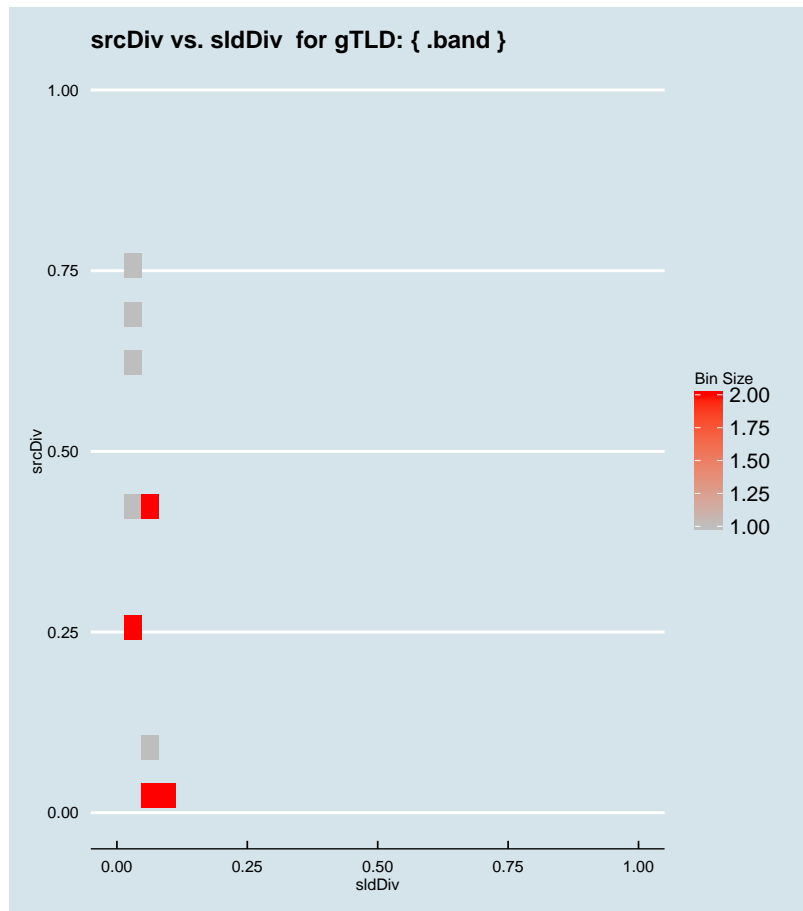


Figure 2.126: Binned scatter-plot of srcDiv and sldDiv for gTLD: {.band}.

### :: 2.99 Representative SLDs for gTLD: {.bank}

In this section, we collect representative SLDs related to gTLD: 'bank'. We found 52 unique SLDs after filtering. A total of 1260456 records were considered representative and they are 89.865% of the gTLD dump. Since the total number of records for this gTLD is 1260456, there are 0 non-representative records (NRep). In addition, this set comprises  $5.17E-4$  of the entire data-set. Table 2.64 shows the corresponding SLDs ordered by the level of importance. Figure 2.127 shows the record count (PPM) for each representative SLD. Figure 2.128 shows the binned scatter-plot of srcDiv and sldDiv.

► {.bank}  
 Total SLDs: 52  
 a-sldDiv: 89.865%  
 a-oR: 0.052%  
 NRep: 0



Individual SLD descriptors for gTLD: {bank}										
SLD	count	sldDiv	$\phi$ -sldDiv	ipcount	srcDiv	$\phi$ -srcDiv	oR	a-srcDiv	a-oR	rem
fortis	0.442	0.315	1.000	0.004	0.010	4.69E-4	1.81E-4	0.315	1.81E-4	818159
RANDOM10	0.163	0.117	1.000	0.003	0.020	0.001	6.7E-5	0.432	2.48E-4	654724
INCATF	0.125	0.089	1.000	0.006	0.047	0.005	5.13E-5	0.521	3E-4	529621
RANDOM13	0.070	0.050	1.000	0.003	0.038	0.004	2.88E-5	0.571	3.28E-4	459378
ziraat	0.048	0.034	1.000	8.3E-4	0.017	0.001	1.98E-5	0.606	3.48E-4	411166
nomos	0.048	0.034	1.000	5.07E-4	0.011	5.43E-4	1.96E-5	0.640	3.68E-4	363320
INCATD	0.047	0.034	1.000	0.003	0.071	0.010	1.94E-5	0.673	3.87E-4	316010
INCATB	0.044	0.031	1.000	0.002	0.056	0.007	1.8E-5	0.705	4.05E-4	272061
alrajhi	0.041	0.029	0.999	0.002	0.041	0.004	1.67E-5	0.734	4.22E-4	231213
r4200	0.038	0.027	0.999	2.1E-5	5.46E-4	7.67E-6	1.58E-5	0.761	4.38E-4	192778
INVALID	0.020	0.014	0.999	0.002	0.088	0.014	8.13E-6	0.775	4.46E-4	172931
shb	0.017	0.012	0.999	2.05E-4	0.012	6.48E-4	7.13E-6	0.788	4.53E-4	155536
ahly	0.017	0.012	0.999	2.57E-4	0.015	9.4E-4	7.04E-6	0.800	4.6E-4	138360
INCATE	0.011	0.008	0.999	0.006	0.494	0.130	4.62E-6	0.808	4.64E-4	127087
INCATC	0.010	0.007	0.999	0.003	0.292	0.075	4.29E-6	0.815	4.69E-4	116626
aktia	0.010	0.007	0.999	2.7E-4	0.027	0.002	4.15E-6	0.823	4.73E-4	106498
bin	0.009	0.006	0.999	4.67E-4	0.053	0.007	3.59E-6	0.829	4.76E-4	97731
blv	0.006	0.004	0.999	2E-6	3.34E-4	4.04E-6	2.45E-6	0.833	4.79E-4	91747
mailbankin...	0.006	0.004	0.999	0.001	0.228	0.054	2.43E-6	0.837	4.81E-4	85817
solid	0.006	0.004	0.998	1.66E-4	0.029	0.003	2.33E-6	0.842	4.84E-4	80139
alkhaliji	0.005	0.004	0.998	3.23E-4	0.060	0.008	2.2E-6	0.845	4.86E-4	74762
libra	0.005	0.004	0.998	2.76E-4	0.053	0.007	2.13E-6	0.849	4.88E-4	69559
SHORTSLD	0.005	0.004	0.998	0.002	0.434	0.120	2.03E-6	0.853	4.9E-4	64594
wfb	0.005	0.003	0.998	2.07E-4	0.046	0.005	1.86E-6	0.856	4.92E-4	60055
wpad	0.004	0.003	0.998	8.53E-4	0.193	0.042	1.81E-6	0.859	4.94E-4	55629
bggrupo	0.004	0.003	0.998	3.55E-4	0.082	0.013	1.77E-6	0.862	4.96E-4	51298
ebt	0.003	0.002	0.998	1.95E-4	0.064	0.009	1.25E-6	0.864	4.97E-4	48251
belinvest	0.003	0.002	0.998	2.29E-4	0.076	0.011	1.24E-6	0.866	4.98E-4	45229
bankstanda...	0.003	0.002	0.998	7.1E-5	0.025	0.002	1.15E-6	0.868	4.99E-4	42417
icbkfs	0.003	0.002	0.998	9.14E-4	0.348	0.097	1.08E-6	0.870	5E-4	39792
inet	0.002	0.002	0.998	6E-6	0.002	7.06E-5	1.01E-6	0.872	5.01E-4	37332
arm	0.002	0.002	0.997	7.8E-5	0.032	0.003	9.94E-7	0.874	5.02E-4	34907
mercurio	0.002	0.002	0.997	1.18E-4	0.049	0.006	9.9E-7	0.875	5.03E-4	32491
demir	0.002	0.002	0.997	6.3E-5	0.028	0.002	9.29E-7	0.877	5.04E-4	30223
pravex	0.002	0.002	0.997	5E-6	0.002	6.47E-5	8.88E-7	0.879	5.05E-4	28056

Table 2.64: Top 35 most significant SLDs for gTLD 'bank'. The SLD list holds 89.865% of the entries found in the gTLD and  $5.17E-4$  of the total number of entries for the entire experiment. **count** represents the number of records found for the SLD (in parts per million). **sldDiv** is the raw count divided by the number of records of this gTLD dump file. **oR** is the ratio of raw count to the total number of records of the experiment.  **$\phi$ -sldDiv** represents the  $\phi$  percentile of sldDiv on the entire data-set. **a-srcDiv** is the cumulative srcDiv variable. **a-oR** is the cumulative oR.

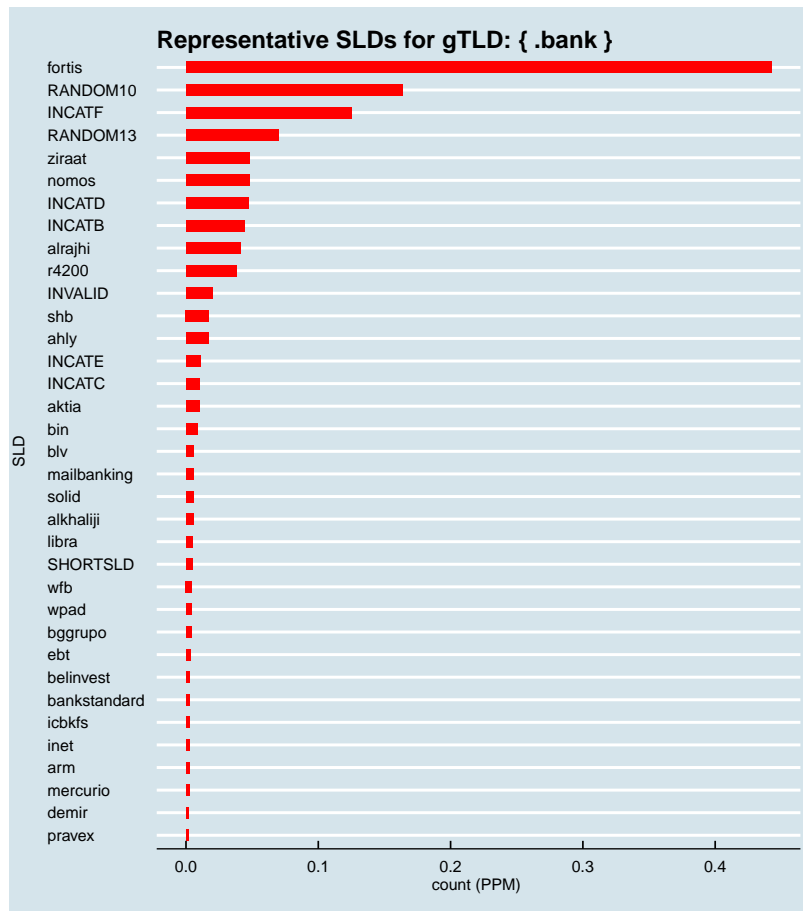


Figure 2.127: Representative SLDs for gTLD: { .bank }. The *x* axis displays number of times (in parts per million) the corresponding SLD (*y* axis) was found in the gTLD.

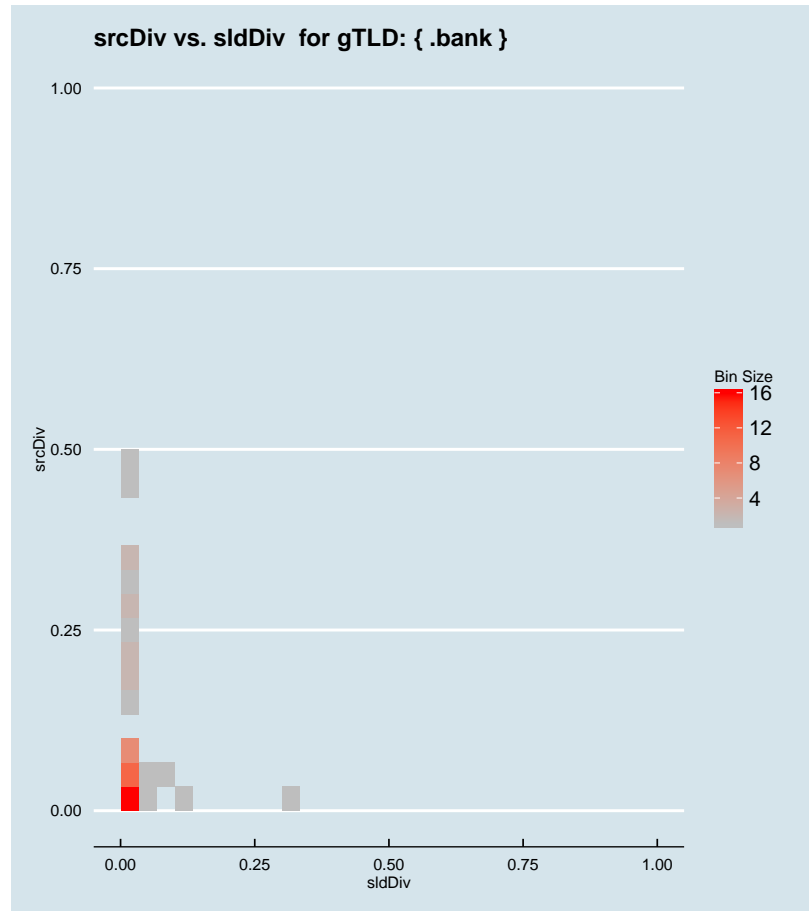


Figure 2.128: Binned scatter-plot of srcDiv and sldDiv for gTLD: { .bank }.

### :: 2.100 Representative SLDs for gTLD: { .banque }

In this section, we collect representative SLDs related to gTLD: 'banque'. We found 1 unique SLDs after filtering. A total of 1653 records were considered representative and they are 31.042% of the gTLD dump. Since the total number of records for this gTLD is 1653, there are 0 non-representative records (NRep). In addition, this set comprises  $6.77E-7$  of the entire data-set. Table 2.65 shows the corresponding SLDs ordered by the level of importance. Figure 2.129 shows the record count (PPM) for each representative SLD. Figure 2.130 shows the binned scatter-plot of srcDiv and sldDiv.

► { .banque }  
Total SLDs: 1  
a-sldDiv: 31.042%  
a-oR: 0.000%  
NRep: 0



Individual SLD descriptors for gTLD: {banque}										
SLD	count	sldDiv	$\phi$ -sldDiv	ipcount	srcDiv	$\phi$ -srcDiv	oR	a-srcDiv	a-oR	rem
cmp	0.002	0.310	1.000	1.63E-4	0.099	0.016	6.77E-7	0.310	6.77E-7	0

Table 2.65: Top 1 most significant SLDs for gTLD 'banque'. The SLD list holds 31.042% of the entries found in the gTLD and 6.77E-7 of the total number of entries for the entire experiment. **count** represents the number of records found for the SLD (in parts per million). **sldDiv** is the raw count divided by the number of records of this gTLD dump file. **oR** is the ratio of raw count to the total number of records of the experiment.  **$\phi$ -sldDiv** represents the  $\phi$  percentile of sldDiv on the entire data-set. **a-srcDiv** is the cumulative srcDiv variable. **a-oR** is the cumulative oR.

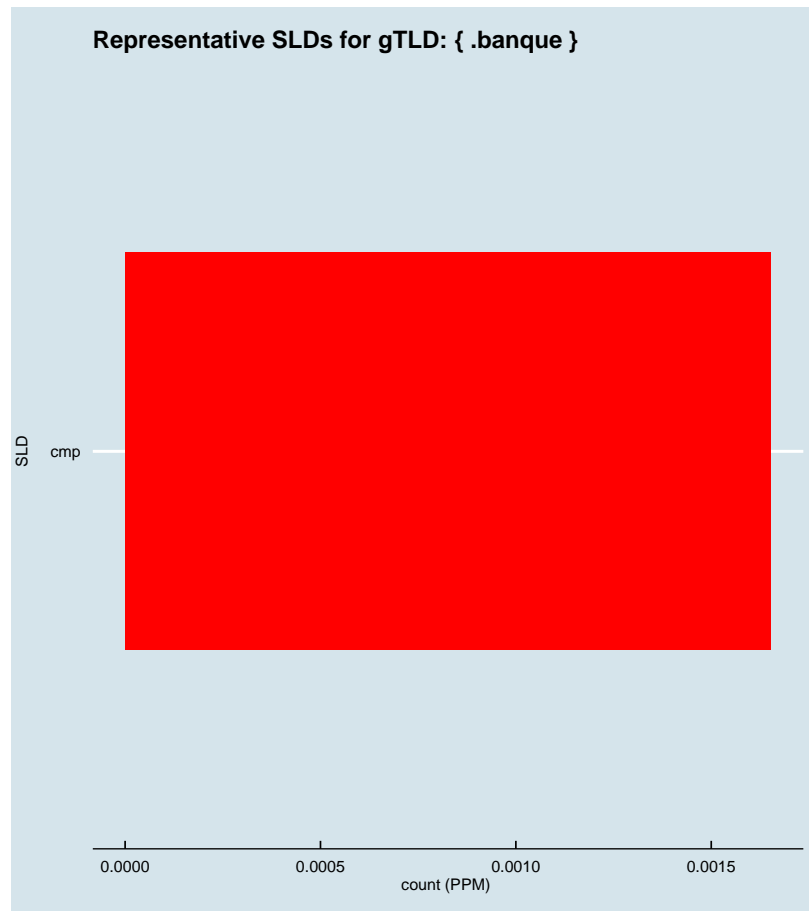


Figure 2.129: Representative SLDs for gTLD: { .banque}. The  $x$  axis displays number of times (in parts per million) the corresponding SLD ( $y$  axis) was found in the gTLD.

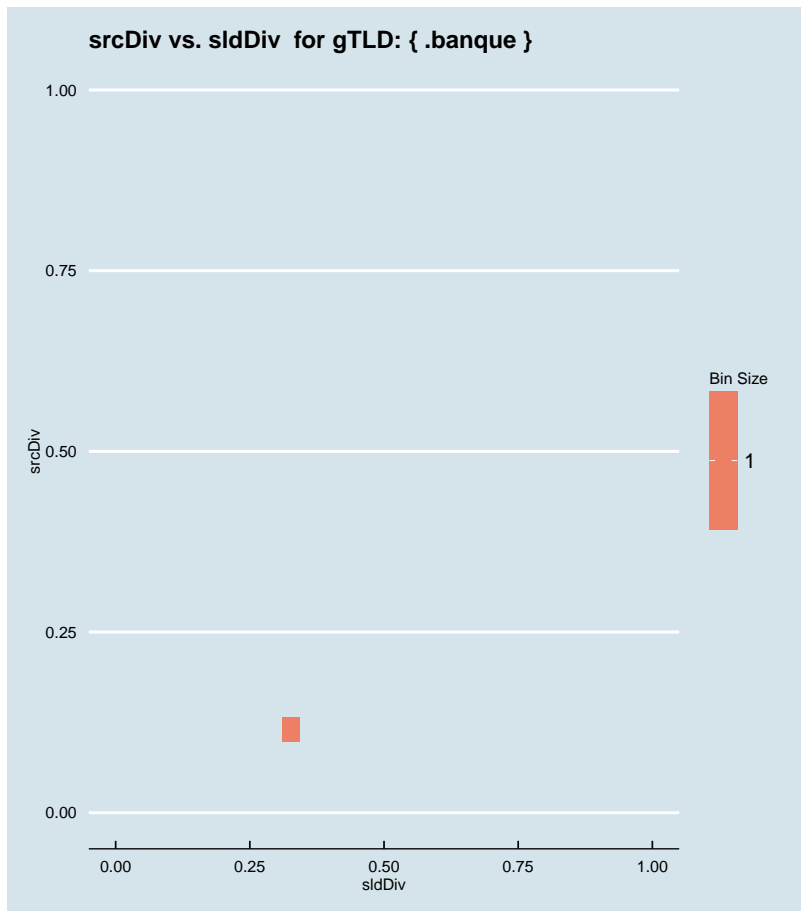


Figure 2.130: Binned scatter-plot of srcDiv and sldDiv for gTLD: { .banque }.

### :: 2.101 Representative SLDs for gTLD: { .bar }

In this section, we collect representative SLDs related to gTLD: 'bar'. We found 16 unique SLDs after filtering. A total of 234635 records were considered representative and they are 88.966% of the gTLD dump. Since the total number of records for this gTLD is 234635, there are 0 non-representative records (NRep). In addition, this set comprises  $9.62E-5$  of the entire data-set. Table 2.66 shows the corresponding SLDs ordered by the level of importance. Figure 2.131 shows the record count (PPM) for each representative SLD. Figure 2.132 shows the binned scatter-plot of srcDiv and sldDiv.

► { .bar }  
 Total SLDs: 16  
 a-sldDiv: 88.966%  
 a-oR: 0.010%  
 NRep: 0

Individual SLD descriptors for gTLD: {bar}										
SLD	count	sldDiv	$\phi$ -sldDiv	ipcount	srcDiv	$\phi$ -srcDiv	oR	a-srcDiv	a-oR	rem
INCATC	0.155	0.586	1.000	0.012	0.075	0.011	6.33E-5	0.586	6.33E-5	80059
INCATB	0.019	0.071	1.000	0.003	0.152	0.031	7.7E-6	0.657	7.1E-5	61276
INVALID	0.011	0.042	1.000	0.001	0.106	0.018	4.59E-6	0.700	7.56E-5	50070
INCATF	0.009	0.036	1.000	4.22E-4	0.045	0.005	3.87E-6	0.736	7.95E-5	40616
RANDOM13	0.009	0.036	1.000	7.57E-4	0.080	0.012	3.85E-6	0.771	8.34E-5	31212
RANDOM10	0.008	0.030	1.000	6.08E-4	0.076	0.011	3.28E-6	0.802	8.66E-5	23219
INCATE	0.006	0.022	0.999	0.003	0.485	0.130	2.33E-6	0.823	8.9E-5	17522
smtip	0.004	0.014	0.999	0.001	0.384	0.105	1.55E-6	0.838	9.05E-5	13729
interka	0.003	0.010	0.999	2E-6	7.93E-4	1.22E-5	1.03E-6	0.847	9.16E-5	11208
rico	0.002	0.007	0.999	5.9E-5	0.030	0.003	7.94E-7	0.855	9.24E-5	9270
neopics	0.002	0.007	0.999	9E-5	0.047	0.005	7.81E-7	0.862	9.31E-5	7365
SHORTSLD	0.002	0.007	0.999	8.79E-4	0.488	0.130	7.39E-7	0.869	9.39E-5	5562
wpad	0.002	0.006	0.999	5.05E-4	0.332	0.082	6.24E-7	0.874	9.45E-5	4039
colegio	0.001	0.005	0.999	1.4E-5	0.010	5.13E-4	5.6E-7	0.880	9.51E-5	2673
isatap	0.001	0.005	0.999	4.88E-4	0.363	0.100	5.5E-7	0.885	9.56E-5	1330
ddrspjm1	0.001	0.005	0.999	2.7E-5	0.020	0.001	5.45E-7	0.890	9.62E-5	0

Table 2.66: Top 16 most significant SLDs for gTLD 'bar'. The SLD list holds 88.966% of the entries found in the gTLD and 9.62E-5 of the total number of entries for the entire experiment. **count** represents the number of records found for the SLD (in parts per million). **sldDiv** is the raw count divided by the number of records of this gTLD dump file. **oR** is the ratio of raw count to the total number of records of the experiment.  **$\phi$ -sldDiv** represents the  $\phi$  percentile of sldDiv on the entire data-set. **a-srcDiv** is the cumulative srcDiv variable. **a-oR** is the cumulative oR.

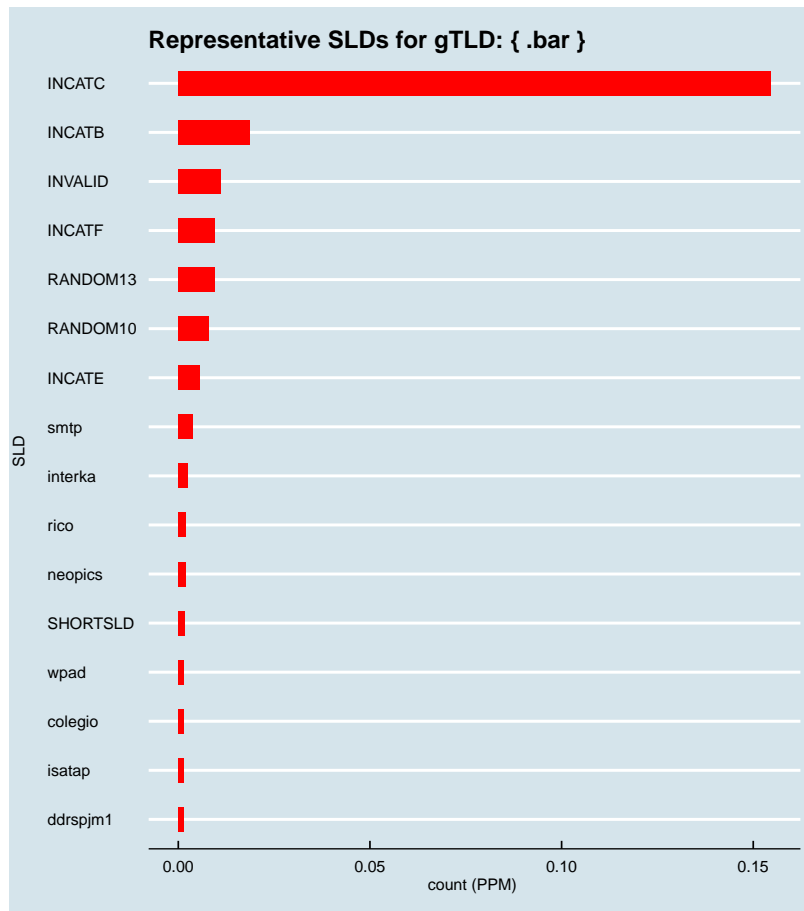


Figure 2.131: Representative SLDs for gTLD: { .bar }. The x axis displays number of times (in parts per million) the corresponding SLD (y axis) was found in the gTLD.



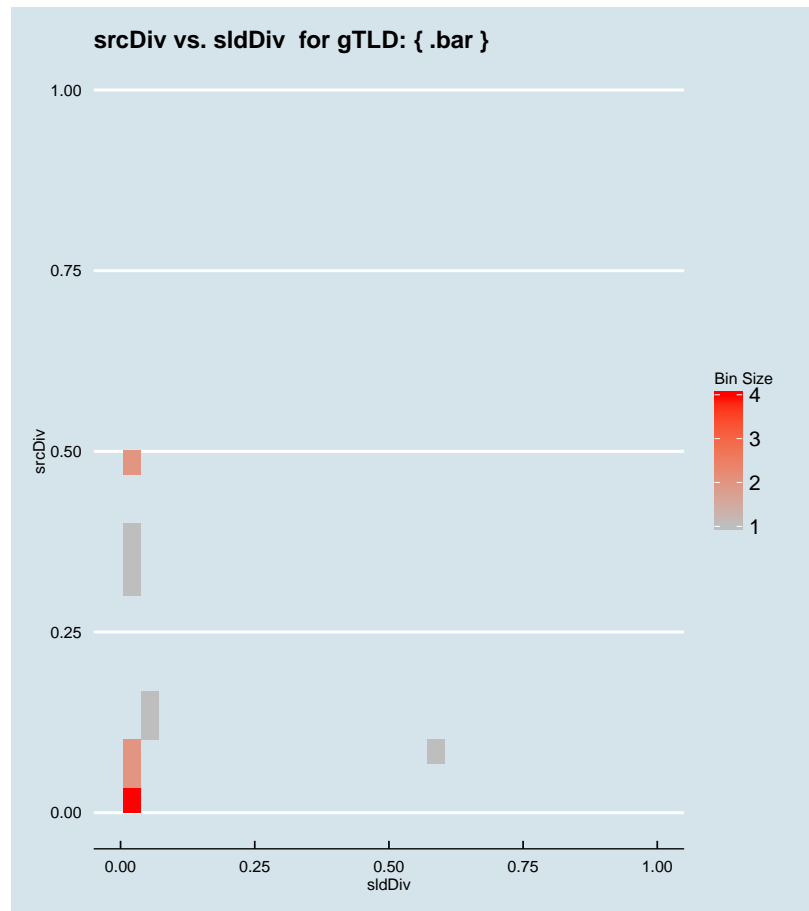


Figure 2.132: Binned scatter-plot of srcDiv and sldDiv for gTLD: {.bar}.

## :: 2.102 Representative SLDs for gTLD: {.barcelona}

In this section, we collect representative SLDs related to gTLD: 'barcelona'. We found 13 unique SLDs after filtering. A total of 61653 records were considered representative and they are 85.042% of the gTLD dump. Since the total number of records for this gTLD is 61653, there are 0 non-representative records (NRep). In addition, this set comprises 2.53E−5 of the entire data-set. Table 2.67 shows the corresponding SLDs ordered by the level of importance. Figure 2.133 shows the record count (PPM) for each representative SLD. Figure 2.134 shows the binned scatter-plot of srcDiv and sldDiv.

► {.barcelona}  
Total SLDs: 13  
a-sldDiv: 85.042%  
a-oR: 0.003%  
NRep: 0

Individual SLD descriptors for gTLD: {barcelona}										
SLD	count	sldDiv	$\phi$ -sldDiv	ipcount	srcDiv	$\phi$ -srcDiv	oR	a-srcDiv	a-oR	rem
INVALID	0.014	0.191	1.000	4.84E-4	0.035	0.003	5.67E-6	0.191	5.67E-6	47821
bestours	0.013	0.174	1.000	3.82E-4	0.030	0.003	5.18E-6	0.365	1.08E-5	35185
RANDOM13	0.009	0.122	1.000	5.48E-4	0.062	0.008	3.62E-6	0.487	1.45E-5	26345
INCATF	0.007	0.093	1.000	3.66E-4	0.054	0.007	2.77E-6	0.580	1.72E-5	19588
ugma	0.005	0.072	1.000	4.4E-4	0.085	0.013	2.13E-6	0.652	1.94E-5	14394
RANDOM10	0.003	0.042	1.000	3.34E-4	0.110	0.019	1.25E-6	0.694	2.06E-5	11352
INCATB	0.002	0.034	1.000	3.05E-4	0.122	0.022	1.02E-6	0.728	2.16E-5	8860
wpad	0.002	0.028	0.999	4.32E-4	0.211	0.049	8.38E-7	0.756	2.25E-5	6814
SHORTSLD	0.002	0.024	0.999	8.27E-4	0.467	0.127	7.25E-7	0.781	2.32E-5	5044
INCATC	0.001	0.019	0.999	3.23E-4	0.240	0.057	5.51E-7	0.799	2.38E-5	3699
INCATE	0.001	0.017	0.999	7.47E-4	0.597	0.193	5.13E-7	0.817	2.43E-5	2447
isatap	0.001	0.017	0.999	4.02E-4	0.324	0.081	5.08E-7	0.834	2.48E-5	1208
bcnsrv01	0.001	0.017	0.999	9.3E-5	0.077	0.012	4.95E-7	0.850	2.53E-5	0

Table 2.67: Top 13 most significant SLDs for gTLD 'barcelona'. The SLD list holds 85.042% of the entries found in the gTLD and 2.53E-5 of the total number of entries for the entire experiment. **count** represents the number of records found for the SLD (in parts per million). **sldDiv** is the raw count divided by the number of records of this gTLD dump file. **oR** is the ratio of raw count to the total number of records of the experiment.  **$\phi$ -sldDiv** represents the  $\phi$  percentile of sldDiv on the entire data-set. **a-srcDiv** is the cumulative srcDiv variable. **a-oR** is the cumulative oR.

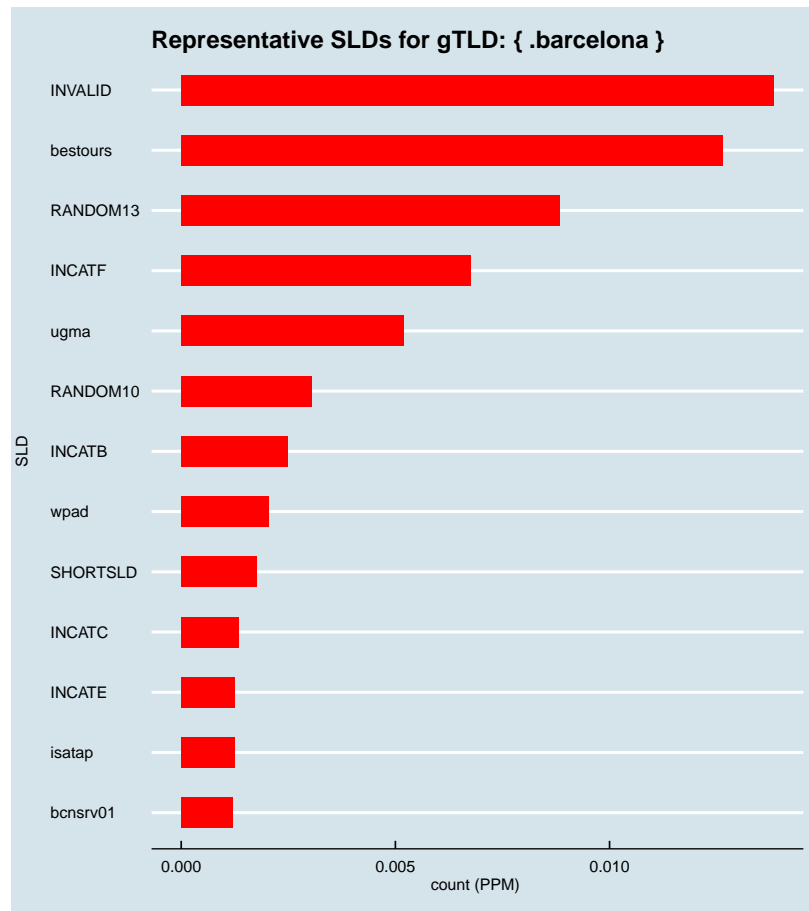


Figure 2.133: Representative SLDs for gTLD: { .barcelona }. The x axis displays number of times (in parts per million) the corresponding SLD (y axis) was found in the gTLD.

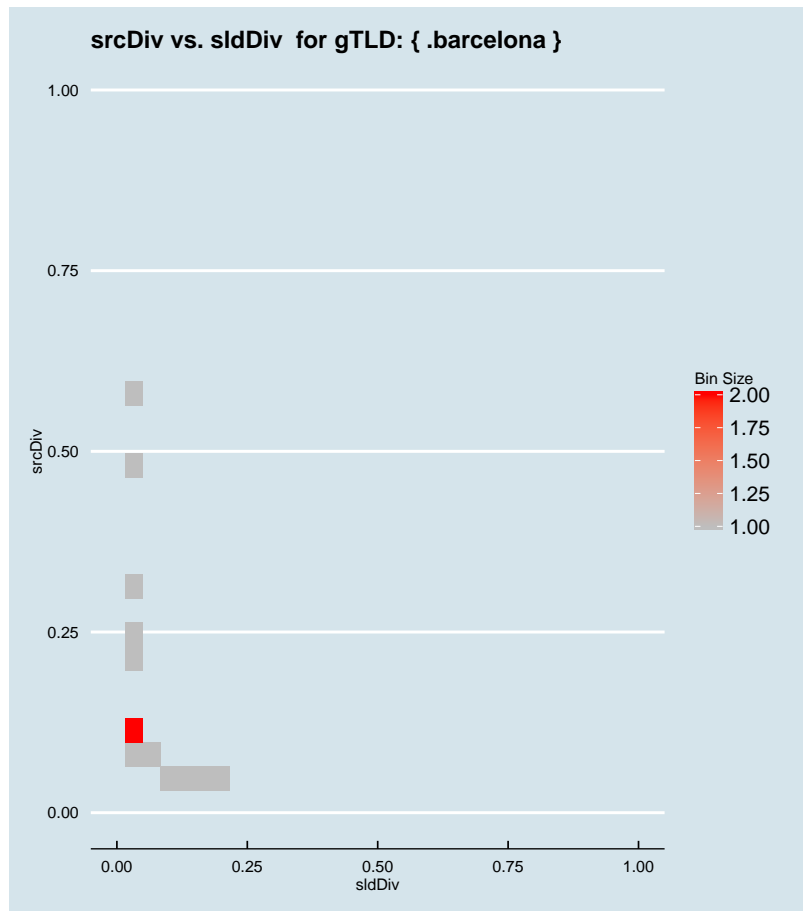


Figure 2.134: Binned scatter-plot of srcDiv and sldDiv for gTLD: { .barcelona }.

### :: 2.103 Representative SLDs for gTLD: { .barclaycard }

In this section, we collect representative SLDs related to gTLD: 'barclaycard'. We found 0 unique SLDs after filtering. A total of 0 records were considered representative and they are 0.000% of the gTLD dump. Since the total number of records for this gTLD is 0, there are 0 non-representative records (NRep). In addition, this set comprises 0E0 of the entire data-set.

► { .barclaycard }  
 Total SLDs: 0  
 a-sldDiv: 0.000%  
 a-oR: 0.000%  
 NRep: 0

### :: 2.104 Representative SLDs for gTLD: { .barclays }

In this section, we collect representative SLDs related to gTLD: 'barclays'. We found

► { .barclays }  
 Total SLDs: 1  
 a-sldDiv: 52.238%  
 a-oR: 0.000%  
 NRep: 0

1 unique SLDs after filtering. A total of 2229 records were considered representative and they are 52.238% of the gTLD dump. Since the total number of records for this gTLD is 2229, there are 0 non-representative records (NRep). In addition, this set comprises  $9.13\text{E}-7$  of the entire data-set. Table 2.68 shows the corresponding SLDs ordered by the level of importance. Figure 2.135 shows the record count (PPM) for each representative SLD. Figure 2.136 shows the binned scatter-plot of srcDiv and sldDiv.

Individual SLD descriptors for gTLD: {barclays}										
SLD	count	sldDiv	$\phi$ -sldDiv	ipcount	srcDiv	$\phi$ -srcDiv	oR	a-srcDiv	a-oR	rem
INCATE	0.002	0.522	1.000	0.001	0.490	0.130	$9.13\text{E}-7$	0.522	$9.13\text{E}-7$	0

Table 2.68: Top 1 most significant SLDs for gTLD 'barclays'. The SLD list holds 52.238% of the entries found in the gTLD and  $9.13\text{E}-7$  of the total number of entries for the entire experiment. **count** represents the number of records found for the SLD (in parts per million). **sldDiv** is the raw count divided by the number of records of this gTLD dump file. **oR** is the ratio of raw count to the total number of records of the experiment.  **$\phi$ -sldDiv** represents the  $\phi$  percentile of sldDiv on the entire data-set. **a-srcDiv** is the cumulative srcDiv variable. **a-oR** is the cumulative oR.




Figure 2.135: Representative SLDs for gTLD: { .barclays }. The  $x$  axis displays number of times (in parts per million) the corresponding SLD ( $y$  axis) was found in the gTLD.

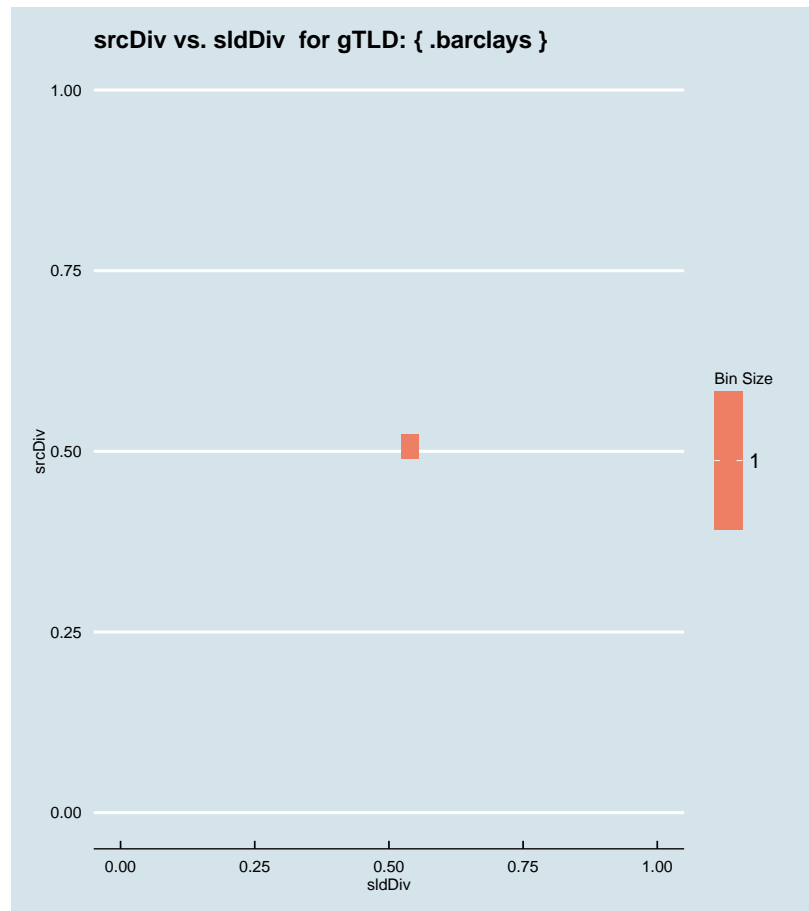


Figure 2.136: Binned scatter-plot of srcDiv and sldDiv for gTLD: { .barclays }.

### ⚡ 2.105 Representative SLDs for gTLD: { .barefoot }

In this section, we collect representative SLDs related to gTLD: 'barefoot'. We found 0 unique SLDs after filtering. A total of 0 records were considered representative and they are 0.000% of the gTLD dump. Since the total number of records for this gTLD is 0, there are 0 non-representative records (NRep). In addition, this set comprises 0E0 of the entire data-set.

▶ { .barefoot }  
 Total SLDs: 0  
 a-sldDiv: 0.000%  
 a-oR: 0.000%  
 NRep: 0

### ⚡ 2.106 Representative SLDs for gTLD: { .bargains }

In this section, we collect representative SLDs related to gTLD: 'bargains'. We found

▶ { .bargains }  
 Total SLDs: 0  
 a-sldDiv: 0.000%  
 a-oR: 0.000%  
 NRep: 0

0 unique SLDs after filtering. A total of 0 records were considered representative and they are 0.000% of the gTLD dump. Since the total number of records for this gTLD is 0, there are 0 non-representative records (NRep). In addition, this set comprises 0E0 of the entire data-set.

### :: 2.107 Representative SLDs for gTLD: {.baseball}

In this section, we collect representative SLDs related to gTLD: 'baseball'. We found 6 unique SLDs after filtering. A total of 15055 records were considered representative and they are 75.207% of the gTLD dump. Since the total number of records for this gTLD is 15055, there are 0 non-representative records (NRep). In addition, this set comprises 6.17E-6 of the entire data-set. Table 2.69 shows the corresponding SLDs ordered by the level of importance. Figure 2.137 shows the record count (PPM) for each representative SLD. Figure 2.138 shows the binned scatter-plot of srcDiv and sldDiv.

► {.baseball}  
 Total SLDs: 6  
 a-sldDiv: 75.207%  
 a-oR: 0.001%  
 NRep: 0

Individual SLD descriptors for gTLD: {.baseball}										
SLD	count	sldDiv	$\phi$ -sldDiv	ipcount	srcDiv	$\phi$ -srcDiv	oR	a-srcDiv	a-oR	rem
INVALID	0.006	0.311	1.000	4.15E-4	0.067	0.009	2.55E-6	0.311	2.55E-6	8835
INCATE	0.003	0.142	1.000	0.001	0.505	0.177	1.17E-6	0.453	3.72E-6	5984
wpad	0.002	0.097	1.000	4.88E-4	0.251	0.065	7.97E-7	0.550	4.51E-6	4039
INCATB	0.001	0.068	1.000	2.81E-4	0.206	0.048	5.59E-7	0.618	5.07E-6	2674
isatap	0.001	0.068	1.000	3.95E-4	0.289	0.074	5.59E-7	0.687	5.63E-6	1309
RANDOM10	0.001	0.065	1.000	2.51E-4	0.192	0.042	5.36E-7	0.752	6.17E-6	0

Table 2.69: Top 6 most significant SLDs for gTLD 'baseball'. The SLD list holds 75.207% of the entries found in the gTLD and 6.17E-6 of the total number of entries for the entire experiment. **count** represents the number of records found for the SLD (in parts per million). **sldDiv** is the raw count divided by the number of records of this gTLD dump file. **oR** is the ratio of raw count to the total number of records of the experiment.  **$\phi$ -sldDiv** represents the  $\phi$  percentile of sldDiv on the entire data-set. **a-srcDiv** is the cumulative srcDiv variable. **a-oR** is the cumulative oR.



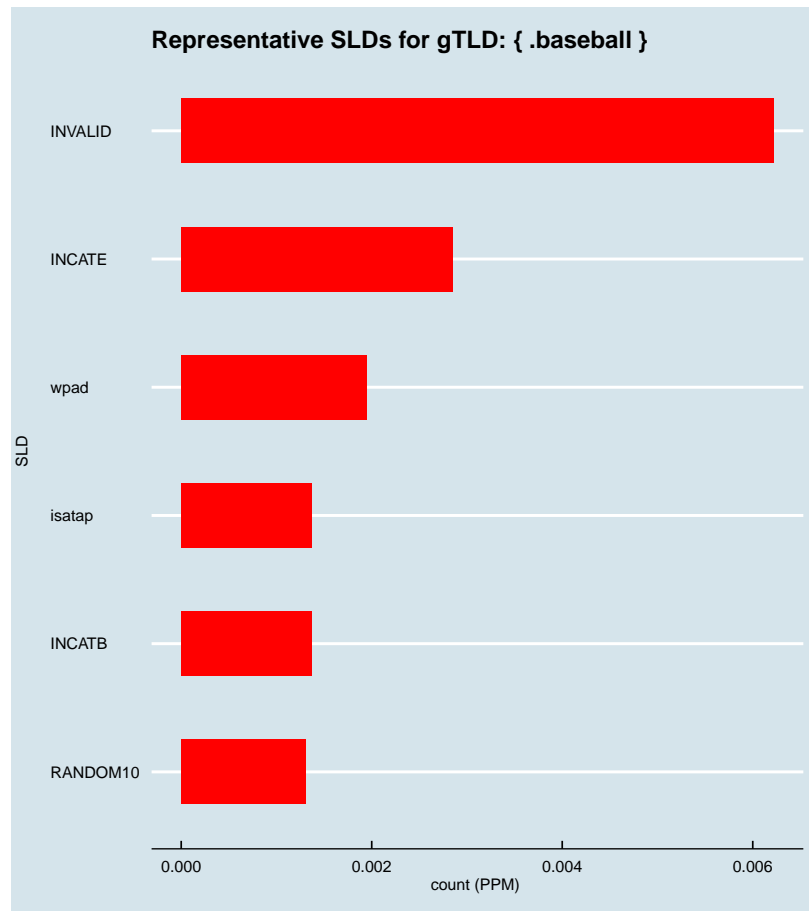


Figure 2.137: Representative SLDs for gTLD: { .baseball }. The  $x$  axis displays number of times (in parts per million) the corresponding SLD ( $y$  axis) was found in the gTLD.

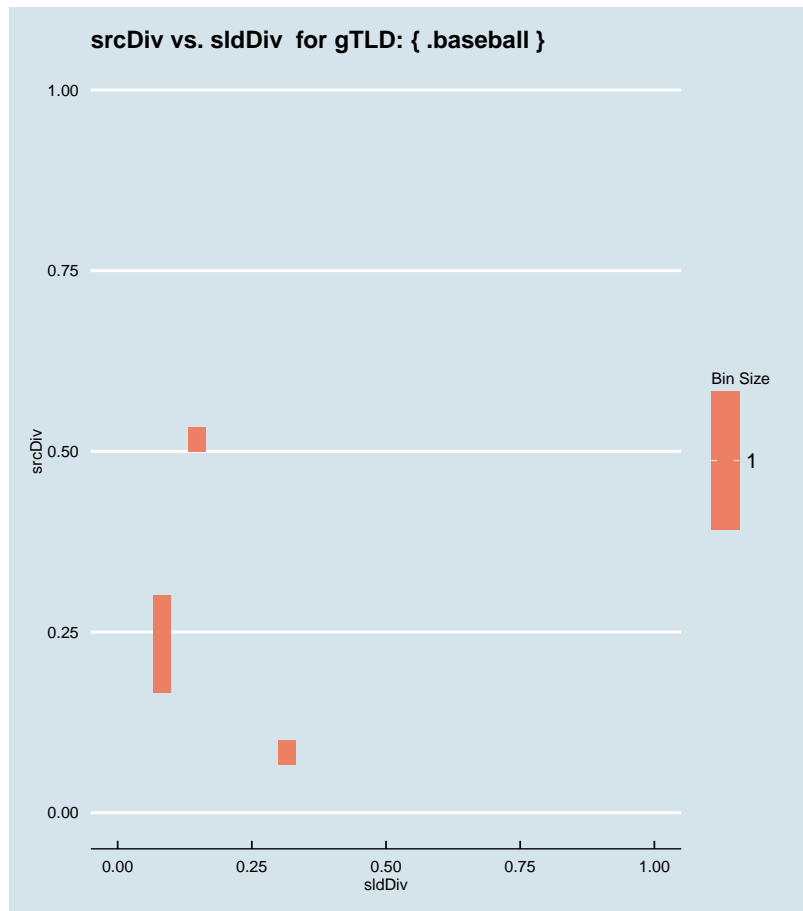


Figure 2.138: Binned scatter-plot of srcDiv and sldDiv for gTLD: { .baseball }.

### :: 2.108 Representative SLDs for gTLD: { .basketball }

In this section, we collect representative SLDs related to gTLD: 'basketball'. We found 1 unique SLDs after filtering. A total of 1192 records were considered representative and they are 31.991% of the gTLD dump. Since the total number of records for this gTLD is 1192, there are 0 non-representative records (NRep). In addition, this set comprises  $4.88E-7$  of the entire data-set. Table 2.70 shows the corresponding SLDs ordered by the level of importance. Figure 2.139 shows the record count (PPM) for each representative SLD. Figure 2.140 shows the binned scatter-plot of srcDiv and sldDiv.

```
► { .basketball }
Total SLDs: 1
a-sldDiv: 31.991%
a-oR: 0.000%
NRep: 0
```

Individual SLD descriptors for gTLD: {basketball}										
SLD	count	sldDiv	$\phi$ -sldDiv	ipcount	srcDiv	$\phi$ -srcDiv	oR	a-srcDiv	a-oR	rem
INVALID	0.001	0.320	1.000	1.43E-4	0.120	0.022	4.88E-7	0.320	4.88E-7	0

Table 2.70: Top 1 most significant SLDs for gTLD 'basketball'. The SLD list holds 31.991% of the entries found in the gTLD and 4.88E-7 of the total number of entries for the entire experiment. **count** represents the number of records found for the SLD (in parts per million). **sldDiv** is the raw count divided by the number of records of this gTLD dump file. **oR** is the ratio of raw count to the total number of records of the experiment.  $\phi$ -**sldDiv** represents the  $\phi$  percentile of sldDiv on the entire data-set. **a-srcDiv** is the cumulative srcDiv variable. **a-oR** is the cumulative oR.

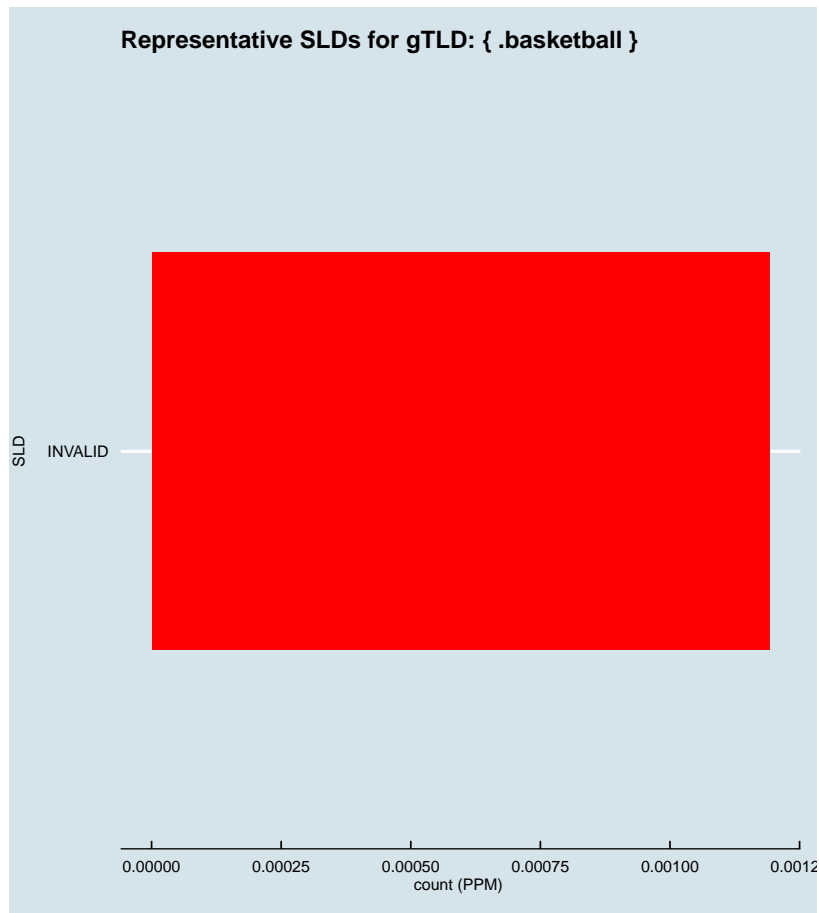


Figure 2.139: Representative SLDs for gTLD: { .basketball}. The  $x$  axis displays number of times (in parts per million) the corresponding SLD ( $y$  axis) was found in the gTLD.

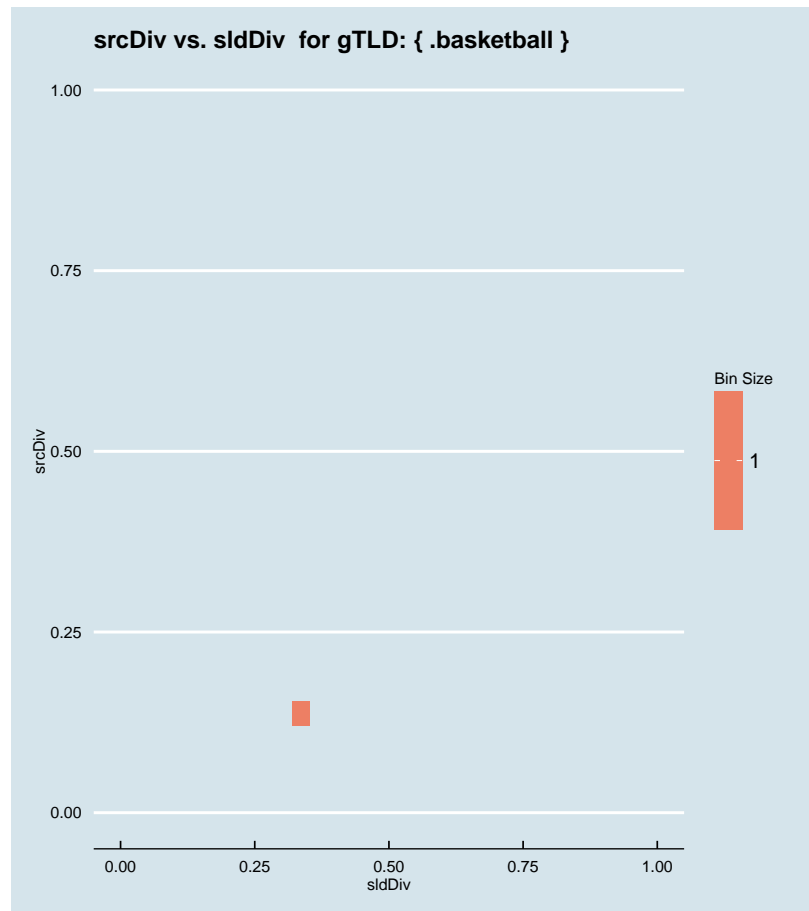


Figure 2.140: Binned scatter-plot of srcDiv and sldDiv for gTLD: { .basketball}.

### :: 2.109 Representative SLDs for gTLD: { .bauhaus }

In this section, we collect representative SLDs related to gTLD: 'bauhaus'. We found 2 unique SLDs after filtering. A total of 4262 records were considered representative and they are 59.558% of the gTLD dump. Since the total number of records for this gTLD is 4262, there are 0 non-representative records (NRep). In addition, this set comprises  $1.75E-6$  of the entire data-set. Table 2.71 shows the corresponding SLDs ordered by the level of importance. Figure 2.141 shows the record count (PPM) for each representative SLD. Figure 2.142 shows the binned scatter-plot of srcDiv and sldDiv.

► { .bauhaus }  
Total SLDs: 2  
a-sldDiv: 59.558%  
a-oR: 0.000%  
NRep: 0



Individual SLD descriptors for gTLD: {bauhaus}										
SLD	count	sldDiv	$\phi$ -sldDiv	ipcount	srcDiv	$\phi$ -srcDiv	oR	a-srcDiv	a-oR	rem
INVALID	0.003	0.390	1.000	1.23E-4	0.044	0.005	1.14E-6	0.390	1.14E-6	1471
RANDOM10	0.001	0.206	1.000	1.24E-4	0.084	0.013	6.03E-7	0.596	1.75E-6	0

Table 2.71: Top 2 most significant SLDs for gTLD 'bauhaus'. The SLD list holds 59.558% of the entries found in the gTLD and 1.75E-6 of the total number of entries for the entire experiment. **count** represents the number of records found for the SLD (in parts per million). **sldDiv** is the raw count divided by the number of records of this gTLD dump file. **oR** is the ratio of raw count to the total number of records of the experiment.  $\phi$ -**sldDiv** represents the  $\phi$  percentile of sldDiv on the entire data-set. **a-srcDiv** is the cumulative srcDiv variable. **a-oR** is the cumulative oR.

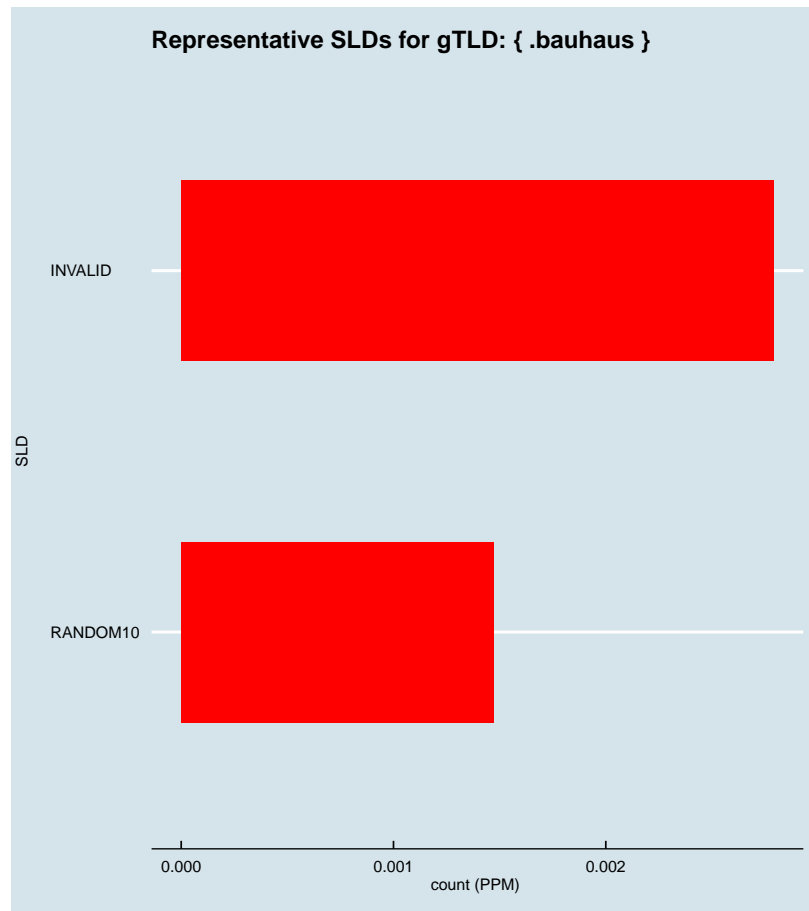


Figure 2.141: Representative SLDs for gTLD: { .bauhaus }. The  $x$  axis displays number of times (in parts per million) the corresponding SLD ( $y$  axis) was found in the gTLD.

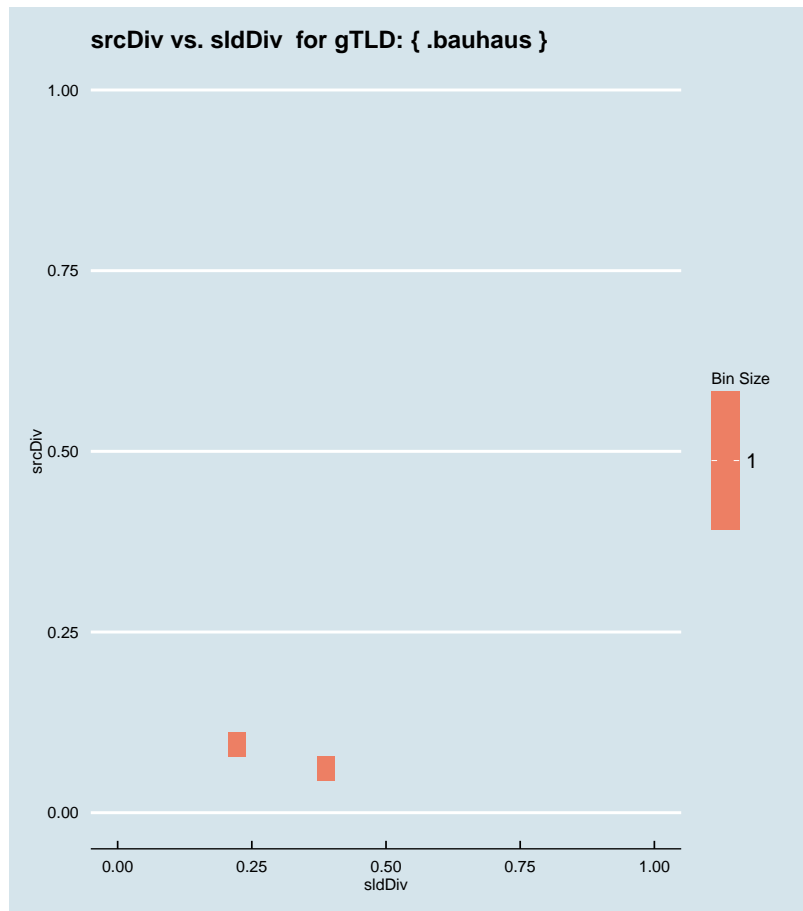


Figure 2.142: Binned scatter-plot of srcDiv and sldDiv for gTLD: {.bauhaus}.

### :: 2.110 Representative SLDs for gTLD: {.bayern}

In this section, we collect representative SLDs related to gTLD: 'bayern'. We found 1 unique SLDs after filtering. A total of 1502 records were considered representative and they are 17.775% of the gTLD dump. Since the total number of records for this gTLD is 1502, there are 0 non-representative records (NRep). In addition, this set comprises  $6.16E-7$  of the entire data-set. Table 2.72 shows the corresponding SLDs ordered by the level of importance. Figure 2.143 shows the record count (PPM) for each representative SLD. Figure 2.144 shows the binned scatter-plot of srcDiv and sldDiv.

► {.bayern}  
 Total SLDs: 1  
 a-sldDiv: 17.775%  
 a-oR: 0.000%  
 NRep: 0



Individual SLD descriptors for gTLD: {bayern}										
SLD	count	sldDiv	$\phi$ -sldDiv	ipcount	srcDiv	$\phi$ -srcDiv	oR	a-srcDiv	a-oR	rem
INVALID	0.002	0.178	1.000	2.25E-4	0.150	0.030	6.16E-7	0.178	6.16E-7	0

Table 2.72: Top 1 most significant SLDs for gTLD 'bayern'. The SLD list holds 17.775% of the entries found in the gTLD and 6.16E-7 of the total number of entries for the entire experiment. **count** represents the number of records found for the SLD (in parts per million). **sldDiv** is the raw count divided by the number of records of this gTLD dump file. **oR** is the ratio of raw count to the total number of records of the experiment.  $\phi$ -**sldDiv** represents the  $\phi$  percentile of sldDiv on the entire data-set. **a-srcDiv** is the cumulative srcDiv variable. **a-oR** is the cumulative oR.

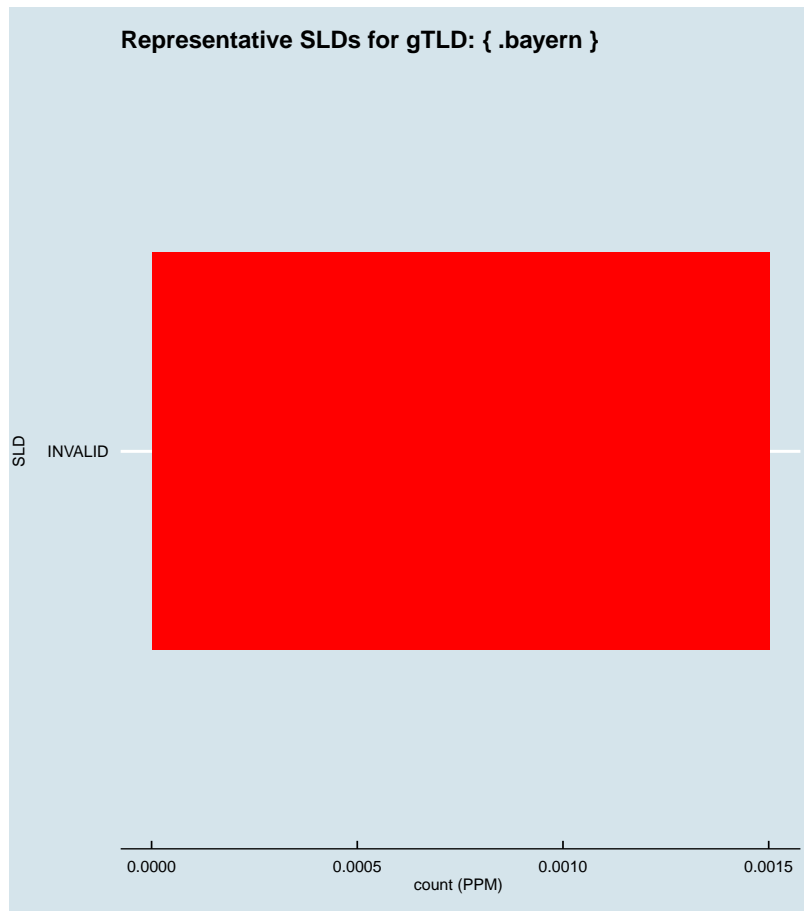


Figure 2.143: Representative SLDs for gTLD: { .bayern}. The  $x$  axis displays number of times (in parts per million) the corresponding SLD ( $y$  axis) was found in the gTLD.

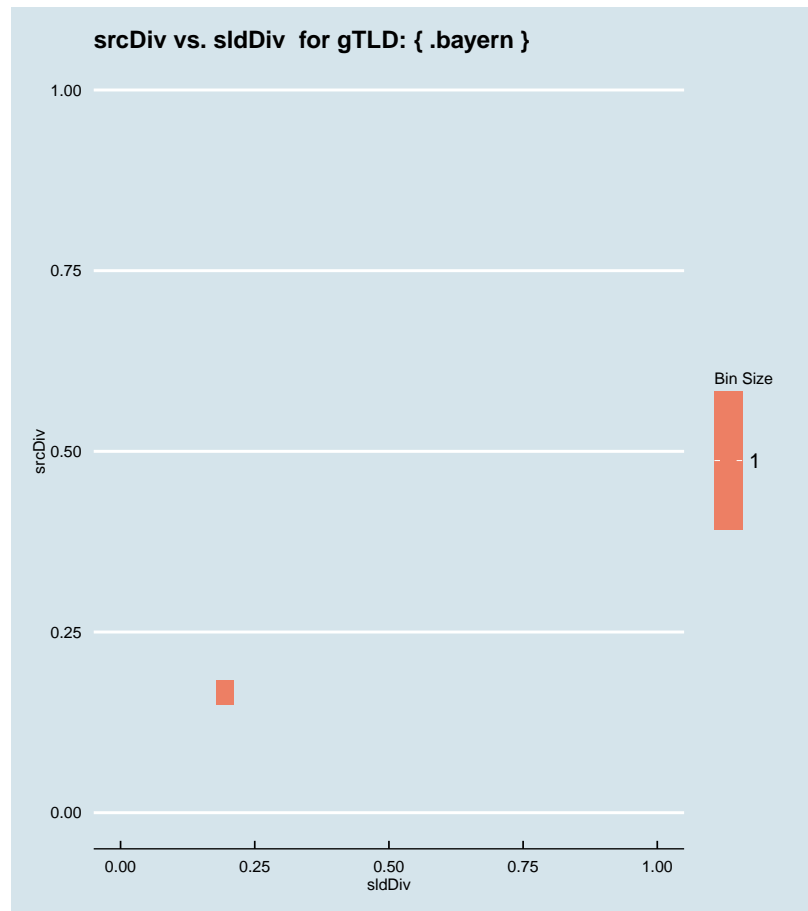


Figure 2.144: Binned scatter-plot of srcDiv and sldDiv for gTLD: { .bayern}.

### :: 2.111 Representative SLDs for gTLD: { .bbb }

In this section, we collect representative SLDs related to gTLD: 'bbb'. We found 13 unique SLDs after filtering. A total of 85673 records were considered representative and they are 71.655% of the gTLD dump. Since the total number of records for this gTLD is 85673, there are 0 non-representative records (NRep). In addition, this set comprises  $3.51E-5$  of the entire data-set. Table 2.73 shows the corresponding SLDs ordered by the level of importance. Figure 2.145 shows the record count (PPM) for each representative SLD. Figure 2.146 shows the binned scatter-plot of srcDiv and sldDiv.

► { .bbb }  
Total SLDs: 13  
a-sldDiv: 71.655%  
a-oR: 0.004%  
NRep: 0

Individual SLD descriptors for gTLD: {bbb}										
SLD	count	sldDiv	$\phi$ -sldDiv	ipcount	srcDiv	$\phi$ -srcDiv	oR	a-srcDiv	a-oR	rem
INCATB	0.023	0.193	1.000	0.002	0.090	0.014	9.45E-6	0.193	9.45E-6	62625
INCATC	0.011	0.090	1.000	0.004	0.333	0.082	4.4E-6	0.283	1.38E-5	51895
RANDOM10	0.008	0.066	1.000	0.001	0.133	0.025	3.22E-6	0.348	1.71E-5	44032
INVALID	0.006	0.054	1.000	8.8E-4	0.136	0.026	2.65E-6	0.402	1.97E-5	37567
kiev	0.006	0.053	1.000	1.47E-4	0.023	0.002	2.58E-6	0.455	2.23E-5	31266
aaa	0.006	0.052	1.000	0.002	0.311	0.079	2.55E-6	0.507	2.48E-5	25050
RANDOM13	0.005	0.045	1.000	6.79E-4	0.125	0.024	2.23E-6	0.552	2.71E-5	19620
INCATF	0.005	0.044	1.000	2.61E-4	0.049	0.006	2.17E-6	0.597	2.92E-5	14333
SHORTSLD	0.003	0.028	0.999	0.001	0.396	0.107	1.37E-6	0.625	3.06E-5	10998
wpad	0.003	0.026	0.999	9.71E-4	0.310	0.079	1.29E-6	0.651	3.19E-5	7861
INCATE	0.003	0.026	0.999	0.002	0.564	0.186	1.26E-6	0.676	3.31E-5	4793
avri	0.003	0.023	0.999	1.3E-5	0.005	1.74E-4	1.13E-6	0.699	3.43E-5	2041
isatap	0.002	0.017	0.999	7.6E-4	0.372	0.102	8.36E-7	0.717	3.51E-5	0

Table 2.73: Top 13 most significant SLDs for gTLD 'bbb'. The SLD list holds 71.655% of the entries found in the gTLD and 3.51E-5 of the total number of entries for the entire experiment. **count** represents the number of records found for the SLD (in parts per million). **sldDiv** is the raw count divided by the number of records of this gTLD dump file. **oR** is the ratio of raw count to the total number of records of the experiment.  **$\phi$ -sldDiv** represents the  $\phi$  percentile of sldDiv on the entire data-set. **a-srcDiv** is the cumulative srcDiv variable. **a-oR** is the cumulative oR.

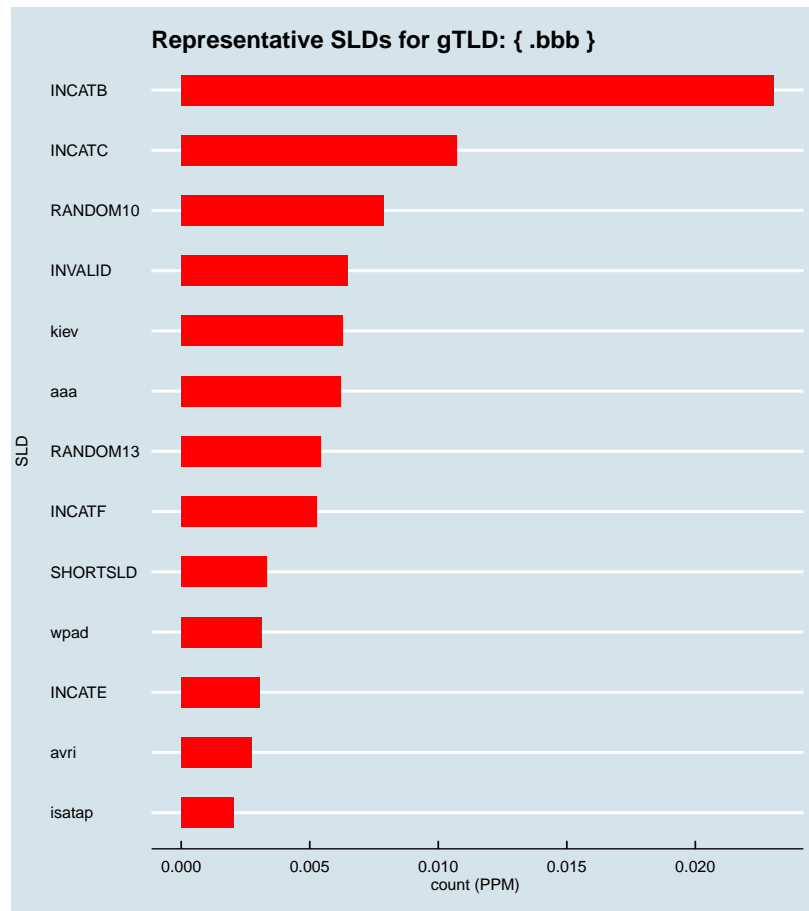


Figure 2.145: Representative SLDs for gTLD: { .bbb }. The  $x$  axis displays number of times (in parts per million) the corresponding SLD ( $y$  axis) was found in the gTLD.

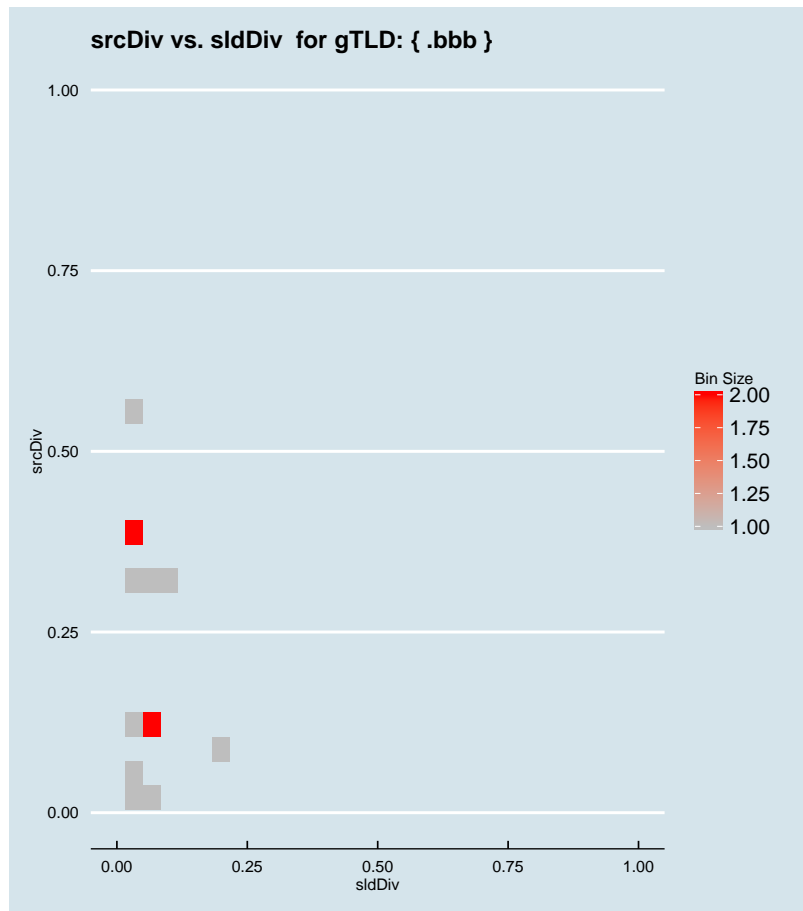


Figure 2.146: Binned scatter-plot of srcDiv and sldDiv for gTLD: { .bbb }.

### :: 2.112 Representative SLDs for gTLD: { .bbc }

In this section, we collect representative SLDs related to gTLD: 'bbc'. We found 11 unique SLDs after filtering. A total of 78333 records were considered representative and they are 85.264% of the gTLD dump. Since the total number of records for this gTLD is 78333, there are 0 non-representative records (NRep). In addition, this set comprises  $3.21E-5$  of the entire data-set. Table 2.74 shows the corresponding SLDs ordered by the level of importance. Figure 2.147 shows the record count (PPM) for each representative SLD. Figure 2.148 shows the binned scatter-plot of srcDiv and sldDiv.

► { .bbc }  
 Total SLDs: 11  
 a-sldDiv: 85.264%  
 a-oR: 0.003%  
 NRep: 0

Individual SLD descriptors for gTLD: {.bbc}										
SLD	count	sldDiv	$\phi$ -sldDiv	ipcount	srcDiv	$\phi$ -srcDiv	oR	a-srcDiv	a-oR	rem
INCATE	0.031	0.333	1.000	0.012	0.380	0.105	1.25E-5	0.333	1.25E-5	47737
gfk	0.015	0.168	1.000	2.88E-4	0.019	0.001	6.33E-6	0.501	1.89E-5	32290
INVALID	0.009	0.093	1.000	3.5E-4	0.041	0.004	3.49E-6	0.594	2.24E-5	23776
RANDOM13	0.006	0.061	1.000	7.44E-4	0.134	0.026	2.28E-6	0.654	2.46E-5	18208
INCATF	0.004	0.048	1.000	3.13E-4	0.071	0.010	1.81E-6	0.703	2.64E-5	13792
INCATB	0.004	0.038	1.000	0.001	0.386	0.106	1.44E-6	0.741	2.79E-5	10275
INCATC	0.003	0.035	1.000	0.001	0.436	0.121	1.31E-6	0.776	2.92E-5	7081
RANDOM10	0.002	0.023	0.999	3.15E-4	0.151	0.031	8.54E-7	0.798	3.01E-5	4997
downloads	0.002	0.020	0.999	0.001	0.630	0.204	7.44E-7	0.818	3.08E-5	3182
isatap	0.002	0.017	0.999	3.44E-4	0.215	0.050	6.55E-7	0.835	3.15E-5	1583
SHORTSLD	0.002	0.017	0.999	6.68E-4	0.422	0.117	6.49E-7	0.853	3.21E-5	0

Table 2.74: Top 11 most significant SLDs for gTLD 'bbc'. The SLD list holds 85.264% of the entries found in the gTLD and 3.21E-5 of the total number of entries for the entire experiment. **count** represents the number of records found for the SLD (in parts per million). **sldDiv** is the raw count divided by the number of records of this gTLD dump file. **oR** is the ratio of raw count to the total number of records of the experiment.  **$\phi$ -sldDiv** represents the  $\phi$  percentile of sldDiv on the entire data-set. **a-srcDiv** is the cumulative srcDiv variable. **a-oR** is the cumulative oR.

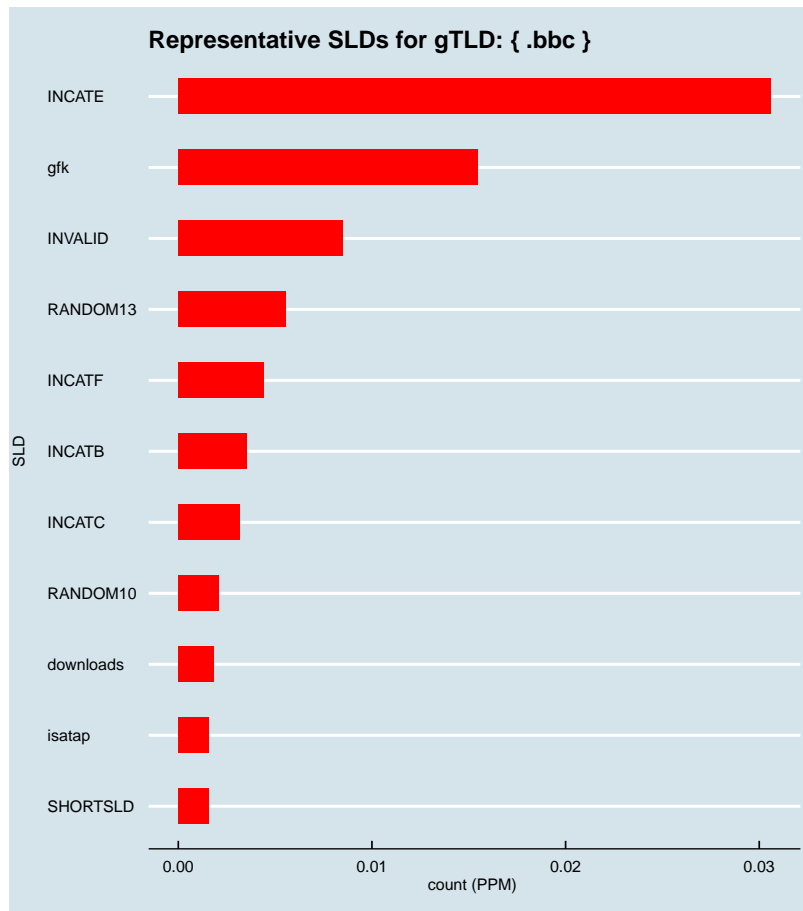


Figure 2.147: Representative SLDs for gTLD: { .bbc }. The x axis displays number of times (in parts per million) the corresponding SLD (y axis) was found in the gTLD.



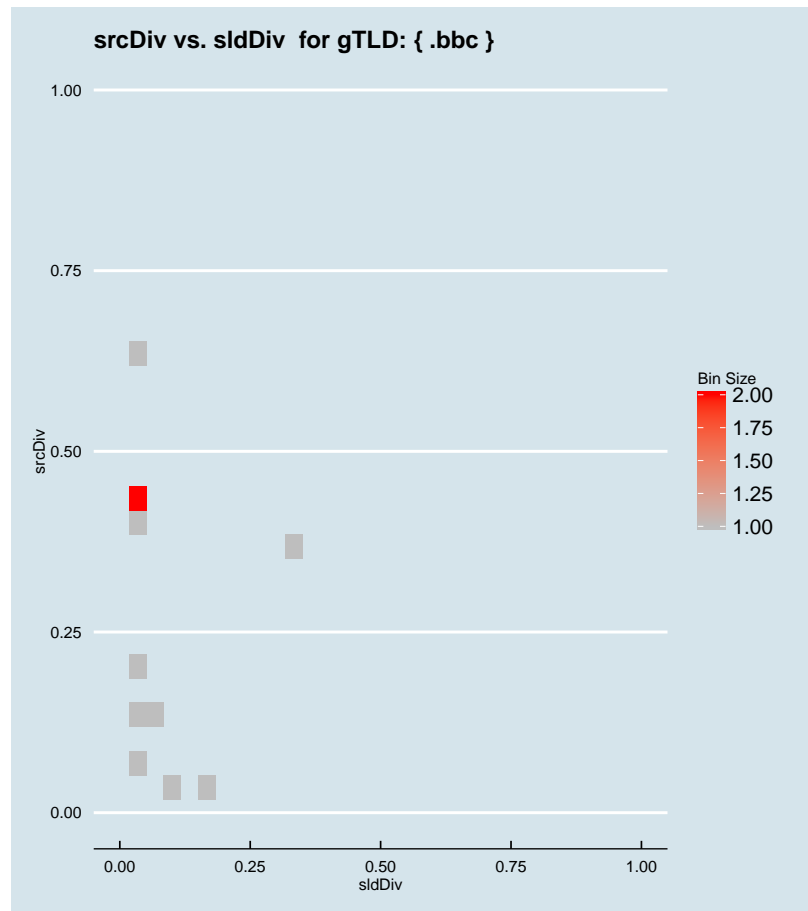


Figure 2.148: Binned scatter-plot of srcDiv and sldDiv for gTLD: { .bbc }.

### ∴ 2.113 Representative SLDs for gTLD: { .bbt }

In this section, we collect representative SLDs related to gTLD: 'bbt'. We found 23 unique SLDs after filtering. A total of 99411 records were considered representative and they are 83.907% of the gTLD dump. Since the total number of records for this gTLD is 99411, there are 0 non-representative records (NRep). In addition, this set comprises 4.07E-5 of the entire data-set. Table 2.75 shows the corresponding SLDs ordered by the level of importance. Figure 2.149 shows the record count (PPM) for each representative SLD. Figure 2.150 shows the binned scatter-plot of srcDiv and sldDiv.

► { .bbt }  
Total SLDs: 23  
a-sldDiv: 83.907%  
a-oR: 0.004%  
NRep: 0

Individual SLD descriptors for gTLD: {bbt}										
SLD	count	sldDiv	$\phi$ -sldDiv	ipcount	srcDiv	$\phi$ -srcDiv	oR	a-srcDiv	a-oR	rem
INCATB	0.013	0.109	1.000	5.3E-4	0.041	0.004	5.28E-6	0.109	5.28E-6	86531
INCATD	0.012	0.100	1.000	2.85E-4	0.024	0.002	4.85E-6	0.209	1.01E-5	74699
ops	0.011	0.095	1.000	2.24E-4	0.020	0.001	4.62E-6	0.304	1.47E-5	63431
INCATC	0.008	0.072	1.000	2.55E-4	0.030	0.003	3.47E-6	0.375	1.82E-5	54956
img	0.008	0.069	1.000	8.4E-5	0.010	5.21E-4	3.33E-6	0.444	2.15E-5	46833
RANDOM10	0.008	0.064	1.000	3.95E-4	0.052	0.006	3.12E-6	0.508	2.47E-5	39226
mtv	0.004	0.038	1.000	3.3E-5	0.007	3.22E-4	1.84E-6	0.546	2.65E-5	34728
INCATF	0.004	0.035	1.000	4.97E-4	0.121	0.022	1.69E-6	0.581	2.82E-5	30610
bbtnt	0.003	0.027	0.999	1.53E-4	0.048	0.006	1.3E-6	0.608	2.95E-5	27426
RANDOM13	0.003	0.025	0.999	4.24E-4	0.141	0.027	1.23E-6	0.633	3.07E-5	24418
geo	0.003	0.024	0.999	3.3E-5	0.012	6.35E-4	1.16E-6	0.657	3.19E-5	21581
yolk	0.002	0.021	0.999	1.8E-5	0.007	3.15E-4	1.02E-6	0.678	3.29E-5	19094
wpad	0.002	0.019	0.999	7.96E-4	0.363	0.100	9E-7	0.696	3.38E-5	16899
INVALID	0.002	0.017	0.999	2.76E-4	0.133	0.025	8.49E-7	0.714	3.47E-5	14828
c01	0.002	0.017	0.999	3.94E-4	0.201	0.048	8.03E-7	0.730	3.55E-5	12869
udb	0.002	0.015	0.999	3.6E-5	0.020	0.001	7.47E-7	0.746	3.62E-5	11047
SHORTSLD	0.002	0.015	0.999	1.72E-4	0.097	0.016	7.24E-7	0.761	3.69E-5	9281
kfzdom	0.002	0.014	0.999	2.8E-5	0.017	0.001	6.92E-7	0.775	3.76E-5	7593
brotherhoo...	0.002	0.014	0.999	2.1E-4	0.127	0.024	6.78E-7	0.789	3.83E-5	5938
isatap	0.002	0.014	0.999	5.75E-4	0.349	0.097	6.75E-7	0.803	3.9E-5	4290
dir	0.002	0.014	0.999	6.6E-5	0.040	0.004	6.74E-7	0.817	3.97E-5	2645
jane	0.001	0.011	0.999	1.8E-5	0.013	7.78E-4	5.54E-7	0.828	4.02E-5	1292
avt	0.001	0.011	0.999	2.1E-5	0.016	0.001	5.29E-7	0.839	4.07E-5	0

Table 2.75: Top 23 most significant SLDs for gTLD 'bbt'. The SLD list holds 83.907% of the entries found in the gTLD and 4.07E-5 of the total number of entries for the entire experiment. **count** represents the number of records found for the SLD (in parts per million). **sldDiv** is the raw count divided by the number of records of this gTLD dump file. **oR** is the ratio of raw count to the total number of records of the experiment.  **$\phi$ -sldDiv** represents the  $\phi$  percentile of sldDiv on the entire data-set. **a-srcDiv** is the cumulative srcDiv variable. **a-oR** is the cumulative oR.

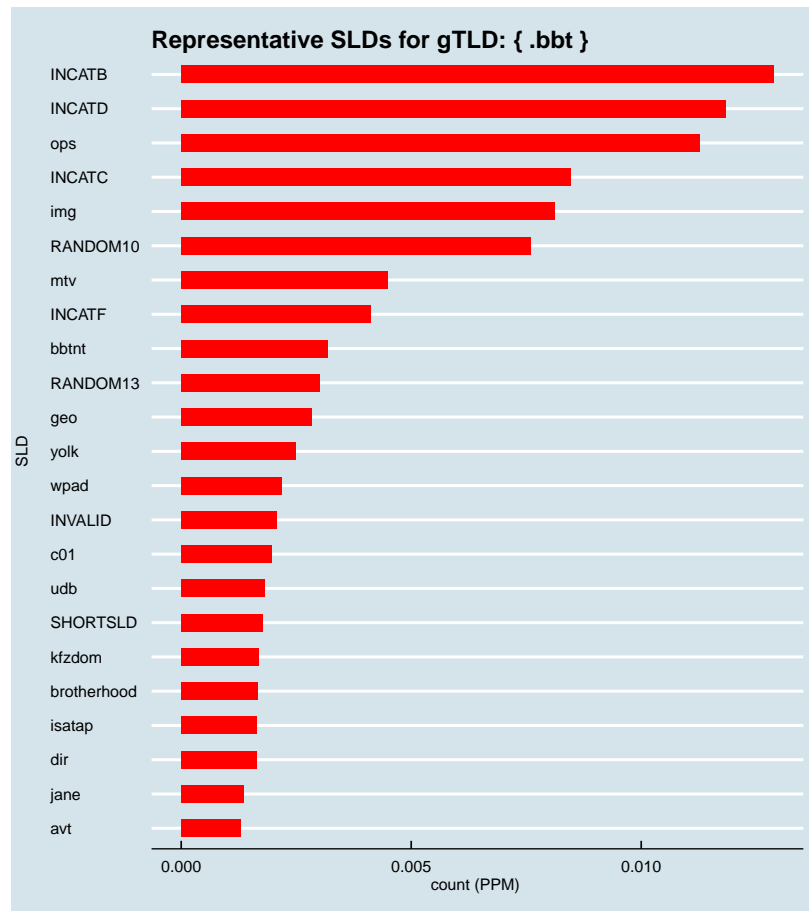


Figure 2.149: Representative SLDs for gTLD: { .bbt}. The x axis displays number of times (in parts per million) the corresponding SLD (y axis) was found in the gTLD.

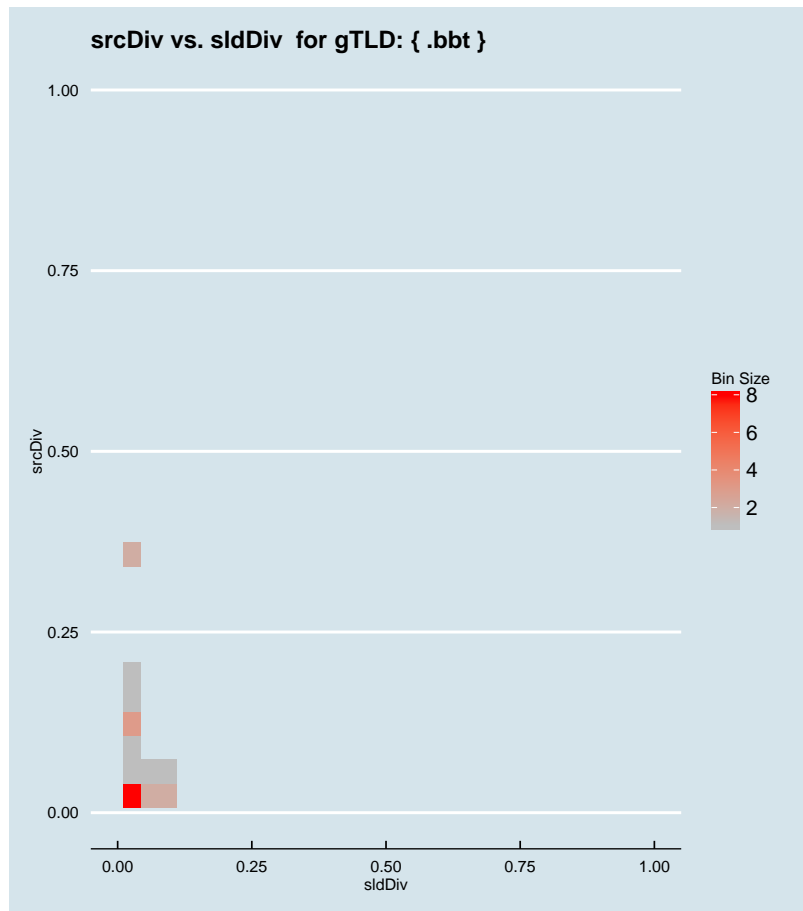


Figure 2.150: Binned scatter-plot of srcDiv and sldDiv for gTLD: { .bbt}.

### :: 2.114 Representative SLDs for gTLD: { .bbva }

In this section, we collect representative SLDs related to gTLD: 'bbva'. We found 3 unique SLDs after filtering. A total of 9259 records were considered representative and they are 68.357% of the gTLD dump. Since the total number of records for this gTLD is 9259, there are 0 non-representative records (NRep). In addition, this set comprises  $3.79E-6$  of the entire data-set. Table 2.76 shows the corresponding SLDs ordered by the level of importance. Figure 2.151 shows the record count (PPM) for each representative SLD. Figure 2.152 shows the binned scatter-plot of srcDiv and sldDiv.

► { .bbva }  
 Total SLDs: 3  
 a-sldDiv: 68.357%  
 a-oR: 0.000%  
 NRep: 0

Individual SLD descriptors for gTLD: {bbva}										
SLD	count	sldDiv	$\phi$ -sldDiv	ipcount	srcDiv	$\phi$ -srcDiv	oR	a-srcDiv	a-oR	rem
INCATB	0.006	0.427	1.000	8.7E-5	0.015	9.43E-4	2.37E-6	0.427	2.37E-6	3472
INCATE	0.002	0.169	1.000	0.001	0.485	0.129	9.39E-7	0.596	3.31E-6	1181
INCATF	0.001	0.087	1.000	1E-4	0.085	0.013	4.84E-7	0.684	3.79E-6	0

Table 2.76: Top 3 most significant SLDs for gTLD 'bbva'. The SLD list holds 68.357% of the entries found in the gTLD and 3.79E-6 of the total number of entries for the entire experiment. **count** represents the number of records found for the SLD (in parts per million). **sldDiv** is the raw count divided by the number of records of this gTLD dump file. **oR** is the ratio of raw count to the total number of records of the experiment.  **$\phi$ -sldDiv** represents the  $\phi$  percentile of sldDiv on the entire data-set. **a-srcDiv** is the cumulative srcDiv variable. **a-oR** is the cumulative oR.

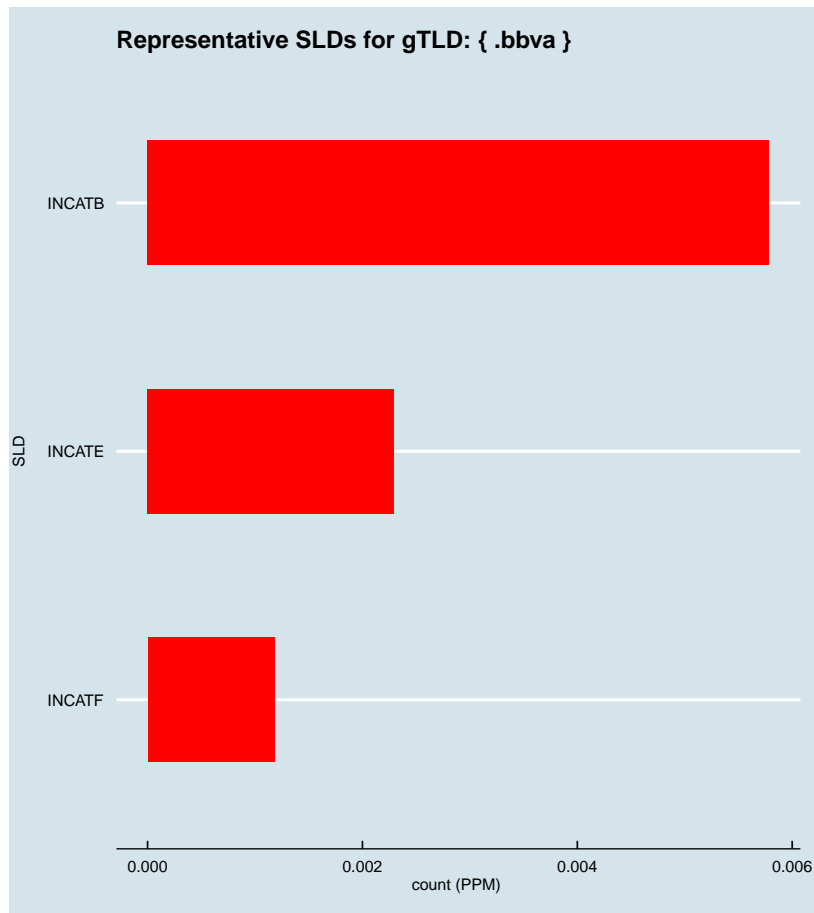


Figure 2.151: Representative SLDs for gTLD: { .bbva }. The *x* axis displays number of times (in parts per million) the corresponding SLD (*y* axis) was found in the gTLD.

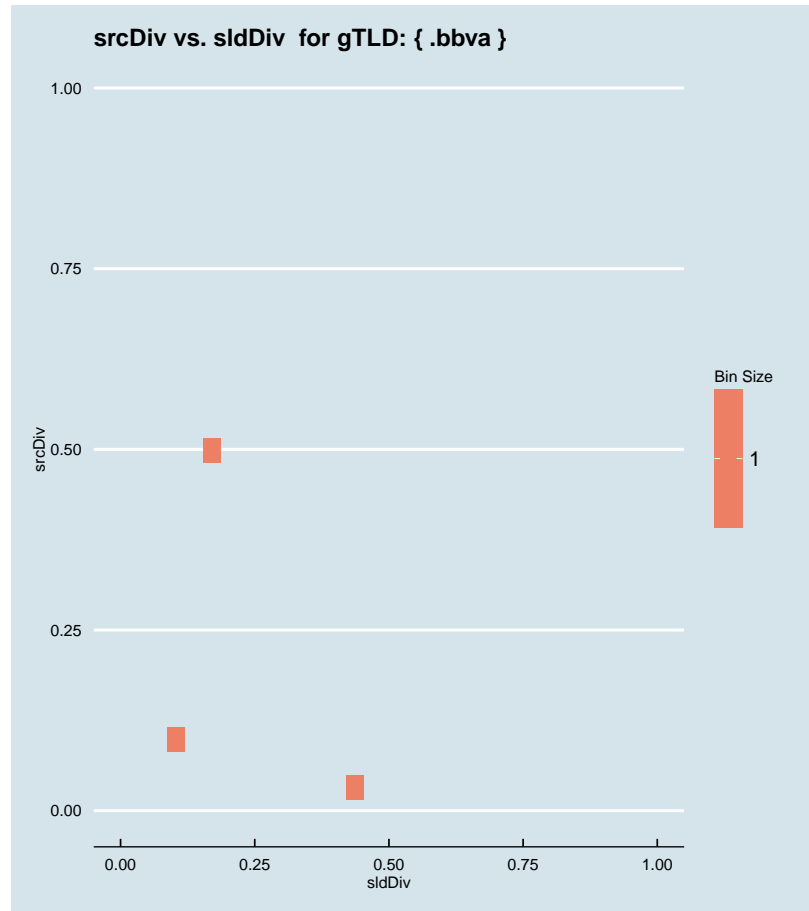


Figure 2.152: Binned scatter-plot of srcDiv and sldDiv for gTLD: { .bbva }.

### ∴ 2.115 Representative SLDs for gTLD: { .bcg }

In this section, we collect representative SLDs related to gTLD: 'bcg'. We found 2 unique SLDs after filtering. A total of 4524 records were considered representative and they are 38.859% of the gTLD dump. Since the total number of records for this gTLD is 4524, there are 0 non-representative records (NRep). In addition, this set comprises 1.85E-6 of the entire data-set. Table 2.77 shows the corresponding SLDs ordered by the level of importance. Figure 2.153 shows the record count (PPM) for each representative SLD. Figure 2.154 shows the binned scatter-plot of srcDiv and sldDiv.

► { .bcg }  
Total SLDs: 2  
a-sldDiv: 38.859%  
a-oR: 0.000%  
NRep: 0

Individual SLD descriptors for gTLD: {bcg}										
SLD	count	sldDiv	$\phi$ -sldDiv	ipcount	srcDiv	$\phi$ -srcDiv	oR	a-srcDiv	a-oR	rem
INVALID	0.003	0.220	1.000	1.09E-4	0.043	0.005	1.05E-6	0.220	1.05E-6	1964
INCATB	0.002	0.169	1.000	2.22E-4	0.113	0.020	8.05E-7	0.389	1.85E-6	0

Table 2.77: Top 2 most significant SLDs for gTLD 'bcg'. The SLD list holds 38.859% of the entries found in the gTLD and 1.85E-6 of the total number of entries for the entire experiment. **count** represents the number of records found for the SLD (in parts per million). **sldDiv** is the raw count divided by the number of records of this gTLD dump file. **oR** is the ratio of raw count to the total number of records of the experiment.  **$\phi$ -sldDiv** represents the  $\phi$  percentile of sldDiv on the entire data-set. **a-srcDiv** is the cumulative srcDiv variable. **a-oR** is the cumulative oR.



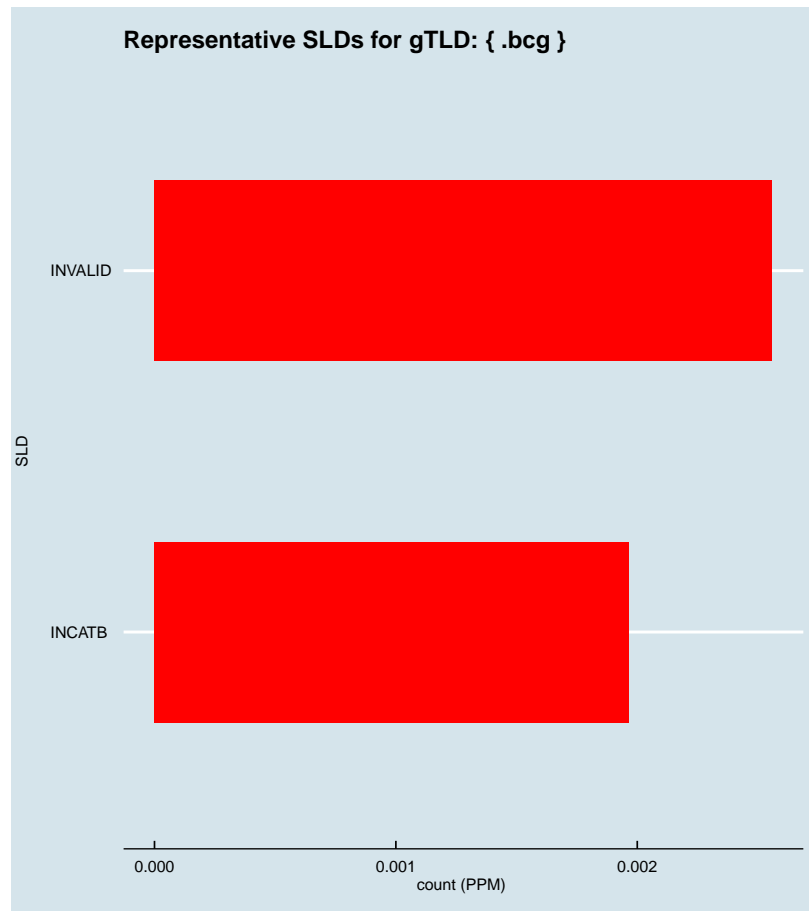


Figure 2.153: Representative SLDs for gTLD: { .bcg}. The x axis displays number of times (in parts per million) the corresponding SLD (y axis) was found in the gTLD.

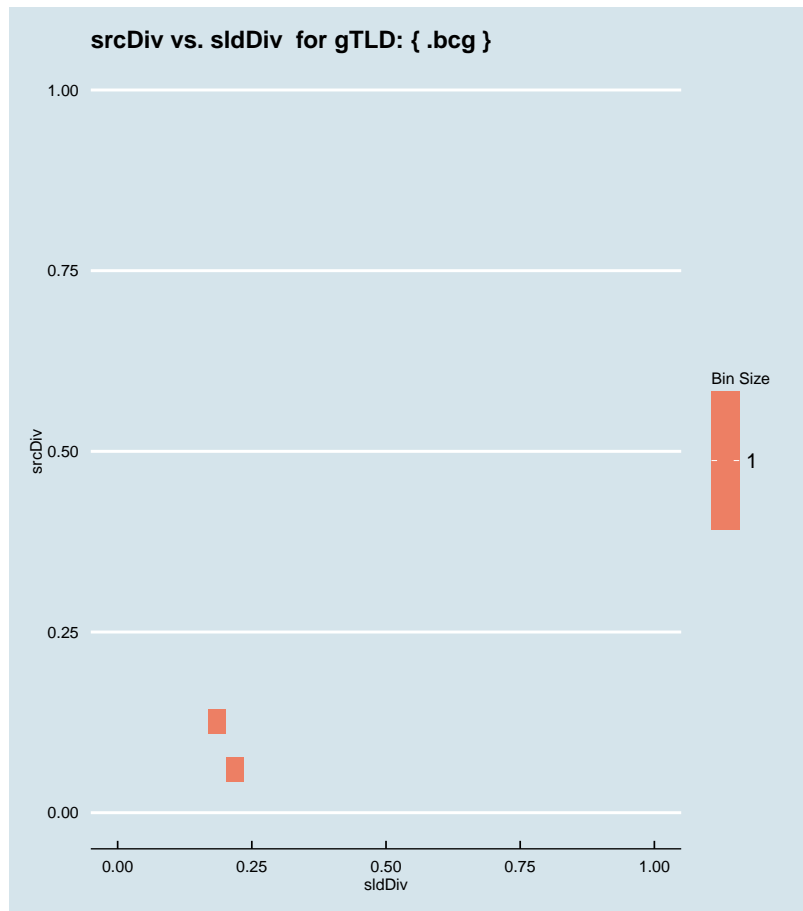


Figure 2.154: Binned scatter-plot of srcDiv and sldDiv for gTLD: { .bcg}.

### :: 2.116 Representative SLDs for gTLD: { .bcn }

In this section, we collect representative SLDs related to gTLD: 'bcn'. We found 35 unique SLDs after filtering. A total of 652909 records were considered representative and they are 92.398% of the gTLD dump. Since the total number of records for this gTLD is 652909, there are 0 non-representative records (NRep). In addition, this set comprises  $2.68E-4$  of the entire data-set. Table 2.78 shows the corresponding SLDs ordered by the level of importance. Figure 2.155 shows the record count (PPM) for each representative SLD. Figure 2.156 shows the binned scatter-plot of srcDiv and sldDiv.

► { .bcn }  
 Total SLDs: 35  
 a-sldDiv: 92.398%  
 a-oR: 0.027%  
 NRep: 0

Individual SLD descriptors for gTLD: {bcn}										
SLD	count	sldDiv	$\phi$ -sldDiv	ipcount	srcDiv	$\phi$ -srcDiv	oR	a-srcDiv	a-oR	rem
albaln	0.163	0.231	1.000	0.004	0.026	0.002	6.7E-5	0.231	6.7E-5	489507
albras	0.160	0.226	1.000	0.004	0.025	0.002	6.56E-5	0.458	1.33E-4	329494
INCATF	0.076	0.107	1.000	0.001	0.017	0.001	3.1E-5	0.565	1.64E-4	253781
RANDOM13	0.052	0.073	1.000	9.54E-4	0.018	0.001	2.12E-5	0.638	1.85E-4	201939
imi	0.042	0.060	1.000	0.001	0.025	0.002	1.73E-5	0.698	2.02E-4	159650
RANDOM10	0.028	0.039	1.000	7.29E-4	0.026	0.002	1.14E-5	0.737	2.14E-4	131916
INCATI	0.027	0.038	1.000	0.003	0.095	0.016	1.1E-5	0.775	2.24E-4	105107
INCATD	0.017	0.024	0.999	0.002	0.092	0.015	7.05E-6	0.800	2.32E-4	87898
gva	0.010	0.014	0.999	4.49E-4	0.046	0.005	4.02E-6	0.813	2.36E-4	78082
INVALID	0.009	0.013	0.999	7.27E-4	0.081	0.012	3.7E-6	0.826	2.39E-4	69055
coemba	0.007	0.010	0.999	4.4E-4	0.064	0.009	2.84E-6	0.836	2.42E-4	62126
ccbngroup	0.006	0.009	0.999	3E-5	0.005	1.86E-4	2.47E-6	0.845	2.45E-4	56098
casadonord...	0.005	0.007	0.999	1.9E-4	0.038	0.004	2.04E-6	0.852	2.47E-4	51115
santiveri	0.005	0.007	0.999	1.06E-4	0.022	0.002	2E-6	0.859	2.49E-4	46241
INCATC	0.004	0.005	0.999	5.04E-4	0.130	0.025	1.59E-6	0.864	2.5E-4	42368
saytel	0.004	0.005	0.999	2.44E-4	0.063	0.009	1.59E-6	0.870	2.52E-4	38499
piella	0.004	0.005	0.999	1.7E-5	0.005	1.75E-4	1.47E-6	0.875	2.53E-4	34915
itcb	0.003	0.004	0.999	2.16E-4	0.070	0.010	1.26E-6	0.879	2.55E-4	31851
who	0.003	0.004	0.999	1.22E-4	0.041	0.004	1.23E-6	0.883	2.56E-4	28841
burb	0.003	0.004	0.998	5.03E-4	0.180	0.039	1.15E-6	0.887	2.57E-4	26043
INCATB	0.003	0.004	0.998	4.05E-4	0.148	0.030	1.12E-6	0.891	2.58E-4	23307
abtlms	0.003	0.004	0.998	1.63E-4	0.061	0.008	1.09E-6	0.895	2.59E-4	20638
calzado	0.002	0.003	0.998	1.4E-5	0.007	2.78E-4	8.69E-7	0.898	2.6E-4	18517
bargosa	0.002	0.003	0.998	4.34E-4	0.222	0.053	8E-7	0.901	2.61E-4	16564
algglobal	0.002	0.003	0.998	1.92E-4	0.099	0.016	7.98E-7	0.903	2.62E-4	14616
tdbg	0.002	0.003	0.998	1.14E-4	0.061	0.008	7.72E-7	0.906	2.62E-4	12733
osborne	0.002	0.002	0.998	2.57E-4	0.156	0.032	6.76E-7	0.908	2.63E-4	11083
d-felton	0.002	0.002	0.998	1.12E-4	0.070	0.010	6.59E-7	0.911	2.64E-4	9476
knosos	0.002	0.002	0.998	1.19E-4	0.078	0.012	6.27E-7	0.913	2.64E-4	7947
mprat	0.002	0.002	0.998	1.05E-4	0.069	0.010	6.2E-7	0.915	2.65E-4	6433
talens	0.001	0.002	0.998	2.34E-4	0.158	0.033	6.05E-7	0.917	2.66E-4	4956
INCATK	0.001	0.002	0.998	1.13E-4	0.087	0.014	5.35E-7	0.919	2.66E-4	3650
fastware	0.001	0.002	0.998	1.59E-4	0.126	0.024	5.18E-7	0.921	2.67E-4	2386
sades	0.001	0.002	0.997	1.14E-4	0.096	0.016	4.89E-7	0.922	2.67E-4	1193
pyssa	0.001	0.002	0.997	1.34E-4	0.112	0.020	4.89E-7	0.924	2.68E-4	0

Table 2.78: Top 35 most significant SLDs for gTLD 'bcn'. The SLD list holds 92.398% of the entries found in the gTLD and 2.68E-4 of the total number of entries for the entire experiment. **count** represents the number of records found for the SLD (in parts per million). **sldDiv** is the raw count divided by the number of records of this gTLD dump file. **oR** is the ratio of raw count to the total number of records of the experiment.  **$\phi$ -sldDiv** represents the  $\phi$  percentile of sldDiv on the entire data-set. **a-srcDiv** is the cumulative srcDiv variable. **a-oR** is the cumulative oR.

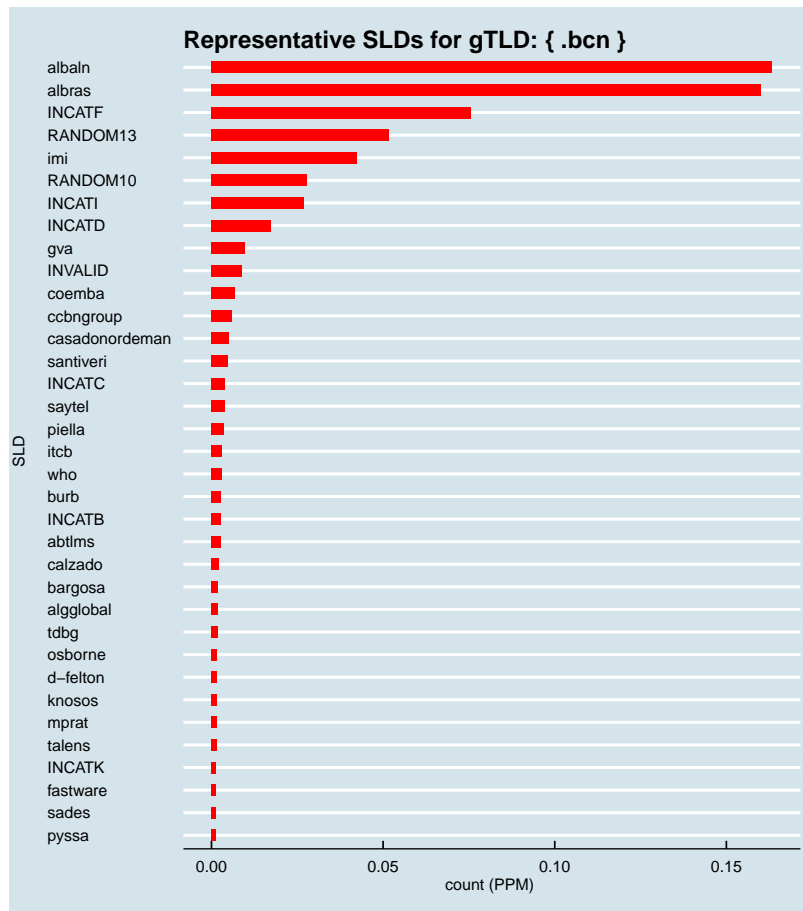


Figure 2.155: Representative SLDs for gTLD: { .bcn }. The x axis displays number of times (in parts per million) the corresponding SLD (y axis) was found in the gTLD.

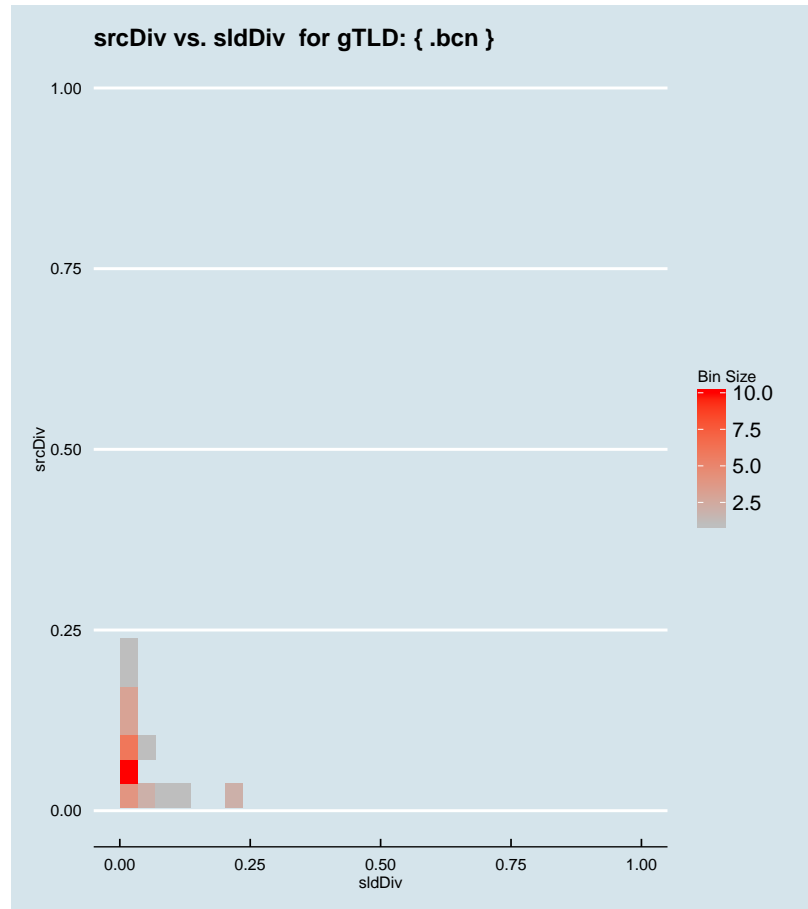


Figure 2.156: Binned scatter-plot of srcDiv and sldDiv for gTLD: { .bcn }.

### ∴ 2.117 Representative SLDs for gTLD: { .beats }

In this section, we collect representative SLDs related to gTLD: 'beats'. We found 0 unique SLDs after filtering. A total of 0 records were considered representative and they are 0.000% of the gTLD dump. Since the total number of records for this gTLD is 0, there are 0 non-representative records (NRep). In addition, this set comprises 0E0 of the entire data-set.

► { .beats }  
Total SLDs: 0  
a-sldDiv: 0.000%  
a-oR: 0.000%  
NRep: 0

### ∴ 2.118 Representative SLDs for gTLD: { .beauty }

In this section, we collect representative SLDs related to gTLD: 'beauty'. We found 5

► { .beauty }  
Total SLDs: 5  
a-sldDiv: 75.599%  
a-oR: 0.001%  
NRep: 0



unique SLDs after filtering. A total of 13790 records were considered representative and they are 75.599% of the gTLD dump. Since the total number of records for this gTLD is 13790, there are 0 non-representative records (NRep). In addition, this set comprises  $5.65E-6$  of the entire data-set. Table 2.79 shows the corresponding SLDs ordered by the level of importance. Figure 2.157 shows the record count (PPM) for each representative SLD. Figure 2.158 shows the binned scatter-plot of srcDiv and sldDiv.

Individual SLD descriptors for gTLD: {beauty}										
SLD	count	sldDiv	$\phi$ -sldDiv	ipcount	srcDiv	$\phi$ -srcDiv	oR	a-srcDiv	a-oR	rem
INVALID	0.006	0.328	1.000	$4.21E-4$	0.070	0.010	$2.45E-6$	0.328	$2.45E-6$	7805
RANDOM10	0.002	0.128	1.000	$1.68E-4$	0.072	0.011	$9.6E-7$	0.456	$3.41E-6$	5463
INCATE	0.002	0.118	1.000	0.001	0.649	0.207	$8.79E-7$	0.574	$4.29E-6$	3319
RANDOM13	0.002	0.103	1.000	$2.24E-4$	0.119	0.022	$7.69E-7$	0.677	$5.06E-6$	1442
INCATB	0.001	0.079	1.000	$3.7E-4$	0.257	0.066	$5.91E-7$	0.756	$5.65E-6$	0

Table 2.79: Top 5 most significant SLDs for gTLD 'beauty'. The SLD list holds 75.599% of the entries found in the gTLD and  $5.65E-6$  of the total number of entries for the entire experiment. **count** represents the number of records found for the SLD (in parts per million). **sldDiv** is the raw count divided by the number of records of this gTLD dump file. **oR** is the ratio of raw count to the total number of records of the experiment.  **$\phi$ -sldDiv** represents the  $\phi$  percentile of sldDiv on the entire data-set. **a-srcDiv** is the cumulative srcDiv variable. **a-oR** is the cumulative oR.

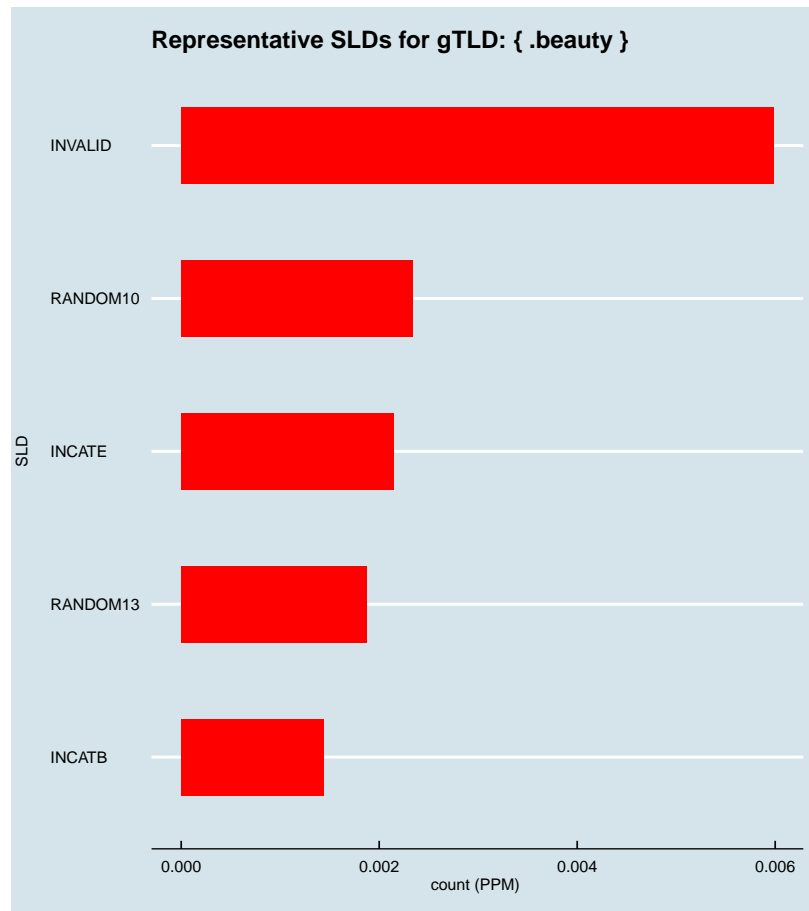


Figure 2.157: Representative SLDs for gTLD: { .beauty }. The x axis displays number of times (in parts per million) the corresponding SLD (y axis) was found in the gTLD.

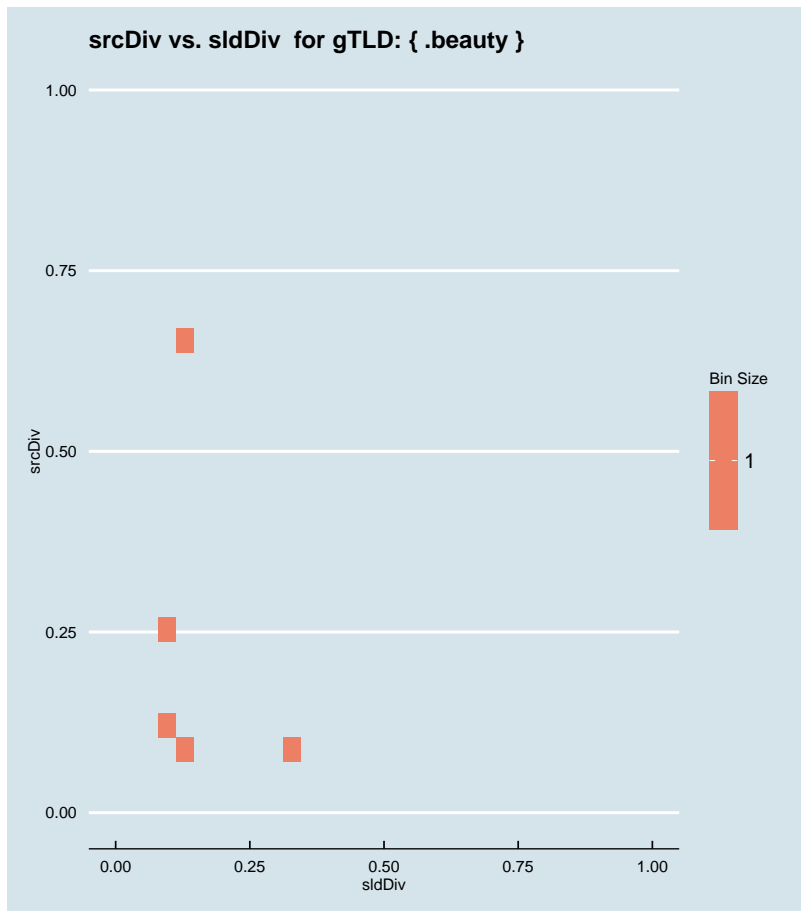


Figure 2.158: Binned scatter-plot of srcDiv and sldDiv for gTLD: { .beauty }.

### :: 2.119 Representative SLDs for gTLD: { .beer }

In this section, we collect representative SLDs related to gTLD: 'beer'. We found 11 unique SLDs after filtering. A total of 329140 records were considered representative and they are 97.680% of the gTLD dump. Since the total number of records for this gTLD is 329140, there are 0 non-representative records (NRep). In addition, this set comprises  $1.35E-4$  of the entire data-set. Table 2.80 shows the corresponding SLDs ordered by the level of importance. Figure 2.159 shows the record count (PPM) for each representative SLD. Figure 2.160 shows the binned scatter-plot of srcDiv and sldDiv.

► { .beer }  
 Total SLDs: 11  
 a-sldDiv: 97.680%  
 a-oR: 0.013%  
 NRep: 0



Individual SLD descriptors for gTLD: {beer}										
SLD	count	sldDiv	$\phi$ -sldDiv	ipcount	srcDiv	$\phi$ -srcDiv	oR	a-srcDiv	a-oR	rem
brew	0.258	0.765	1.000	0.003	0.010	4.9E-4	1.06E-4	0.765	1.06E-4	71455
INCATB	0.016	0.048	1.000	6.52E-4	0.040	0.004	6.61E-6	0.813	1.12E-4	55319
INVALID	0.016	0.047	1.000	0.001	0.069	0.010	6.48E-6	0.860	1.19E-4	39496
INCATF	0.015	0.044	1.000	0.002	0.111	0.020	6.04E-6	0.903	1.25E-4	24750
RANDOM13	0.008	0.022	0.999	6.27E-4	0.083	0.013	3.09E-6	0.926	1.28E-4	17205
INCATD	0.006	0.018	0.999	5.95E-4	0.096	0.016	2.54E-6	0.944	1.3E-4	11011
wpad	0.003	0.009	0.999	6E-4	0.201	0.048	1.22E-6	0.953	1.32E-4	8032
RANDOM10	0.003	0.008	0.999	3.57E-4	0.129	0.025	1.13E-6	0.961	1.33E-4	5272
muxie	0.002	0.006	0.999	7.5E-5	0.039	0.004	7.89E-7	0.967	1.34E-4	3347
isatap	0.002	0.005	0.999	4.88E-4	0.268	0.068	7.45E-7	0.972	1.34E-4	1528
houseofboo...	0.002	0.005	0.999	9.2E-5	0.060	0.008	6.26E-7	0.977	1.35E-4	0

Table 2.80: Top 11 most significant SLDs for gTLD 'beer'. The SLD list holds 97.680% of the entries found in the gTLD and 1.35E-4 of the total number of entries for the entire experiment. **count** represents the number of records found for the SLD (in parts per million). **sldDiv** is the raw count divided by the number of records of this gTLD dump file. **oR** is the ratio of raw count to the total number of records of the experiment.  $\phi$ -**sldDiv** represents the  $\phi$  percentile of sldDiv on the entire data-set. **a-srcDiv** is the cumulative srcDiv variable. **a-oR** is the cumulative oR.

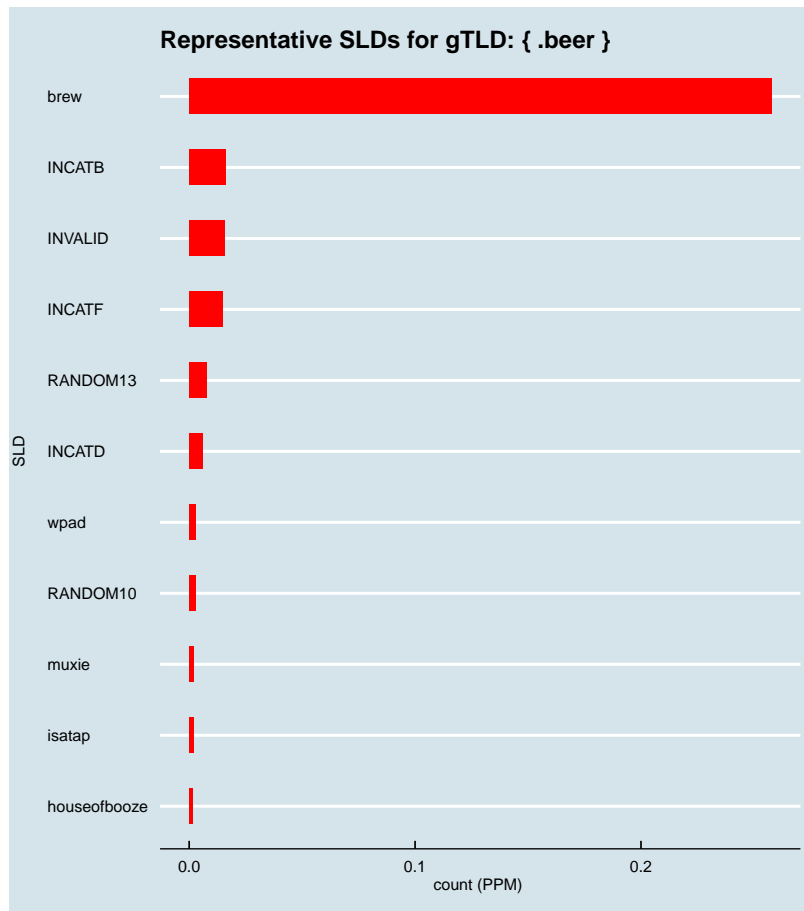


Figure 2.159: Representative SLDs for gTLD: { .beer }. The *x* axis displays number of times (in parts per million) the corresponding SLD (*y* axis) was found in the gTLD.

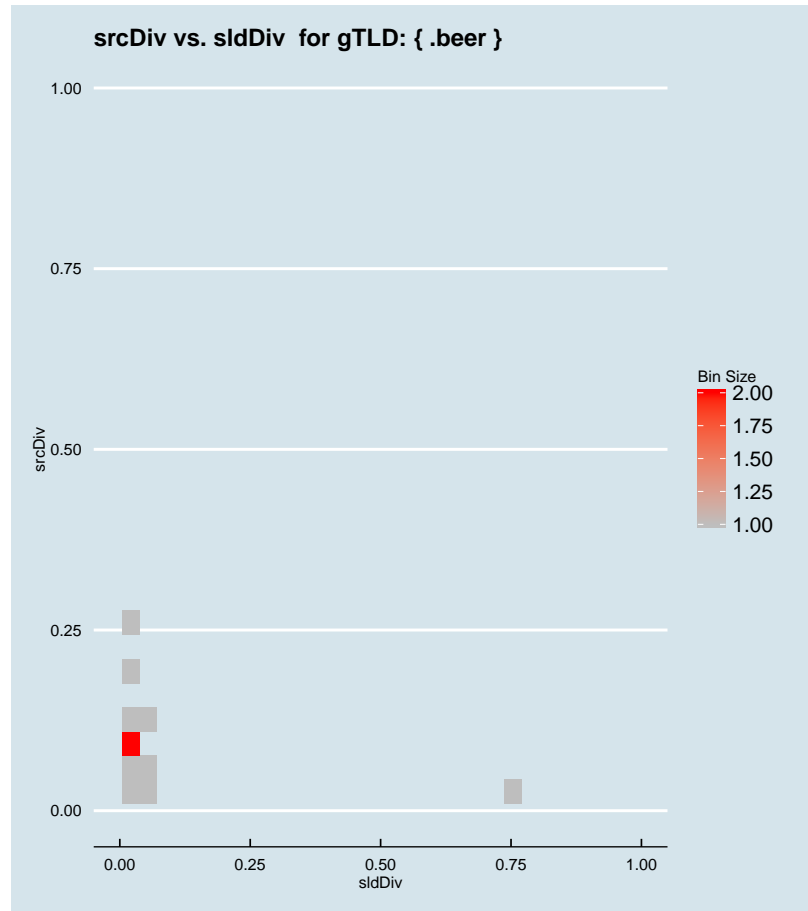


Figure 2.160: Binned scatter-plot of srcDiv and sldDiv for gTLD: { .beer }.

### :: 2.120 Representative SLDs for gTLD: { .beknown }

In this section, we collect representative SLDs related to gTLD: 'beknown'. We found 0 unique SLDs after filtering. A total of 0 records were considered representative and they are 0.000% of the gTLD dump. Since the total number of records for this gTLD is 0, there are 0 non-representative records (NRep). In addition, this set comprises 0E0 of the entire data-set.

► { .beknown }  
Total SLDs: 0  
a-sldDiv: 0.000%  
a-oR: 0.000%  
NRep: 0

### :: 2.121 Representative SLDs for gTLD: { .bentley }

In this section, we collect representative SLDs related to gTLD: 'bentley'. We found 4

► { .bentley }  
Total SLDs: 4  
a-sldDiv: 63.610%  
a-oR: 0.000%  
NRep: 0



unique SLDs after filtering. A total of 9738 records were considered representative and they are 63.610% of the gTLD dump. Since the total number of records for this gTLD is 9738, there are 0 non-representative records (NRep). In addition, this set comprises  $3.99E-6$  of the entire data-set. Table 2.81 shows the corresponding SLDs ordered by the level of importance. Figure 2.161 shows the record count (PPM) for each representative SLD. Figure 2.162 shows the binned scatter-plot of srcDiv and sldDiv.

Individual SLD descriptors for gTLD: {bentley}										
SLD	count	sldDiv	$\phi$ -sldDiv	ipcount	srcDiv	$\phi$ -srcDiv	oR	a-srcDiv	a-oR	rem
INVALID	0.005	0.345	1.000	$4.68E-4$	0.089	0.014	$2.16E-6$	0.345	$2.16E-6$	4457
RANDOM10	0.002	0.118	1.000	$2.45E-4$	0.136	0.026	$7.39E-7$	0.463	$2.9E-6$	2653
wpad	0.001	0.095	1.000	$4.19E-4$	0.287	0.074	$5.99E-7$	0.558	$3.5E-6$	1191
isatap	0.001	0.078	1.000	$3.96E-4$	0.332	0.082	$4.88E-7$	0.636	$3.99E-6$	0

Table 2.81: Top 4 most significant SLDs for gTLD 'bentley'. The SLD list holds 63.610% of the entries found in the gTLD and  $3.99E-6$  of the total number of entries for the entire experiment. **count** represents the number of records found for the SLD (in parts per million). **sldDiv** is the raw count divided by the number of records of this gTLD dump file. **oR** is the ratio of raw count to the total number of records of the experiment.  **$\phi$ -sldDiv** represents the  $\phi$  percentile of sldDiv on the entire data-set. **a-srcDiv** is the cumulative srcDiv variable. **a-oR** is the cumulative oR.

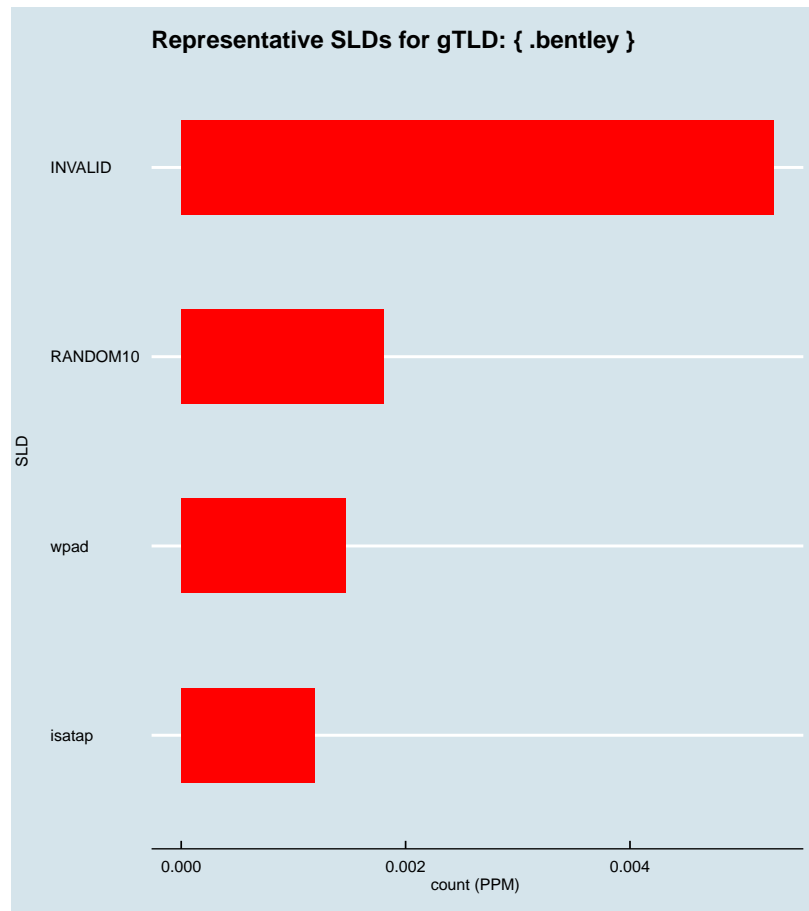


Figure 2.161: Representative SLDs for gTLD: { .bentley}. The  $x$  axis displays number of times (in parts per million) the corresponding SLD ( $y$  axis) was found in the gTLD.

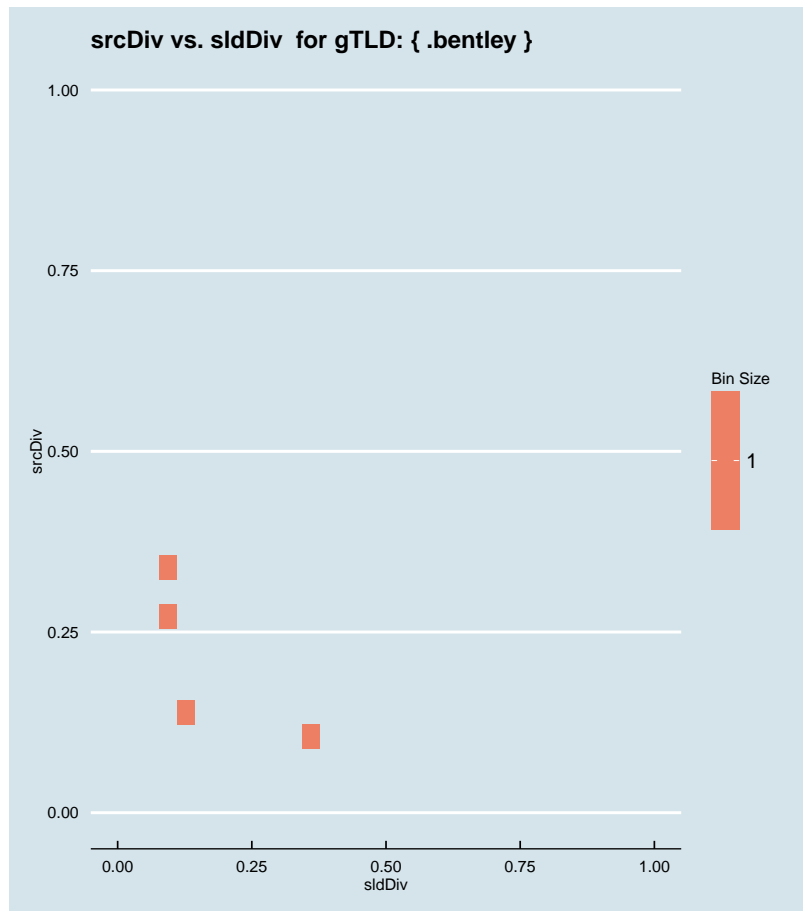


Figure 2.162: Binned scatter-plot of srcDiv and sldDiv for gTLD: {.bentley}.

### :: 2.122 Representative SLDs for gTLD: {.berlin}

In this section, we collect representative SLDs related to gTLD: 'berlin'. We found 20 unique SLDs after filtering. A total of 102889 records were considered representative and they are 76.967% of the gTLD dump. Since the total number of records for this gTLD is 102889, there are 0 non-representative records (NRep). In addition, this set comprises 4.22E-5 of the entire data-set. Table 2.82 shows the corresponding SLDs ordered by the level of importance. Figure 2.163 shows the record count (PPM) for each representative SLD. Figure 2.164 shows the binned scatter-plot of srcDiv and sldDiv.

► {.berlin}  
 Total SLDs: 20  
 a-sldDiv: 76.967%  
 a-oR: 0.004%  
 NRep: 0

Individual SLD descriptors for gTLD: {berlin}										
SLD	count	sldDiv	$\phi$ -sldDiv	ipcount	srcDiv	$\phi$ -srcDiv	oR	a-srcDiv	a-oR	rem
INCATF	0.020	0.151	1.000	9.88E-4	0.049	0.006	8.25E-6	0.151	8.25E-6	82754
INCATB	0.015	0.110	1.000	4.36E-4	0.030	0.003	6.02E-6	0.261	1.43E-5	68058
INVALID	0.011	0.081	1.000	4.39E-4	0.041	0.004	4.43E-6	0.342	1.87E-5	57236
RANDOM13	0.010	0.073	1.000	5.56E-4	0.057	0.007	4.01E-6	0.415	2.27E-5	47445
SHORTSLD	0.007	0.052	1.000	3.23E-4	0.047	0.005	2.82E-6	0.466	2.55E-5	40555
fri-str	0.007	0.051	1.000	4.8E-5	0.007	3.05E-4	2.78E-6	0.517	2.83E-5	33783
RANDOM10	0.005	0.040	1.000	5.1E-4	0.096	0.016	2.19E-6	0.557	3.05E-5	28447
INCATC	0.004	0.033	1.000	7.29E-4	0.166	0.034	1.8E-6	0.590	3.23E-5	24047
gfi-inform...	0.003	0.026	0.999	3.76E-4	0.108	0.019	1.42E-6	0.616	3.37E-5	20578
server	0.003	0.021	0.999	7.9E-5	0.028	0.002	1.16E-6	0.637	3.49E-5	17758
essextestc...	0.003	0.019	0.999	2E-6	7.81E-4	1.21E-5	1.05E-6	0.656	3.59E-5	15198
wpad	0.002	0.017	0.999	4.31E-4	0.190	0.042	9.29E-7	0.673	3.69E-5	12930
boschen-oe...	0.002	0.016	0.999	1.81E-4	0.086	0.014	8.64E-7	0.689	3.77E-5	10821
bae	0.002	0.016	0.999	1.4E-4	0.067	0.009	8.57E-7	0.704	3.86E-5	8730
INCATD	0.002	0.012	0.999	1.88E-4	0.117	0.021	6.58E-7	0.716	3.92E-5	7124
goldentuli...	0.002	0.012	0.999	4.06E-4	0.263	0.067	6.33E-7	0.728	3.99E-5	5580
isatap	0.002	0.011	0.999	4.6E-4	0.300	0.077	6.27E-7	0.739	4.05E-5	4049
nickname	0.001	0.011	0.999	9.03E-4	0.627	0.204	5.9E-7	0.750	4.11E-5	2609
labor	0.001	0.010	0.999	2.3E-5	0.018	0.001	5.38E-7	0.760	4.16E-5	1296
piramal	0.001	0.010	0.999	2.09E-4	0.161	0.033	5.31E-7	0.770	4.22E-5	0

Table 2.82: Top 20 most significant SLDs for gTLD 'berlin'. The SLD list holds 76.967% of the entries found in the gTLD and 4.22E-5 of the total number of entries for the entire experiment. **count** represents the number of records found for the SLD (in parts per million). **sldDiv** is the raw count divided by the number of records of this gTLD dump file. **oR** is the ratio of raw count to the total number of records of the experiment.  **$\phi$ -sldDiv** represents the  $\phi$  percentile of sldDiv on the entire data-set. **a-srcDiv** is the cumulative srcDiv variable. **a-oR** is the cumulative oR.



Figure 2.163: Representative SLDs for gTLD: { .berlin }. The *x* axis displays number of times (in parts per million) the corresponding SLD (*y* axis) was found in the gTLD.



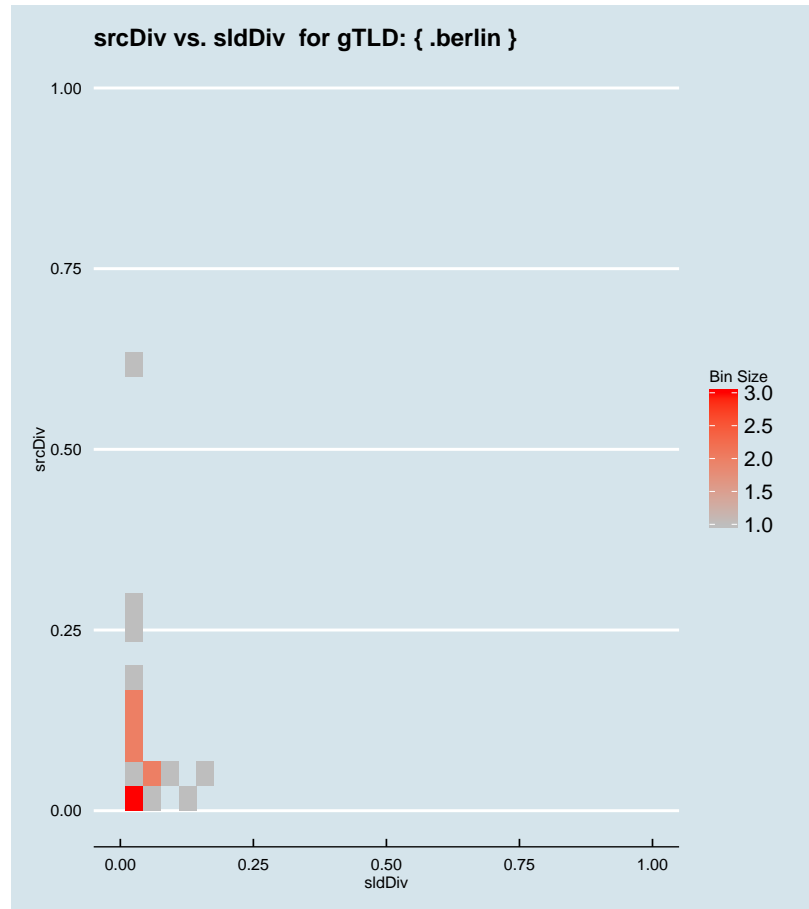


Figure 2.164: Binned scatter-plot of srcDiv and sldDiv for gTLD: { .berlin }.

### :: 2.123 Representative SLDs for gTLD: { .best }

In this section, we collect representative SLDs related to gTLD: 'best'. We found 15 unique SLDs after filtering. A total of 108739 records were considered representative and they are 75.006% of the gTLD dump. Since the total number of records for this gTLD is 108739, there are 0 non-representative records (NRep). In addition, this set comprises  $4.46E-5$  of the entire data-set. Table 2.83 shows the corresponding SLDs ordered by the level of importance. Figure 2.165 shows the record count (PPM) for each representative SLD. Figure 2.166 shows the binned scatter-plot of srcDiv and sldDiv.

► { .best }  
Total SLDs: 15  
a-sldDiv: 75.006%  
a-oR: 0.004%  
NRep: 0

Individual SLD descriptors for gTLD: {best}										
SLD	count	sldDiv	$\phi$ -sldDiv	ipcount	srcDiv	$\phi$ -srcDiv	oR	a-srcDiv	a-oR	rem
INCATB	0.023	0.160	1.000	0.003	0.129	0.025	9.5E-6	0.160	9.5E-6	85559
INVALID	0.017	0.121	1.000	0.002	0.088	0.014	7.17E-6	0.281	1.67E-5	68070
INCATC	0.012	0.083	1.000	0.002	0.157	0.032	4.92E-6	0.363	2.16E-5	56067
INCATF	0.010	0.068	1.000	5.25E-4	0.053	0.007	4.06E-6	0.432	2.56E-5	46149
RANDOM13	0.009	0.063	1.000	8.79E-4	0.096	0.016	3.74E-6	0.495	2.94E-5	37029
RANDOM10	0.009	0.062	1.000	0.001	0.153	0.031	3.69E-6	0.557	3.31E-5	28021
INCATE	0.007	0.047	1.000	0.004	0.603	0.199	2.78E-6	0.603	3.59E-5	21248
wpad	0.005	0.032	1.000	0.001	0.240	0.057	1.88E-6	0.635	3.77E-5	16666
isatap	0.003	0.023	0.999	0.001	0.317	0.080	1.39E-6	0.659	3.91E-5	13268
hpn	0.003	0.020	0.999	3.6E-5	0.012	6.98E-4	1.19E-6	0.679	4.03E-5	10352
SHORTSLD	0.003	0.017	0.999	8.87E-4	0.350	0.098	1.04E-6	0.696	4.14E-5	7817
kozpont	0.002	0.017	0.999	1.26E-4	0.052	0.006	9.88E-7	0.713	4.23E-5	5405
wohoho	0.002	0.014	0.999	3.88E-4	0.197	0.043	8.07E-7	0.726	4.32E-5	3436
peko	0.002	0.013	0.999	3.91E-4	0.203	0.048	7.89E-7	0.740	4.39E-5	1510
the	0.002	0.010	0.999	6.54E-4	0.433	0.120	6.19E-7	0.750	4.46E-5	0

Table 2.83: Top 15 most significant SLDs for gTLD 'best'. The SLD list holds 75.006% of the entries found in the gTLD and 4.46E-5 of the total number of entries for the entire experiment. **count** represents the number of records found for the SLD (in parts per million). **sldDiv** is the raw count divided by the number of records of this gTLD dump file. **oR** is the ratio of raw count to the total number of records of the experiment.  **$\phi$ -sldDiv** represents the  $\phi$  percentile of sldDiv on the entire data-set. **a-srcDiv** is the cumulative srcDiv variable. **a-oR** is the cumulative oR.

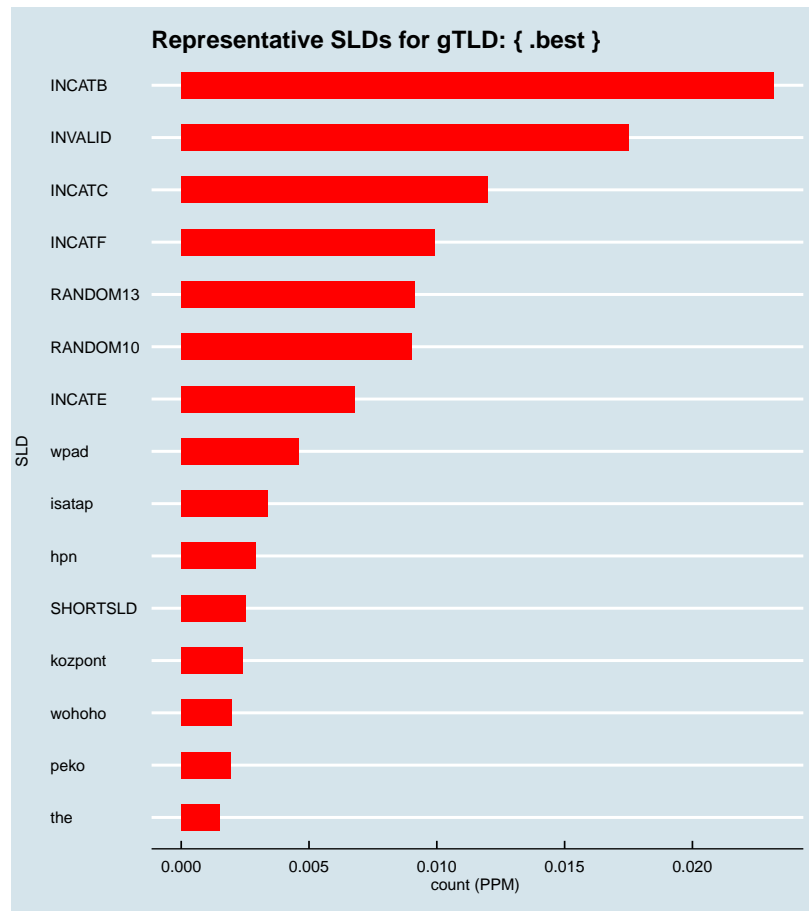


Figure 2.165: Representative SLDs for gTLD: { .best }. The  $x$  axis displays number of times (in parts per million) the corresponding SLD ( $y$  axis) was found in the gTLD.

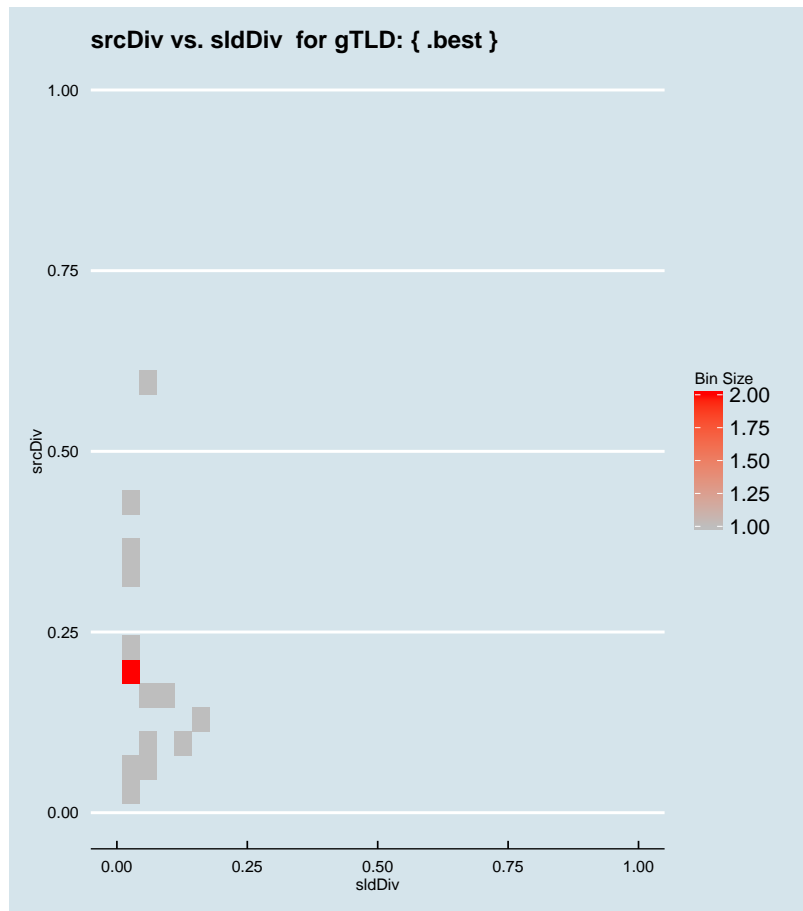


Figure 2.166: Binned scatter-plot of srcDiv and sldDiv for gTLD: {.best}.

### :: 2.124 Representative SLDs for gTLD: {.bestbuy}

In this section, we collect representative SLDs related to gTLD: 'bestbuy'. We found 1 unique SLDs after filtering. A total of 8735 records were considered representative and they are 74.914% of the gTLD dump. Since the total number of records for this gTLD is 8735, there are 0 non-representative records (NRep). In addition, this set comprises  $3.58E-6$  of the entire data-set. Table 2.84 shows the corresponding SLDs ordered by the level of importance. Figure 2.167 shows the record count (PPM) for each representative SLD. Figure 2.168 shows the binned scatter-plot of srcDiv and sldDiv.

► {.bestbuy}  
 Total SLDs: 1  
 a-sldDiv: 74.914%  
 a-oR: 0.000%  
 NRep: 0

Individual SLD descriptors for gTLD: {bestbuy}										
SLD	count	sldDiv	$\phi$ -sldDiv	ipcount	srcDiv	$\phi$ -srcDiv	oR	a-srcDiv	a-oR	rem
INCATE	0.009	0.749	1.000	0.005	0.533	0.180	3.58E-6	0.749	3.58E-6	0

Table 2.84: Top 1 most significant SLDs for gTLD 'bestbuy'. The SLD list holds 74.914% of the entries found in the gTLD and 3.58E-6 of the total number of entries for the entire experiment. **count** represents the number of records found for the SLD (in parts per million). **sldDiv** is the raw count divided by the number of records of this gTLD dump file. **oR** is the ratio of raw count to the total number of records of the experiment.  $\phi$ -**sldDiv** represents the  $\phi$  percentile of sldDiv on the entire data-set. **a-srcDiv** is the cumulative srcDiv variable. **a-oR** is the cumulative oR.




Figure 2.167: Representative SLDs for gTLD: { .bestbuy}. The  $x$  axis displays number of times (in parts per million) the corresponding SLD ( $y$  axis) was found in the gTLD.

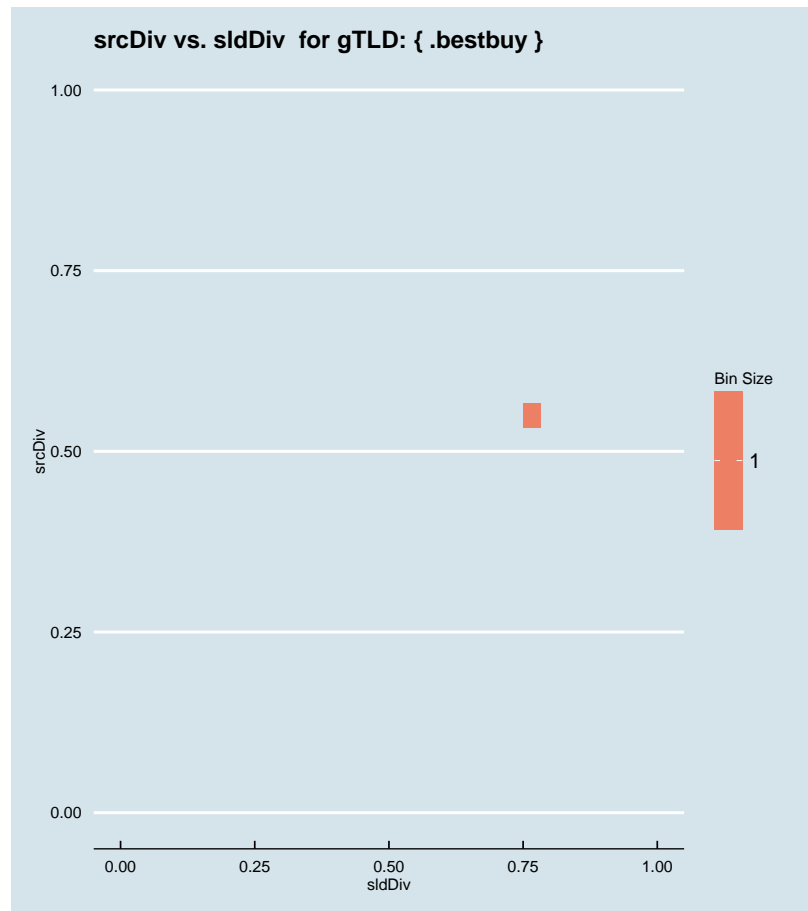


Figure 2.168: Binned scatter-plot of srcDiv and sldDiv for gTLD: { .bestbuy }.

### ∴ 2.125 Representative SLDs for gTLD: { .bet }

In this section, we collect representative SLDs related to gTLD: 'bet'. We found 48 unique SLDs after filtering. A total of 554413 records were considered representative and they are 78.356% of the gTLD dump. Since the total number of records for this gTLD is 554413, there are 0 non-representative records (NRep). In addition, this set comprises  $2.27E-4$  of the entire data-set. Table 2.85 shows the corresponding SLDs ordered by the level of importance. Figure 2.169 shows the record count (PPM) for each representative SLD. Figure 2.170 shows the binned scatter-plot of srcDiv and sldDiv.

► { .bet }  
Total SLDs: 48  
a-sldDiv: 78.356%  
a-oR: 0.023%  
NRep: 0

Individual SLD descriptors for gTLD: {bet}										
SLD	count	sldDiv	$\phi$ -sldDiv	ipcount	srcDiv	$\phi$ -srcDiv	oR	a-srcDiv	a-oR	rem
server	0.122	0.173	1.000	3.7E-5	3.02E-4	3.45E-6	5.02E-5	0.173	5.02E-5	431944
root	0.078	0.110	1.000	0.004	0.048	0.006	3.2E-5	0.283	8.21E-5	353977
nenotebhc	0.046	0.065	1.000	0.002	0.042	0.004	1.89E-5	0.349	1.01E-4	307750
RANDOM13	0.036	0.051	1.000	0.001	0.037	0.004	1.49E-5	0.400	1.16E-4	271423
sbcglobal	0.034	0.048	1.000	0.011	0.317	0.080	1.38E-5	0.447	1.3E-4	237785
INCATC	0.032	0.045	1.000	0.008	0.256	0.066	1.29E-5	0.492	1.43E-4	206241
bellsouth	0.022	0.032	1.000	0.008	0.345	0.097	9.19E-6	0.524	1.52E-4	183804
RANDOM10	0.021	0.029	0.999	0.007	0.335	0.096	8.52E-6	0.553	1.6E-4	163016
INCATF	0.016	0.023	0.999	0.002	0.129	0.025	6.67E-6	0.576	1.67E-4	146729
verizon	0.012	0.017	0.999	0.005	0.414	0.115	4.82E-6	0.593	1.72E-4	134956
att	0.010	0.014	0.999	0.003	0.351	0.098	3.99E-6	0.607	1.76E-4	125227
spamcop	0.010	0.014	0.999	3.4E-5	0.004	1.18E-4	3.95E-6	0.620	1.8E-4	115592
mncgb	0.008	0.012	0.999	0.001	0.123	0.022	3.45E-6	0.632	1.83E-4	107184
cox	0.008	0.011	0.999	0.002	0.294	0.075	3.32E-6	0.644	1.87E-4	99081
earthlink	0.007	0.009	0.999	0.003	0.465	0.127	2.71E-6	0.653	1.89E-4	92475
INVALID	0.006	0.008	0.999	0.001	0.170	0.037	2.45E-6	0.661	1.92E-4	86507
charter	0.005	0.007	0.999	0.002	0.460	0.126	2.05E-6	0.668	1.94E-4	81500
qieqaf	0.005	0.007	0.999	3.3E-4	0.069	0.010	1.96E-6	0.675	1.96E-4	76715
INCATB	0.005	0.006	0.999	0.001	0.306	0.078	1.86E-6	0.682	1.98E-4	72181
swbell	0.004	0.006	0.999	0.002	0.512	0.178	1.76E-6	0.688	1.99E-4	67878
flsnow	0.004	0.005	0.999	0.002	0.442	0.122	1.59E-6	0.693	2.01E-4	63999
hinet	0.004	0.005	0.999	0.001	0.310	0.079	1.48E-6	0.698	2.02E-4	60388
optonline	0.003	0.005	0.999	0.001	0.440	0.121	1.38E-6	0.703	2.04E-4	57030
qlaqaf	0.003	0.005	0.999	5.53E-4	0.166	0.034	1.37E-6	0.708	2.05E-4	53694
eircom	0.003	0.005	0.999	0.002	0.530	0.180	1.32E-6	0.712	2.07E-4	50479
INCATE	0.003	0.004	0.999	0.002	0.612	0.200	1.27E-6	0.717	2.08E-4	47391
SHORTSLD	0.003	0.004	0.999	0.001	0.456	0.125	1.25E-6	0.721	2.09E-4	44330
stroy	0.003	0.004	0.999	6E-6	0.002	5.09E-5	1.23E-6	0.725	2.1E-4	41325
263	0.003	0.004	0.999	8.3E-4	0.284	0.071	1.2E-6	0.729	2.11E-4	38403
ceva	0.003	0.004	0.999	0.002	0.535	0.181	1.19E-6	0.733	2.13E-4	35501
INCATD	0.003	0.004	0.998	4.94E-4	0.173	0.038	1.17E-6	0.737	2.14E-4	32643
evodp	0.003	0.004	0.998	9.48E-4	0.352	0.098	1.1E-6	0.741	2.15E-4	29947
hanmail	0.003	0.004	0.998	8.04E-4	0.300	0.076	1.1E-6	0.745	2.16E-4	27263
telenet	0.003	0.004	0.998	4.74E-4	0.178	0.039	1.09E-6	0.749	2.17E-4	24596
downloads	0.003	0.004	0.998	0.001	0.570	0.187	1.03E-6	0.752	2.18E-4	22092

Table 2.85: Top 35 most significant SLDs for gTLD 'bet'. The SLD list holds 78.356% of the entries found in the gTLD and 2.27E-4 of the total number of entries for the entire experiment. **count** represents the number of records found for the SLD (in parts per million). **sldDiv** is the raw count divided by the number of records of this gTLD dump file. **oR** is the ratio of raw count to the total number of records of the experiment.  **$\phi$ -sldDiv** represents the  $\phi$  percentile of sldDiv on the entire data-set. **a-srcDiv** is the cumulative srcDiv variable. **a-oR** is the cumulative oR.



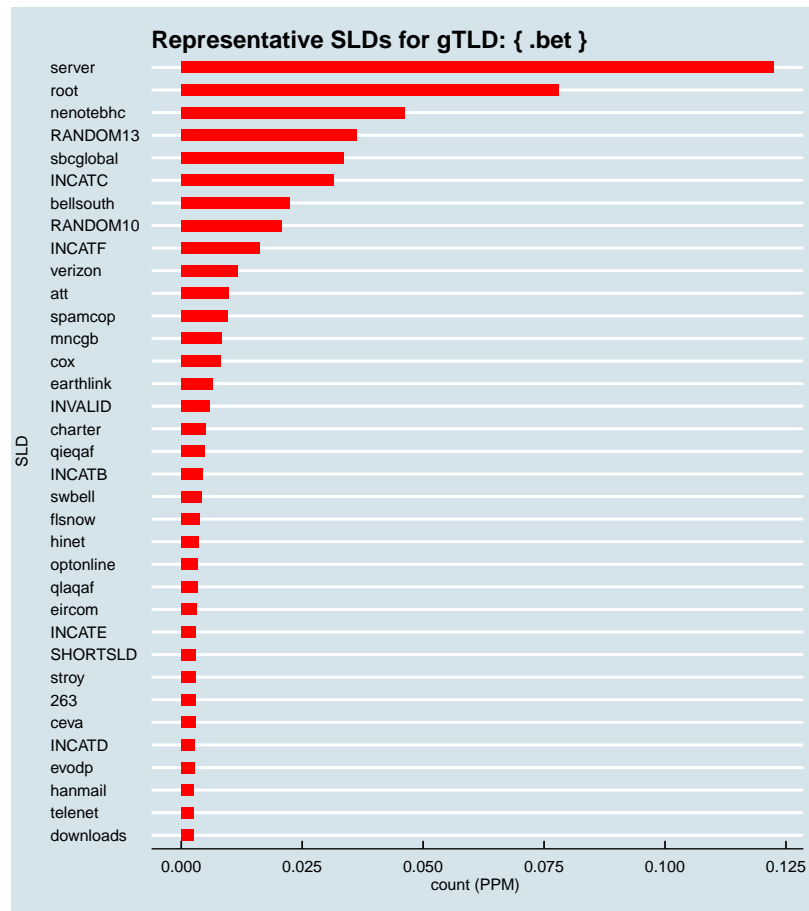


Figure 2.169: Representative SLDs for gTLD: { .bet}. The x axis displays number of times (in parts per million) the corresponding SLD (y axis) was found in the gTLD.

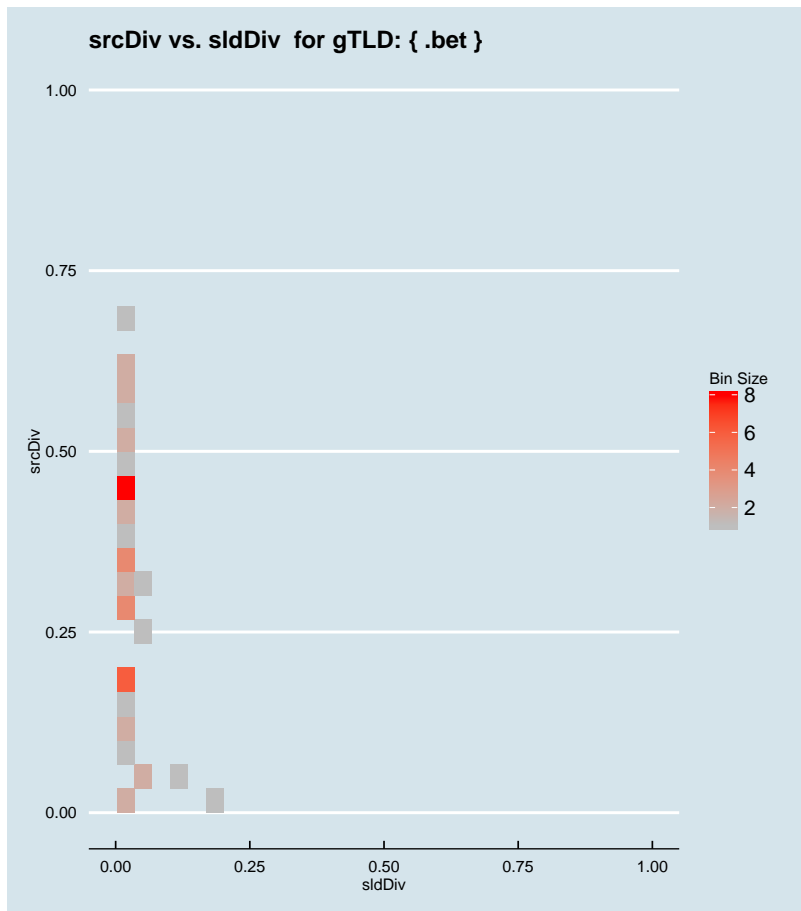


Figure 2.170: Binned scatter-plot of srcDiv and sldDiv for gTLD: {.bet}.

### :: 2.126 Representative SLDs for gTLD: {.bharti}

In this section, we collect representative SLDs related to gTLD: 'bharti'. We found 3 unique SLDs after filtering. A total of 6422 records were considered representative and they are 79.510% of the gTLD dump. Since the total number of records for this gTLD is 6422, there are 0 non-representative records (NRep). In addition, this set comprises 2.63E−6 of the entire data-set. Table 2.86 shows the corresponding SLDs ordered by the level of importance. Figure 2.171 shows the record count (PPM) for each representative SLD. Figure 2.172 shows the binned scatter-plot of srcDiv and sldDiv.

► {.bharti}  
 Total SLDs: 3  
 a-sldDiv: 79.510%  
 a-oR: 0.000%  
 NRep: 0

Individual SLD descriptors for gTLD: {bharti}										
SLD	count	sldDiv	$\phi$ -sldDiv	ipcount	srcDiv	$\phi$ -srcDiv	oR	a-srcDiv	a-oR	rem
INCATB	0.004	0.436	1.000	1.6E-5	0.005	1.66E-4	1.44E-6	0.436	1.44E-6	2897
INVALID	0.002	0.204	1.000	2.3E-5	0.014	8.4E-4	6.76E-7	0.641	2.12E-6	1248
INCATF	0.001	0.155	1.000	3E-6	0.002	6.89E-5	5.11E-7	0.795	2.63E-6	0

Table 2.86: Top 3 most significant SLDs for gTLD 'bharti'. The SLD list holds 79.510% of the entries found in the gTLD and 2.63E-6 of the total number of entries for the entire experiment. **count** represents the number of records found for the SLD (in parts per million). **sldDiv** is the raw count divided by the number of records of this gTLD dump file. **oR** is the ratio of raw count to the total number of records of the experiment.  **$\phi$ -sldDiv** represents the  $\phi$  percentile of sldDiv on the entire data-set. **a-srcDiv** is the cumulative srcDiv variable. **a-oR** is the cumulative oR.

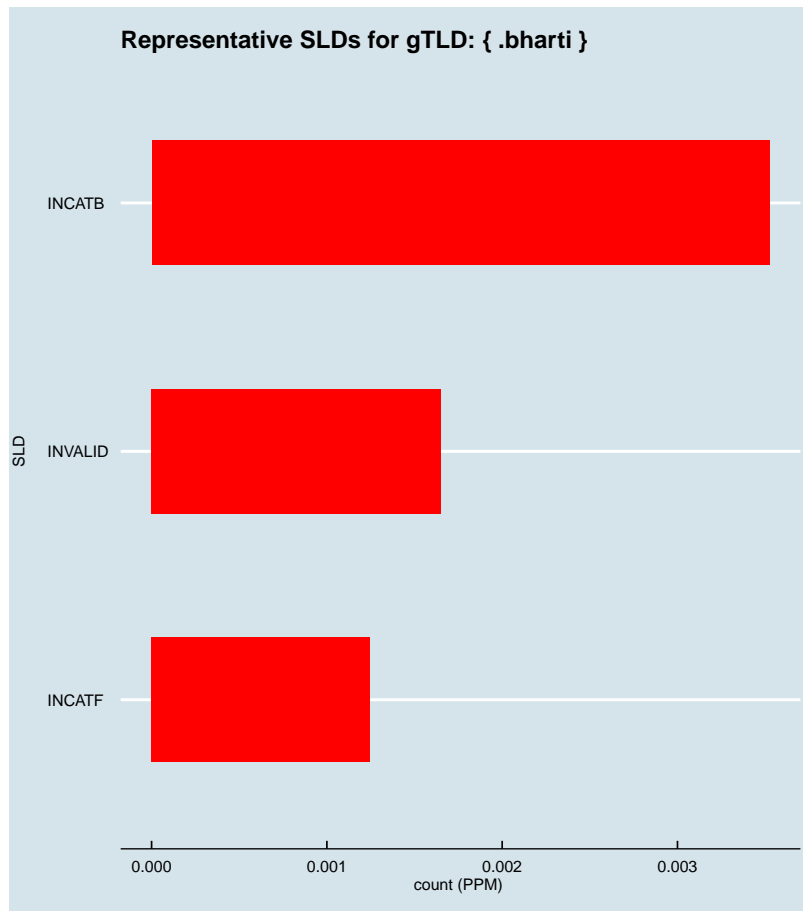


Figure 2.171: Representative SLDs for gTLD: { .bharti}. The *x* axis displays number of times (in parts per million) the corresponding SLD (*y* axis) was found in the gTLD.

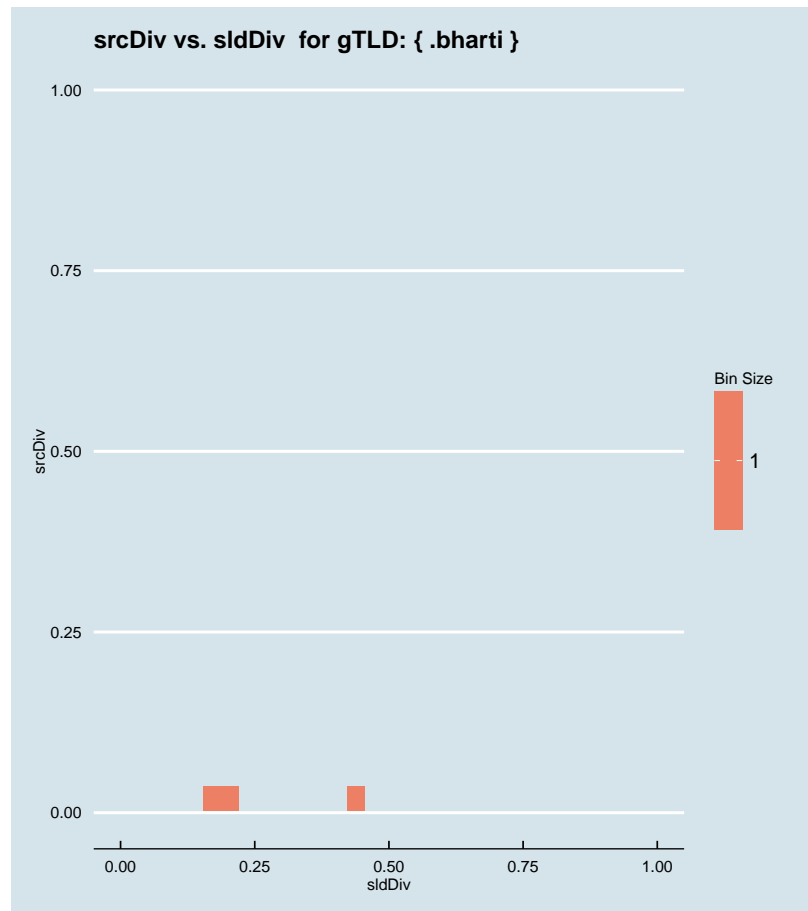


Figure 2.172: Binned scatter-plot of srcDiv and sldDiv for gTLD: { .bharti }.

### :: 2.127 Representative SLDs for gTLD: { .bible }

In this section, we collect representative SLDs related to gTLD: 'bible'. We found 2 unique SLDs after filtering. A total of 3734 records were considered representative and they are 60.715% of the gTLD dump. Since the total number of records for this gTLD is 3734, there are 0 non-representative records (NRep). In addition, this set comprises 1.53E-6 of the entire data-set. Table 2.87 shows the corresponding SLDs ordered by the level of importance. Figure 2.173 shows the record count (PPM) for each representative SLD. Figure 2.174 shows the binned scatter-plot of srcDiv and sldDiv.

► { .bible }  
Total SLDs: 2  
a-sldDiv: 60.715%  
a-oR: 0.000%  
NRep: 0

Individual SLD descriptors for gTLD: {bible}										
SLD	count	sldDiv	$\phi$ -sldDiv	ipcount	srcDiv	$\phi$ -srcDiv	oR	a-srcDiv	a-oR	rem
INCATE	0.002	0.332	1.000	0.001	0.574	0.190	8.36E-7	0.332	8.36E-7	1695
RANDOM10	0.002	0.276	1.000	4.3E-5	0.025	0.002	6.95E-7	0.607	1.53E-6	0

Table 2.87: Top 2 most significant SLDs for gTLD 'bible'. The SLD list holds 60.715% of the entries found in the gTLD and 1.53E-6 of the total number of entries for the entire experiment. **count** represents the number of records found for the SLD (in parts per million). **sldDiv** is the raw count divided by the number of records of this gTLD dump file. **oR** is the ratio of raw count to the total number of records of the experiment.  **$\phi$ -sldDiv** represents the  $\phi$  percentile of sldDiv on the entire data-set. **a-srcDiv** is the cumulative srcDiv variable. **a-oR** is the cumulative oR.

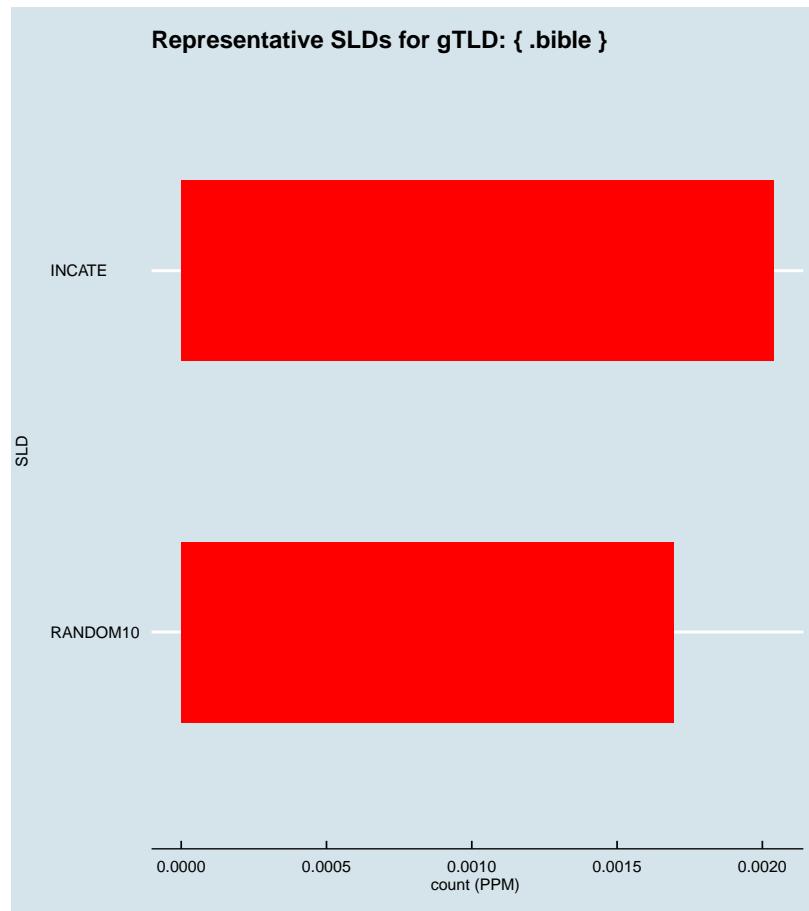


Figure 2.173: Representative SLDs for gTLD: { .bible }. The  $x$  axis displays number of times (in parts per million) the corresponding SLD ( $y$  axis) was found in the gTLD.

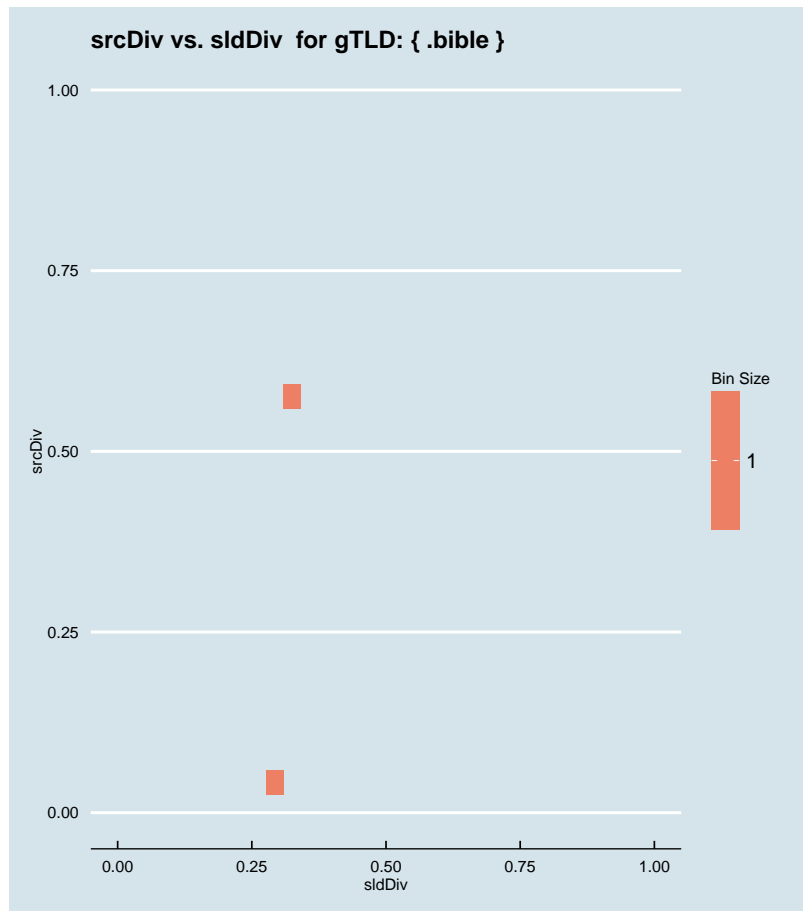


Figure 2.174: Binned scatter-plot of srcDiv and sldDiv for gTLD: {.bible}.

### :: 2.128 Representative SLDs for gTLD: {.bid}

In this section, we collect representative SLDs related to gTLD: 'bid'. We found 1 unique SLDs after filtering. A total of 1299 records were considered representative and they are 10.440% of the gTLD dump. Since the total number of records for this gTLD is 1299, there are 0 non-representative records (NRep). In addition, this set comprises 5.32E-7 of the entire data-set. Table 2.88 shows the corresponding SLDs ordered by the level of importance. Figure 2.175 shows the record count (PPM) for each representative SLD. Figure 2.176 shows the binned scatter-plot of srcDiv and sldDiv.

► {.bid}  
 Total SLDs: 1  
 a-sldDiv: 10.440%  
 a-oR: 0.000%  
 NRep: 0



Individual SLD descriptors for gTLD: {bid}										
SLD	count	sldDiv	$\phi$ -sldDiv	ipcount	srcDiv	$\phi$ -srcDiv	oR	a-srcDiv	a-oR	rem
RANDOM13	0.001	0.104	1.000	2.93E-4	0.226	0.053	5.32E-7	0.104	5.32E-7	0

Table 2.88: Top 1 most significant SLDs for gTLD 'bid'. The SLD list holds 10.440% of the entries found in the gTLD and 5.32E-7 of the total number of entries for the entire experiment. **count** represents the number of records found for the SLD (in parts per million). **sldDiv** is the raw count divided by the number of records of this gTLD dump file. **oR** is the ratio of raw count to the total number of records of the experiment.  **$\phi$ -sldDiv** represents the  $\phi$  percentile of sldDiv on the entire data-set. **a-srcDiv** is the cumulative srcDiv variable. **a-oR** is the cumulative oR.




Figure 2.175: Representative SLDs for gTLD: { .bid}. The  $x$  axis displays number of times (in parts per million) the corresponding SLD ( $y$  axis) was found in the gTLD.

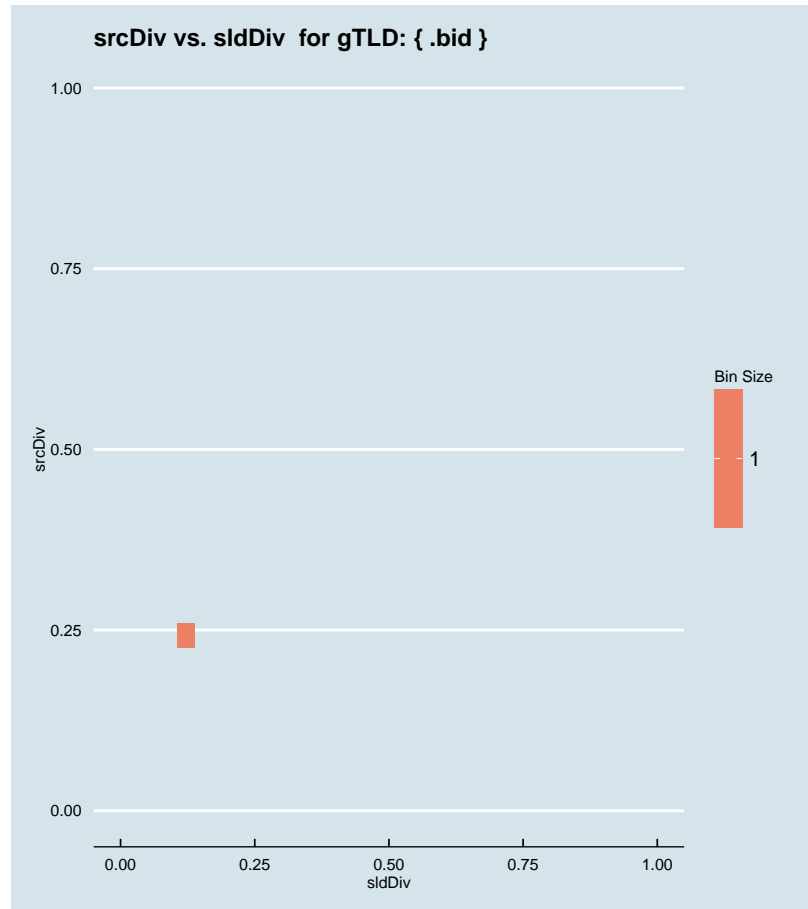


Figure 2.176: Binned scatter-plot of srcDiv and sldDiv for gTLD: { .bid}.

### :: 2.129 Representative SLDs for gTLD: { .bike }

In this section, we collect representative SLDs related to gTLD: 'bike'. We found 1 unique SLDs after filtering. A total of 2132 records were considered representative and they are 22.343% of the gTLD dump. Since the total number of records for this gTLD is 2132, there are 0 non-representative records (NRep). In addition, this set comprises 8.74E-7 of the entire data-set. Table 2.89 shows the corresponding SLDs ordered by the level of importance. Figure 2.177 shows the record count (PPM) for each representative SLD. Figure 2.178 shows the binned scatter-plot of srcDiv and sldDiv.

► { .bike }  
Total SLDs: 1  
a-sldDiv: 22.343%  
a-oR: 0.000%  
NRep: 0



Individual SLD descriptors for gTLD: {bike}										
SLD	count	sldDiv	$\phi$ -sldDiv	ipcount	srcDiv	$\phi$ -srcDiv	oR	a-srcDiv	a-oR	rem
INCATF	0.002	0.223	1.000	6.2E-5	0.029	0.003	8.74E-7	0.223	8.74E-7	0

Table 2.89: Top 1 most significant SLDs for gTLD 'bike'. The SLD list holds 22.343% of the entries found in the gTLD and 8.74E-7 of the total number of entries for the entire experiment. **count** represents the number of records found for the SLD (in parts per million). **sldDiv** is the raw count divided by the number of records of this gTLD dump file. **oR** is the ratio of raw count to the total number of records of the experiment.  **$\phi$ -sldDiv** represents the  $\phi$  percentile of sldDiv on the entire data-set. **a-srcDiv** is the cumulative srcDiv variable. **a-oR** is the cumulative oR.




Figure 2.177: Representative SLDs for gTLD: { .bike}. The  $x$  axis displays number of times (in parts per million) the corresponding SLD ( $y$  axis) was found in the gTLD.

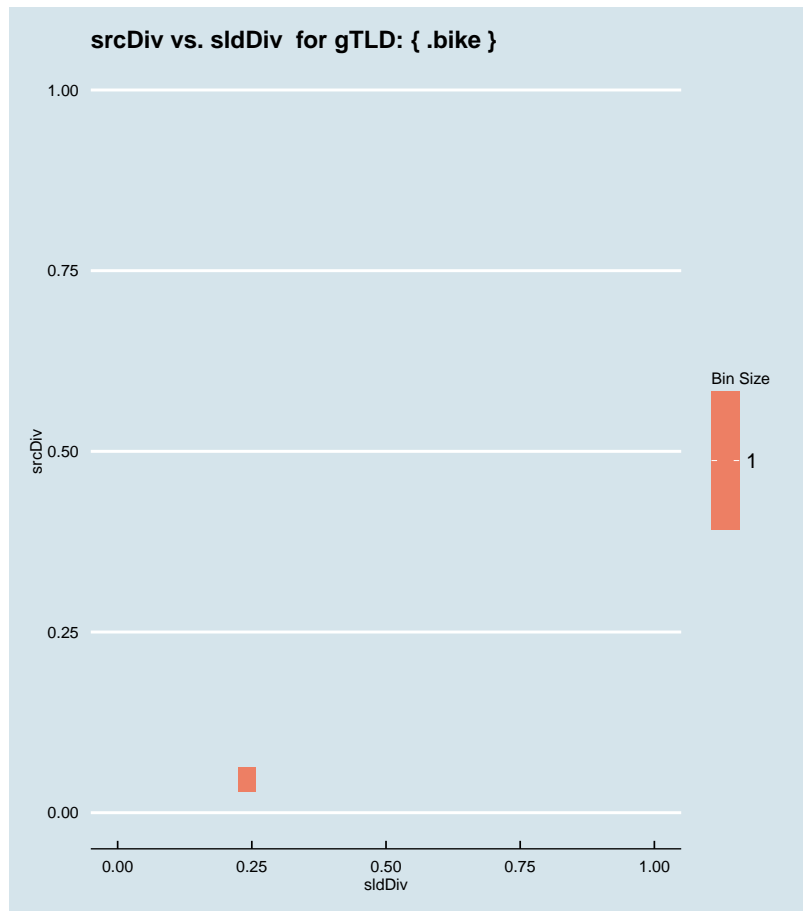


Figure 2.178: Binned scatter-plot of srcDiv and sldDiv for gTLD: { .bike }.

### :: 2.130 Representative SLDs for gTLD: { .bing }

In this section, we collect representative SLDs related to gTLD: 'bing'. We found 8 unique SLDs after filtering. A total of 118791 records were considered representative and they are 93.577% of the gTLD dump. Since the total number of records for this gTLD is 118791, there are 0 non-representative records (NRep). In addition, this set comprises  $4.87E-5$  of the entire data-set. Table 2.90 shows the corresponding SLDs ordered by the level of importance. Figure 2.179 shows the record count (PPM) for each representative SLD. Figure 2.180 shows the binned scatter-plot of srcDiv and sldDiv.

► { .bing }  
 Total SLDs: 8  
 a-sldDiv: 93.577%  
 a-oR: 0.005%  
 NRep: 0

Individual SLD descriptors for gTLD: {bing}										
SLD	count	sldDiv	$\phi$ -sldDiv	ipcount	srcDiv	$\phi$ -srcDiv	oR	a-srcDiv	a-oR	rem
INCATC	0.065	0.509	1.000	0.017	0.256	0.066	2.65E-5	0.509	2.65E-5	54117
INCATE	0.034	0.267	1.000	0.014	0.426	0.117	1.39E-5	0.776	4.04E-5	20250
INVALID	0.010	0.081	1.000	7.81E-4	0.076	0.011	4.21E-6	0.857	4.46E-5	9975
RANDOM13	0.003	0.023	0.999	6.53E-4	0.222	0.053	1.2E-6	0.880	4.58E-5	7040
SHORTSLD	0.002	0.017	0.999	0.001	0.680	0.233	8.71E-7	0.897	4.67E-5	4914
INCATB	0.002	0.015	0.999	0.001	0.658	0.208	7.7E-7	0.912	4.74E-5	3034
bada	0.002	0.013	0.999	8E-6	0.005	1.82E-4	6.71E-7	0.925	4.81E-5	1397
RANDOM10	0.001	0.011	0.999	1.75E-4	0.125	0.024	5.73E-7	0.936	4.87E-5	0

Table 2.90: Top 8 most significant SLDs for gTLD 'bing'. The SLD list holds 93.577% of the entries found in the gTLD and 4.87E-5 of the total number of entries for the entire experiment. **count** represents the number of records found for the SLD (in parts per million). **sldDiv** is the raw count divided by the number of records of this gTLD dump file. **oR** is the ratio of raw count to the total number of records of the experiment.  **$\phi$ -sldDiv** represents the  $\phi$  percentile of sldDiv on the entire data-set. **a-srcDiv** is the cumulative srcDiv variable. **a-oR** is the cumulative oR.

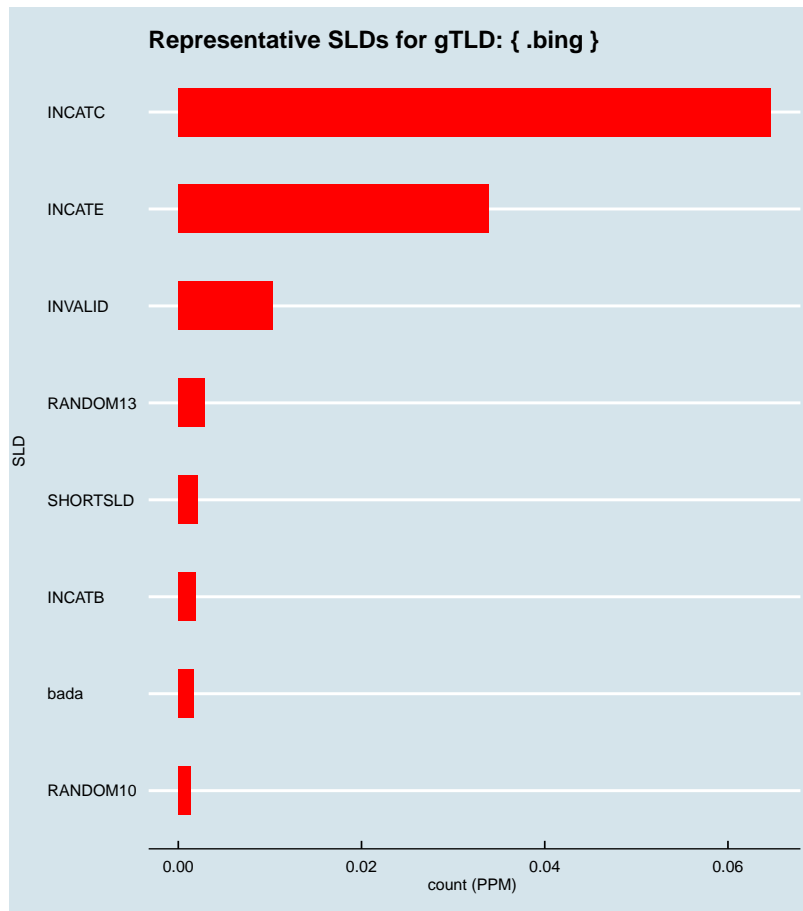


Figure 2.179: Representative SLDs for gTLD: { .bing }. The x axis displays number of times (in parts per million) the corresponding SLD (y axis) was found in the gTLD.



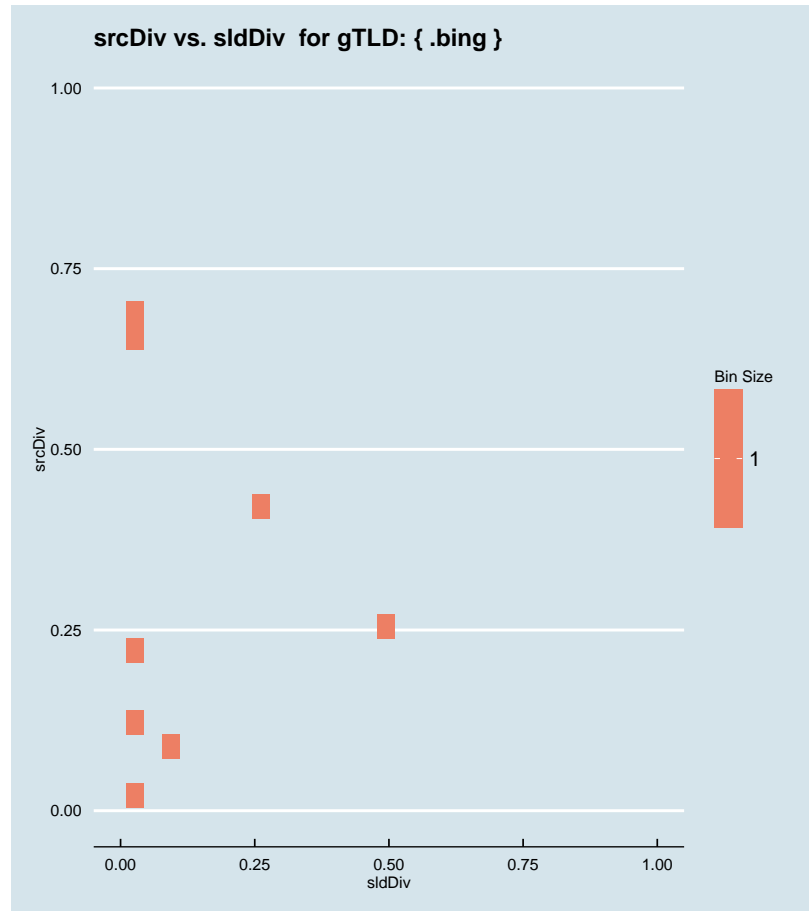


Figure 2.180: Binned scatter-plot of srcDiv and sldDiv for gTLD: { .bing }.

### :: 2.131 Representative SLDs for gTLD: { .bingo }

In this section, we collect representative SLDs related to gTLD: 'bingo'. We found 9 unique SLDs after filtering. A total of 36921 records were considered representative and they are 78.464% of the gTLD dump. Since the total number of records for this gTLD is 36921, there are 0 non-representative records (NRep). In addition, this set comprises 1.51E-5 of the entire data-set. Table 2.91 shows the corresponding SLDs ordered by the level of importance. Figure 2.181 shows the record count (PPM) for each representative SLD. Figure 2.182 shows the binned scatter-plot of srcDiv and sldDiv.

► { .bingo }  
Total SLDs: 9  
a-sldDiv: 78.464%  
a-oR: 0.002%  
NRep: 0

Individual SLD descriptors for gTLD: {bingo}										
SLD	count	sldDiv	$\phi$ -sldDiv	ipcount	srcDiv	$\phi$ -srcDiv	oR	a-srcDiv	a-oR	rem
INCATF	0.011	0.237	1.000	1.74E-4	0.016	9.95E-4	4.57E-6	0.237	4.57E-6	25780
RANDOM10	0.006	0.130	1.000	5.31E-4	0.087	0.014	2.51E-6	0.367	7.08E-6	19651
wangsh	0.006	0.125	1.000	1.42E-4	0.024	0.002	2.42E-6	0.492	9.5E-6	13750
RANDOM13	0.003	0.068	1.000	3.06E-4	0.096	0.016	1.3E-6	0.560	1.08E-5	10569
wpad	0.003	0.059	1.000	7.8E-4	0.283	0.071	1.13E-6	0.619	1.19E-5	7815
INVALID	0.002	0.053	1.000	2.5E-4	0.101	0.017	1.01E-6	0.671	1.29E-5	5342
isatap	0.002	0.045	1.000	7.06E-4	0.333	0.082	8.69E-7	0.716	1.38E-5	3222
INCATB	0.002	0.041	1.000	5.13E-4	0.268	0.068	7.84E-7	0.757	1.46E-5	1310
eric	0.001	0.028	0.999	9.3E-5	0.071	0.010	5.37E-7	0.785	1.51E-5	0

Table 2.91: Top 9 most significant SLDs for gTLD 'bingo'. The SLD list holds 78.464% of the entries found in the gTLD and 1.51E-5 of the total number of entries for the entire experiment. **count** represents the number of records found for the SLD (in parts per million). **sldDiv** is the raw count divided by the number of records of this gTLD dump file. **oR** is the ratio of raw count to the total number of records of the experiment.  **$\phi$ -sldDiv** represents the  $\phi$  percentile of sldDiv on the entire data-set. **a-srcDiv** is the cumulative srcDiv variable. **a-oR** is the cumulative oR.

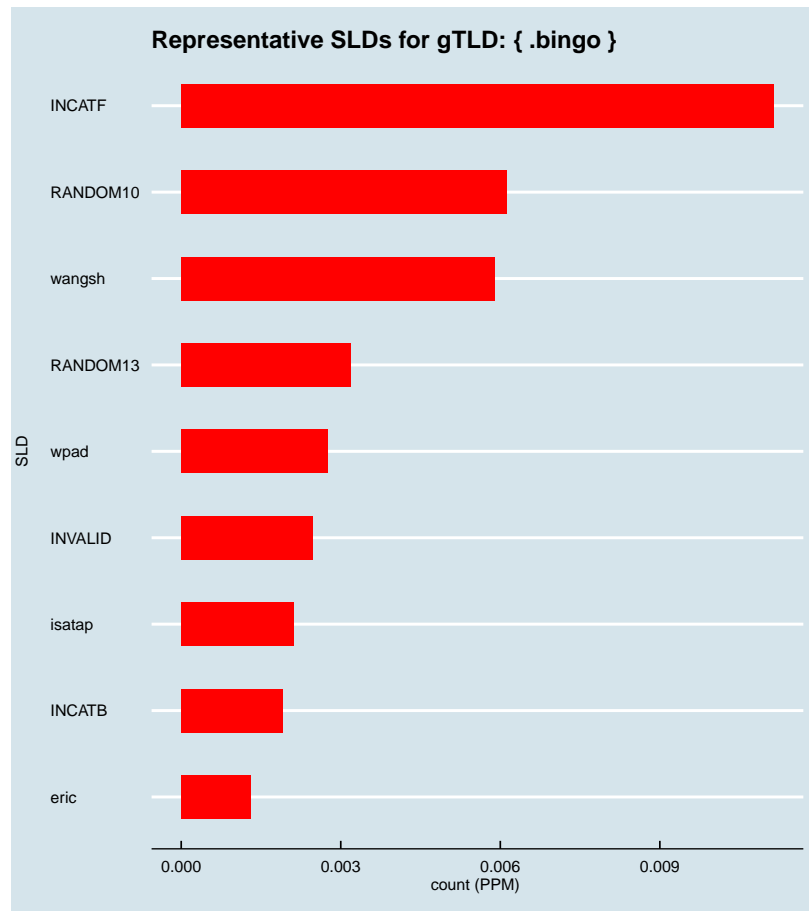


Figure 2.181: Representative SLDs for gTLD: { .bingo }. The  $x$  axis displays number of times (in parts per million) the corresponding SLD ( $y$  axis) was found in the gTLD.

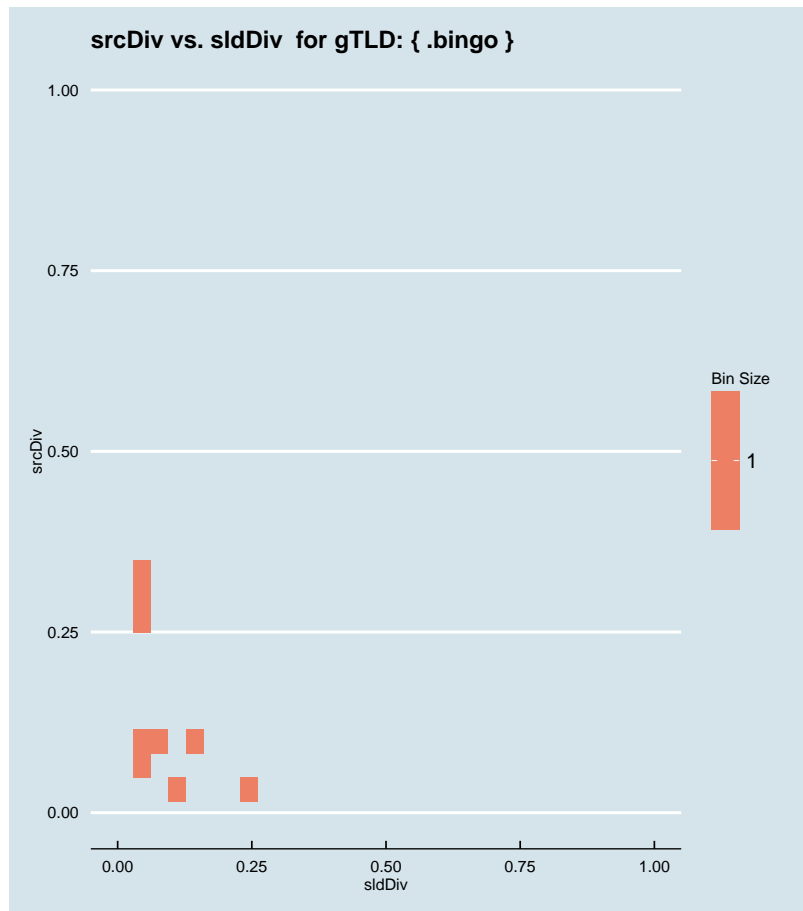


Figure 2.182: Binned scatter-plot of srcDiv and sldDiv for gTLD: { .bingo }.

### :: 2.132 Representative SLDs for gTLD: { .bio }

In this section, we collect representative SLDs related to gTLD: 'bio'. We found 15 unique SLDs after filtering. A total of 74726 records were considered representative and they are 81.045% of the gTLD dump. Since the total number of records for this gTLD is 74726, there are 0 non-representative records (NRep). In addition, this set comprises 3.06E−5 of the entire data-set. Table 2.92 shows the corresponding SLDs ordered by the level of importance. Figure 2.183 shows the record count (PPM) for each representative SLD. Figure 2.184 shows the binned scatter-plot of srcDiv and sldDiv.

► { .bio }  
 Total SLDs: 15  
 a-sldDiv: 81.045%  
 a-oR: 0.003%  
 NRep: 0

Individual SLD descriptors for gTLD: {bio}										
SLD	count	sldDiv	$\phi$ -sldDiv	ipcount	srcDiv	$\phi$ -srcDiv	oR	a-srcDiv	a-oR	rem
magellan	0.015	0.168	1.000	8.68E-4	0.056	0.007	6.34E-6	0.168	6.34E-6	59250
INCATB	0.014	0.157	1.000	0.001	0.073	0.011	5.92E-6	0.324	1.23E-5	44809
INCATF	0.012	0.132	1.000	0.002	0.137	0.027	4.97E-6	0.456	1.72E-5	32680
shantha	0.006	0.065	1.000	0.001	0.182	0.040	2.46E-6	0.521	1.97E-5	26689
RANDOM13	0.005	0.057	1.000	6.46E-4	0.123	0.022	2.16E-6	0.578	2.18E-5	21430
INVALID	0.004	0.040	1.000	4.34E-4	0.116	0.021	1.53E-6	0.619	2.34E-5	17696
RANDOM10	0.004	0.040	1.000	3.91E-4	0.105	0.018	1.52E-6	0.659	2.49E-5	13978
INCATE	0.002	0.025	0.999	0.001	0.605	0.199	9.41E-7	0.684	2.58E-5	11683
INCATC	0.002	0.021	0.999	0.001	0.588	0.192	7.84E-7	0.704	2.66E-5	9771
oriental	0.002	0.020	0.999	6.3E-5	0.035	0.003	7.46E-7	0.724	2.74E-5	7950
gorelec	0.002	0.019	0.999	1E-5	0.006	2.2E-4	7.29E-7	0.744	2.81E-5	6170
wpad	0.002	0.018	0.999	3.44E-4	0.202	0.048	6.96E-7	0.762	2.88E-5	4471
prothena	0.002	0.017	0.999	1.47E-4	0.097	0.016	6.24E-7	0.778	2.94E-5	2948
isatap	0.002	0.016	0.999	3.25E-4	0.214	0.050	6.22E-7	0.795	3E-5	1429
contabilid...	0.001	0.015	0.999	3.9E-5	0.027	0.002	5.86E-7	0.810	3.06E-5	0

Table 2.92: Top 15 most significant SLDs for gTLD 'bio'. The SLD list holds 81.045% of the entries found in the gTLD and 3.06E-5 of the total number of entries for the entire experiment. **count** represents the number of records found for the SLD (in parts per million). **sldDiv** is the raw count divided by the number of records of this gTLD dump file. **oR** is the ratio of raw count to the total number of records of the experiment.  **$\phi$ -sldDiv** represents the  $\phi$  percentile of sldDiv on the entire data-set. **a-srcDiv** is the cumulative srcDiv variable. **a-oR** is the cumulative oR.

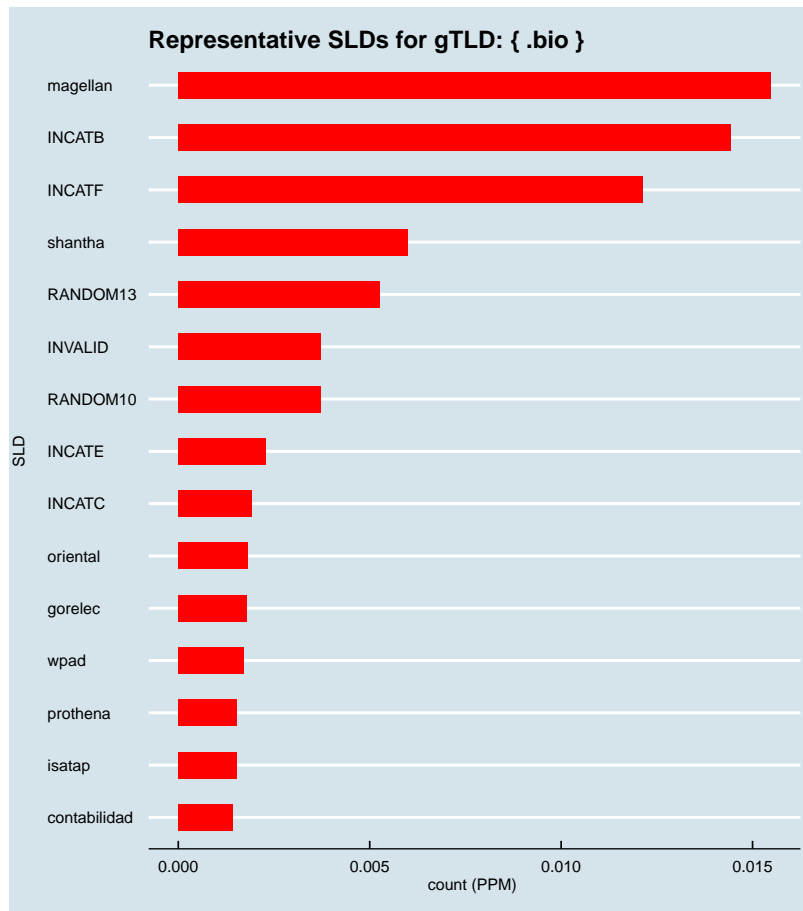


Figure 2.183: Representative SLDs for gTLD: { .bio }. The x axis displays number of times (in parts per million) the corresponding SLD (y axis) was found in the gTLD.

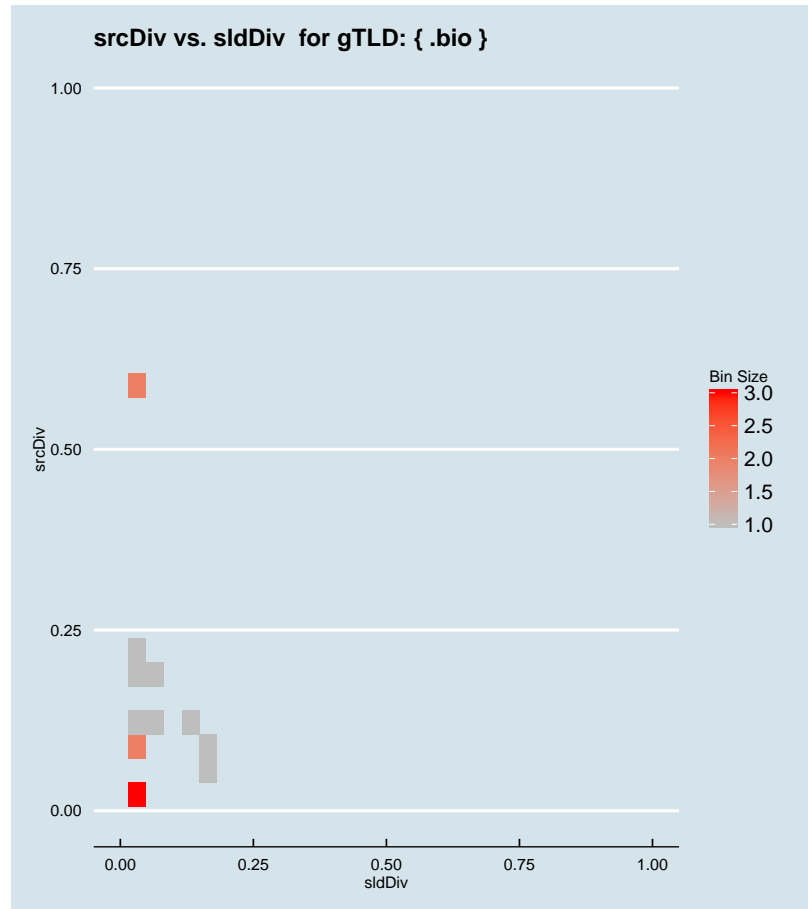


Figure 2.184: Binned scatter-plot of srcDiv and sldDiv for gTLD: { .bio }.

### :: 2.133 Representative SLDs for gTLD: { .black }

In this section, we collect representative SLDs related to gTLD: 'black'. We found 13 unique SLDs after filtering. A total of 107622 records were considered representative and they are 70.377% of the gTLD dump. Since the total number of records for this gTLD is 107622, there are 0 non-representative records (NRep). In addition, this set comprises  $4.41E-5$  of the entire data-set. Table 2.93 shows the corresponding SLDs ordered by the level of importance. Figure 2.185 shows the record count (PPM) for each representative SLD. Figure 2.186 shows the binned scatter-plot of srcDiv and sldDiv.

► { .black }  
Total SLDs: 13  
a-sldDiv: 70.377%  
a-oR: 0.004%  
NRep: 0

Individual SLD descriptors for gTLD: {black}										
SLD	count	sldDiv	$\phi$ -sldDiv	ipcount	srcDiv	$\phi$ -srcDiv	oR	a-srcDiv	a-oR	rem
INCATB	0.025	0.161	1.000	0.003	0.118	0.022	1.01E-5	0.161	1.01E-5	82936
INVALID	0.024	0.158	1.000	0.002	0.083	0.013	9.9E-6	0.319	2E-5	58778
SHORTSLD	0.014	0.094	1.000	6.96E-4	0.048	0.006	5.9E-6	0.414	2.59E-5	44371
RANDOM10	0.009	0.059	1.000	0.002	0.168	0.037	3.68E-6	0.472	2.96E-5	35394
RANDOM13	0.007	0.047	1.000	7.9E-4	0.110	0.019	2.95E-6	0.519	3.26E-5	28184
wpad	0.007	0.043	1.000	0.001	0.216	0.051	2.67E-6	0.562	3.52E-5	21665
isatap	0.005	0.031	1.000	0.001	0.258	0.066	1.96E-6	0.593	3.72E-5	16892
INCATC	0.004	0.028	0.999	0.001	0.326	0.082	1.75E-6	0.621	3.89E-5	12619
178	0.004	0.026	0.999	9.9E-5	0.025	0.002	1.64E-6	0.647	4.06E-5	8612
INCATE	0.003	0.023	0.999	0.002	0.661	0.208	1.42E-6	0.670	4.2E-5	5159
sprint	0.002	0.011	0.999	0.001	0.680	0.233	7.2E-7	0.682	4.27E-5	3401
INCATD	0.002	0.011	0.999	1.61E-4	0.093	0.015	7.11E-7	0.693	4.34E-5	1666
labo2012	0.002	0.011	0.999	3.23E-4	0.194	0.043	6.83E-7	0.704	4.41E-5	0

Table 2.93: Top 13 most significant SLDs for gTLD 'black'. The SLD list holds 70.377% of the entries found in the gTLD and 4.41E-5 of the total number of entries for the entire experiment. **count** represents the number of records found for the SLD (in parts per million). **sldDiv** is the raw count divided by the number of records of this gTLD dump file. **oR** is the ratio of raw count to the total number of records of the experiment.  **$\phi$ -sldDiv** represents the  $\phi$  percentile of sldDiv on the entire data-set. **a-srcDiv** is the cumulative srcDiv variable. **a-oR** is the cumulative oR.



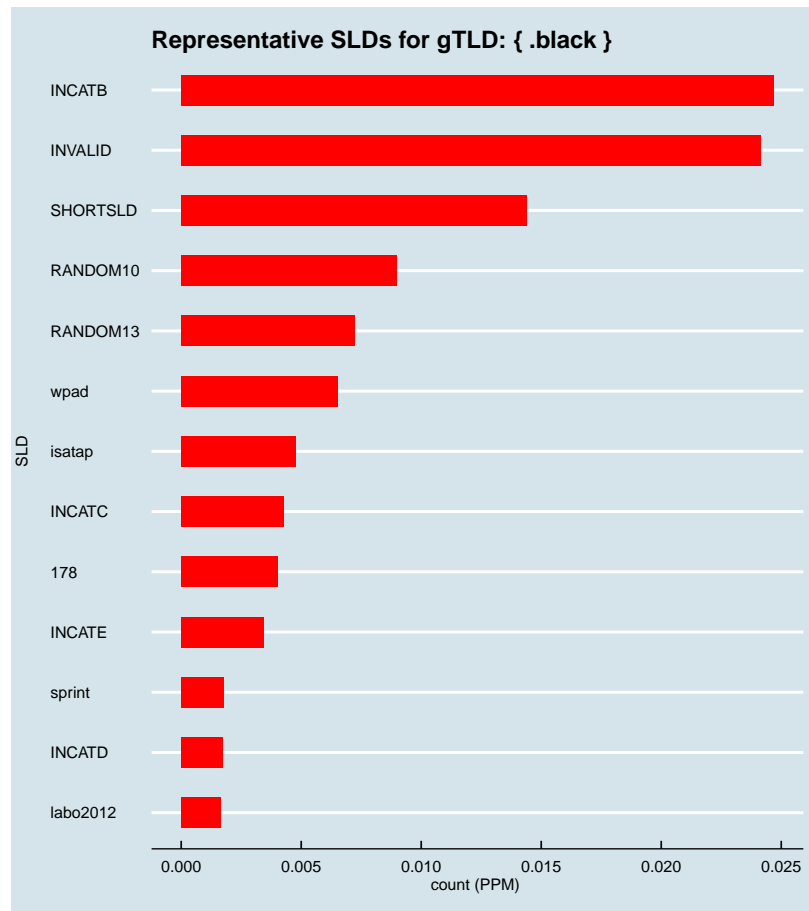


Figure 2.185: Representative SLDs for gTLD: { .black }. The  $x$  axis displays number of times (in parts per million) the corresponding SLD ( $y$  axis) was found in the gTLD.

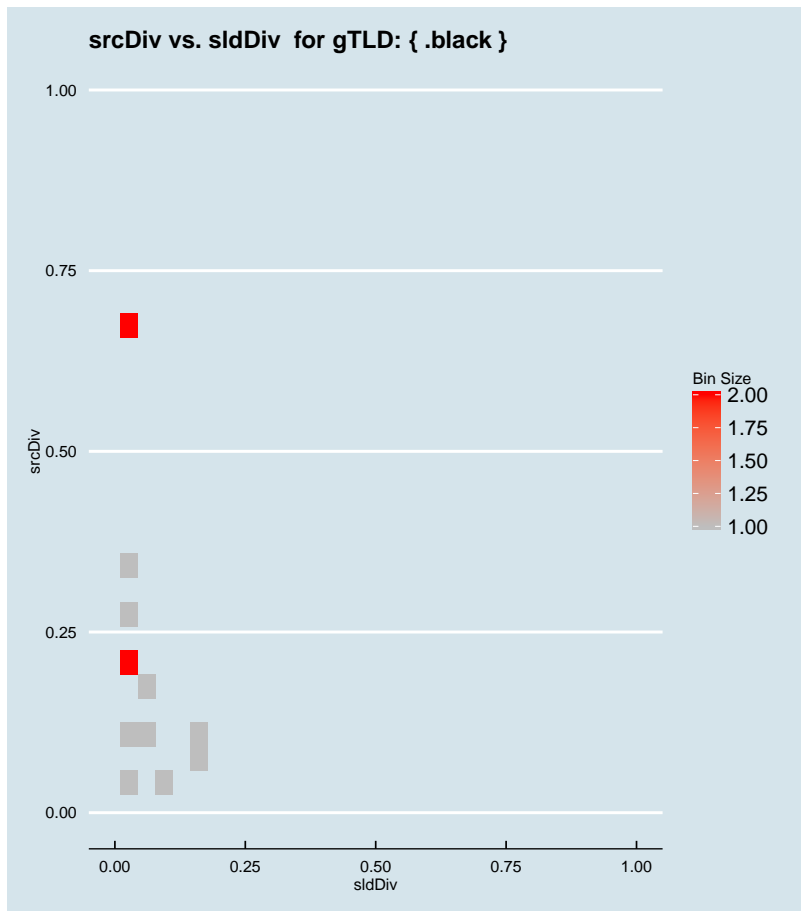


Figure 2.186: Binned scatter-plot of srcDiv and sldDiv for gTLD: {.black}.

### :: 2.134 Representative SLDs for gTLD: {.blackfriday}

In this section, we collect representative SLDs related to gTLD: 'blackfriday'. We found 0 unique SLDs after filtering. A total of 0 records were considered representative and they are 0.000% of the gTLD dump. Since the total number of records for this gTLD is 0, there are 0 non-representative records (NRep). In addition, this set comprises 0E0 of the entire data-set.

► {.blackfriday}  
 Total SLDs: 0  
 a-sldDiv: 0.000%  
 a-oR: 0.000%  
 NRep: 0

### :: 2.135 Representative SLDs for gTLD: {.blanco}

In this section, we collect representative SLDs related to gTLD: 'blanco'. We found 5

► {.blanco}  
 Total SLDs: 5  
 a-sldDiv: 89.815%  
 a-oR: 0.003%  
 NRep: 0

unique SLDs after filtering. A total of 78349 records were considered representative and they are 89.815% of the gTLD dump. Since the total number of records for this gTLD is 78349, there are 0 non-representative records (NRep). In addition, this set comprises  $3.21E-5$  of the entire data-set. Table 2.94 shows the corresponding SLDs ordered by the level of importance. Figure 2.187 shows the record count (PPM) for each representative SLD. Figure 2.188 shows the binned scatter-plot of srcDiv and sldDiv.

Individual SLD descriptors for gTLD: {blanco}										
SLD	count	sldDiv	$\phi$ -sldDiv	ipcount	srcDiv	$\phi$ -srcDiv	oR	a-srcDiv	a-oR	rem
INCATB	0.070	0.806	1.000	0.003	0.036	0.003	$2.88E-5$	0.806	$2.88E-5$	8030
RANDOM10	0.003	0.031	1.000	$3.13E-4$	0.118	0.021	$1.09E-6$	0.837	$2.99E-5$	5369
INVALID	0.002	0.026	0.999	$3.77E-4$	0.168	0.037	$9.18E-7$	0.862	$3.08E-5$	3130
RANDOM13	0.002	0.020	0.999	$3.24E-4$	0.182	0.039	$7.32E-7$	0.883	$3.16E-5$	1345
wpad	0.001	0.015	0.999	$3.44E-4$	0.256	0.066	$5.51E-7$	0.898	$3.21E-5$	0

Table 2.94: Top 5 most significant SLDs for gTLD 'blanco'. The SLD list holds 89.815% of the entries found in the gTLD and  $3.21E-5$  of the total number of entries for the entire experiment. **count** represents the number of records found for the SLD (in parts per million). **sldDiv** is the raw count divided by the number of records of this gTLD dump file. **oR** is the ratio of raw count to the total number of records of the experiment.  **$\phi$ -sldDiv** represents the  $\phi$  percentile of sldDiv on the entire data-set. **a-srcDiv** is the cumulative srcDiv variable. **a-oR** is the cumulative oR.

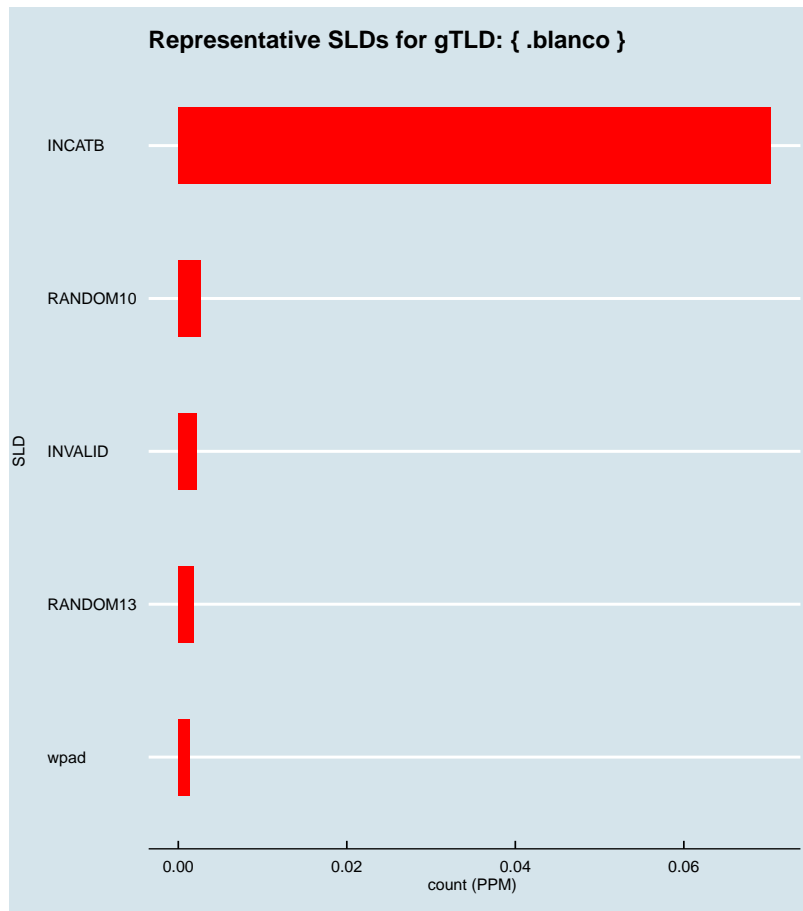


Figure 2.187: Representative SLDs for gTLD: { .blanco }. The *x* axis displays number of times (in parts per million) the corresponding SLD (*y* axis) was found in the gTLD.

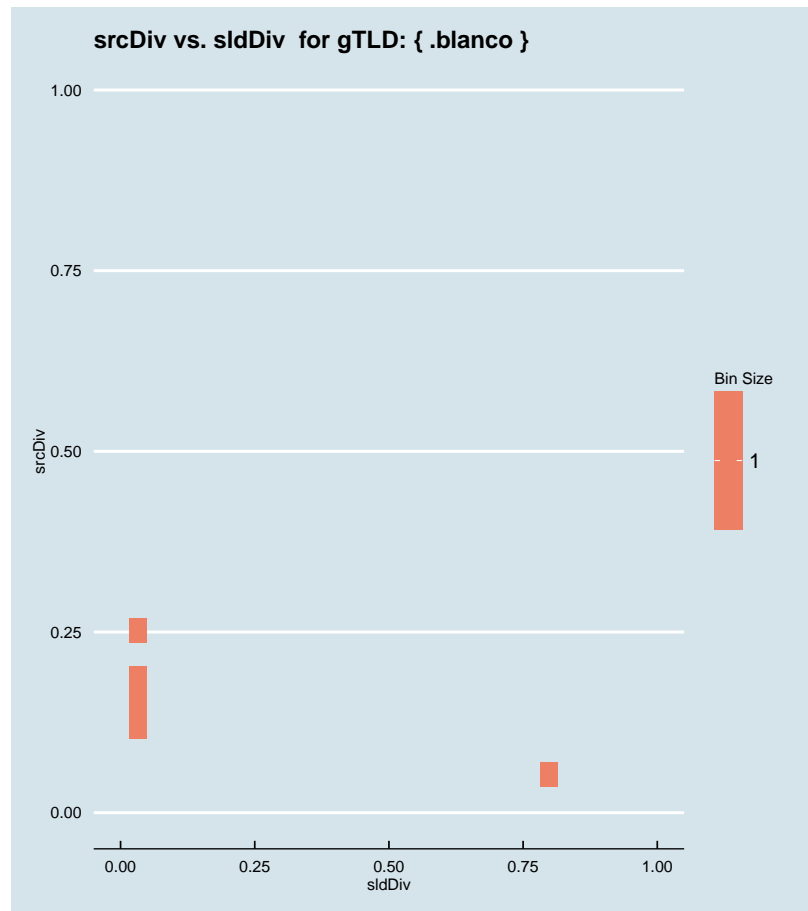


Figure 2.188: Binned scatter-plot of srcDiv and sldDiv for gTLD: { .blanco }.

### ∴ 2.136 Representative SLDs for gTLD: { .blockbuster }

In this section, we collect representative SLDs related to gTLD: 'blockbuster'. We found 0 unique SLDs after filtering. A total of 0 records were considered representative and they are 0.000% of the gTLD dump. Since the total number of records for this gTLD is 0, there are 0 non-representative records (NRep). In addition, this set comprises 0E0 of the entire data-set.

► { .blockbuster }  
Total SLDs: 0  
a-sldDiv: 0.000%  
a-oR: 0.000%  
NRep: 0

### ∴ 2.137 Representative SLDs for gTLD: { .blog }

In this section, we collect representative SLDs related to gTLD: 'blog'. We found 42

► { .blog }  
Total SLDs: 42  
a-sldDiv: 39.537%  
a-oR: 0.014%  
NRep: 0

unique SLDs after filtering. A total of 332349 records were considered representative and they are 39.537% of the gTLD dump. Since the total number of records for this gTLD is 332349, there are 0 non-representative records (NRep). In addition, this set comprises  $1.36E-4$  of the entire data-set. Table 2.95 shows the corresponding SLDs ordered by the level of importance. Figure 2.189 shows the record count (PPM) for each representative SLD. Figure 2.190 shows the binned scatter-plot of srcDiv and sldDiv.

Individual SLD descriptors for gTLD: {blog}										
SLD	count	sldDiv	$\phi$ -sldDiv	ipcount	srcDiv	$\phi$ -srcDiv	oR	a-srcDiv	a-oR	rem
INCATC	0.074	0.088	1.000	0.008	0.106	0.018	3.01E-5	0.088	3.01E-5	258787
RANDOM10	0.039	0.047	1.000	0.010	0.242	0.057	1.61E-5	0.134	4.63E-5	219476
RANDOM13	0.028	0.034	1.000	0.004	0.148	0.030	1.16E-5	0.168	5.78E-5	191190
SHORTSLD	0.026	0.031	1.000	0.005	0.212	0.049	1.05E-5	0.198	6.84E-5	165550
INCATB	0.025	0.030	1.000	0.008	0.324	0.081	1.03E-5	0.228	7.86E-5	140501
INCATD	0.023	0.028	0.999	0.004	0.182	0.039	9.5E-6	0.256	8.81E-5	117326
INVALID	0.012	0.014	0.999	0.002	0.180	0.039	4.88E-6	0.270	9.3E-5	105408
INCATE	0.011	0.013	0.999	0.006	0.514	0.178	4.41E-6	0.283	9.74E-5	94653
crochet-ma...	0.010	0.012	0.999	0.004	0.420	0.116	4.2E-6	0.295	1.02E-4	84408
radioarvil...	0.007	0.009	0.999	0.002	0.295	0.075	3.06E-6	0.304	1.05E-4	76952
flyergang	0.006	0.007	0.999	0.002	0.364	0.101	2.5E-6	0.311	1.07E-4	70844
jogadoresl...	0.006	0.007	0.999	0.002	0.312	0.079	2.33E-6	0.318	1.09E-4	65164
extremefai...	0.005	0.006	0.999	0.002	0.463	0.126	2.15E-6	0.324	1.12E-4	59919
ministerio...	0.004	0.005	0.999	0.002	0.373	0.102	1.74E-6	0.329	1.13E-4	55673
backupinmy...	0.004	0.005	0.999	0.001	0.266	0.067	1.58E-6	0.334	1.15E-4	51824
kandeethem...	0.004	0.005	0.999	0.002	0.626	0.204	1.57E-6	0.338	1.17E-4	48000
sweethoney...	0.003	0.003	0.998	4.93E-4	0.178	0.039	1.14E-6	0.342	1.18E-4	45227
itsjudytim...	0.003	0.003	0.998	0.002	0.614	0.200	1.13E-6	0.345	1.19E-4	42473
cintiadiss...	0.003	0.003	0.998	6.43E-4	0.252	0.065	1.05E-6	0.348	1.2E-4	39921
naver	0.002	0.003	0.998	9.36E-4	0.387	0.106	9.91E-7	0.351	1.21E-4	37503
best-remix...	0.002	0.003	0.998	9.79E-4	0.437	0.121	9.18E-7	0.353	1.22E-4	35262
mocha	0.002	0.003	0.998	3.78E-4	0.176	0.038	8.79E-7	0.356	1.23E-4	33116
Oldcore	0.002	0.003	0.998	0.002	0.723	0.241	8.63E-7	0.358	1.23E-4	31010
wendysulca...	0.002	0.002	0.998	8.27E-4	0.396	0.107	8.56E-7	0.361	1.24E-4	28920
mahen-theg...	0.002	0.002	0.998	9.13E-4	0.439	0.121	8.52E-7	0.363	1.25E-4	26840
comm	0.002	0.002	0.998	2.82E-4	0.136	0.027	8.47E-7	0.366	1.26E-4	24774
makeeeuppr...	0.002	0.002	0.998	9.14E-4	0.443	0.122	8.46E-7	0.368	1.27E-4	22709
hydro-carb...	0.002	0.002	0.998	0.001	0.567	0.186	8.27E-7	0.371	1.28E-4	20692
thestyle-o...	0.002	0.002	0.998	0.001	0.716	0.241	7.95E-7	0.373	1.29E-4	18751
cm1	0.002	0.002	0.998	0.001	0.731	0.243	6.88E-7	0.375	1.29E-4	17073
volpinprop...	0.002	0.002	0.998	0.001	0.749	0.244	6.88E-7	0.377	1.3E-4	15395
dearmakeup...	0.002	0.002	0.998	6.17E-4	0.402	0.114	6.29E-7	0.379	1.31E-4	13861
absolutesu...	0.002	0.002	0.998	7.67E-4	0.510	0.177	6.16E-7	0.381	1.31E-4	12358
videoingle...	0.001	0.002	0.998	5.41E-4	0.361	0.100	6.14E-7	0.382	1.32E-4	10859
gorilla	0.001	0.002	0.998	8.63E-4	0.576	0.190	6.14E-7	0.384	1.32E-4	9361

Table 2.95: Top 35 most significant SLDs for gTLD 'blog'. The SLD list holds 39.537% of the entries found in the gTLD and  $1.36E-4$  of the total number of entries for the entire experiment. **count** represents the number of records found for the SLD (in parts per million). **sldDiv** is the raw count divided by the number of records of this gTLD dump file. **oR** is the ratio of raw count to the total number of records of the experiment.  **$\phi$ -sldDiv** represents the  $\phi$  percentile of sldDiv on the entire data-set. **a-srcDiv** is the cumulative srcDiv variable. **a-oR** is the cumulative oR.

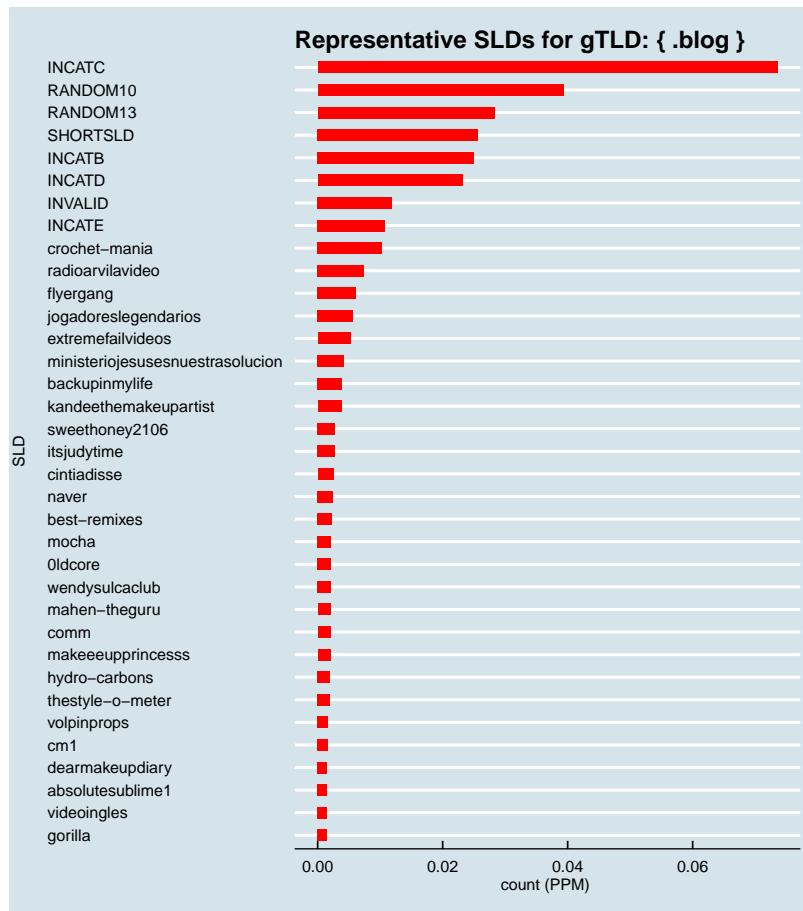


Figure 2.189: Representative SLDs for gTLD: { .blog }. The x axis displays number of times (in parts per million) the corresponding SLD (y axis) was found in the gTLD.



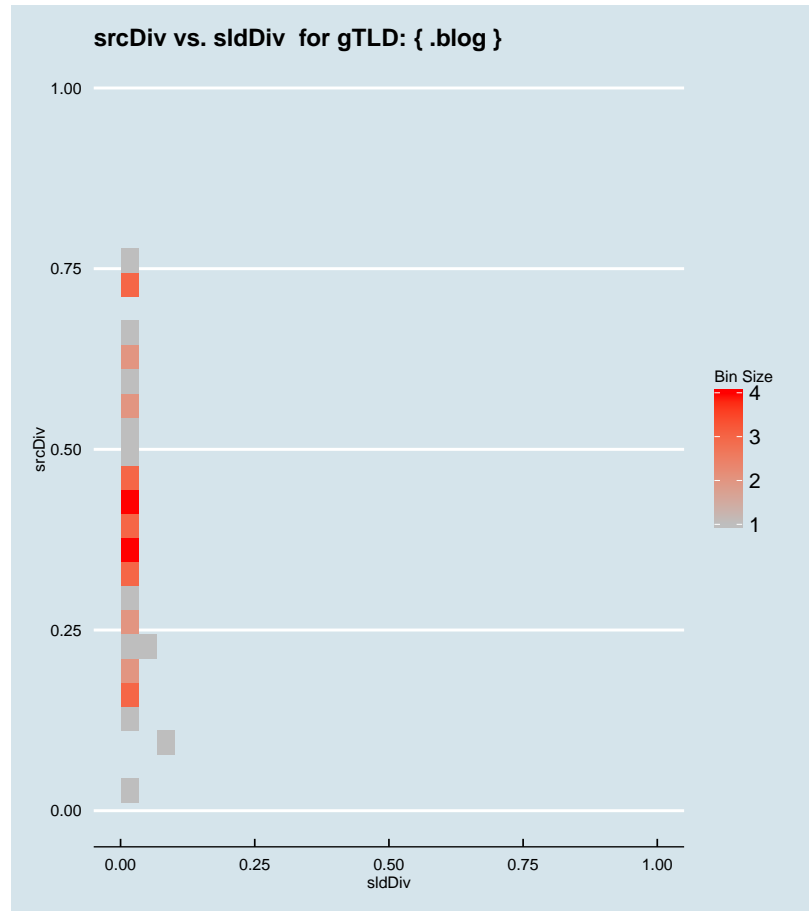


Figure 2.190: Binned scatter-plot of srcDiv and sldDiv for gTLD: { .blog }.

### :: 2.138 Representative SLDs for gTLD: { .bloomberg }

In this section, we collect representative SLDs related to gTLD: 'bloomberg'. We found 4 unique SLDs after filtering. A total of 17814 records were considered representative and they are 92.704% of the gTLD dump. Since the total number of records for this gTLD is 17814, there are 0 non-representative records (NRep). In addition, this set comprises 7.3E−6 of the entire data-set. Table 2.96 shows the corresponding SLDs ordered by the level of importance. Figure 2.191 shows the record count (PPM) for each representative SLD. Figure 2.192 shows the binned scatter-plot of srcDiv and sldDiv.

► { .bloomberg }  
Total SLDs: 4  
a-sldDiv: 92.704%  
a-oR: 0.001%  
NRep: 0

Individual SLD descriptors for gTLD: {bloomberg}										
SLD	count	sldDiv	$\phi$ -sldDiv	ipcount	srcDiv	$\phi$ -srcDiv	oR	a-srcDiv	a-oR	rem
addev	0.013	0.667	1.000	1.4E-5	0.001	1.91E-5	5.25E-6	0.667	5.25E-6	4994
INCATE	0.002	0.109	1.000	0.002	0.754	0.261	8.55E-7	0.776	6.11E-6	2907
INCATD	0.002	0.081	1.000	1.6E-5	0.010	5.16E-4	6.38E-7	0.857	6.75E-6	1350
RANDOM13	0.001	0.070	1.000	3.12E-4	0.231	0.055	5.53E-7	0.927	7.3E-6	0

Table 2.96: Top 4 most significant SLDs for gTLD 'bloomberg'. The SLD list holds 92.704% of the entries found in the gTLD and 7.3E-6 of the total number of entries for the entire experiment. **count** represents the number of records found for the SLD (in parts per million). **sldDiv** is the raw count divided by the number of records of this gTLD dump file. **oR** is the ratio of raw count to the total number of records of the experiment.  $\phi$ -**sldDiv** represents the  $\phi$  percentile of sldDiv on the entire data-set. **a-srcDiv** is the cumulative srcDiv variable. **a-oR** is the cumulative oR.

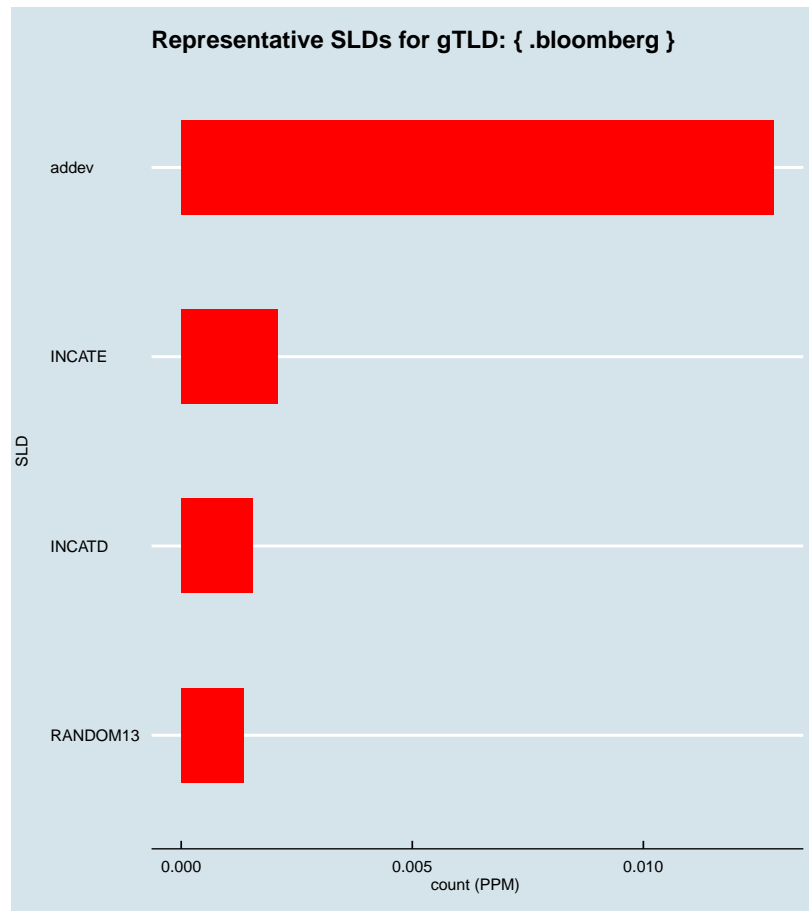


Figure 2.191: Representative SLDs for gTLD: { .bloomberg }. The  $x$  axis displays number of times (in parts per million) the corresponding SLD ( $y$  axis) was found in the gTLD.

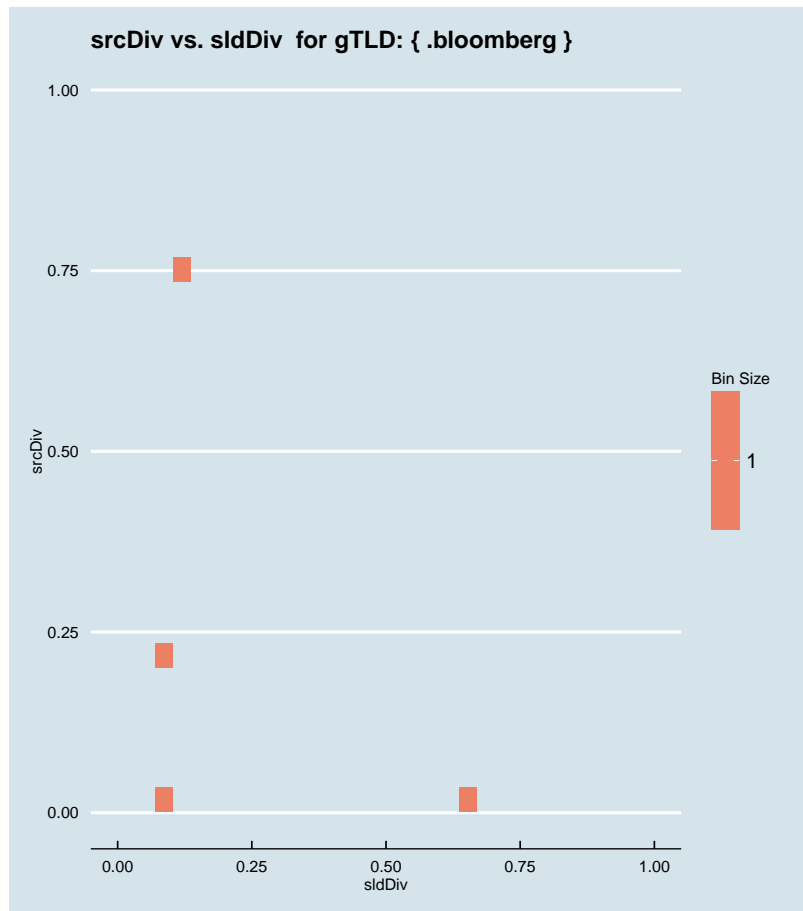


Figure 2.192: Binned scatter-plot of srcDiv and sldDiv for gTLD: {.bloomberg}.

### :: 2.139 Representative SLDs for gTLD: {.bloomingdales}

In this section, we collect representative SLDs related to gTLD: 'bloomingdales'. We found 0 unique SLDs after filtering. A total of 0 records were considered representative and they are 0.000% of the gTLD dump. Since the total number of records for this gTLD is 0, there are 0 non-representative records (NRep). In addition, this set comprises 0E0 of the entire data-set.

```
► {.bloomingdales}
Total SLDs: 0
a-sldDiv: 0.000%
a-oR: 0.000%
NRep: 0
```

### :: 2.140 Representative SLDs for gTLD: {.blue}

In this section, we collect representative SLDs related to gTLD: 'blue'. We found 15

```
► {.blue}
Total SLDs: 15
a-sldDiv: 76.436%
a-oR: 0.005%
NRep: 0
```

unique SLDs after filtering. A total of 116354 records were considered representative and they are 76.436% of the gTLD dump. Since the total number of records for this gTLD is 116354, there are 0 non-representative records (NRep). In addition, this set comprises  $4.77E-5$  of the entire data-set. Table 2.97 shows the corresponding SLDs ordered by the level of importance. Figure 2.193 shows the record count (PPM) for each representative SLD. Figure 2.194 shows the binned scatter-plot of srcDiv and sldDiv.

Individual SLD descriptors for gTLD: {blue}										
SLD	count	sldDiv	$\phi$ -sldDiv	ipcount	srcDiv	$\phi$ -srcDiv	oR	a-srcDiv	a-oR	rem
INVALID	0.038	0.250	1.000	0.003	0.070	0.010	$1.56E-5$	0.250	$1.56E-5$	78297
RANDOM10	0.017	0.110	1.000	0.002	0.097	0.016	$6.85E-6$	0.360	$2.24E-5$	61573
INCATB	0.014	0.090	1.000	0.002	0.155	0.032	$5.6E-6$	0.450	$2.8E-5$	47909
INCATF	0.009	0.062	1.000	$5.32E-4$	0.057	0.007	$3.84E-6$	0.511	$3.19E-5$	38528
RANDOM13	0.009	0.060	1.000	$8.38E-4$	0.091	0.015	$3.76E-6$	0.572	$3.57E-5$	29351
wpad	0.008	0.052	1.000	0.002	0.201	0.048	$3.27E-6$	0.624	$3.89E-5$	21372
isatap	0.005	0.035	1.000	0.002	0.283	0.071	$2.21E-6$	0.659	$4.11E-5$	15974
INCATE	0.004	0.026	0.999	0.002	0.571	0.187	$1.6E-6$	0.685	$4.27E-5$	12065
INCATC	0.003	0.021	0.999	0.001	0.349	0.097	$1.3E-6$	0.706	$4.4E-5$	8897
valued-pf3...	0.002	0.011	0.999	$7.6E-5$	0.044	0.005	$7.14E-7$	0.717	$4.48E-5$	7155
vext-m01	0.002	0.010	0.999	$1.4E-5$	0.009	$4.35E-4$	$6.34E-7$	0.728	$4.54E-5$	5608
vext-d01	0.002	0.010	0.999	$1.5E-5$	0.010	$4.87E-4$	$6.22E-7$	0.737	$4.6E-5$	4090
vext-d02	0.001	0.010	0.999	$1E-5$	0.007	$2.93E-4$	$5.95E-7$	0.747	$4.66E-5$	2639
resnet	0.001	0.009	0.999	$1.91E-4$	0.134	0.026	$5.83E-7$	0.756	$4.72E-5$	1216
SHORTSLD	0.001	0.008	0.999	$6.73E-4$	0.553	0.184	$4.98E-7$	0.764	$4.77E-5$	0

Table 2.97: Top 15 most significant SLDs for gTLD 'blue'. The SLD list holds 76.436% of the entries found in the gTLD and  $4.77E-5$  of the total number of entries for the entire experiment. **count** represents the number of records found for the SLD (in parts per million). **sldDiv** is the raw count divided by the number of records of this gTLD dump file. **oR** is the ratio of raw count to the total number of records of the experiment.  **$\phi$ -sldDiv** represents the  $\phi$  percentile of sldDiv on the entire data-set. **a-srcDiv** is the cumulative srcDiv variable. **a-oR** is the cumulative oR.

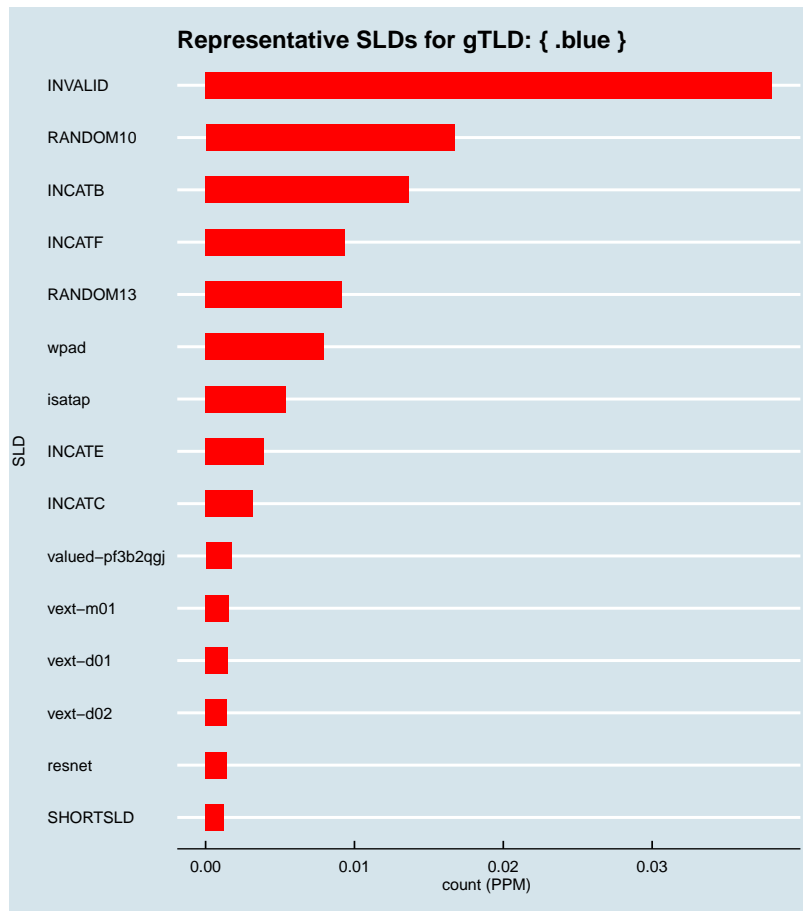


Figure 2.193: Representative SLDs for gTLD: { .blue }. The x axis displays number of times (in parts per million) the corresponding SLD (y axis) was found in the gTLD.

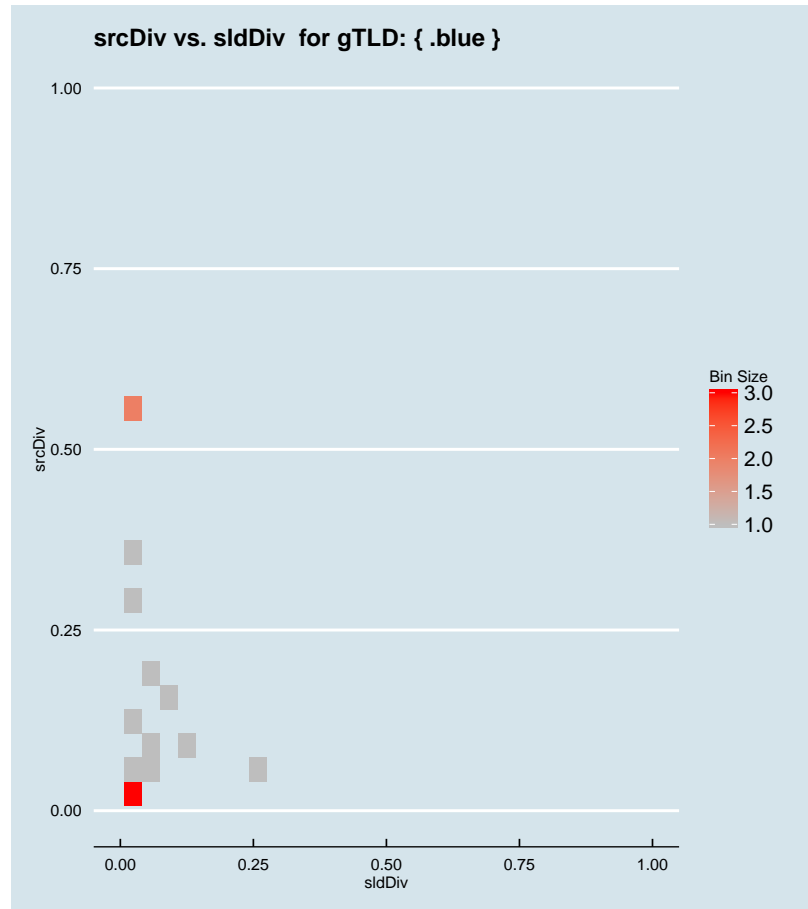


Figure 2.194: Binned scatter-plot of srcDiv and sldDiv for gTLD: { .blue }.

### :: 2.141 Representative SLDs for gTLD: { .bms }

In this section, we collect representative SLDs related to gTLD: 'bms'. We found 11 unique SLDs after filtering. A total of 45435 records were considered representative and they are 73.492% of the gTLD dump. Since the total number of records for this gTLD is 45435, there are 0 non-representative records (NRep). In addition, this set comprises 1.86E-5 of the entire data-set. Table 2.98 shows the corresponding SLDs ordered by the level of importance. Figure 2.195 shows the record count (PPM) for each representative SLD. Figure 2.196 shows the binned scatter-plot of srcDiv and sldDiv.

► { .bms }  
Total SLDs: 11  
a-sldDiv: 73.492%  
a-oR: 0.002%  
NRep: 0

Individual SLD descriptors for gTLD: {bms}										
SLD	count	sldDiv	$\phi$ -sldDiv	ipcount	srcDiv	$\phi$ -srcDiv	oR	a-srcDiv	a-oR	rem
INCATB	0.018	0.290	1.000	0.001	0.062	0.008	7.35E-6	0.290	7.35E-6	27500
INVALID	0.005	0.080	1.000	5.28E-4	0.107	0.019	2.03E-6	0.370	9.38E-6	22558
INCATF	0.005	0.077	1.000	3.98E-4	0.084	0.013	1.94E-6	0.447	1.13E-5	17824
RANDOM10	0.004	0.063	1.000	5.6E-4	0.143	0.027	1.61E-6	0.510	1.29E-5	13899
RANDOM13	0.004	0.061	1.000	5.23E-4	0.138	0.027	1.55E-6	0.571	1.45E-5	10115
wpad	0.002	0.036	1.000	5.72E-4	0.258	0.066	9.07E-7	0.607	1.54E-5	7902
andover	0.002	0.031	1.000	4.1E-5	0.021	0.002	7.91E-7	0.638	1.62E-5	5972
INCATC	0.002	0.026	0.999	2.32E-4	0.147	0.030	6.47E-7	0.664	1.68E-5	4392
isatap	0.001	0.024	0.999	5.68E-4	0.382	0.105	6.1E-7	0.688	1.74E-5	2904
npi796396	0.001	0.024	0.999	4E-6	0.003	8.23E-5	6.06E-7	0.712	1.8E-5	1425
finowfurt	0.001	0.023	0.999	5.1E-5	0.036	0.004	5.84E-7	0.735	1.86E-5	0

Table 2.98: Top 11 most significant SLDs for gTLD 'bms'. The SLD list holds 73.492% of the entries found in the gTLD and 1.86E-5 of the total number of entries for the entire experiment. **count** represents the number of records found for the SLD (in parts per million). **sldDiv** is the raw count divided by the number of records of this gTLD dump file. **oR** is the ratio of raw count to the total number of records of the experiment.  $\phi$ -**sldDiv** represents the  $\phi$  percentile of sldDiv on the entire data-set. **a-srcDiv** is the cumulative srcDiv variable. **a-oR** is the cumulative oR.



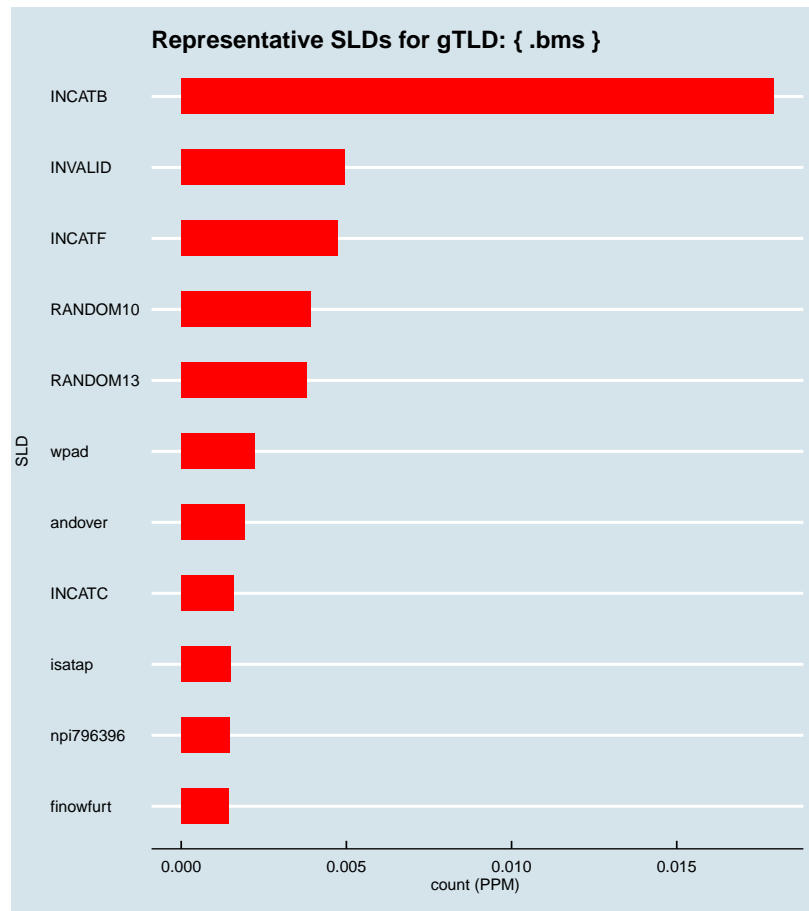


Figure 2.195: Representative SLDs for gTLD: { .bms }. The  $x$  axis displays number of times (in parts per million) the corresponding SLD ( $y$  axis) was found in the gTLD.

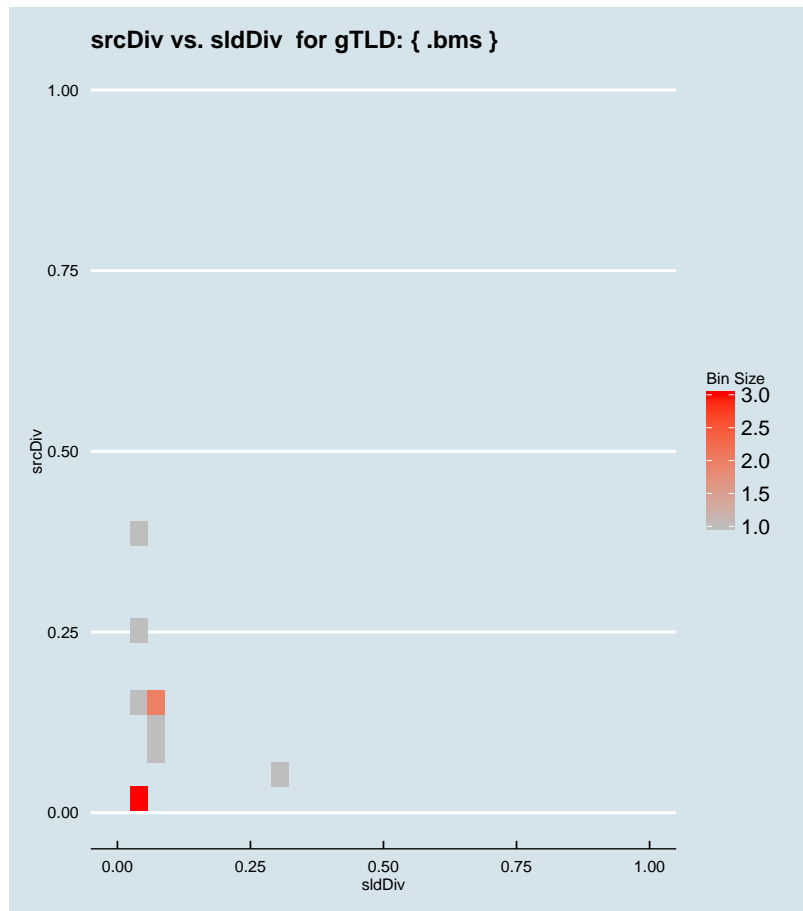


Figure 2.196: Binned scatter-plot of srcDiv and sldDiv for gTLD: { .bms }.

### :: 2.142 Representative SLDs for gTLD: { .bmw }

In this section, we collect representative SLDs related to gTLD: 'bmw'. We found 13 unique SLDs after filtering. A total of 42720 records were considered representative and they are 58.169% of the gTLD dump. Since the total number of records for this gTLD is 42720, there are 0 non-representative records (NRep). In addition, this set comprises 1.75E−5 of the entire data-set. Table 2.99 shows the corresponding SLDs ordered by the level of importance. Figure 2.197 shows the record count (PPM) for each representative SLD. Figure 2.198 shows the binned scatter-plot of srcDiv and sldDiv.

► { .bmw }  
 Total SLDs: 13  
 a-sldDiv: 58.169%  
 a-oR: 0.002%  
 NRep: 0

Individual SLD descriptors for gTLD: {.bmw}										
SLD	count	sldDiv	$\phi$ -sldDiv	ipcount	srcDiv	$\phi$ -srcDiv	oR	a-srcDiv	a-oR	rem
INVALID	0.008	0.108	1.000	0.001	0.137	0.027	3.25E-6	0.108	3.25E-6	34779
INCATF	0.006	0.087	1.000	3.93E-4	0.062	0.008	2.62E-6	0.195	5.87E-6	28396
RANDOM10	0.006	0.085	1.000	0.001	0.176	0.038	2.56E-6	0.280	8.43E-6	22152
RANDOM13	0.005	0.067	1.000	6.19E-4	0.125	0.024	2.02E-6	0.347	1.05E-5	17216
INCATE	0.003	0.042	1.000	0.002	0.671	0.232	1.26E-6	0.389	1.17E-5	14138
INCATB	0.003	0.041	1.000	0.001	0.355	0.098	1.22E-6	0.430	1.29E-5	11162
wpad	0.003	0.035	1.000	6.01E-4	0.235	0.055	1.05E-6	0.465	1.4E-5	8604
isatap	0.002	0.025	0.999	6.32E-4	0.340	0.096	7.61E-7	0.490	1.47E-5	6746
autopunkt	0.001	0.019	0.999	7E-6	0.005	1.82E-4	5.86E-7	0.509	1.53E-5	5315
INCATC	0.001	0.019	0.999	6.24E-4	0.438	0.121	5.84E-7	0.529	1.59E-5	3891
ouestauto2...	0.001	0.018	0.999	8.9E-5	0.066	0.009	5.56E-7	0.547	1.65E-5	2535
sdszdom01	0.001	0.018	0.999	1.04E-4	0.078	0.012	5.46E-7	0.565	1.7E-5	1202
sdmsdom04	0.001	0.016	0.999	5.7E-5	0.047	0.005	4.93E-7	0.582	1.75E-5	0

Table 2.99: Top 13 most significant SLDs for gTLD 'bmw'. The SLD list holds 58.169% of the entries found in the gTLD and 1.75E-5 of the total number of entries for the entire experiment. **count** represents the number of records found for the SLD (in parts per million). **sldDiv** is the raw count divided by the number of records of this gTLD dump file. **oR** is the ratio of raw count to the total number of records of the experiment.  **$\phi$ -sldDiv** represents the  $\phi$  percentile of sldDiv on the entire data-set. **a-srcDiv** is the cumulative srcDiv variable. **a-oR** is the cumulative oR.

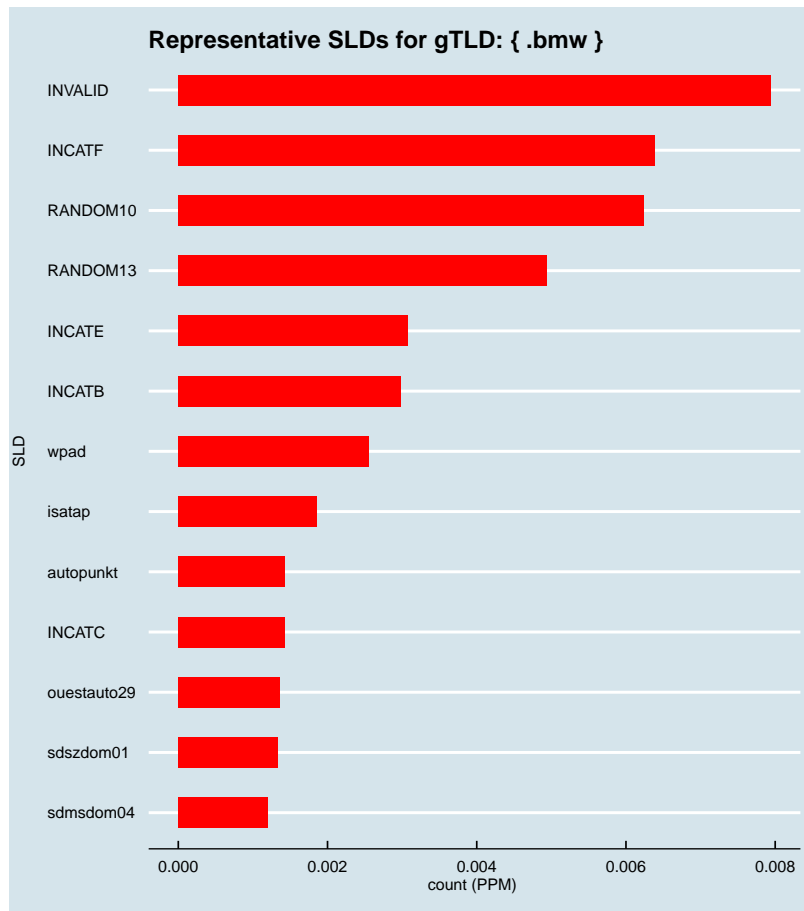


Figure 2.197: Representative SLDs for gTLD: { .bmw }. The x axis displays number of times (in parts per million) the corresponding SLD (y axis) was found in the gTLD.

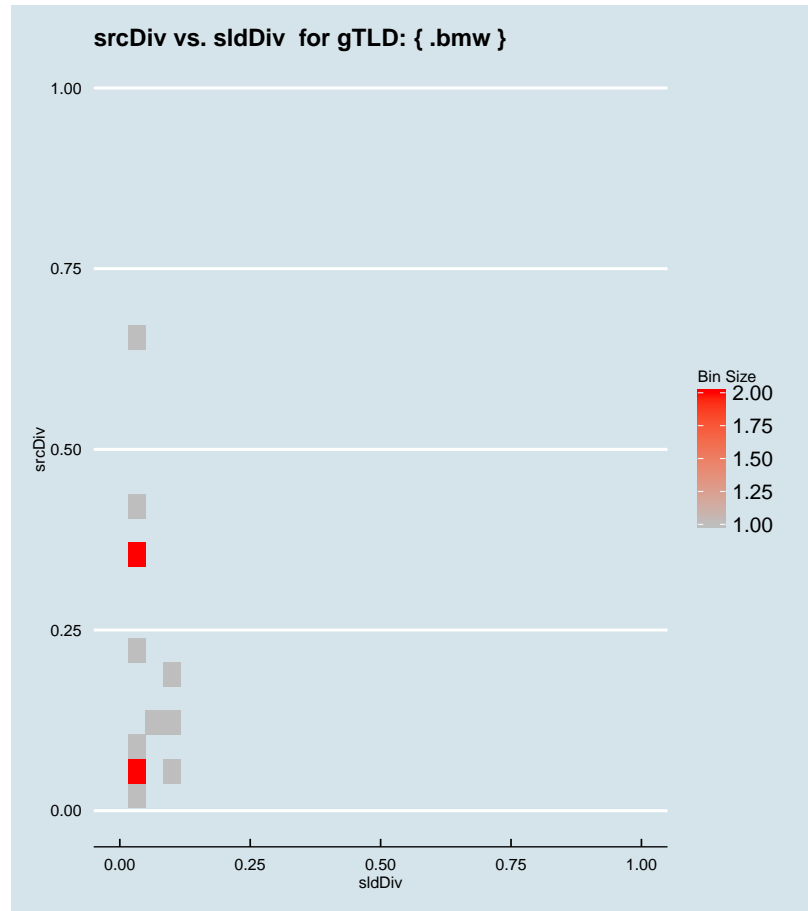


Figure 2.198: Binned scatter-plot of srcDiv and sldDiv for gTLD: { .bmw }.

### :: 2.143 Representative SLDs for gTLD: { .bnl }

In this section, we collect representative SLDs related to gTLD: 'bnl'. We found 10 unique SLDs after filtering. A total of 57590 records were considered representative and they are 83.490% of the gTLD dump. Since the total number of records for this gTLD is 57590, there are 0 non-representative records (NRep). In addition, this set comprises  $2.36E-5$  of the entire data-set. Table 2.100 shows the corresponding SLDs ordered by the level of importance. Figure 2.199 shows the record count (PPM) for each representative SLD. Figure 2.200 shows the binned scatter-plot of srcDiv and sldDiv.

► { .bnl }  
Total SLDs: 10  
a-sldDiv: 83.490%  
a-oR: 0.002%  
NRep: 0

Individual SLD descriptors for gTLD: {bnl}										
SLD	count	sldDiv	$\phi$ -sldDiv	ipcount	srcDiv	$\phi$ -srcDiv	oR	a-srcDiv	a-oR	rem
INCATF	0.018	0.263	1.000	6.07E-4	0.033	0.003	7.44E-6	0.263	7.44E-6	39431
manroland	0.010	0.149	1.000	4.56E-4	0.044	0.005	4.22E-6	0.413	1.17E-5	29130
INCATC	0.007	0.101	1.000	0.002	0.244	0.057	2.86E-6	0.514	1.45E-5	22160
osram	0.007	0.100	1.000	2.69E-4	0.039	0.004	2.81E-6	0.613	1.73E-5	15294
raben	0.004	0.059	1.000	1.68E-4	0.041	0.004	1.67E-6	0.672	1.9E-5	11222
manbia	0.003	0.046	1.000	1.7E-5	0.005	2.04E-4	1.3E-6	0.718	2.03E-5	8049
pandasecur...	0.002	0.034	1.000	1.79E-4	0.075	0.011	9.75E-7	0.753	2.13E-5	5671
RANDOM13	0.002	0.034	1.000	3.63E-4	0.153	0.031	9.7E-7	0.787	2.22E-5	3304
INCATB	0.002	0.024	0.999	3.82E-4	0.228	0.054	6.87E-7	0.811	2.29E-5	1627
INCATD	0.002	0.024	0.999	1.88E-4	0.116	0.021	6.67E-7	0.835	2.36E-5	0

Table 2.100: Top 10 most significant SLDs for gTLD 'bnl'. The SLD list holds 83.490% of the entries found in the gTLD and  $2.36E-5$  of the total number of entries for the entire experiment. **count** represents the number of records found for the SLD (in parts per million). **sldDiv** is the raw count divided by the number of records of this gTLD dump file. **oR** is the ratio of raw count to the total number of records of the experiment.  **$\phi$ -sldDiv** represents the  $\phi$  percentile of sldDiv on the entire data-set. **a-srcDiv** is the cumulative srcDiv variable. **a-oR** is the cumulative oR.

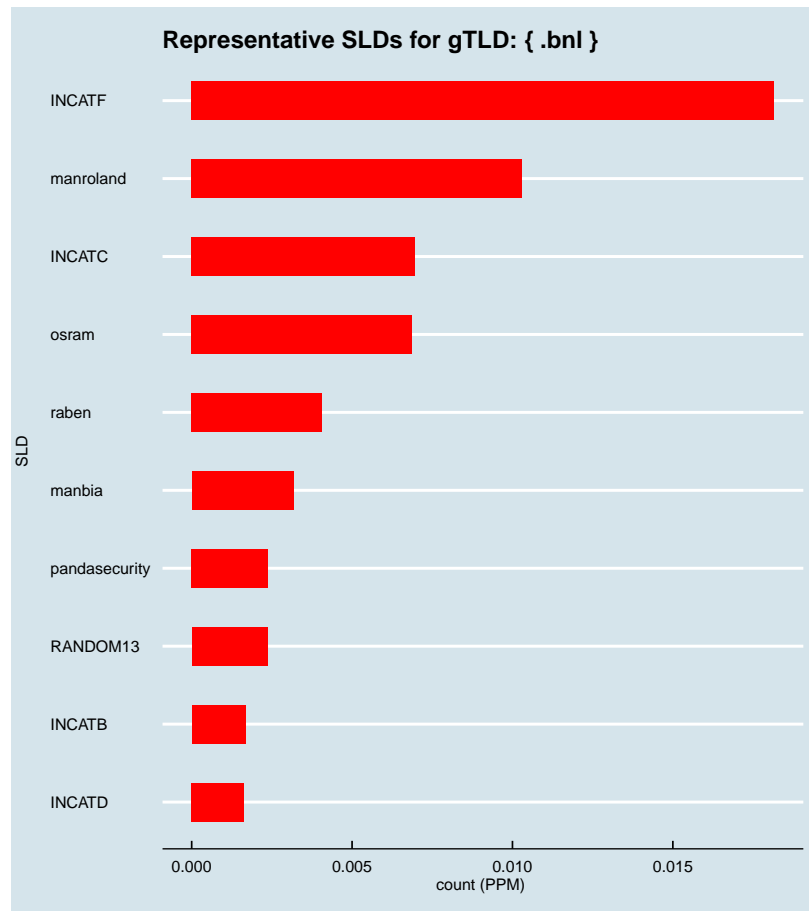


Figure 2.199: Representative SLDs for gTLD: { .bni }. The x axis displays number of times (in parts per million) the corresponding SLD (y axis) was found in the gTLD.

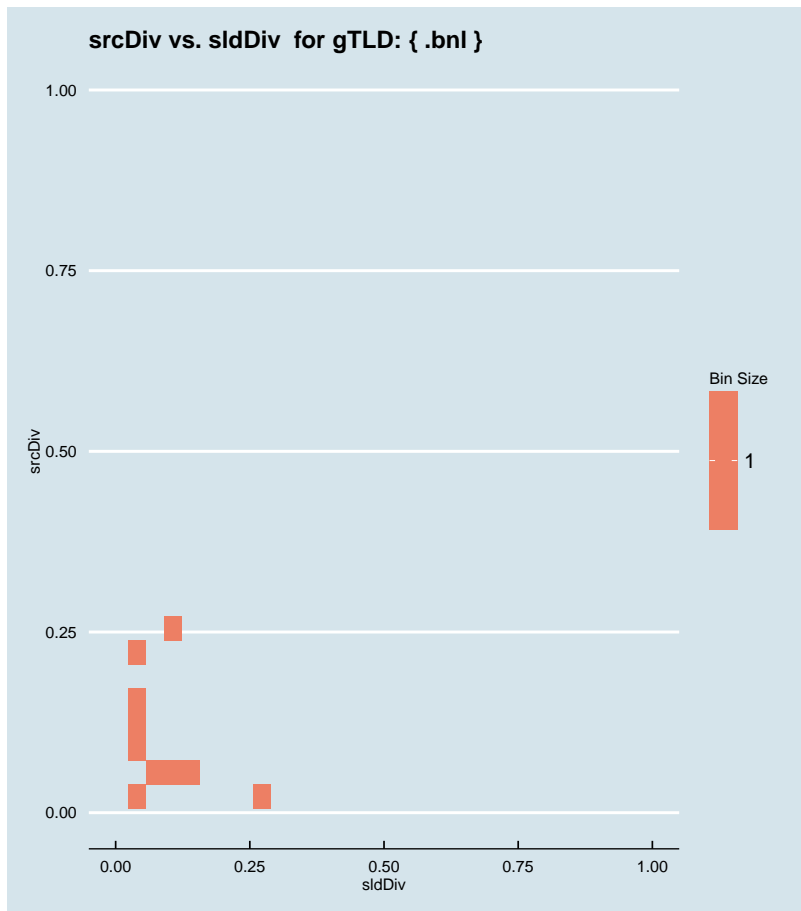


Figure 2.200: Binned scatter-plot of srcDiv and sldDiv for gTLD: {.bnl}.

### :: 2.144 Representative SLDs for gTLD: {.bnpparibas}

In this section, we collect representative SLDs related to gTLD: 'bnpparibas'. We found 1 unique SLDs after filtering. A total of 4431 records were considered representative and they are 58.673% of the gTLD dump. Since the total number of records for this gTLD is 4431, there are 0 non-representative records (NRep). In addition, this set comprises 1.82E−6 of the entire data-set. Table 2.101 shows the corresponding SLDs ordered by the level of importance. Figure 2.201 shows the record count (PPM) for each representative SLD. Figure 2.202 shows the binned scatter-plot of srcDiv and sldDiv.

► {.bnpparibas}  
 Total SLDs: 1  
 a-sldDiv: 58.673%  
 a-oR: 0.000%  
 NRep: 0



Individual SLD descriptors for gTLD: {bnpparibas}										
<b>SLD</b>	<b>count</b>	<b>sldDiv</b>	$\phi$ - <b>sldDiv</b>	<b>ipcount</b>	<b>srcDiv</b>	$\phi$ - <b>srcDiv</b>	<b>oR</b>	<b>a-srcDiv</b>	<b>a-oR</b>	<b>rem</b>
INCATB	0.004	0.587	1.000	7.38E-4	0.167	0.034	1.82E-6	0.587	1.82E-6	0

Table 2.101: Top 1 most significant SLDs for gTLD 'bnpparibas'. The SLD list holds 58.673% of the entries found in the gTLD and 1.82E-6 of the total number of entries for the entire experiment. **count** represents the number of records found for the SLD (in parts per million). **sldDiv** is the raw count divided by the number of records of this gTLD dump file. **oR** is the ratio of raw count to the total number of records of the experiment.  $\phi$ -**sldDiv** represents the  $\phi$  percentile of sldDiv on the entire data-set. **a-srcDiv** is the cumulative srcDiv variable. **a-oR** is the cumulative oR.




Figure 2.201: Representative SLDs for gTLD: { .bnpparibas}. The x axis displays number of times (in parts per million) the corresponding SLD (y axis) was found in the gTLD.

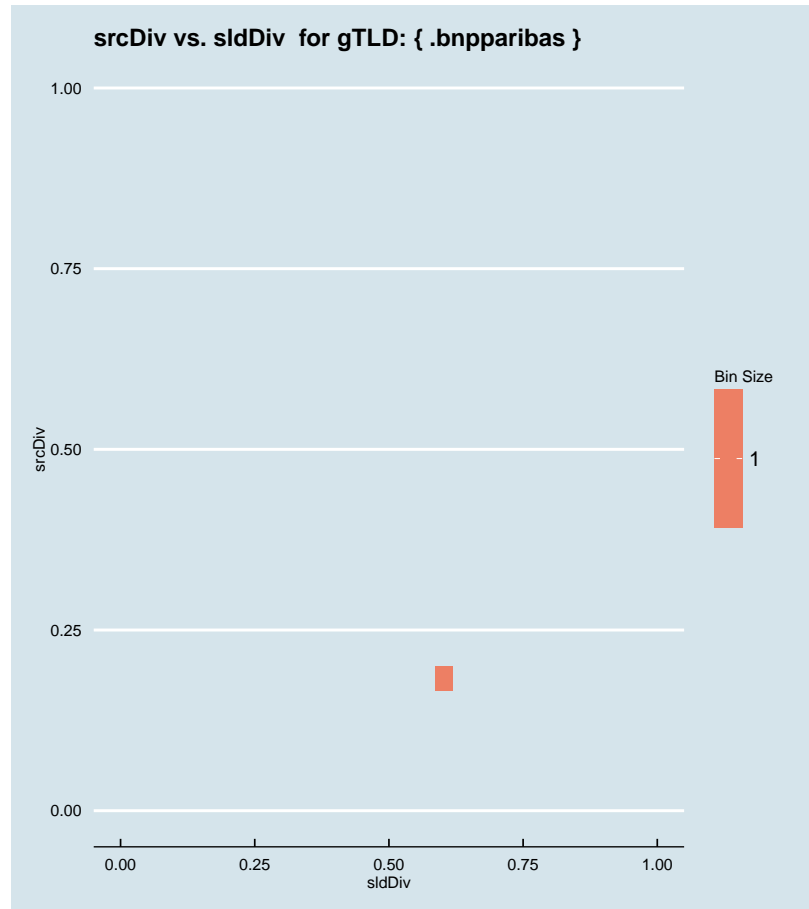


Figure 2.202: Binned scatter-plot of srcDiv and sldDiv for gTLD: { .bnpparibas}.

### :: 2.145 Representative SLDs for gTLD: { .boats }

In this section, we collect representative SLDs related to gTLD: 'boats'. We found 1 unique SLDs after filtering. A total of 1231 records were considered representative and they are 63.981% of the gTLD dump. Since the total number of records for this gTLD is 1231, there are 0 non-representative records (NRep). In addition, this set comprises  $5.04E-7$  of the entire data-set. Table 2.102 shows the corresponding SLDs ordered by the level of importance. Figure 2.203 shows the record count (PPM) for each representative SLD. Figure 2.204 shows the binned scatter-plot of srcDiv and sldDiv.

► { .boats }  
Total SLDs: 1  
a-sldDiv: 63.981%  
a-oR: 0.000%  
NRep: 0



Individual SLD descriptors for gTLD: {.boats}										
SLD	count	sldDiv	$\phi$ -sldDiv	ipcount	srcDiv	$\phi$ -srcDiv	oR	a-srcDiv	a-oR	rem
INVALID	0.001	0.640	1.000	9.9E-5	0.080	0.012	5.04E-7	0.640	5.04E-7	0

Table 2.102: Top 1 most significant SLDs for gTLD 'boats'. The SLD list holds 63.981% of the entries found in the gTLD and 5.04E-7 of the total number of entries for the entire experiment. **count** represents the number of records found for the SLD (in parts per million). **sldDiv** is the raw count divided by the number of records of this gTLD dump file. **oR** is the ratio of raw count to the total number of records of the experiment.  **$\phi$ -sldDiv** represents the  $\phi$  percentile of sldDiv on the entire data-set. **a-srcDiv** is the cumulative srcDiv variable. **a-oR** is the cumulative oR.

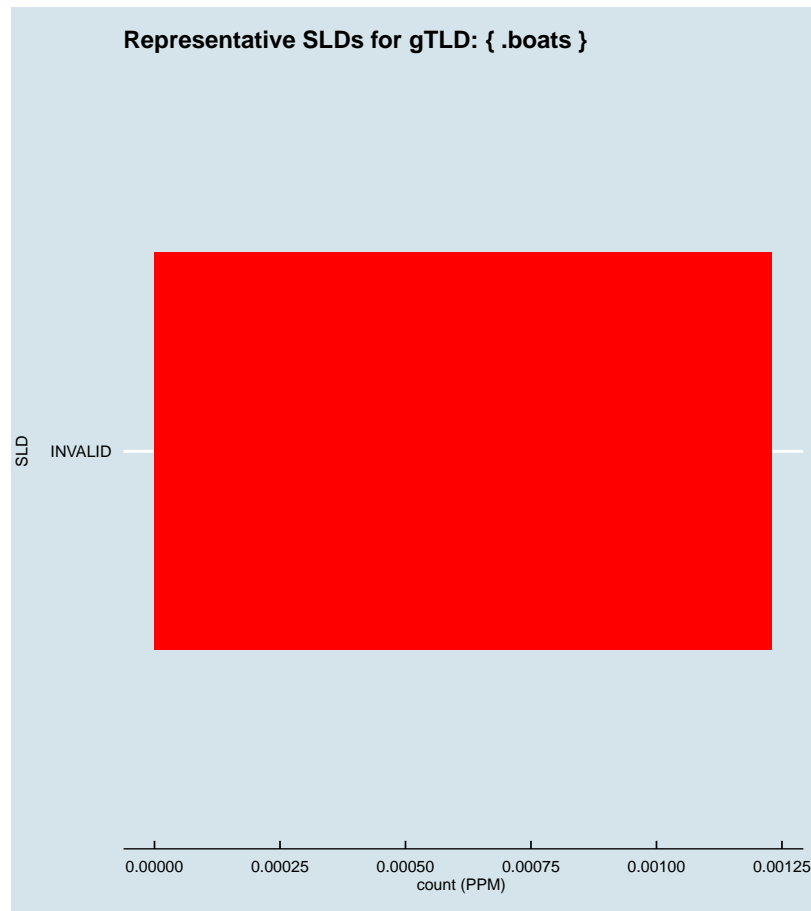


Figure 2.203: Representative SLDs for gTLD: { .boats}. The  $x$  axis displays number of times (in parts per million) the corresponding SLD ( $y$  axis) was found in the gTLD.

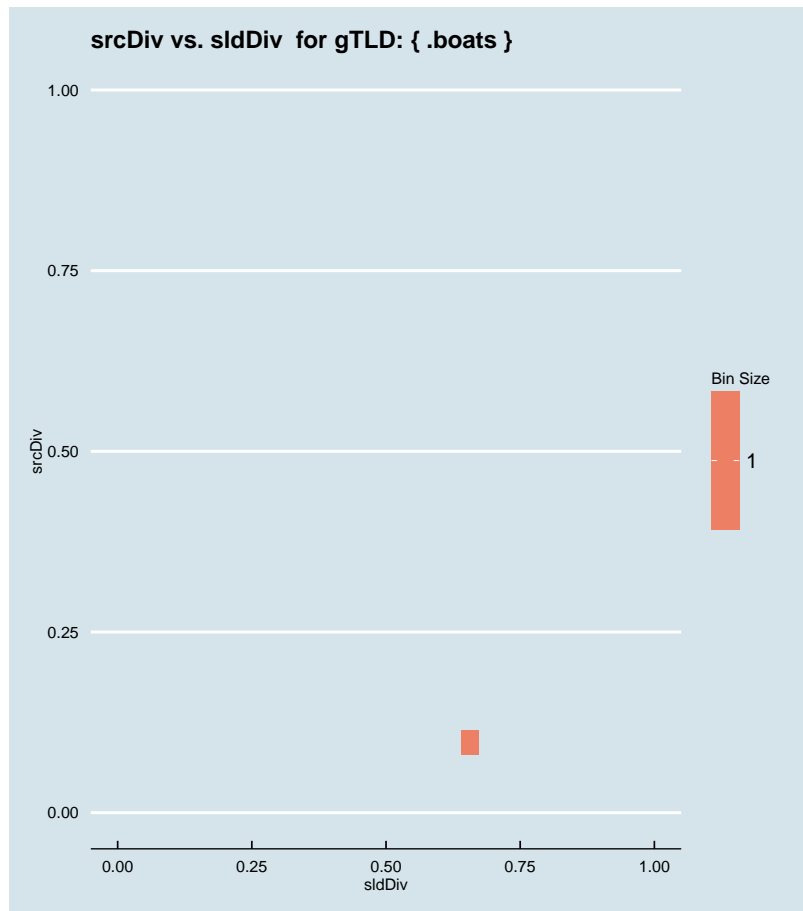


Figure 2.204: Binned scatter-plot of srcDiv and sldDiv for gTLD: {.boats}.

### :: 2.146 Representative SLDs for gTLD: {.boehringer}

In this section, we collect representative SLDs related to gTLD: 'boehringer'. We found 1 unique SLDs after filtering. A total of 1185 records were considered representative and they are 27.603% of the gTLD dump. Since the total number of records for this gTLD is 1185, there are 0 non-representative records (NRep). In addition, this set comprises  $4.86E-7$  of the entire data-set. Table 2.103 shows the corresponding SLDs ordered by the level of importance. Figure 2.205 shows the record count (PPM) for each representative SLD. Figure 2.206 shows the binned scatter-plot of srcDiv and sldDiv.

► {.boehringer}  
 Total SLDs: 1  
 a-sldDiv: 27.603%  
 a-oR: 0.000%  
 NRep: 0

Individual SLD descriptors for gTLD: {boehringer}										
SLD	count	sldDiv	$\phi$ -sldDiv	ipcount	srcDiv	$\phi$ -srcDiv	oR	a-srcDiv	a-oR	rem
INCATD	0.001	0.276	1.000	6E-6	0.005	1.9E-4	4.86E-7	0.276	4.86E-7	0

Table 2.103: Top 1 most significant SLDs for gTLD 'boehringer'. The SLD list holds 27.603% of the entries found in the gTLD and 4.86E-7 of the total number of entries for the entire experiment. **count** represents the number of records found for the SLD (in parts per million). **sldDiv** is the raw count divided by the number of records of this gTLD dump file. **oR** is the ratio of raw count to the total number of records of the experiment.  **$\phi$ -sldDiv** represents the  $\phi$  percentile of sldDiv on the entire data-set. **a-srcDiv** is the cumulative srcDiv variable. **a-oR** is the cumulative oR.




Figure 2.205: Representative SLDs for gTLD: { .boehringer }. The x axis displays number of times (in parts per million) the corresponding SLD (y axis) was found in the gTLD.



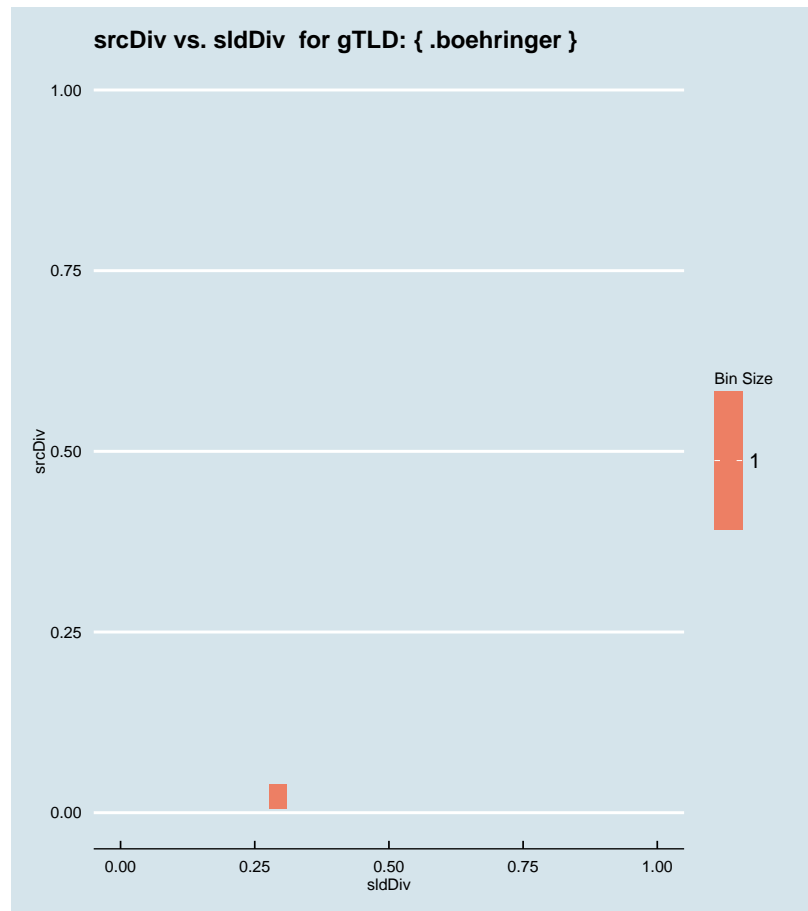


Figure 2.206: Binned scatter-plot of srcDiv and sldDiv for gTLD: { .boehringler }.

### ⚡ 2.147 Representative SLDs for gTLD: { .bofa }

In this section, we collect representative SLDs related to gTLD: 'bofa'. We found 0 unique SLDs after filtering. A total of 0 records were considered representative and they are 0.000% of the gTLD dump. Since the total number of records for this gTLD is 0, there are 0 non-representative records (NRep). In addition, this set comprises 0E0 of the entire data-set.

► { .bofa }  
Total SLDs: 0  
a-sldDiv: 0.000%  
a-oR: 0.000%  
NRep: 0

### ⚡ 2.148 Representative SLDs for gTLD: { .bom }

In this section, we collect representative SLDs related to gTLD: 'bom'. We found 19

► { .bom }  
Total SLDs: 19  
a-sldDiv: 73.870%  
a-oR: 0.013%  
NRep: 0

unique SLDs after filtering. A total of 305149 records were considered representative and they are 73.870% of the gTLD dump. Since the total number of records for this gTLD is 305149, there are 0 non-representative records (NRep). In addition, this set comprises  $1.25E-4$  of the entire data-set. Table 2.104 shows the corresponding SLDs ordered by the level of importance. Figure 2.207 shows the record count (PPM) for each representative SLD. Figure 2.208 shows the binned scatter-plot of srcDiv and sldDiv.

Individual SLD descriptors for gTLD: {bom}										
SLD	count	sldDiv	$\phi$ -sldDiv	ipcount	srcDiv	$\phi$ -srcDiv	oR	a-srcDiv	a-oR	rem
INVALID	0.112	0.271	1.000	0.002	0.018	0.001	4.59E-5	0.271	4.59E-5	193038
INCATC	0.077	0.187	1.000	0.016	0.213	0.050	3.17E-5	0.458	7.76E-5	115775
facebook	0.030	0.072	1.000	0.010	0.352	0.098	1.22E-5	0.531	8.98E-5	85959
SHORTSLD	0.018	0.043	1.000	0.005	0.265	0.067	7.29E-6	0.574	9.71E-5	68171
RANDOM13	0.017	0.040	1.000	9.59E-4	0.058	0.007	6.82E-6	0.614	1.04E-4	51533
INCATB	0.011	0.025	0.999	0.003	0.279	0.070	4.32E-6	0.639	1.08E-4	41002
vil	0.009	0.021	0.999	0.001	0.166	0.034	3.62E-6	0.661	1.12E-4	32176
RANDOM10	0.006	0.013	0.999	0.002	0.405	0.114	2.27E-6	0.674	1.14E-4	26644
blogspot	0.005	0.011	0.999	0.002	0.518	0.178	1.87E-6	0.685	1.16E-4	22087
trp	0.004	0.010	0.999	7.6E-5	0.019	0.001	1.62E-6	0.695	1.18E-4	18132
INCATF	0.004	0.009	0.999	4.86E-4	0.129	0.025	1.54E-6	0.704	1.19E-4	14368
bkuwenty	0.003	0.006	0.999	0.001	0.431	0.120	1.04E-6	0.710	1.2E-4	11840
zombie	0.002	0.006	0.999	1E-5	0.004	1.38E-4	1.02E-6	0.716	1.21E-4	9342
INCATE	0.002	0.006	0.999	0.001	0.514	0.178	9.36E-7	0.722	1.22E-4	7059
purevid	0.002	0.004	0.998	5.17E-4	0.319	0.081	6.65E-7	0.726	1.23E-4	5437
163	0.002	0.004	0.998	7.02E-4	0.449	0.124	6.41E-7	0.729	1.23E-4	3873
bol	0.001	0.003	0.998	4.87E-4	0.368	0.101	5.42E-7	0.733	1.24E-4	2551
bjnwcx	0.001	0.003	0.998	5.4E-5	0.041	0.004	5.36E-7	0.736	1.25E-4	1242
facewood	0.001	0.003	0.998	7.27E-4	0.585	0.191	5.09E-7	0.739	1.25E-4	0

Table 2.104: Top 19 most significant SLDs for gTLD 'bom'. The SLD list holds 73.870% of the entries found in the gTLD and  $1.25E-4$  of the total number of entries for the entire experiment. **count** represents the number of records found for the SLD (in parts per million). **sldDiv** is the raw count divided by the number of records of this gTLD dump file. **oR** is the ratio of raw count to the total number of records of the experiment.  **$\phi$ -sldDiv** represents the  $\phi$  percentile of sldDiv on the entire data-set. **a-srcDiv** is the cumulative srcDiv variable. **a-oR** is the cumulative oR.

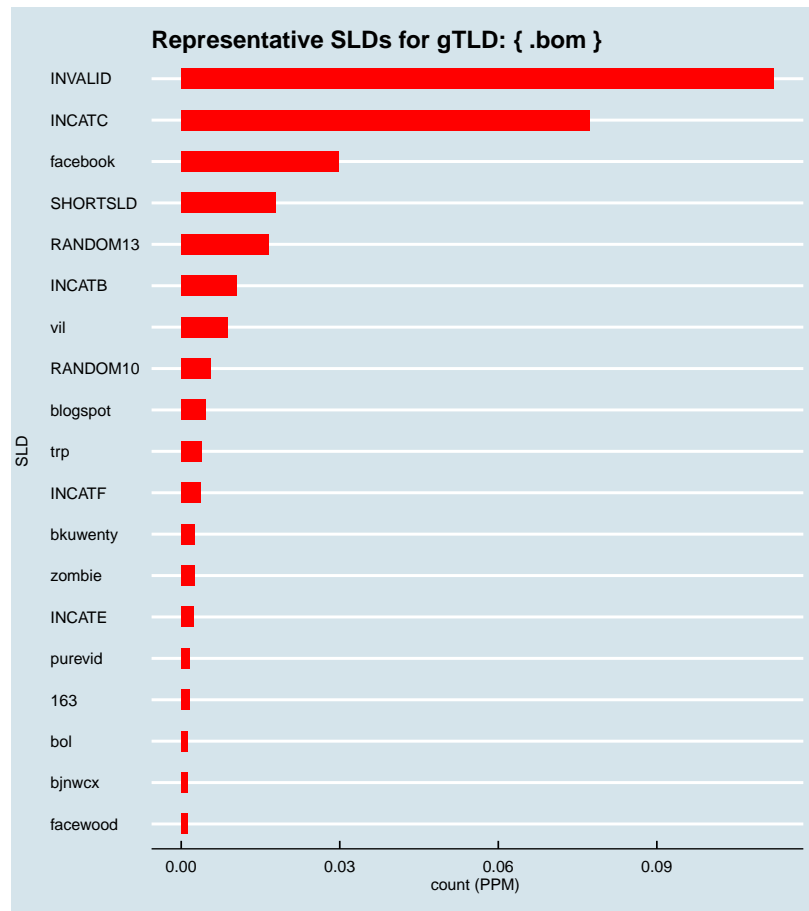


Figure 2.207: Representative SLDs for gTLD: { .bom }. The  $x$  axis displays number of times (in parts per million) the corresponding SLD ( $y$  axis) was found in the gTLD.

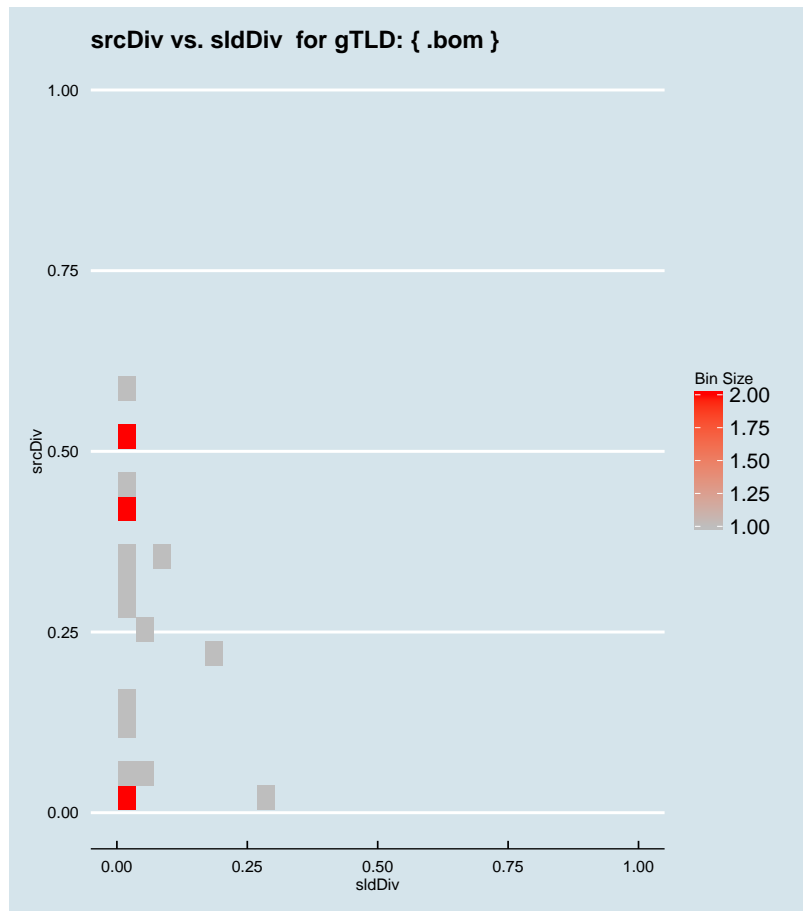


Figure 2.208: Binned scatter-plot of srcDiv and sldDiv for gTLD: { .bom }.

### :: 2.149 Representative SLDs for gTLD: { .bond }

In this section, we collect representative SLDs related to gTLD: 'bond'. We found 7 unique SLDs after filtering. A total of 17957 records were considered representative and they are 76.247% of the gTLD dump. Since the total number of records for this gTLD is 17957, there are 0 non-representative records (NRep). In addition, this set comprises  $7.36E-6$  of the entire data-set. Table 2.105 shows the corresponding SLDs ordered by the level of importance. Figure 2.209 shows the record count (PPM) for each representative SLD. Figure 2.210 shows the binned scatter-plot of srcDiv and sldDiv.

► { .bond }  
 Total SLDs: 7  
 a-sldDiv: 76.247%  
 a-oR: 0.001%  
 NRep: 0

Individual SLD descriptors for gTLD: {bond}										
SLD	count	sldDiv	$\phi$ -sldDiv	ipcount	srcDiv	$\phi$ -srcDiv	oR	a-srcDiv	a-oR	rem
INVALID	0.005	0.232	1.000	5.46E-4	0.100	0.016	2.24E-6	0.232	2.24E-6	12482
RANDOM10	0.004	0.188	1.000	4.05E-4	0.092	0.015	1.81E-6	0.420	4.05E-6	8064
wpad	0.002	0.092	1.000	5.18E-4	0.238	0.056	8.93E-7	0.513	4.95E-6	5886
INCATB	0.002	0.074	1.000	4.32E-4	0.248	0.057	7.13E-7	0.586	5.66E-6	4145
isatap	0.002	0.071	1.000	4.94E-4	0.297	0.076	6.81E-7	0.657	6.34E-6	2483
RANDOM13	0.001	0.054	1.000	3.53E-4	0.277	0.070	5.22E-7	0.711	6.86E-6	1209
INCATC	0.001	0.051	1.000	2.01E-4	0.166	0.034	4.95E-7	0.762	7.36E-6	0

Table 2.105: Top 7 most significant SLDs for gTLD 'bond'. The SLD list holds 76.247% of the entries found in the gTLD and 7.36E-6 of the total number of entries for the entire experiment. **count** represents the number of records found for the SLD (in parts per million). **sldDiv** is the raw count divided by the number of records of this gTLD dump file. **oR** is the ratio of raw count to the total number of records of the experiment.  $\phi$ -**sldDiv** represents the  $\phi$  percentile of sldDiv on the entire data-set. **a-srcDiv** is the cumulative srcDiv variable. **a-oR** is the cumulative oR.

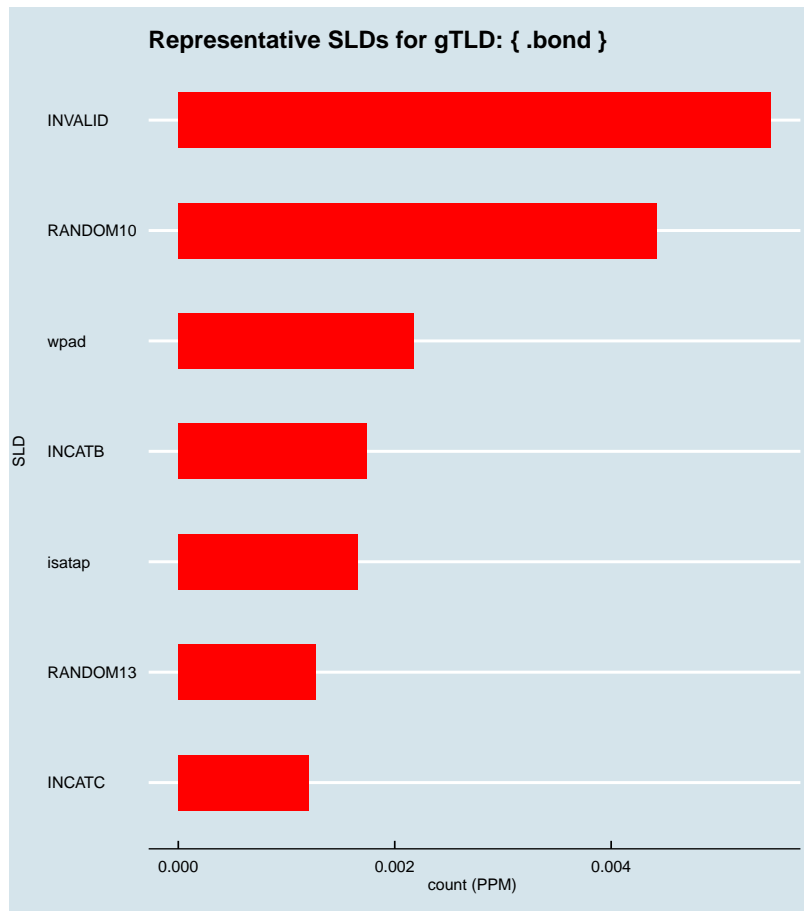


Figure 2.209: Representative SLDs for gTLD: { .bond }. The *x* axis displays number of times (in parts per million) the corresponding SLD (*y* axis) was found in the gTLD.

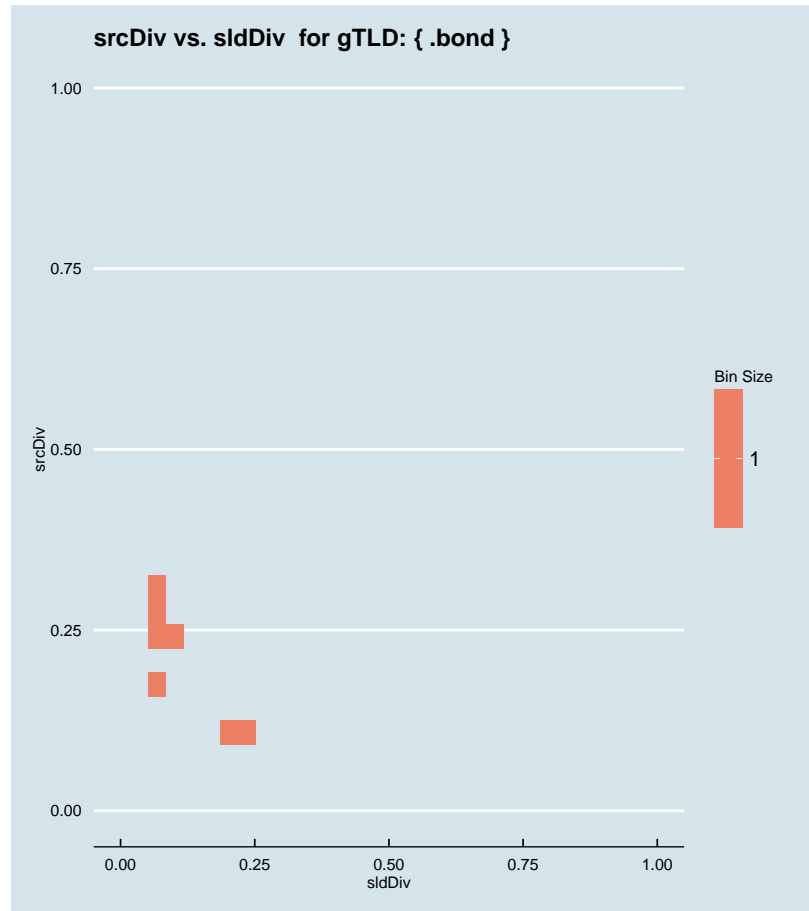


Figure 2.210: Binned scatter-plot of srcDiv and sldDiv for gTLD: { .bond }.

### :: 2.150 Representative SLDs for gTLD: { .boo }

In this section, we collect representative SLDs related to gTLD: 'boo'. We found 12 unique SLDs after filtering. A total of 65433 records were considered representative and they are 84.562% of the gTLD dump. Since the total number of records for this gTLD is 65433, there are 0 non-representative records (NRep). In addition, this set comprises  $2.68E-5$  of the entire data-set. Table 2.106 shows the corresponding SLDs ordered by the level of importance. Figure 2.211 shows the record count (PPM) for each representative SLD. Figure 2.212 shows the binned scatter-plot of srcDiv and sldDiv.

► { .boo }  
Total SLDs: 12  
a-sldDiv: 84.562%  
a-oR: 0.003%  
NRep: 0

Individual SLD descriptors for gTLD: {boo}										
SLD	count	sldDiv	$\phi$ -sldDiv	ipcount	srcDiv	$\phi$ -srcDiv	oR	a-srcDiv	a-oR	rem
boosth	0.015	0.194	1.000	2.52E-4	0.017	0.001	6.15E-6	0.194	6.15E-6	50433
RANDOM13	0.014	0.181	1.000	6.02E-4	0.043	0.005	5.73E-6	0.375	1.19E-5	36446
INCATC	0.005	0.071	1.000	0.002	0.310	0.079	2.24E-6	0.445	1.41E-5	30980
INCATF	0.005	0.070	1.000	3.66E-4	0.067	0.009	2.24E-6	0.516	1.64E-5	25525
INCATD	0.005	0.063	1.000	1.49E-4	0.031	0.003	1.99E-6	0.579	1.83E-5	20664
INVALID	0.005	0.059	1.000	5.65E-4	0.123	0.022	1.88E-6	0.638	2.02E-5	16084
INCATE	0.004	0.052	1.000	0.003	0.714	0.241	1.64E-6	0.690	2.19E-5	12073
boost	0.004	0.047	1.000	2.81E-4	0.078	0.012	1.48E-6	0.736	2.33E-5	8470
INCATB	0.003	0.044	1.000	0.001	0.340	0.096	1.39E-6	0.780	2.47E-5	5088
RANDOM10	0.002	0.025	0.999	5.44E-4	0.278	0.070	8.02E-7	0.805	2.55E-5	3131
wpad	0.002	0.021	0.999	3.98E-4	0.250	0.057	6.53E-7	0.826	2.62E-5	1537
SHORTSLD	0.002	0.020	0.999	5.66E-4	0.368	0.101	6.3E-7	0.846	2.68E-5	0

Table 2.106: Top 12 most significant SLDs for gTLD 'boo'. The SLD list holds 84.562% of the entries found in the gTLD and 2.68E-5 of the total number of entries for the entire experiment. **count** represents the number of records found for the SLD (in parts per million). **sldDiv** is the raw count divided by the number of records of this gTLD dump file. **oR** is the ratio of raw count to the total number of records of the experiment.  $\phi$ -**sldDiv** represents the  $\phi$  percentile of sldDiv on the entire data-set. **a-srcDiv** is the cumulative srcDiv variable. **a-oR** is the cumulative oR.



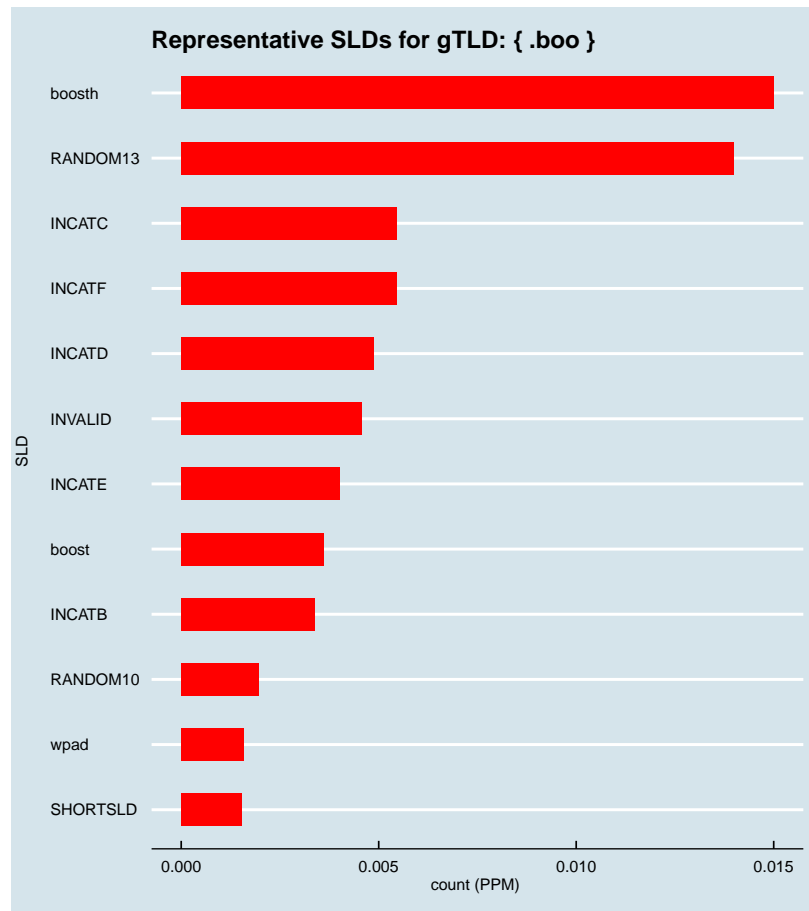


Figure 2.211: Representative SLDs for gTLD: { .boo }. The x axis displays number of times (in parts per million) the corresponding SLD (y axis) was found in the gTLD.

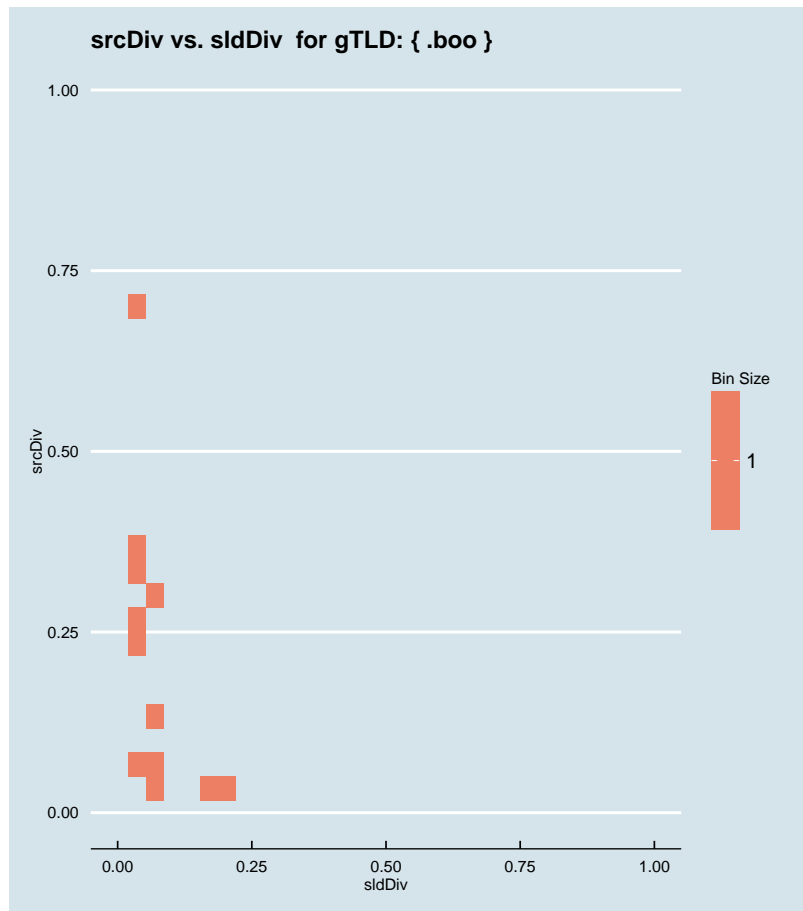


Figure 2.212: Binned scatter-plot of srcDiv and sldDiv for gTLD: { .boo }.

### :: 2.151 Representative SLDs for gTLD: { .book }

In this section, we collect representative SLDs related to gTLD: 'book'. We found 13 unique SLDs after filtering. A total of 52123 records were considered representative and they are 70.706% of the gTLD dump. Since the total number of records for this gTLD is 52123, there are 0 non-representative records (NRep). In addition, this set comprises  $2.14E-5$  of the entire data-set. Table 2.107 shows the corresponding SLDs ordered by the level of importance. Figure 2.213 shows the record count (PPM) for each representative SLD. Figure 2.214 shows the binned scatter-plot of srcDiv and sldDiv.

► { .book }  
 Total SLDs: 13  
 a-sldDiv: 70.706%  
 a-oR: 0.002%  
 NRep: 0

Individual SLD descriptors for gTLD: {book}										
SLD	count	sldDiv	$\phi$ -sldDiv	ipcount	srcDiv	$\phi$ -srcDiv	oR	a-srcDiv	a-oR	rem
face	0.011	0.147	1.000	0.004	0.409	0.114	4.43E-6	0.147	4.43E-6	41305
RANDOM13	0.010	0.136	1.000	6.5E-4	0.065	0.009	4.11E-6	0.283	8.54E-6	31286
INCATC	0.005	0.072	1.000	0.002	0.344	0.097	2.17E-6	0.354	1.07E-5	25993
INCATF	0.004	0.060	1.000	3.62E-4	0.082	0.013	1.81E-6	0.414	1.25E-5	21571
INCATE	0.004	0.058	1.000	0.003	0.645	0.207	1.75E-6	0.472	1.43E-5	17311
INCATB	0.004	0.056	1.000	0.001	0.350	0.098	1.69E-6	0.528	1.6E-5	13197
facebook	0.003	0.038	1.000	0.002	0.615	0.200	1.13E-6	0.566	1.71E-5	10430
RANDOM10	0.002	0.032	1.000	4.31E-4	0.181	0.039	9.74E-7	0.598	1.81E-5	8054
SHORTSLD	0.002	0.028	0.999	0.001	0.591	0.192	8.43E-7	0.626	1.89E-5	5998
INVALID	0.002	0.024	0.999	3.94E-4	0.225	0.053	7.17E-7	0.649	1.96E-5	4248
barnesandn...	0.002	0.022	0.999	4E-6	0.003	7.36E-5	6.55E-7	0.671	2.03E-5	2649
jungle	0.001	0.019	0.999	3.2E-5	0.022	0.002	5.84E-7	0.690	2.09E-5	1224
apps	0.001	0.017	0.999	1.36E-4	0.111	0.020	5.02E-7	0.707	2.14E-5	0

Table 2.107: Top 13 most significant SLDs for gTLD 'book'. The SLD list holds 70.706% of the entries found in the gTLD and 2.14E-5 of the total number of entries for the entire experiment. **count** represents the number of records found for the SLD (in parts per million). **sldDiv** is the raw count divided by the number of records of this gTLD dump file. **oR** is the ratio of raw count to the total number of records of the experiment.  **$\phi$ -sldDiv** represents the  $\phi$  percentile of sldDiv on the entire data-set. **a-srcDiv** is the cumulative srcDiv variable. **a-oR** is the cumulative oR.

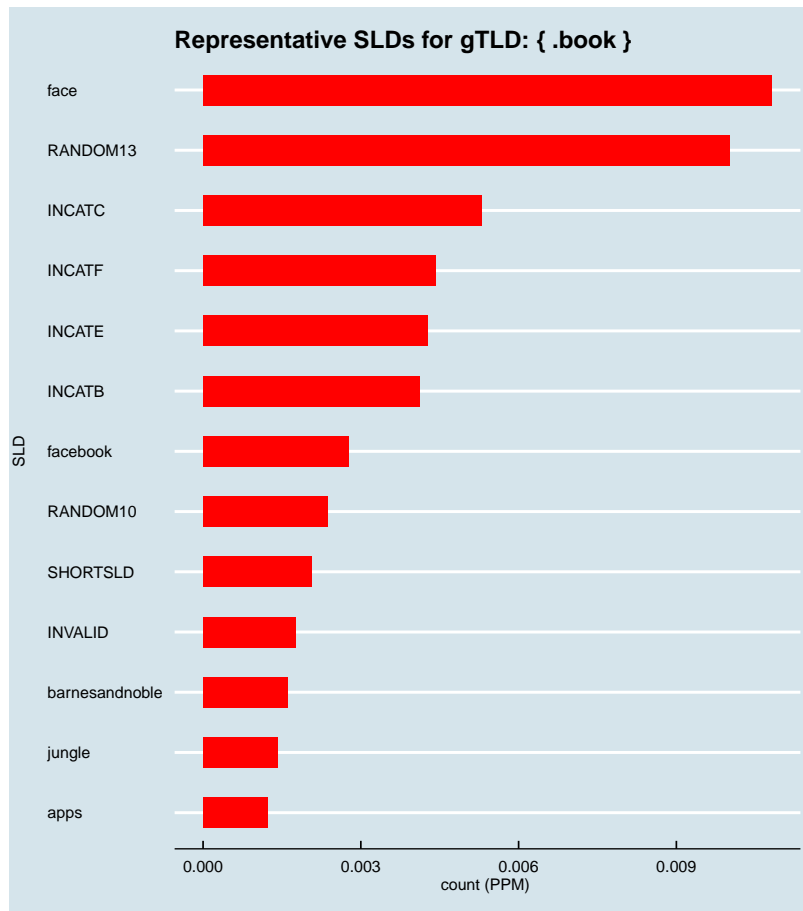


Figure 2.213: Representative SLDs for gTLD: { .book }. The *x* axis displays number of times (in parts per million) the corresponding SLD (*y* axis) was found in the gTLD.

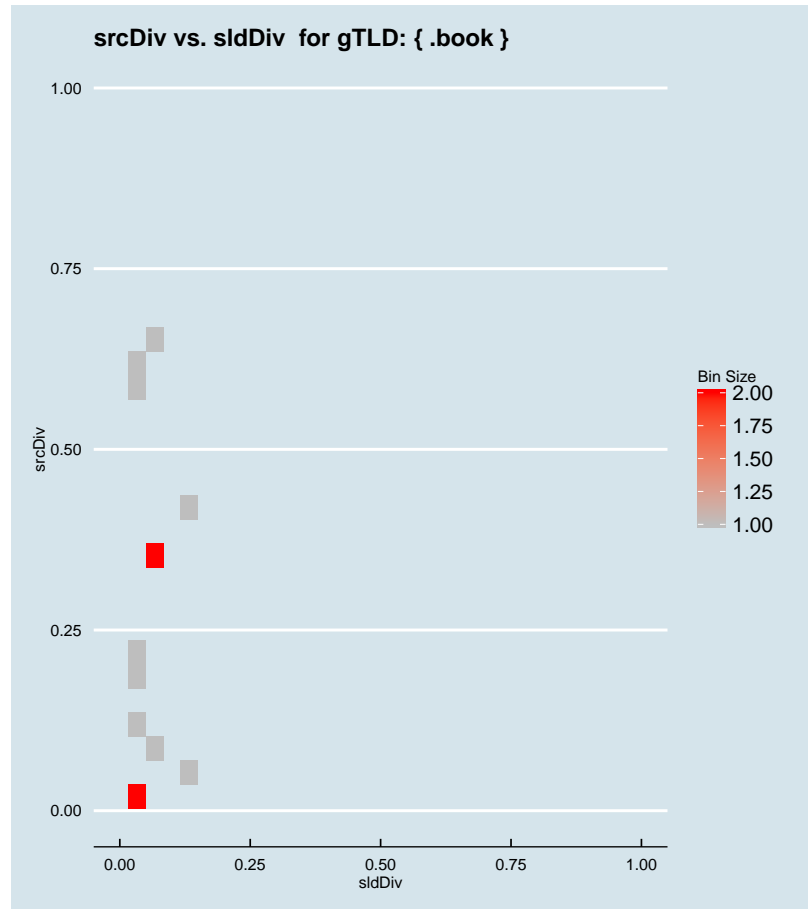


Figure 2.214: Binned scatter-plot of srcDiv and sldDiv for gTLD: { .book }.

### :: 2.152 Representative SLDs for gTLD: { .booking }

In this section, we collect representative SLDs related to gTLD: 'booking'. We found 1 unique SLDs after filtering. A total of 4232 records were considered representative and they are 48.621% of the gTLD dump. Since the total number of records for this gTLD is 4232, there are 0 non-representative records (NRep). In addition, this set comprises 1.73E-6 of the entire data-set. Table 2.108 shows the corresponding SLDs ordered by the level of importance. Figure 2.215 shows the record count (PPM) for each representative SLD. Figure 2.216 shows the binned scatter-plot of srcDiv and sldDiv.

► { .booking }  
Total SLDs: 1  
a-sldDiv: 48.621%  
a-oR: 0.000%  
NRep: 0



Individual SLD descriptors for gTLD: {.booking}										
SLD	count	sldDiv	$\phi$ -sldDiv	ipcount	srcDiv	$\phi$ -srcDiv	oR	a-srcDiv	a-oR	rem
INCATE	0.004	0.486	1.000	0.003	0.661	0.208	1.73E-6	0.486	1.73E-6	0

Table 2.108: Top 1 most significant SLDs for gTLD 'booking'. The SLD list holds 48.621% of the entries found in the gTLD and 1.73E-6 of the total number of entries for the entire experiment. **count** represents the number of records found for the SLD (in parts per million). **sldDiv** is the raw count divided by the number of records of this gTLD dump file. **oR** is the ratio of raw count to the total number of records of the experiment.  $\phi$ -**sldDiv** represents the  $\phi$  percentile of sldDiv on the entire data-set. **a-srcDiv** is the cumulative srcDiv variable. **a-oR** is the cumulative oR.




Figure 2.215: Representative SLDs for gTLD: { .booking}. The  $x$  axis displays number of times (in parts per million) the corresponding SLD ( $y$  axis) was found in the gTLD.

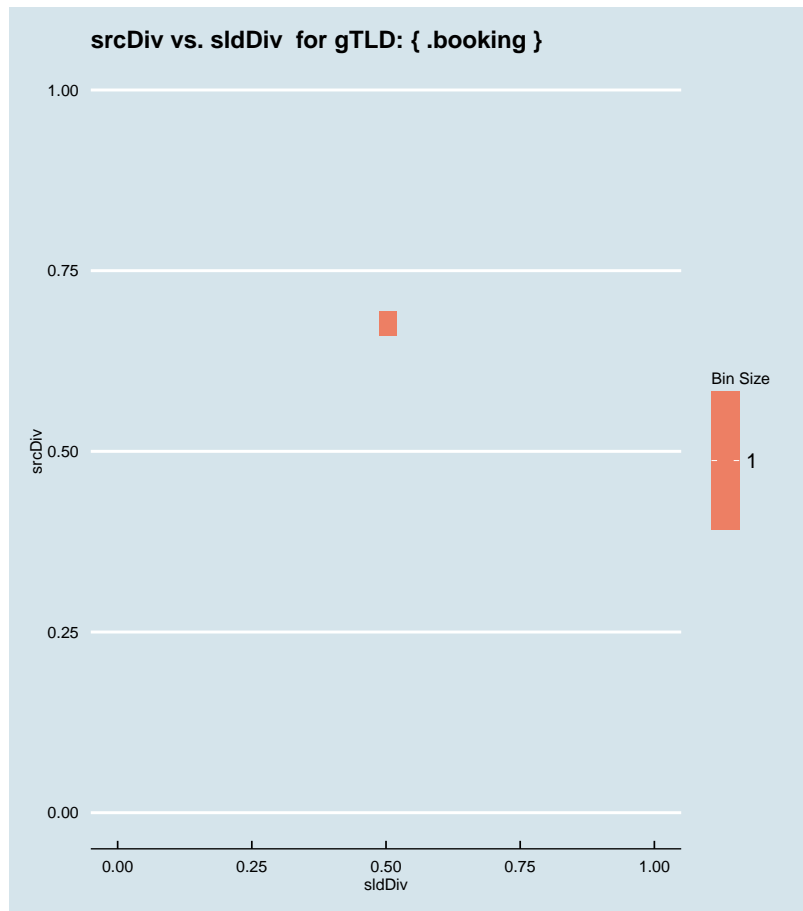


Figure 2.216: Binned scatter-plot of srcDiv and sldDiv for gTLD: {.booking}.

### :: 2.153 Representative SLDs for gTLD: {.boots}

In this section, we collect representative SLDs related to gTLD: 'boots'. We found 1 unique SLDs after filtering. A total of 1931 records were considered representative and they are 25.465% of the gTLD dump. Since the total number of records for this gTLD is 1931, there are 0 non-representative records (NRep). In addition, this set comprises  $7.91E-7$  of the entire data-set. Table 2.109 shows the corresponding SLDs ordered by the level of importance. Figure 2.217 shows the record count (PPM) for each representative SLD. Figure 2.218 shows the binned scatter-plot of srcDiv and sldDiv.

► {.boots}  
 Total SLDs: 1  
 a-sldDiv: 25.465%  
 a-oR: 0.000%  
 NRep: 0



Individual SLD descriptors for gTLD: {boots}										
SLD	count	sldDiv	$\phi$ -sldDiv	ipcount	srcDiv	$\phi$ -srcDiv	oR	a-srcDiv	a-oR	rem
INVALID	0.002	0.255	1.000	1.44E-4	0.075	0.011	7.91E-7	0.255	7.91E-7	0

Table 2.109: Top 1 most significant SLDs for gTLD 'boots'. The SLD list holds 25.465% of the entries found in the gTLD and 7.91E-7 of the total number of entries for the entire experiment. **count** represents the number of records found for the SLD (in parts per million). **sldDiv** is the raw count divided by the number of records of this gTLD dump file. **oR** is the ratio of raw count to the total number of records of the experiment.  $\phi$ -**sldDiv** represents the  $\phi$  percentile of sldDiv on the entire data-set. **a-srcDiv** is the cumulative srcDiv variable. **a-oR** is the cumulative oR.

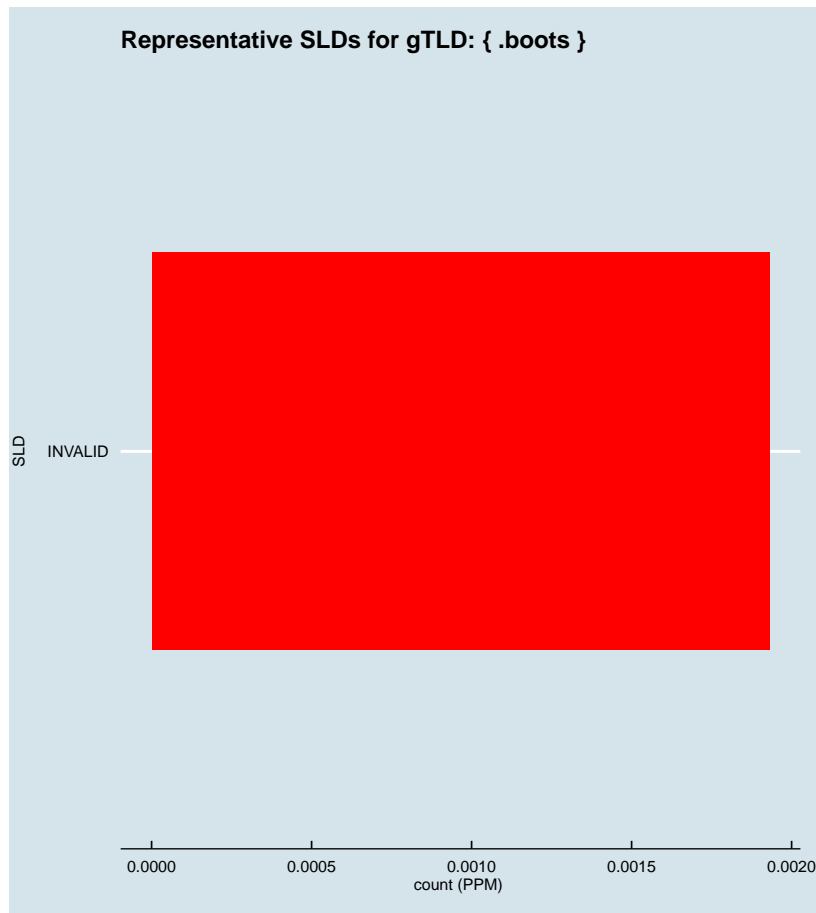


Figure 2.217: Representative SLDs for gTLD: { .boots}. The  $x$  axis displays number of times (in parts per million) the corresponding SLD ( $y$  axis) was found in the gTLD.

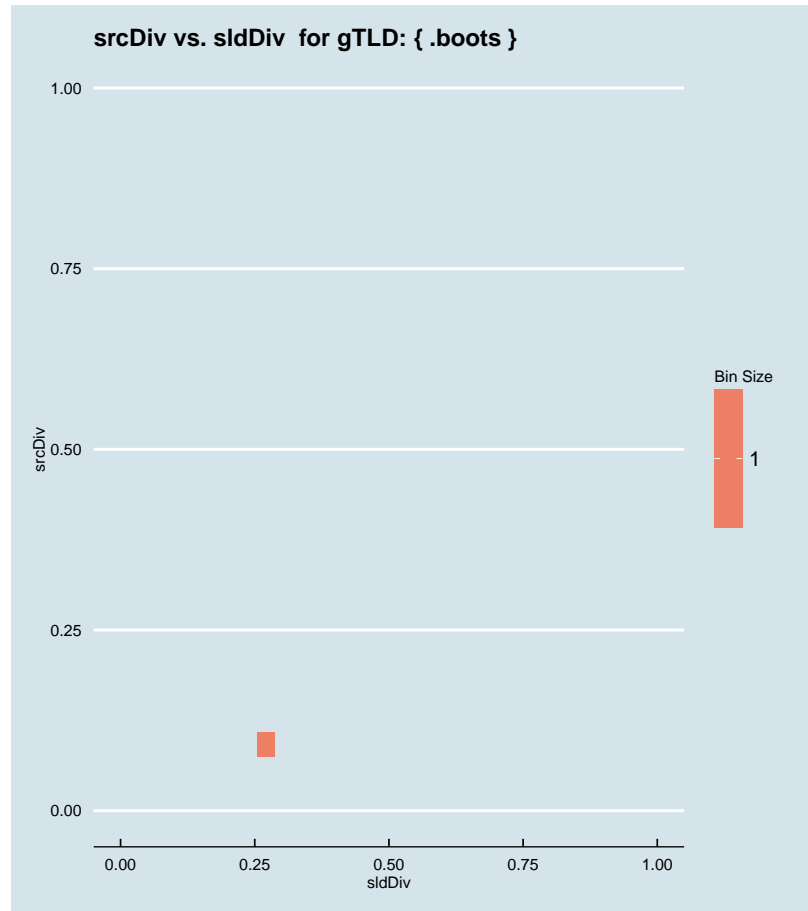


Figure 2.218: Binned scatter-plot of srcDiv and sldDiv for gTLD: {.boots}.

### :: 2.154 Representative SLDs for gTLD: {.bosch}

In this section, we collect representative SLDs related to gTLD: 'bosch'. We found 5 unique SLDs after filtering. A total of 39934 records were considered representative and they are 80.515% of the gTLD dump. Since the total number of records for this gTLD is 39934, there are 0 non-representative records (NRep). In addition, this set comprises  $1.64E-5$  of the entire data-set. Table 2.110 shows the corresponding SLDs ordered by the level of importance. Figure 2.219 shows the record count (PPM) for each representative SLD. Figure 2.220 shows the binned scatter-plot of srcDiv and sldDiv.

► {.bosch}  
Total SLDs: 5  
a-sldDiv: 80.515%  
a-oR: 0.002%  
NRep: 0

Individual SLD descriptors for gTLD: {.bosch}										
SLD	count	sldDiv	$\phi$ -sldDiv	ipcount	srcDiv	$\phi$ -srcDiv	oR	a-srcDiv	a-oR	rem
INCATB	0.025	0.504	1.000	0.003	0.119	0.022	1.03E-5	0.504	1.03E-5	14913
canon6055	0.005	0.101	1.000	8.1E-5	0.016	0.001	2.04E-6	0.605	1.23E-5	9927
INVALID	0.004	0.076	1.000	1.61E-4	0.042	0.005	1.55E-6	0.681	1.39E-5	6137
INCATF	0.003	0.070	1.000	1.07E-4	0.031	0.003	1.43E-6	0.752	1.53E-5	2651
igm2	0.003	0.053	1.000	1.94E-4	0.073	0.011	1.09E-6	0.805	1.64E-5	0

Table 2.110: Top 5 most significant SLDs for gTLD 'bosch'. The SLD list holds 80.515% of the entries found in the gTLD and 1.64E-5 of the total number of entries for the entire experiment. **count** represents the number of records found for the SLD (in parts per million). **sldDiv** is the raw count divided by the number of records of this gTLD dump file. **oR** is the ratio of raw count to the total number of records of the experiment.  **$\phi$ -sldDiv** represents the  $\phi$  percentile of sldDiv on the entire data-set. **a-srcDiv** is the cumulative srcDiv variable. **a-oR** is the cumulative oR.

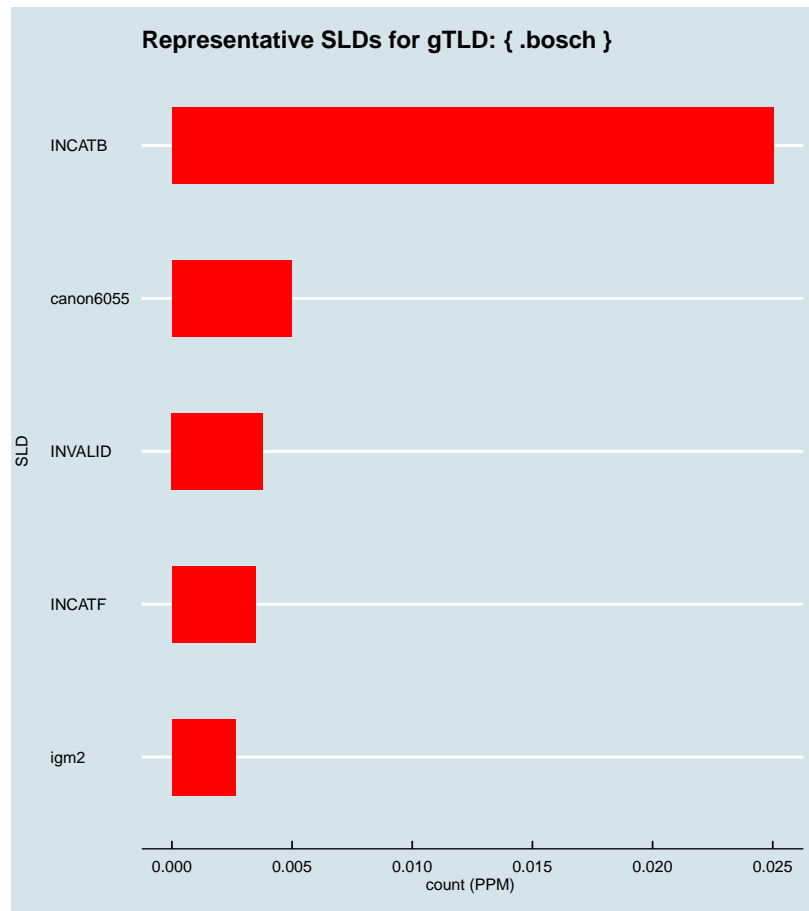


Figure 2.219: Representative SLDs for gTLD: { .bosch }. The  $x$  axis displays number of times (in parts per million) the corresponding SLD ( $y$  axis) was found in the gTLD.

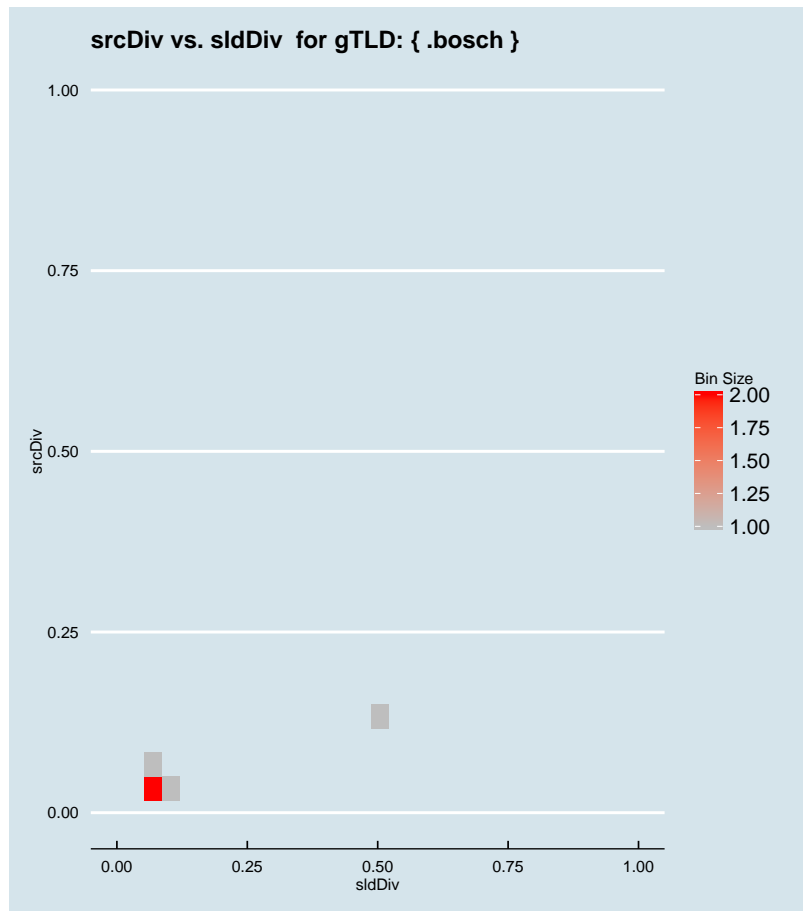


Figure 2.220: Binned scatter-plot of srcDiv and sldDiv for gTLD: {.bosch}.

∴ 2.155 Representative SLDs for gTLD: {.bostik}

In this section, we collect representative SLDs related to gTLD: 'bostik'. We found 0 unique SLDs after filtering. A total of 0 records were considered representative and they are 0.000% of the gTLD dump. Since the total number of records for this gTLD is 0, there are 0 non-representative records (NRep). In addition, this set comprises 0E0 of the entire data-set.

► {.bostik}  
 Total SLDs: 0  
 a-sldDiv: 0.000%  
 a-oR: 0.000%  
 NRep: 0

∴ 2.156 Representative SLDs for gTLD: {.boston}

In this section, we collect representative SLDs related to gTLD: 'boston'. We found 8

► {.boston}  
 Total SLDs: 8  
 a-sldDiv: 76.408%  
 a-oR: 0.001%  
 NRep: 0

unique SLDs after filtering. A total of 35458 records were considered representative and they are 76.408% of the gTLD dump. Since the total number of records for this gTLD is 35458, there are 0 non-representative records (NRep). In addition, this set comprises  $1.45E-5$  of the entire data-set. Table 2.111 shows the corresponding SLDs ordered by the level of importance. Figure 2.221 shows the record count (PPM) for each representative SLD. Figure 2.222 shows the binned scatter-plot of srcDiv and sldDiv.

Individual SLD descriptors for gTLD: {boston}										
SLD	count	sldDiv	$\phi$ -sldDiv	ipcount	srcDiv	$\phi$ -srcDiv	oR	a-srcDiv	a-oR	rem
INVALID	0.010	0.210	1.000	0.001	0.107	0.019	$4E-6$	0.210	$4E-6$	25708
INCATB	0.007	0.150	1.000	$6.09E-4$	0.088	0.014	$2.85E-6$	0.360	$6.85E-6$	18755
RANDOM10	0.005	0.099	1.000	$3.44E-4$	0.075	0.011	$1.88E-6$	0.459	$8.73E-6$	14167
RANDOM13	0.004	0.086	1.000	$5.04E-4$	0.126	0.024	$1.64E-6$	0.545	$1.04E-5$	10161
INCATF	0.003	0.071	1.000	$2.62E-4$	0.079	0.012	$1.35E-6$	0.616	$1.17E-5$	6855
editshare	0.003	0.059	1.000	$1.86E-4$	0.068	0.010	$1.12E-6$	0.675	$1.28E-5$	4114
wpad	0.002	0.047	1.000	$4.16E-4$	0.190	0.042	$8.95E-7$	0.722	$1.37E-5$	1930
isatap	0.002	0.042	1.000	$4.42E-4$	0.229	0.054	$7.91E-7$	0.764	$1.45E-5$	0

Table 2.111: Top 8 most significant SLDs for gTLD 'boston'. The SLD list holds 76.408% of the entries found in the gTLD and  $1.45E-5$  of the total number of entries for the entire experiment. **count** represents the number of records found for the SLD (in parts per million). **sldDiv** is the raw count divided by the number of records of this gTLD dump file. **oR** is the ratio of raw count to the total number of records of the experiment.  **$\phi$ -sldDiv** represents the  $\phi$  percentile of sldDiv on the entire data-set. **a-srcDiv** is the cumulative srcDiv variable. **a-oR** is the cumulative oR.

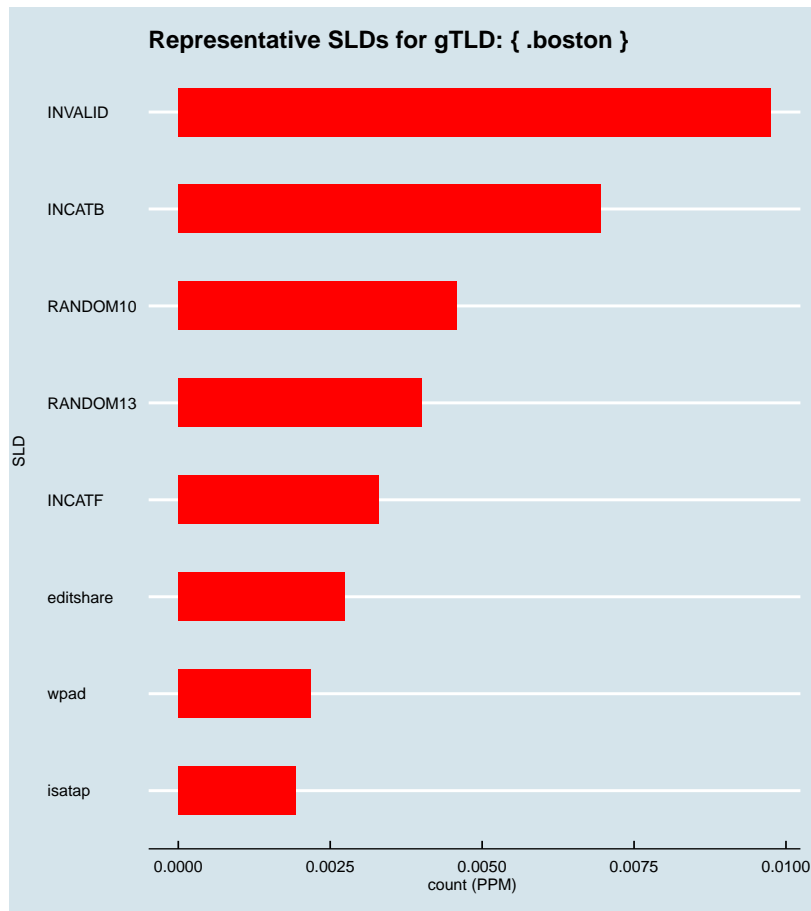


Figure 2.221: Representative SLDs for gTLD: { .boston }. The x axis displays number of times (in parts per million) the corresponding SLD (y axis) was found in the gTLD.



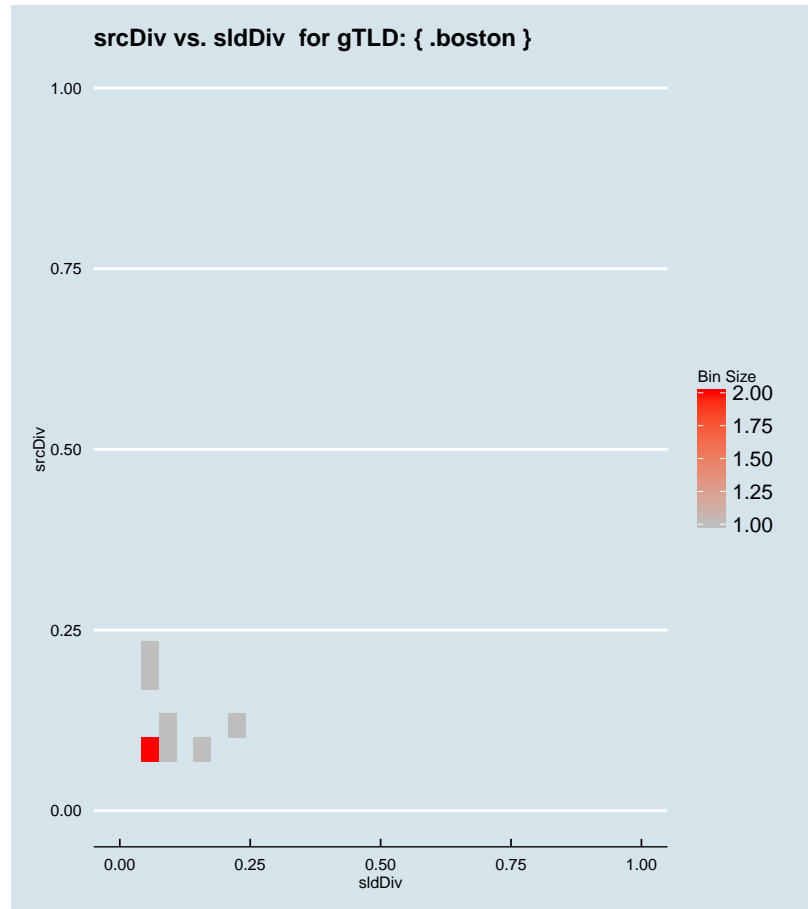


Figure 2.222: Binned scatter-plot of srcDiv and sldDiv for gTLD: { .boston}.

### :: 2.157 Representative SLDs for gTLD: { .bot }

In this section, we collect representative SLDs related to gTLD: 'bot'. We found 9 unique SLDs after filtering. A total of 52192 records were considered representative and they are 80.685% of the gTLD dump. Since the total number of records for this gTLD is 52192, there are 0 non-representative records (NRep). In addition, this set comprises 2.14E-5 of the entire data-set. Table 2.112 shows the corresponding SLDs ordered by the level of importance. Figure 2.223 shows the record count (PPM) for each representative SLD. Figure 2.224 shows the binned scatter-plot of srcDiv and sldDiv.

► { .bot }  
Total SLDs: 9  
a-sldDiv: 80.685%  
a-oR: 0.002%  
NRep: 0

Individual SLD descriptors for gTLD: {bot}										
SLD	count	sldDiv	$\phi$ -sldDiv	ipcount	srcDiv	$\phi$ -srcDiv	oR	a-srcDiv	a-oR	rem
INCATB	0.020	0.315	1.000	3.17E-4	0.016	9.94E-4	8.34E-6	0.315	8.34E-6	31838
kwb	0.007	0.116	1.000	2.63E-4	0.035	0.003	3.07E-6	0.431	1.14E-5	24344
INCATF	0.006	0.097	1.000	3.33E-4	0.053	0.007	2.58E-6	0.528	1.4E-5	18047
INCATC	0.006	0.086	1.000	9.75E-4	0.175	0.038	2.28E-6	0.614	1.63E-5	12475
RANDOM13	0.005	0.077	1.000	3.93E-4	0.079	0.012	2.04E-6	0.691	1.83E-5	7508
INVALID	0.003	0.045	1.000	1.75E-4	0.061	0.008	1.18E-6	0.735	1.95E-5	4624
teda-mm	0.002	0.029	0.999	1.9E-5	0.010	4.94E-4	7.8E-7	0.765	2.03E-5	2720
groundtrut...	0.001	0.022	0.999	6E-6	0.004	1.55E-4	5.71E-7	0.786	2.08E-5	1326
cedro	0.001	0.020	0.999	2.6E-5	0.020	0.001	5.43E-7	0.807	2.14E-5	0

Table 2.112: Top 9 most significant SLDs for gTLD 'bot'. The SLD list holds 80.685% of the entries found in the gTLD and 2.14E-5 of the total number of entries for the entire experiment. **count** represents the number of records found for the SLD (in parts per million). **sldDiv** is the raw count divided by the number of records of this gTLD dump file. **oR** is the ratio of raw count to the total number of records of the experiment.  **$\phi$ -sldDiv** represents the  $\phi$  percentile of sldDiv on the entire data-set. **a-srcDiv** is the cumulative srcDiv variable. **a-oR** is the cumulative oR.

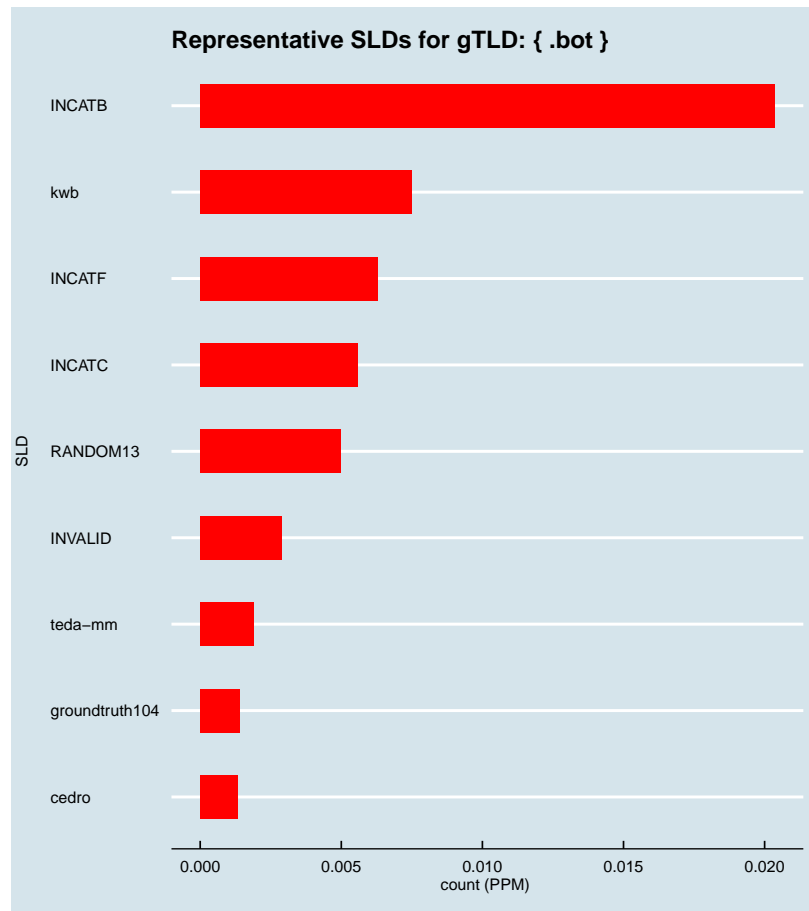


Figure 2.223: Representative SLDs for gTLD: { .bot}. The x axis displays number of times (in parts per million) the corresponding SLD (y axis) was found in the gTLD.

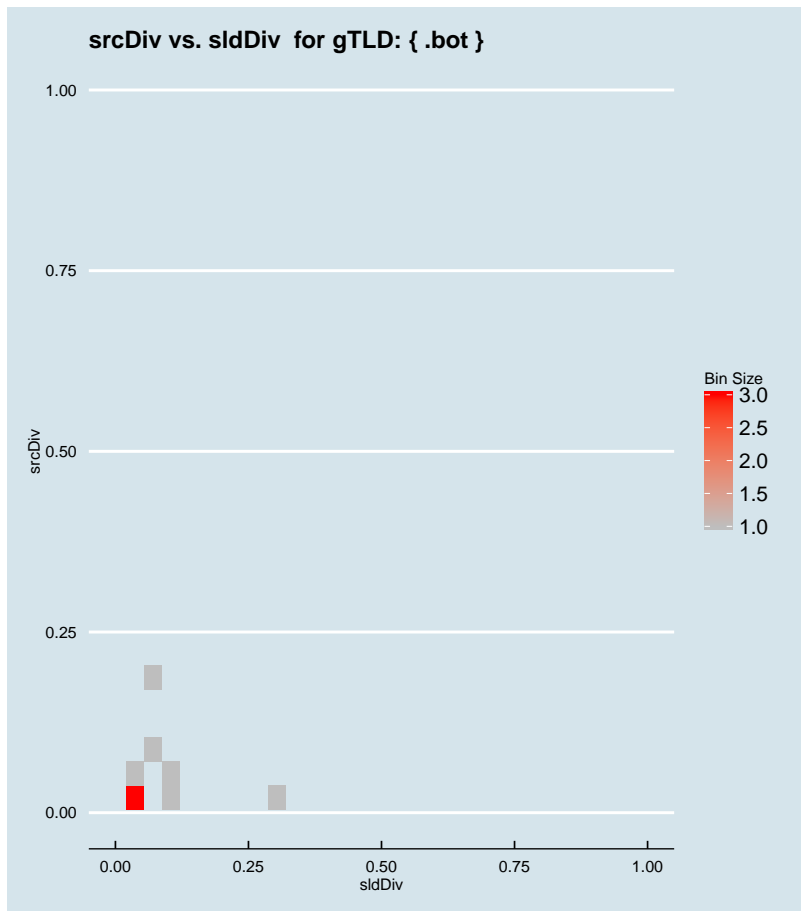


Figure 2.224: Binned scatter-plot of srcDiv and sldDiv for gTLD: {.bot}.

### :: 2.158 Representative SLDs for gTLD: {.boutique}

In this section, we collect representative SLDs related to gTLD: 'boutique'. We found 2 unique SLDs after filtering. A total of 11457 records were considered representative and they are 78.575% of the gTLD dump. Since the total number of records for this gTLD is 11457, there are 0 non-representative records (NRep). In addition, this set comprises 4.7E−6 of the entire data-set. Table 2.113 shows the corresponding SLDs ordered by the level of importance. Figure 2.225 shows the record count (PPM) for each representative SLD. Figure 2.226 shows the binned scatter-plot of srcDiv and sldDiv.

► {.boutique}  
 Total SLDs: 2  
 a-sldDiv: 78.575%  
 a-oR: 0.000%  
 NRep: 0

Individual SLD descriptors for gTLD: {.boutique}										
SLD	count	sldDiv	$\phi$ -sldDiv	ipcount	srcDiv	$\phi$ -srcDiv	oR	a-srcDiv	a-oR	rem
INCATK	0.010	0.703	1.000	0.003	0.260	0.066	4.2E-6	0.703	4.2E-6	1205
RANDOM13	0.001	0.083	1.000	2.93E-4	0.243	0.057	4.94E-7	0.786	4.7E-6	0

Table 2.113: Top 2 most significant SLDs for gTLD 'boutique'. The SLD list holds 78.575% of the entries found in the gTLD and 4.7E-6 of the total number of entries for the entire experiment. **count** represents the number of records found for the SLD (in parts per million). **sldDiv** is the raw count divided by the number of records of this gTLD dump file. **oR** is the ratio of raw count to the total number of records of the experiment.  **$\phi$ -sldDiv** represents the  $\phi$  percentile of sldDiv on the entire data-set. **a-srcDiv** is the cumulative srcDiv variable. **a-oR** is the cumulative oR.

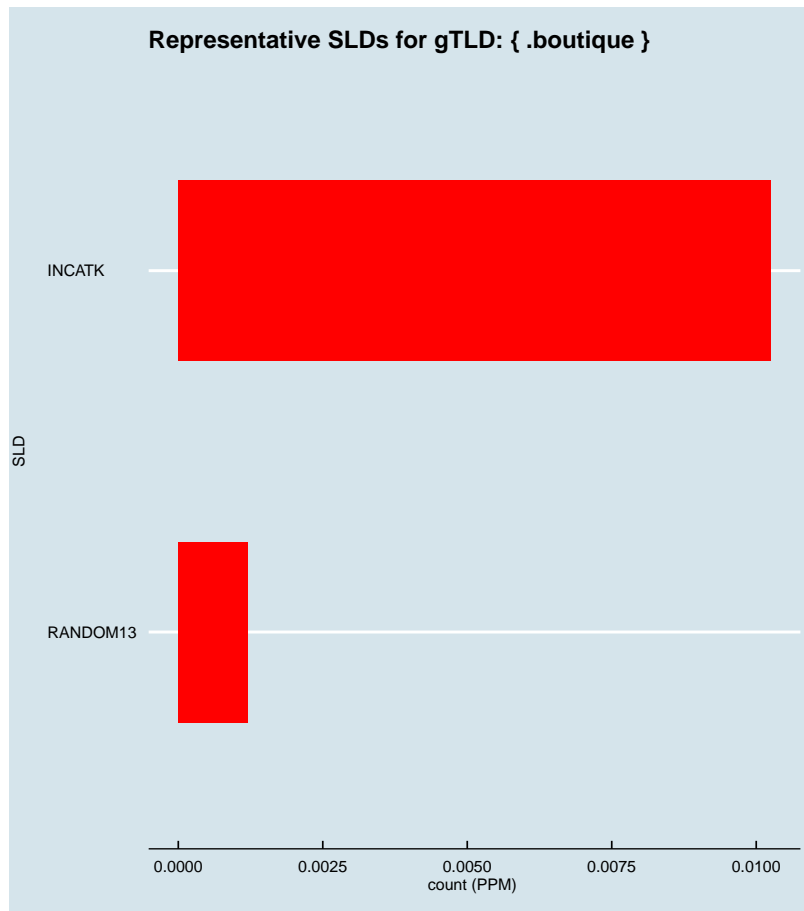


Figure 2.225: Representative SLDs for gTLD: { .boutique }. The  $x$  axis displays number of times (in parts per million) the corresponding SLD ( $y$  axis) was found in the gTLD.

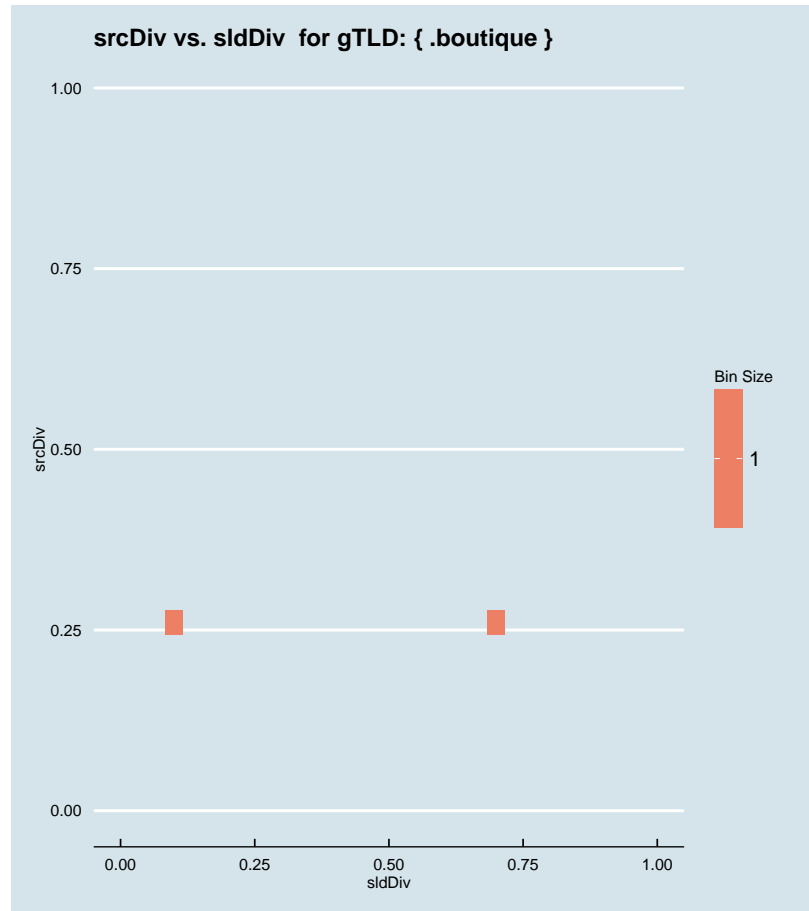


Figure 2.226: Binned scatter-plot of srcDiv and sldDiv for gTLD: { .boutique }.

### :: 2.159 Representative SLDs for gTLD: { .box }

In this section, we collect representative SLDs related to gTLD: 'box'. We found 36 unique SLDs after filtering. A total of 8466911 records were considered representative and they are 98.721% of the gTLD dump. Since the total number of records for this gTLD is 8466911, there are 0 non-representative records (NRep). In addition, this set comprises 0.003 of the entire data-set. Table 2.114 shows the corresponding SLDs ordered by the level of importance. Figure 2.227 shows the record count (PPM) for each representative SLD. Figure 2.228 shows the binned scatter-plot of srcDiv and sldDiv.

► { .box }  
Total SLDs: 36  
a-sldDiv: 98.721%  
a-oR: 0.347%  
NRep: 0

Individual SLD descriptors for gTLD: {box}										
SLD	count	sldDiv	$\phi$ -sldDiv	ipcount	srcDiv	$\phi$ -srcDiv	oR	a-srcDiv	a-oR	rem
fritz	6.012	0.701	1.000	0.113	0.019	0.001	0.002	0.701	0.002	2454413
RANDOM13	0.958	0.112	1.000	0.004	0.004	1.32E-4	3.93E-4	0.813	0.003	1496214
RANDOM10	0.513	0.060	1.000	0.002	0.003	1.04E-4	2.1E-4	0.873	0.003	983394
fonwlan	0.248	0.029	0.999	0.005	0.019	0.001	1.02E-4	0.901	0.003	735111
INCATF	0.121	0.014	0.999	0.016	0.130	0.025	4.97E-5	0.916	0.003	613904
INCATI	0.105	0.012	0.999	0.003	0.027	0.002	4.3E-5	0.928	0.003	509040
INCATB	0.098	0.011	0.999	0.003	0.032	0.003	4.01E-5	0.939	0.003	411219
INVALID	0.087	0.010	0.999	0.008	0.089	0.014	3.55E-5	0.949	0.003	324663
INCATD	0.080	0.009	0.999	0.005	0.068	0.010	3.28E-5	0.959	0.003	244616
multi	0.050	0.006	0.999	0.003	0.068	0.010	2.07E-5	0.965	0.003	194170
wlan	0.027	0.003	0.998	0.002	0.077	0.011	1.1E-5	0.968	0.003	167272
congstar	0.025	0.003	0.998	0.003	0.105	0.018	1.01E-5	0.971	0.003	142628
easy	0.022	0.003	0.998	0.002	0.100	0.017	9.09E-6	0.973	0.003	120447
SHORTSLD	0.016	0.002	0.998	0.004	0.272	0.068	6.64E-6	0.975	0.003	104245
boxse	0.014	0.002	0.997	4.29E-4	0.031	0.003	5.62E-6	0.977	0.003	90530
INCATC	0.012	0.001	0.997	0.003	0.219	0.051	5.11E-6	0.978	0.003	78069
INCATK	0.012	0.001	0.997	0.001	0.115	0.021	5.05E-6	0.980	0.003	65750
alice	0.012	0.001	0.997	0.002	0.185	0.041	4.95E-6	0.981	0.003	53663
isatap	0.012	0.001	0.997	0.002	0.204	0.048	4.8E-6	0.982	0.003	41940
wpad	0.007	8.44E-4	0.996	0.001	0.180	0.039	2.97E-6	0.983	0.003	34700
friz	0.004	4.83E-4	0.994	6.92E-4	0.167	0.037	1.7E-6	0.984	0.003	30557
fon	0.004	4.72E-4	0.994	0.001	0.285	0.071	1.66E-6	0.984	0.003	26511
INCATE	0.003	3.38E-4	0.992	0.002	0.662	0.208	1.19E-6	0.984	0.003	23616
fitz	0.003	3.37E-4	0.992	6.23E-4	0.216	0.050	1.18E-6	0.985	0.003	20728
mad	0.003	2.92E-4	0.991	7.8E-5	0.031	0.003	1.03E-6	0.985	0.003	18223
myfritz	0.002	2.69E-4	0.991	3.63E-4	0.157	0.032	9.46E-7	0.985	0.003	15914
firtz	0.002	2.39E-4	0.990	5.32E-4	0.260	0.066	8.38E-7	0.986	0.003	13868
frit	0.002	2.34E-4	0.990	5.36E-4	0.267	0.068	8.24E-7	0.986	0.003	11858
slwlan	0.002	2.17E-4	0.989	0.001	0.554	0.184	7.64E-7	0.986	0.003	9993
frtiz	0.002	2.12E-4	0.989	4.42E-4	0.243	0.057	7.45E-7	0.986	0.003	8175
lspro	0.002	1.82E-4	0.988	3.1E-5	0.020	0.001	6.41E-7	0.986	0.003	6610
router	0.001	1.67E-4	0.987	5.1E-5	0.036	0.003	5.88E-7	0.987	0.003	5174
fritx	0.001	1.67E-4	0.987	3.02E-4	0.211	0.049	5.86E-7	0.987	0.003	3744
vapor	0.001	1.48E-4	0.986	5.5E-5	0.043	0.005	5.21E-7	0.987	0.003	2472
dlink	0.001	1.47E-4	0.986	1.15E-4	0.091	0.015	5.16E-7	0.987	0.003	1214

Table 2.114: Top 35 most significant SLDs for gTLD 'box'. The SLD list holds 98.721% of the entries found in the gTLD and 0.003 of the total number of entries for the entire experiment. **count** represents the number of records found for the SLD (in parts per million). **sldDiv** is the raw count divided by the number of records of this gTLD dump file. **oR** is the ratio of raw count to the total number of records of the experiment.  $\phi$ -**sldDiv** represents the  $\phi$  percentile of sldDiv on the entire data-set. **a-srcDiv** is the cumulative srcDiv variable. **a-oR** is the cumulative oR.



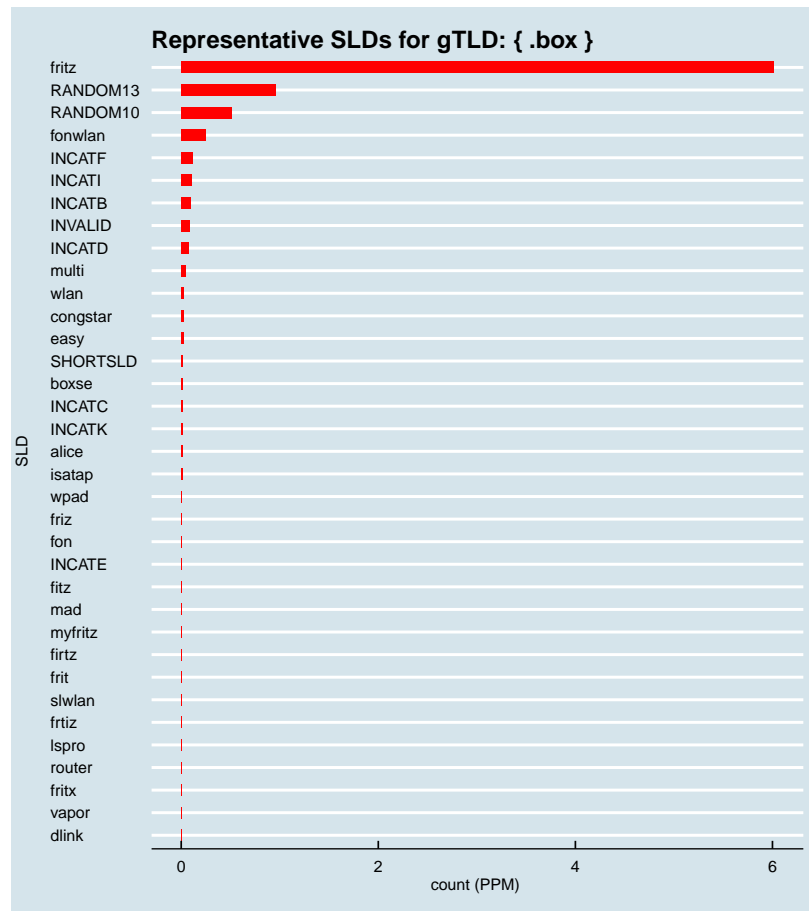


Figure 2.227: Representative SLDs for gTLD: { .box }. The x axis displays number of times (in parts per million) the corresponding SLD (y axis) was found in the gTLD.

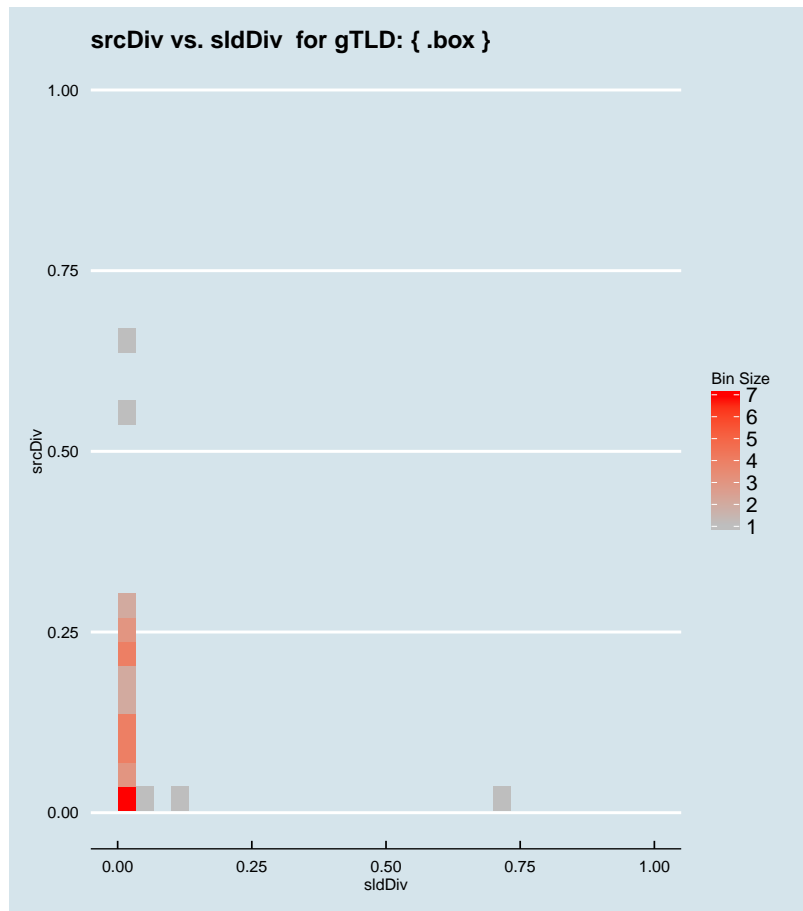


Figure 2.228: Binned scatter-plot of srcDiv and sldDiv for gTLD: { .box }.

### :: 2.160 Representative SLDs for gTLD: { .bradesco }

In this section, we collect representative SLDs related to gTLD: 'bradesco'. We found 4 unique SLDs after filtering. A total of 10464 records were considered representative and they are 69.858% of the gTLD dump. Since the total number of records for this gTLD is 10464, there are 0 non-representative records (NRep). In addition, this set comprises 4.29E-6 of the entire data-set. Table 2.115 shows the corresponding SLDs ordered by the level of importance. Figure 2.229 shows the record count (PPM) for each representative SLD. Figure 2.230 shows the binned scatter-plot of srcDiv and sldDiv.

► { .bradesco }  
 Total SLDs: 4  
 a-sldDiv: 69.858%  
 a-oR: 0.000%  
 NRep: 0

Individual SLD descriptors for gTLD: {bradesco}										
SLD	count	sldDiv	$\phi$ -sldDiv	ipcount	srcDiv	$\phi$ -srcDiv	oR	a-srcDiv	a-oR	rem
INCATE	0.005	0.320	1.000	0.001	0.291	0.075	1.96E-6	0.320	1.96E-6	5674
sna	0.002	0.151	1.000	2.15E-4	0.095	0.016	9.27E-7	0.471	2.89E-6	3412
RANDOM13	0.002	0.126	1.000	1.35E-4	0.071	0.010	7.75E-7	0.597	3.66E-6	1521
INCATF	0.002	0.102	1.000	3.9E-5	0.026	0.002	6.23E-7	0.699	4.29E-6	0

Table 2.115: Top 4 most significant SLDs for gTLD 'bradesco'. The SLD list holds 69.858% of the entries found in the gTLD and 4.29E-6 of the total number of entries for the entire experiment. **count** represents the number of records found for the SLD (in parts per million). **sldDiv** is the raw count divided by the number of records of this gTLD dump file. **oR** is the ratio of raw count to the total number of records of the experiment.  $\phi$ -**sldDiv** represents the  $\phi$  percentile of sldDiv on the entire data-set. **a-srcDiv** is the cumulative srcDiv variable. **a-oR** is the cumulative oR.

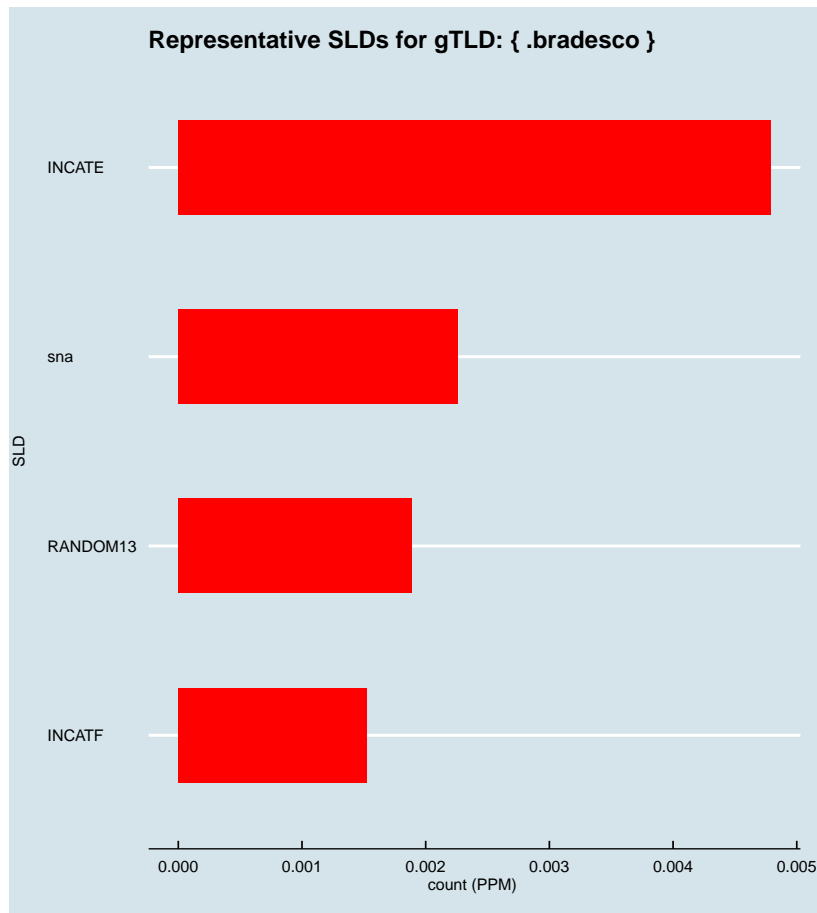


Figure 2.229: Representative SLDs for gTLD: { .bradesco}. The *x* axis displays number of times (in parts per million) the corresponding SLD (*y* axis) was found in the gTLD.

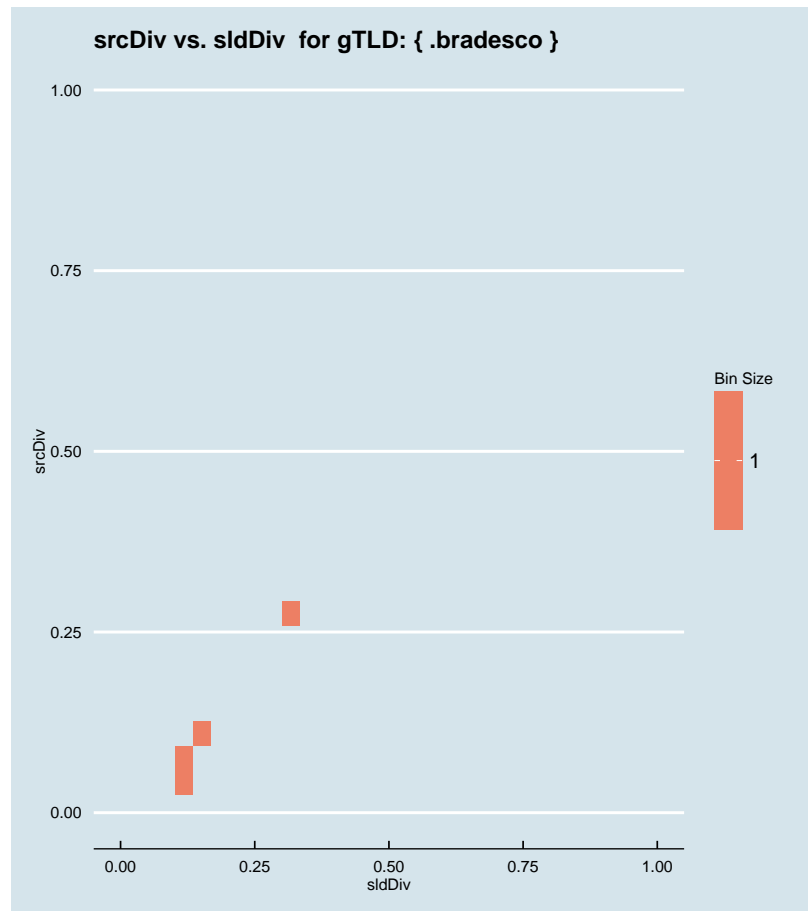


Figure 2.230: Binned scatter-plot of srcDiv and sldDiv for gTLD: { .bradesco }.

### :: 2.161 Representative SLDs for gTLD: { .bridgestone }

In this section, we collect representative SLDs related to gTLD: 'bridgestone'. We found 0 unique SLDs after filtering. A total of 0 records were considered representative and they are 0.000% of the gTLD dump. Since the total number of records for this gTLD is 0, there are 0 non-representative records (NRep). In addition, this set comprises 0E0 of the entire data-set.

► { .bridgestone }  
Total SLDs: 0  
a-sldDiv: 0.000%  
a-oR: 0.000%  
NRep: 0

### :: 2.162 Representative SLDs for gTLD: { .broadway }

In this section, we collect representative SLDs related to gTLD: 'broadway'. We found

► { .broadway }  
Total SLDs: 4  
a-sldDiv: 51.681%  
a-oR: 0.000%  
NRep: 0

4 unique SLDs after filtering. A total of 7595 records were considered representative and they are 51.681% of the gTLD dump. Since the total number of records for this gTLD is 7595, there are 0 non-representative records (NRep). In addition, this set comprises  $3.11E-6$  of the entire data-set. Table 2.116 shows the corresponding SLDs ordered by the level of importance. Figure 2.231 shows the record count (PPM) for each representative SLD. Figure 2.232 shows the binned scatter-plot of srcDiv and sldDiv.

Individual SLD descriptors for gTLD: {broadway}										
SLD	count	sldDiv	$\phi$ -sldDiv	ipcount	srcDiv	$\phi$ -srcDiv	oR	a-srcDiv	a-oR	rem
INVALID	0.004	0.259	1.000	$2.44E-4$	0.064	0.009	$1.56E-6$	0.259	$1.56E-6$	3783
RANDOM10	0.001	0.094	1.000	$2.35E-4$	0.171	0.037	$5.65E-7$	0.353	$2.13E-6$	2405
wpad	0.001	0.083	1.000	$3.58E-4$	0.295	0.075	$4.97E-7$	0.436	$2.62E-6$	1192
RANDOM13	0.001	0.081	1.000	$2.74E-4$	0.230	0.054	$4.88E-7$	0.517	$3.11E-6$	0

Table 2.116: Top 4 most significant SLDs for gTLD 'broadway'. The SLD list holds 51.681% of the entries found in the gTLD and  $3.11E-6$  of the total number of entries for the entire experiment. **count** represents the number of records found for the SLD (in parts per million). **sldDiv** is the raw count divided by the number of records of this gTLD dump file. **oR** is the ratio of raw count to the total number of records of the experiment.  **$\phi$ -sldDiv** represents the  $\phi$  percentile of sldDiv on the entire data-set. **a-srcDiv** is the cumulative srcDiv variable. **a-oR** is the cumulative oR.

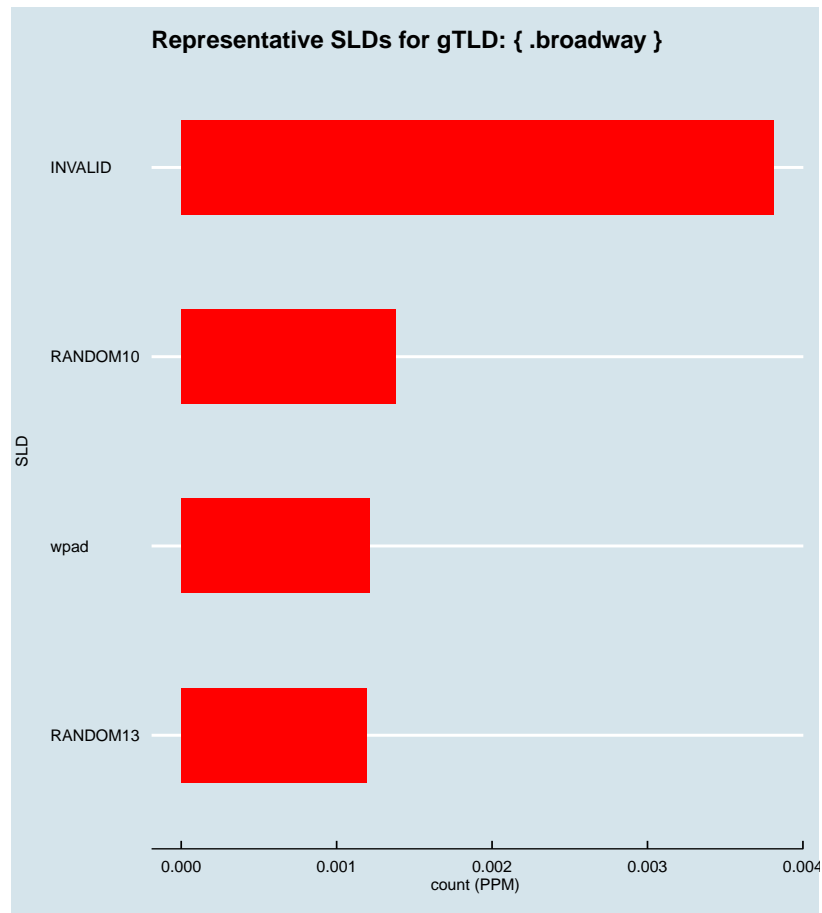


Figure 2.231: Representative SLDs for gTLD: { .broadway }. The x axis displays number of times (in parts per million) the corresponding SLD (y axis) was found in the gTLD.

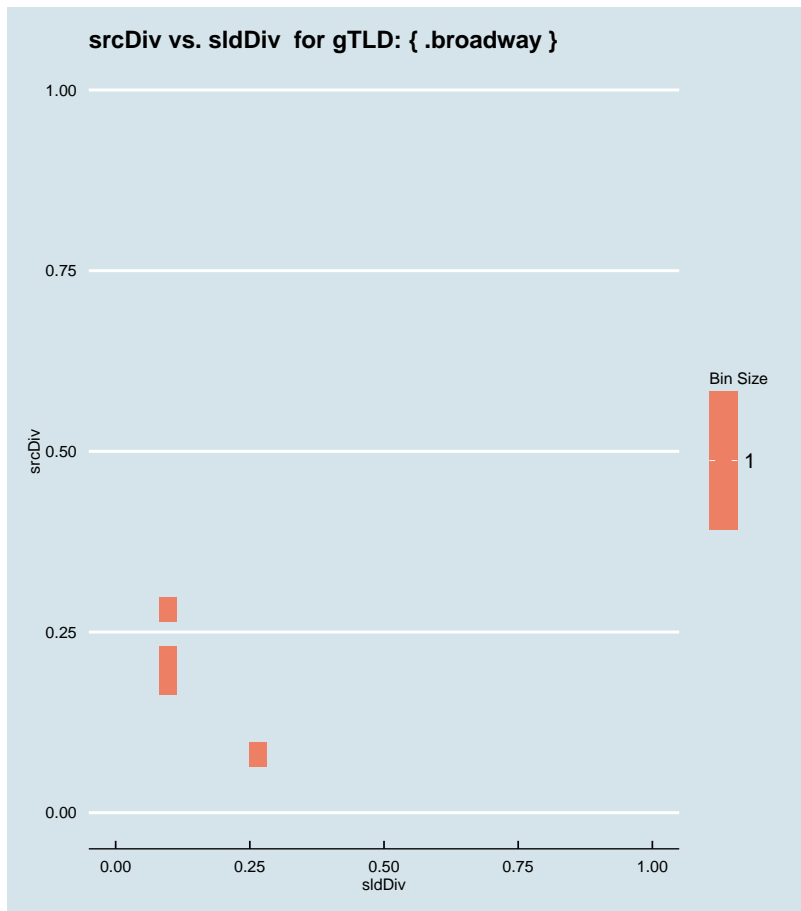


Figure 2.232: Binned scatter-plot of srcDiv and sldDiv for gTLD: { .broadway }.

### :: 2.163 Representative SLDs for gTLD: { .broker }

In this section, we collect representative SLDs related to gTLD: 'broker'. We found 6 unique SLDs after filtering. A total of 11856 records were considered representative and they are 70.425% of the gTLD dump. Since the total number of records for this gTLD is 11856, there are 0 non-representative records (NRep). In addition, this set comprises  $4.86E-6$  of the entire data-set. Table 2.117 shows the corresponding SLDs ordered by the level of importance. Figure 2.233 shows the record count (PPM) for each representative SLD. Figure 2.234 shows the binned scatter-plot of srcDiv and sldDiv.

► { .broker }  
 Total SLDs: 6  
 a-sldDiv: 70.425%  
 a-oR: 0.000%  
 NRep: 0



Individual SLD descriptors for gTLD: {broker}										
SLD	count	sldDiv	$\phi$ -sldDiv	ipcount	srcDiv	$\phi$ -srcDiv	oR	a-srcDiv	a-oR	rem
INCATB	0.004	0.218	1.000	1.22E-4	0.033	0.003	1.51E-6	0.218	1.51E-6	8181
INCATC	0.002	0.113	1.000	1.85E-4	0.098	0.016	7.77E-7	0.331	2.28E-6	6284
RANDOM13	0.002	0.109	1.000	2.37E-4	0.129	0.025	7.52E-7	0.440	3.04E-6	4450
unum	0.002	0.100	1.000	5E-6	0.003	9.26E-5	6.89E-7	0.540	3.72E-6	2768
service	0.002	0.093	1.000	5E-6	0.003	1.04E-4	6.39E-7	0.632	4.36E-6	1208
INCATF	0.001	0.072	1.000	1.27E-4	0.105	0.018	4.95E-7	0.704	4.86E-6	0

Table 2.117: Top 6 most significant SLDs for gTLD 'broker'. The SLD list holds 70.425% of the entries found in the gTLD and 4.86E-6 of the total number of entries for the entire experiment. **count** represents the number of records found for the SLD (in parts per million). **sldDiv** is the raw count divided by the number of records of this gTLD dump file. **oR** is the ratio of raw count to the total number of records of the experiment.  $\phi$ -**sldDiv** represents the  $\phi$  percentile of sldDiv on the entire data-set. **a-srcDiv** is the cumulative srcDiv variable. **a-oR** is the cumulative oR.

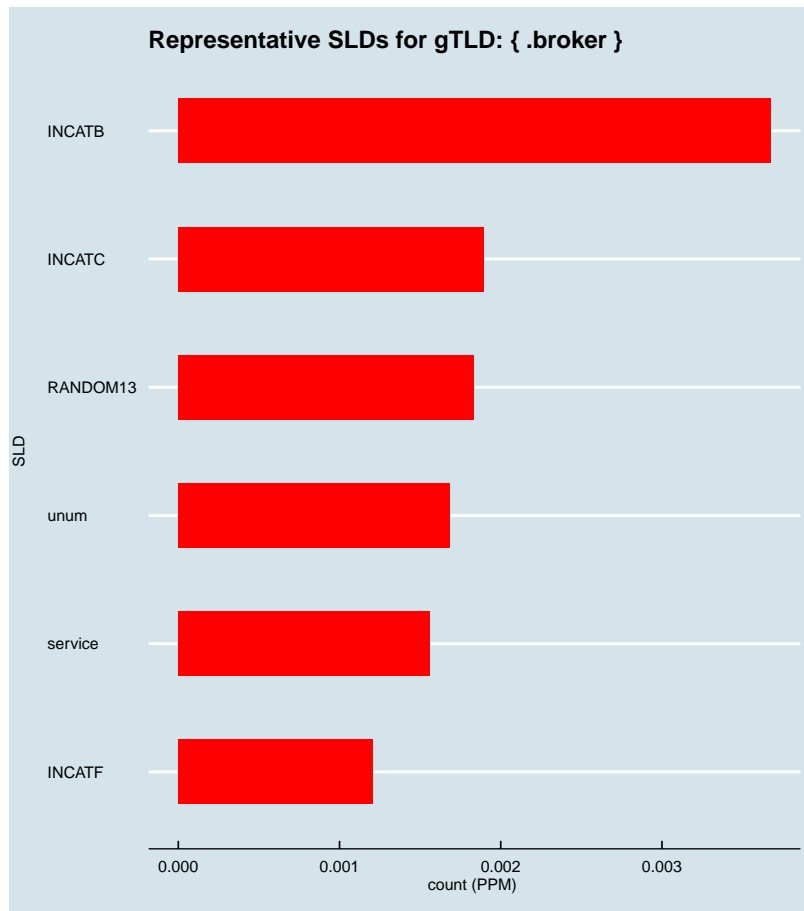


Figure 2.233: Representative SLDs for gTLD: { .broker }. The  $x$  axis displays number of times (in parts per million) the corresponding SLD ( $y$  axis) was found in the gTLD.

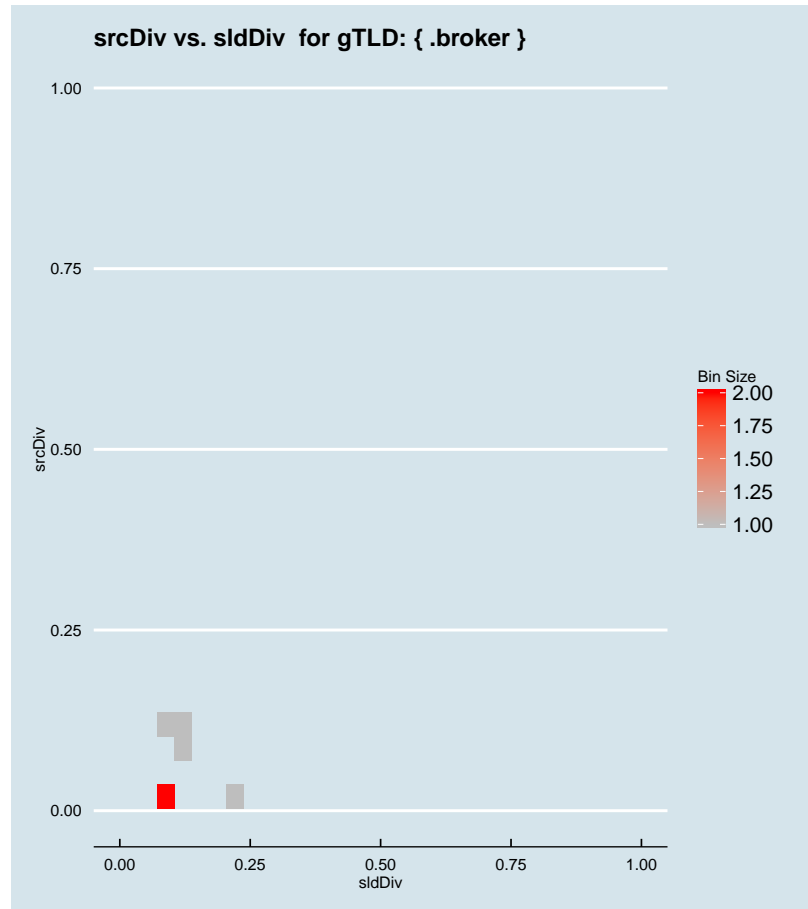


Figure 2.234: Binned scatter-plot of srcDiv and sldDiv for gTLD: { .broker}.

### :: 2.164 Representative SLDs for gTLD: { .brother }

In this section, we collect representative SLDs related to gTLD: 'brother'. We found 3 unique SLDs after filtering. A total of 9421 records were considered representative and they are 48.492% of the gTLD dump. Since the total number of records for this gTLD is 9421, there are 0 non-representative records (NRep). In addition, this set comprises 3.86E-6 of the entire data-set. Table 2.118 shows the corresponding SLDs ordered by the level of importance. Figure 2.235 shows the record count (PPM) for each representative SLD. Figure 2.236 shows the binned scatter-plot of srcDiv and sldDiv.

► { .brother }  
Total SLDs: 3  
a-sldDiv: 48.492%  
a-oR: 0.000%  
NRep: 0



Individual SLD descriptors for gTLD: {brother}										
SLD	count	sldDiv	$\phi$ -sldDiv	ipcount	srcDiv	$\phi$ -srcDiv	oR	a-srcDiv	a-oR	rem
INVALID	0.006	0.317	1.000	3.84E-4	0.062	0.008	2.53E-6	0.317	2.53E-6	3259
RANDOM13	0.002	0.104	1.000	4.98E-4	0.247	0.057	8.25E-7	0.421	3.35E-6	1245
imp	0.001	0.064	1.000	2.34E-4	0.188	0.042	5.1E-7	0.485	3.86E-6	0

Table 2.118: Top 3 most significant SLDs for gTLD 'brother'. The SLD list holds 48.492% of the entries found in the gTLD and 3.86E-6 of the total number of entries for the entire experiment. **count** represents the number of records found for the SLD (in parts per million). **sldDiv** is the raw count divided by the number of records of this gTLD dump file. **oR** is the ratio of raw count to the total number of records of the experiment.  $\phi$ -**sldDiv** represents the  $\phi$  percentile of sldDiv on the entire data-set. **a-srcDiv** is the cumulative srcDiv variable. **a-oR** is the cumulative oR.

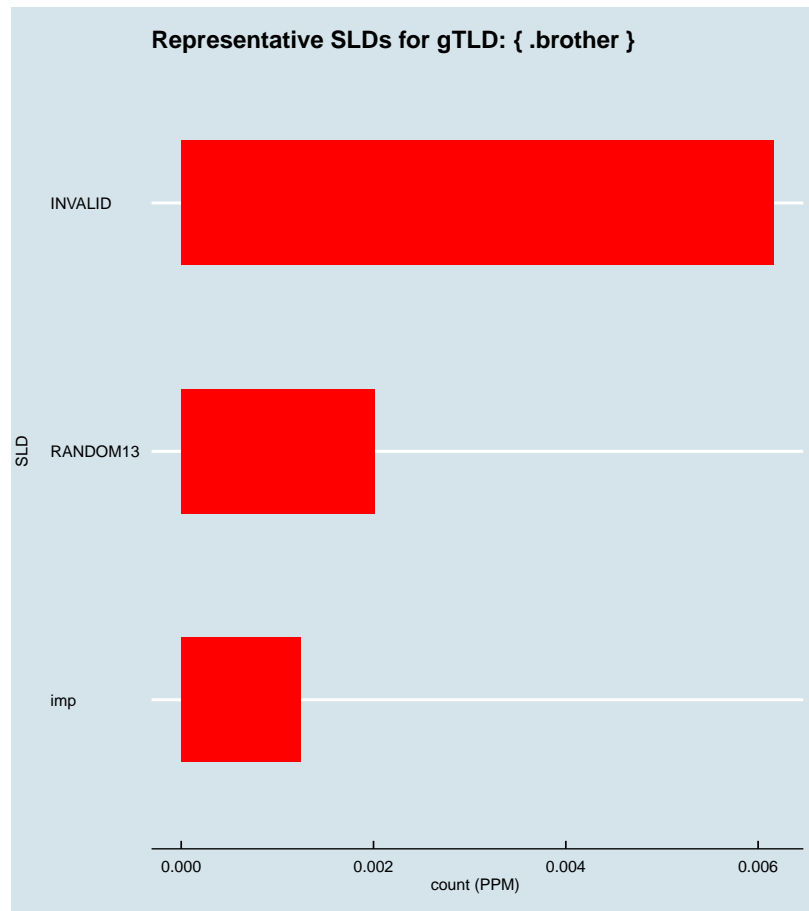


Figure 2.235: Representative SLDs for gTLD: { .brother }. The  $x$  axis displays number of times (in parts per million) the corresponding SLD ( $y$  axis) was found in the gTLD.

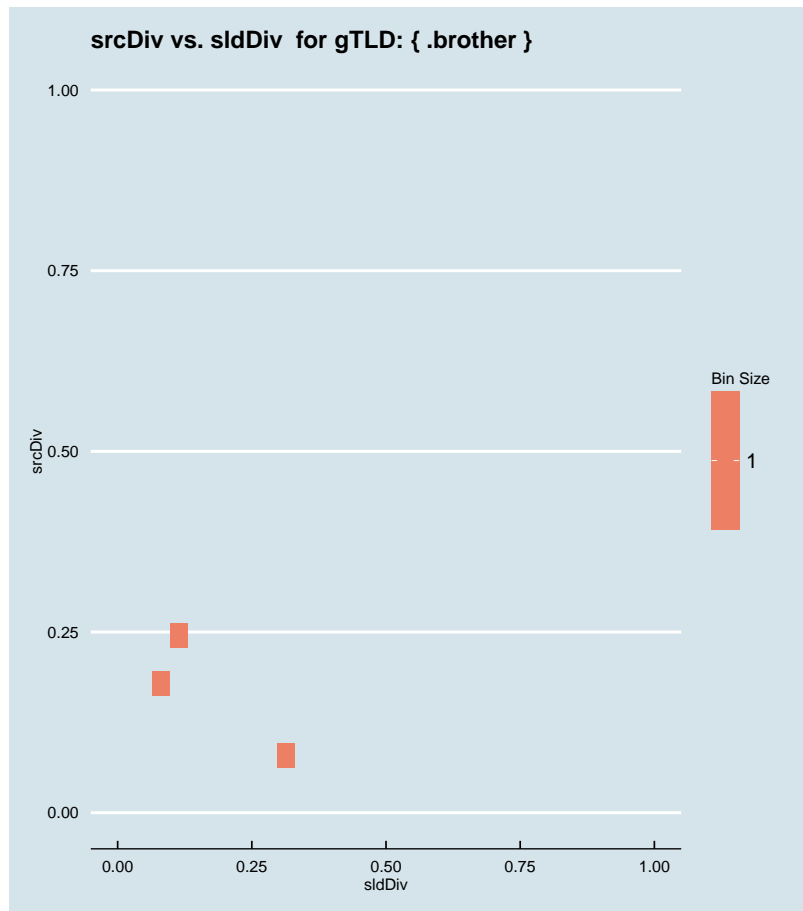


Figure 2.236: Binned scatter-plot of srcDiv and sldDiv for gTLD: {.brother}.

### :: 2.165 Representative SLDs for gTLD: {.brussels}

In this section, we collect representative SLDs related to gTLD: 'brussels'. We found 1 unique SLDs after filtering. A total of 2036 records were considered representative and they are 36.533% of the gTLD dump. Since the total number of records for this gTLD is 2036, there are 0 non-representative records (NRep). In addition, this set comprises  $8.34E-7$  of the entire data-set. Table 2.119 shows the corresponding SLDs ordered by the level of importance. Figure 2.237 shows the record count (PPM) for each representative SLD. Figure 2.238 shows the binned scatter-plot of srcDiv and sldDiv.

► {.brussels}  
 Total SLDs: 1  
 a-sldDiv: 36.533%  
 a-oR: 0.000%  
 NRep: 0

Individual SLD descriptors for gTLD: {brussels}										
<b>SLD</b>	<b>count</b>	<b>sldDiv</b>	$\phi$ - <b>sldDiv</b>	<b>ipcount</b>	<b>srcDiv</b>	$\phi$ - <b>srcDiv</b>	<b>oR</b>	<b>a-srcDiv</b>	<b>a-oR</b>	<b>rem</b>
INCATB	0.002	0.365	1.000	7.7E-5	0.038	0.004	8.34E-7	0.365	8.34E-7	0

Table 2.119: Top 1 most significant SLDs for gTLD 'brussels'. The SLD list holds 36.533% of the entries found in the gTLD and 8.34E-7 of the total number of entries for the entire experiment. **count** represents the number of records found for the SLD (in parts per million). **sldDiv** is the raw count divided by the number of records of this gTLD dump file. **oR** is the ratio of raw count to the total number of records of the experiment.  $\phi$ -**sldDiv** represents the  $\phi$  percentile of sldDiv on the entire data-set. **a-srcDiv** is the cumulative srcDiv variable. **a-oR** is the cumulative oR.




Figure 2.237: Representative SLDs for gTLD: { .brussels }. The  $x$  axis displays number of times (in parts per million) the corresponding SLD ( $y$  axis) was found in the gTLD.



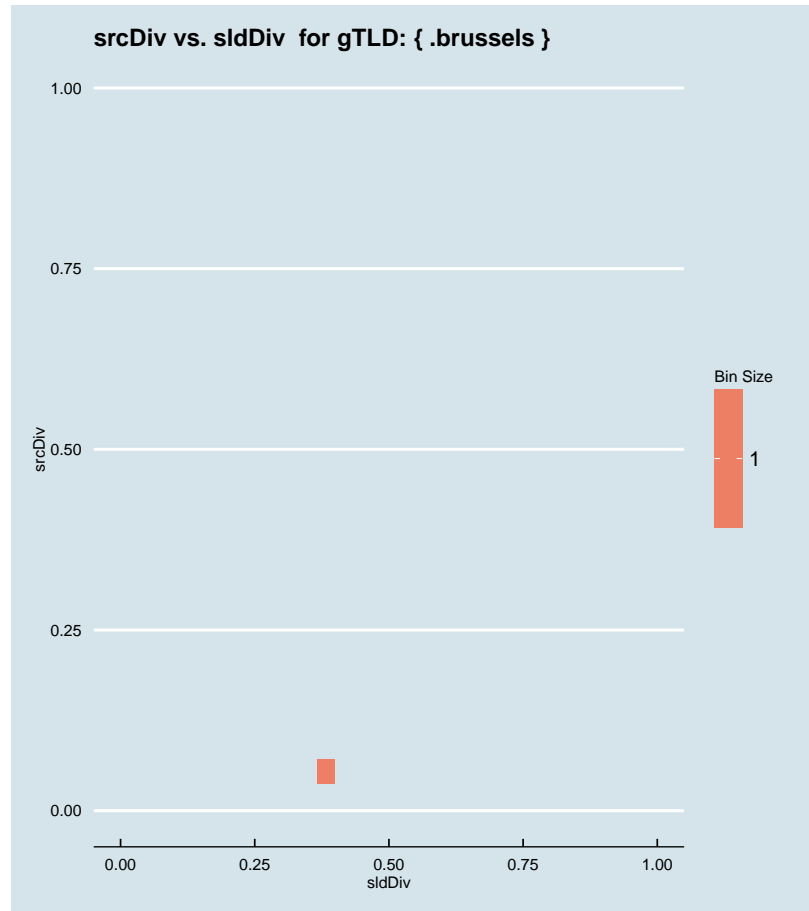


Figure 2.238: Binned scatter-plot of srcDiv and sldDiv for gTLD: { .brussels }.

### :: 2.166 Representative SLDs for gTLD: { .budapest }

In this section, we collect representative SLDs related to gTLD: 'budapest'. We found 2 unique SLDs after filtering. A total of 4026 records were considered representative and they are 40.952% of the gTLD dump. Since the total number of records for this gTLD is 4026, there are 0 non-representative records (NRep). In addition, this set comprises  $1.65E-6$  of the entire data-set. Table 2.120 shows the corresponding SLDs ordered by the level of importance. Figure 2.239 shows the record count (PPM) for each representative SLD. Figure 2.240 shows the binned scatter-plot of srcDiv and sldDiv.

► { .budapest }  
Total SLDs: 2  
a-sldDiv: 40.952%  
a-oR: 0.000%  
NRep: 0



Individual SLD descriptors for gTLD: {budapest}										
SLD	count	sldDiv	$\phi$ -sldDiv	ipcount	srcDiv	$\phi$ -srcDiv	oR	a-srcDiv	a-oR	rem
RANDOM13	0.003	0.280	1.000	1.77E-4	0.064	0.009	1.13E-6	0.280	1.13E-6	1275
ddb	0.001	0.130	1.000	9.6E-5	0.075	0.011	5.23E-7	0.410	1.65E-6	0

Table 2.120: Top 2 most significant SLDs for gTLD 'budapest'. The SLD list holds 40.952% of the entries found in the gTLD and 1.65E-6 of the total number of entries for the entire experiment. **count** represents the number of records found for the SLD (in parts per million). **sldDiv** is the raw count divided by the number of records of this gTLD dump file. **oR** is the ratio of raw count to the total number of records of the experiment.  $\phi$ -**sldDiv** represents the  $\phi$  percentile of sldDiv on the entire data-set. **a-srcDiv** is the cumulative srcDiv variable. **a-oR** is the cumulative oR.

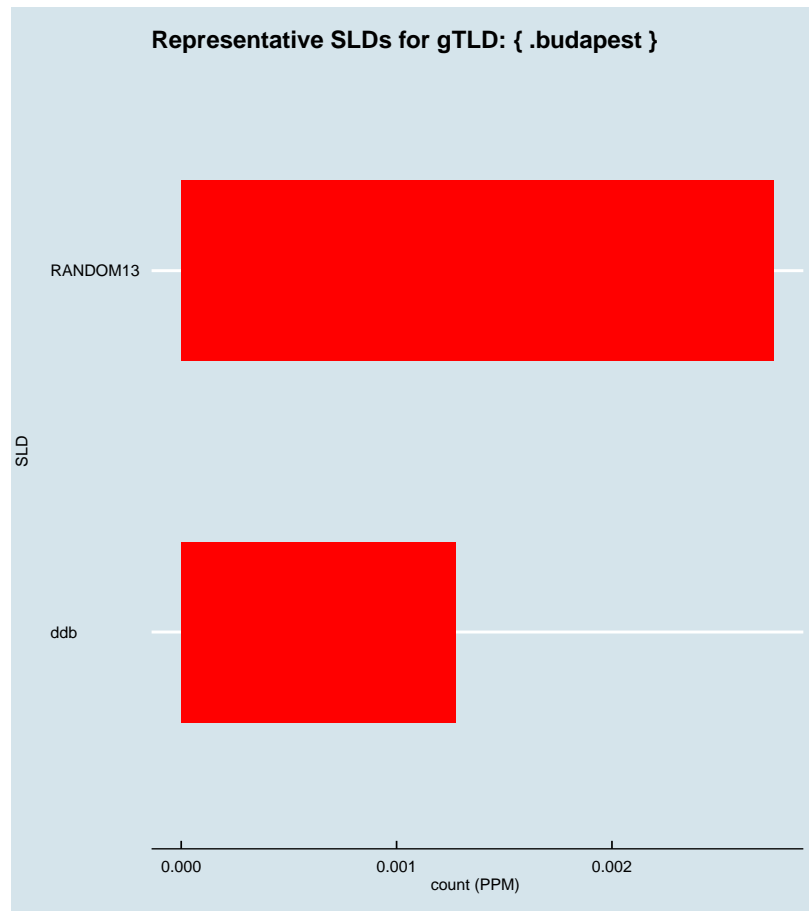


Figure 2.239: Representative SLDs for gTLD: { .budapest}. The x axis displays number of times (in parts per million) the corresponding SLD (y axis) was found in the gTLD.

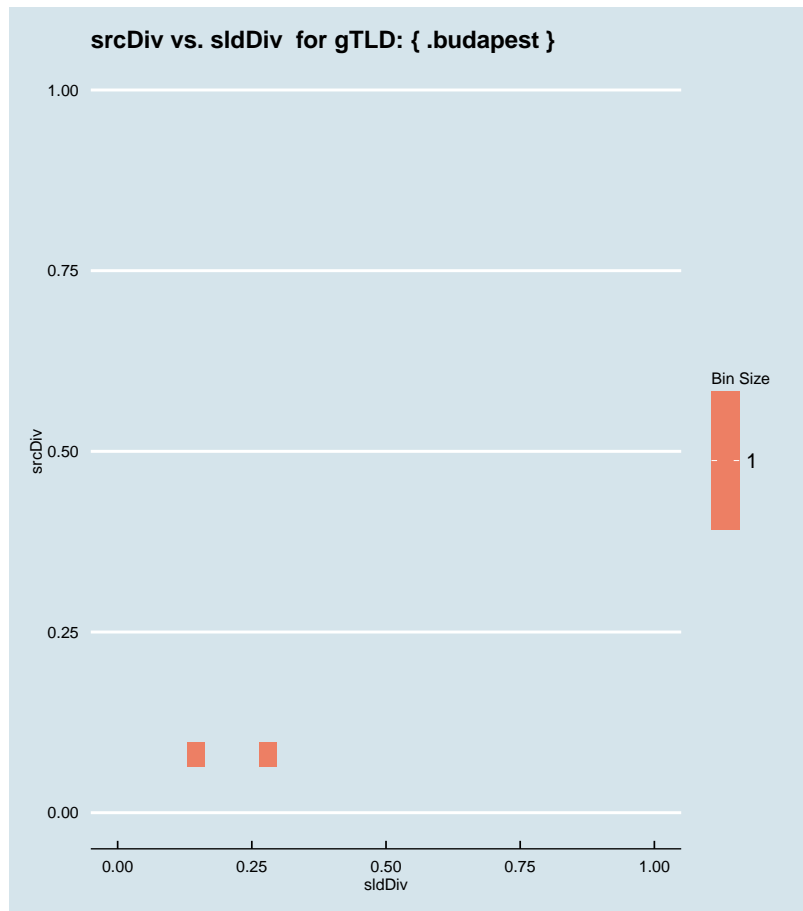


Figure 2.240: Binned scatter-plot of srcDiv and sldDiv for gTLD: { .budapest }.

### :: 2.167 Representative SLDs for gTLD: { .bugatti }

In this section, we collect representative SLDs related to gTLD: 'bugatti'. We found 2 unique SLDs after filtering. A total of 7155 records were considered representative and they are 78.317% of the gTLD dump. Since the total number of records for this gTLD is 7155, there are 0 non-representative records (NRep). In addition, this set comprises  $2.93E-6$  of the entire data-set. Table 2.121 shows the corresponding SLDs ordered by the level of importance. Figure 2.241 shows the record count (PPM) for each representative SLD. Figure 2.242 shows the binned scatter-plot of srcDiv and sldDiv.

```
► { .bugatti }
Total SLDs: 2
a-sldDiv: 78.317%
a-oR: 0.000%
NRep: 0
```

Individual SLD descriptors for gTLD: {bugatti}										
SLD	count	sldDiv	$\phi$ -sldDiv	ipcount	srcDiv	$\phi$ -srcDiv	oR	a-srcDiv	a-oR	rem
INVALID	0.005	0.503	1.000	1.29E-4	0.028	0.002	1.88E-6	0.503	1.88E-6	2558
INCATF	0.003	0.280	1.000	2.1E-5	0.008	3.77E-4	1.05E-6	0.783	2.93E-6	0

Table 2.121: Top 2 most significant SLDs for gTLD 'bugatti'. The SLD list holds 78.317% of the entries found in the gTLD and 2.93E-6 of the total number of entries for the entire experiment. **count** represents the number of records found for the SLD (in parts per million). **sldDiv** is the raw count divided by the number of records of this gTLD dump file. **oR** is the ratio of raw count to the total number of records of the experiment.  $\phi$ -**sldDiv** represents the  $\phi$  percentile of sldDiv on the entire data-set. **a-srcDiv** is the cumulative srcDiv variable. **a-oR** is the cumulative oR.

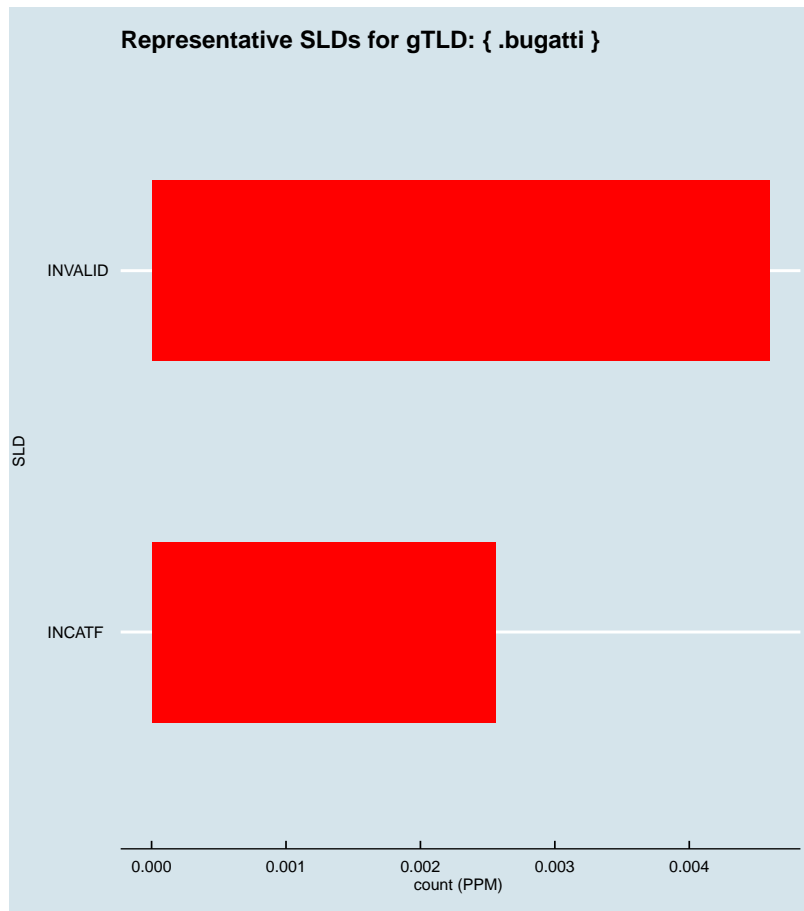


Figure 2.241: Representative SLDs for gTLD: { .bugatti}. The *x* axis displays number of times (in parts per million) the corresponding SLD (*y* axis) was found in the gTLD.

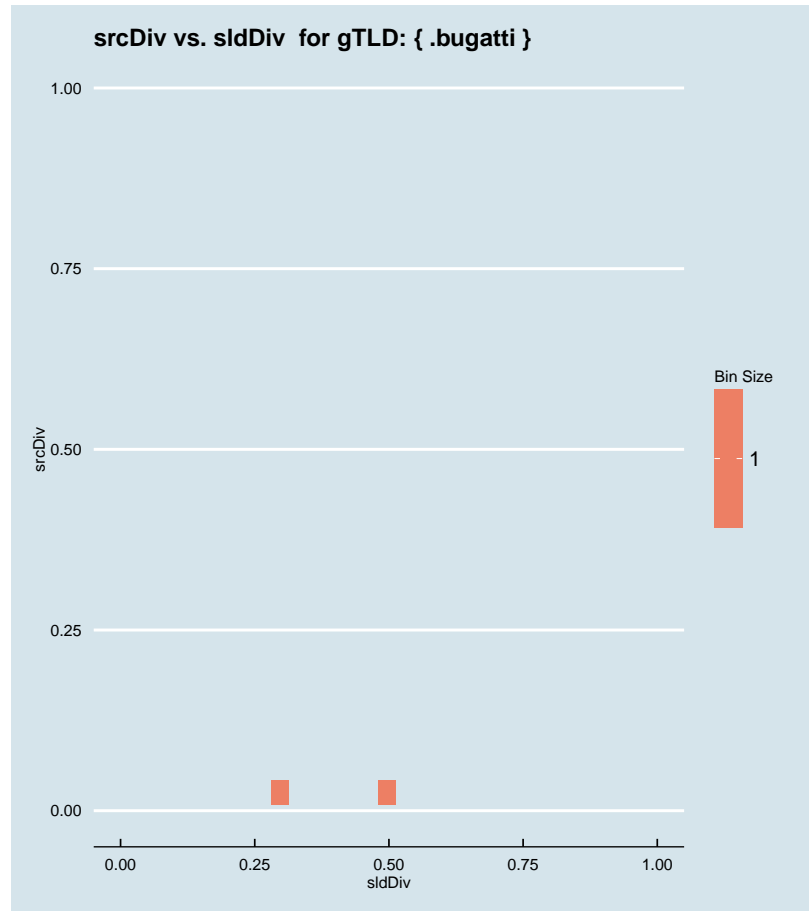


Figure 2.242: Binned scatter-plot of srcDiv and sldDiv for gTLD: {.bugatti}.

### ∴ 2.168 Representative SLDs for gTLD: {.buick}

In this section, we collect representative SLDs related to gTLD: 'buick'. We found 0 unique SLDs after filtering. A total of 0 records were considered representative and they are 0.000% of the gTLD dump. Since the total number of records for this gTLD is 0, there are 0 non-representative records (NRep). In addition, this set comprises 0E0 of the entire data-set.

► {.buick}  
Total SLDs: 0  
a-sldDiv: 0.000%  
a-oR: 0.000%  
NRep: 0

### ∴ 2.169 Representative SLDs for gTLD: {.build}

In this section, we collect representative SLDs related to gTLD: 'build'. We found 6

► {.build}  
Total SLDs: 6  
a-sldDiv: 52.432%  
a-oR: 0.001%  
NRep: 0

unique SLDs after filtering. A total of 23933 records were considered representative and they are 52.432% of the gTLD dump. Since the total number of records for this gTLD is 23933, there are 0 non-representative records (NRep). In addition, this set comprises  $9.81E-6$  of the entire data-set. Table 2.122 shows the corresponding SLDs ordered by the level of importance. Figure 2.243 shows the record count (PPM) for each representative SLD. Figure 2.244 shows the binned scatter-plot of srcDiv and sldDiv.

Individual SLD descriptors for gTLD: {build}										
SLD	count	sldDiv	$\phi$ -sldDiv	ipcount	srcDiv	$\phi$ -srcDiv	oR	a-srcDiv	a-oR	rem
INCATC	0.009	0.196	1.000	0.002	0.195	0.043	$3.67E-6$	0.196	$3.67E-6$	14970
INCATB	0.006	0.133	1.000	$6.06E-4$	0.100	0.016	$2.48E-6$	0.329	$6.16E-6$	8908
RANDOM13	0.005	0.109	1.000	$5.93E-4$	0.120	0.022	$2.03E-6$	0.438	$8.19E-6$	3950
provides	0.002	0.033	1.000	$2.4E-5$	0.016	0.001	$6.16E-7$	0.471	$8.81E-6$	2447
INVALID	0.001	0.027	0.999	$3.27E-4$	0.262	0.067	$5.11E-7$	0.498	$9.32E-6$	1200
solaris-10...	0.001	0.026	0.999	$7.3E-5$	0.061	0.008	$4.92E-7$	0.524	$9.81E-6$	0

Table 2.122: Top 6 most significant SLDs for gTLD 'build'. The SLD list holds 52.432% of the entries found in the gTLD and  $9.81E-6$  of the total number of entries for the entire experiment. **count** represents the number of records found for the SLD (in parts per million). **sldDiv** is the raw count divided by the number of records of this gTLD dump file. **oR** is the ratio of raw count to the total number of records of the experiment.  **$\phi$ -sldDiv** represents the  $\phi$  percentile of sldDiv on the entire data-set. **a-srcDiv** is the cumulative srcDiv variable. **a-oR** is the cumulative oR.



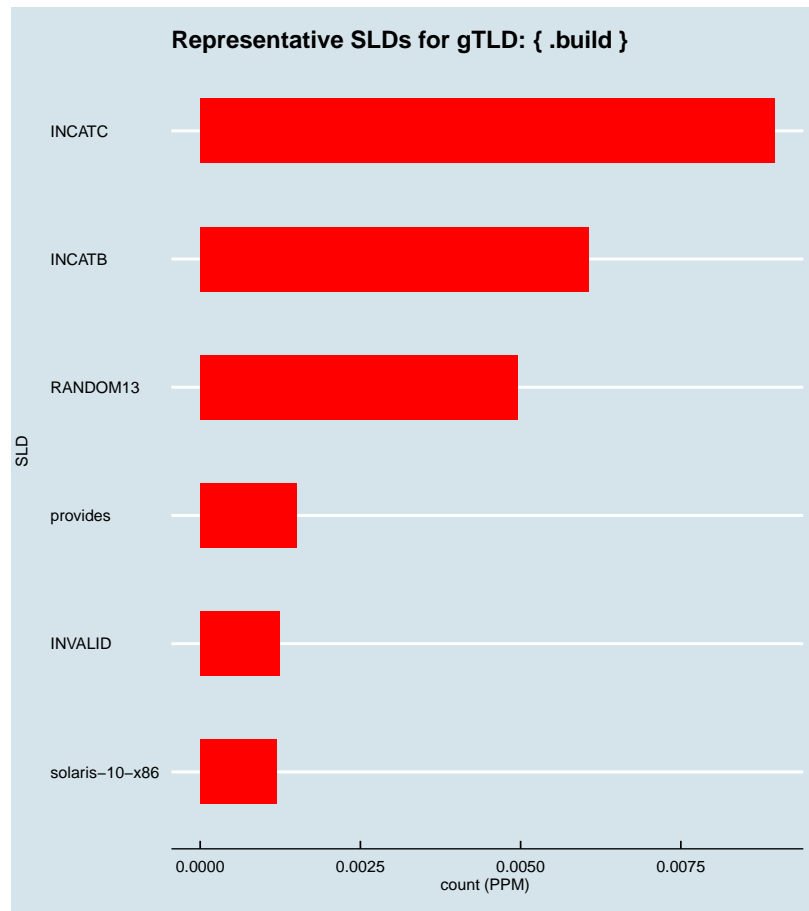


Figure 2.243: Representative SLDs for gTLD: { .build }. The  $x$  axis displays number of times (in parts per million) the corresponding SLD ( $y$  axis) was found in the gTLD.

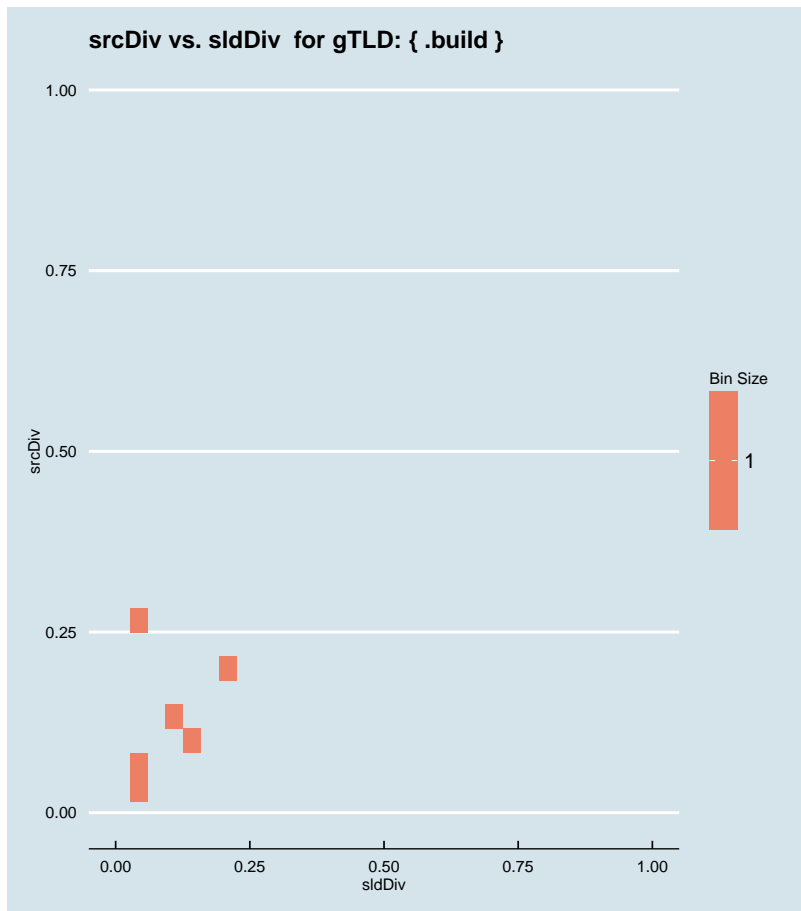


Figure 2.244: Binned scatter-plot of srcDiv and sldDiv for gTLD: {.build}.

### :: 2.170 Representative SLDs for gTLD: {.builders}

In this section, we collect representative SLDs related to gTLD: 'builders'. We found 2 unique SLDs after filtering. A total of 4991 records were considered representative and they are 42.451% of the gTLD dump. Since the total number of records for this gTLD is 4991, there are 0 non-representative records (NRep). In addition, this set comprises 2.05E-6 of the entire data-set. Table 2.123 shows the corresponding SLDs ordered by the level of importance. Figure 2.245 shows the record count (PPM) for each representative SLD. Figure 2.246 shows the binned scatter-plot of srcDiv and sldDiv.

```
► {.builders}
Total SLDs: 2
a-sldDiv: 42.451%
a-oR: 0.000%
NRep: 0
```

Individual SLD descriptors for gTLD: {builders}										
SLD	count	sldDiv	$\phi$ -sldDiv	ipcount	srcDiv	$\phi$ -srcDiv	oR	a-srcDiv	a-oR	rem
INCATF	0.003	0.241	1.000	5.2E-4	0.184	0.041	1.16E-6	0.241	1.16E-6	2163
INVALID	0.002	0.184	1.000	7.5E-5	0.035	0.003	8.86E-7	0.425	2.05E-6	0

Table 2.123: Top 2 most significant SLDs for gTLD 'builders'. The SLD list holds 42.451% of the entries found in the gTLD and 2.05E-6 of the total number of entries for the entire experiment. **count** represents the number of records found for the SLD (in parts per million). **sldDiv** is the raw count divided by the number of records of this gTLD dump file. **oR** is the ratio of raw count to the total number of records of the experiment.  **$\phi$ -sldDiv** represents the  $\phi$  percentile of sldDiv on the entire data-set. **a-srcDiv** is the cumulative srcDiv variable. **a-oR** is the cumulative oR.

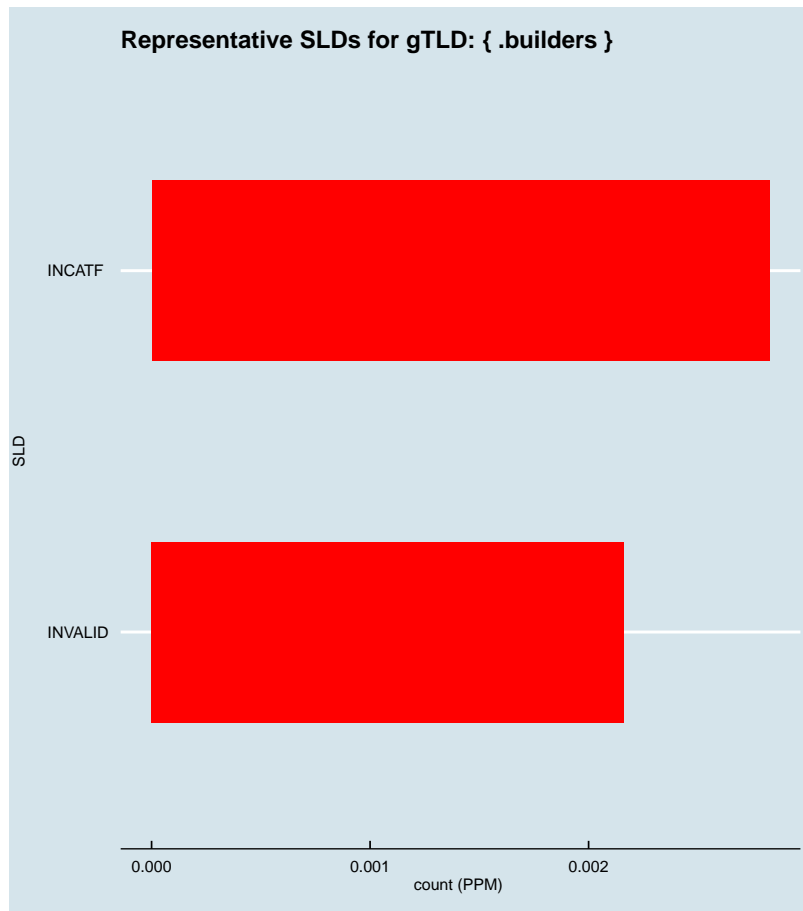


Figure 2.245: Representative SLDs for gTLD: { .builders}. The  $x$  axis displays number of times (in parts per million) the corresponding SLD ( $y$  axis) was found in the gTLD.

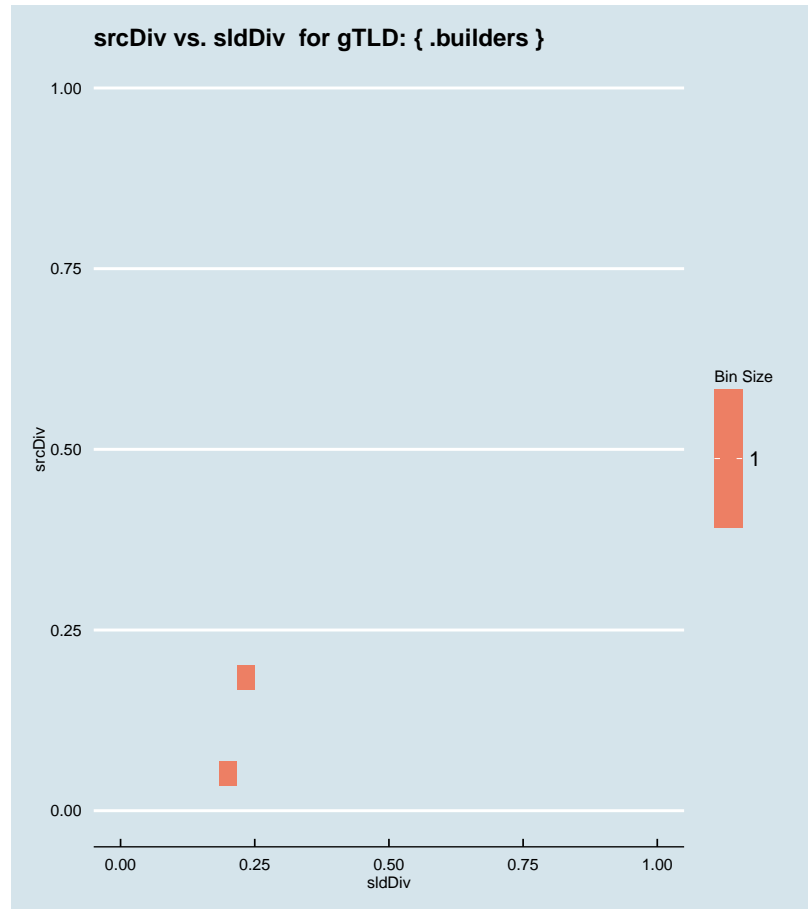


Figure 2.246: Binned scatter-plot of srcDiv and sldDiv for gTLD: { .builders}.

### :: 2.171 Representative SLDs for gTLD: { .business }

In this section, we collect representative SLDs related to gTLD: 'business'. We found 38 unique SLDs after filtering. A total of 3083271 records were considered representative and they are 71.291% of the gTLD dump. Since the total number of records for this gTLD is 3083271, there are 0 non-representative records (NRep). In addition, this set comprises 0.001 of the entire data-set. Table 2.124 shows the corresponding SLDs ordered by the level of importance. Figure 2.247 shows the record count (PPM) for each representative SLD. Figure 2.248 shows the binned scatter-plot of srcDiv and sldDiv.

► { .business }  
Total SLDs: 38  
a-sldDiv: 71.291%  
a-oR: 0.126%  
NRep: 0

Individual SLD descriptors for gTLD: {.business}										
SLD	count	sldDiv	$\phi$ -sldDiv	ipcount	srcDiv	$\phi$ -srcDiv	oR	a-srcDiv	a-oR	rem
RANDOM10	1.423	0.329	1.000	0.001	9.38E-4	1.59E-5	5.83E-4	0.329	5.83E-4	1660500
INCATB	1.258	0.291	1.000	0.002	0.002	4.1E-5	5.16E-4	0.620	0.001	402158
INVALID	0.160	0.037	1.000	0.001	0.008	3.77E-4	6.57E-5	0.657	0.001	241730
SHORTSLD	0.044	0.010	0.999	6.94E-4	0.016	0.001	1.81E-5	0.667	0.001	197584
INCATD	0.041	0.010	0.999	3.8E-4	0.009	4.43E-4	1.7E-5	0.677	0.001	156221
RANDOM13	0.033	0.008	0.999	8.41E-4	0.025	0.002	1.37E-5	0.685	0.001	122830
INCATC	0.033	0.008	0.999	0.001	0.041	0.004	1.35E-5	0.692	0.001	89928
isatap	0.023	0.005	0.999	0.005	0.205	0.048	9.6E-6	0.698	0.001	66510
INCATF	0.010	0.002	0.998	0.001	0.115	0.021	4.15E-6	0.700	0.001	56392
local	0.008	0.002	0.998	1.59E-4	0.020	0.001	3.32E-6	0.702	0.001	48287
wpad	0.007	0.002	0.997	0.001	0.186	0.041	2.68E-6	0.703	0.001	41759
biuro	0.002	5.77E-4	0.995	2.91E-4	0.117	0.021	1.02E-6	0.704	0.001	39265
http	0.002	5.13E-4	0.994	1.86E-4	0.084	0.013	9.09E-7	0.704	0.001	37047
dhcpcp0	0.002	4.7E-4	0.994	1.25E-4	0.061	0.008	8.33E-7	0.705	0.001	35014
komputer	0.002	4.57E-4	0.994	3.56E-4	0.180	0.039	8.11E-7	0.705	0.001	33036
lan	0.002	4.38E-4	0.994	1.14E-4	0.060	0.008	7.77E-7	0.706	0.001	31141
unifi	0.002	4.02E-4	0.993	1.11E-4	0.064	0.009	7.13E-7	0.706	0.001	29402
laptop	0.002	4E-4	0.993	1.18E-4	0.068	0.010	7.08E-7	0.707	0.001	27674
ania	0.002	3.99E-4	0.993	1.3E-4	0.075	0.011	7.07E-7	0.707	0.001	25949
INCATE	0.002	3.86E-4	0.993	0.001	0.604	0.199	6.85E-7	0.707	0.001	24278
serwer	0.002	3.77E-4	0.993	1.64E-4	0.101	0.017	6.68E-7	0.708	0.001	22649
dhcpcp2	0.002	3.52E-4	0.993	1.27E-4	0.083	0.013	6.23E-7	0.708	0.001	21128
kasia	0.002	3.48E-4	0.992	1.33E-4	0.088	0.014	6.16E-7	0.708	0.001	19625
dhcpcp1	0.001	3.46E-4	0.992	1.28E-4	0.086	0.013	6.13E-7	0.709	0.001	18130
sbsmen	0.001	3.44E-4	0.992	1.36E-4	0.091	0.015	6.1E-7	0.709	0.001	16641
kierownik	0.001	3.27E-4	0.992	1.17E-4	0.083	0.013	5.79E-7	0.709	0.001	15227
agnieszka	0.001	3.19E-4	0.992	1.23E-4	0.089	0.014	5.66E-7	0.710	0.001	13846
admin-komp...	0.001	3.11E-4	0.992	1.28E-4	0.095	0.016	5.51E-7	0.710	0.001	12501
irac5030-e...	0.001	3.06E-4	0.992	5E-6	0.004	1.29E-4	5.43E-7	0.710	0.001	11176
kadry	0.001	2.99E-4	0.992	1.22E-4	0.094	0.016	5.29E-7	0.711	0.001	9884
dhcpcp4	0.001	2.96E-4	0.992	1.09E-4	0.085	0.013	5.25E-7	0.711	0.001	8603
server	0.001	2.89E-4	0.991	1.73E-4	0.138	0.027	5.12E-7	0.711	0.001	7353
kasa	0.001	2.89E-4	0.991	1.05E-4	0.084	0.013	5.11E-7	0.711	0.001	6105
brn001ba95...	0.001	2.86E-4	0.991	5.9E-5	0.048	0.006	5.06E-7	0.712	0.001	4870
cfgllc	0.001	2.85E-4	0.991	2.08E-4	0.169	0.037	5.04E-7	0.712	0.001	3639

Table 2.124: Top 35 most significant SLDs for gTLD 'business'. The SLD list holds 71.291% of the entries found in the gTLD and 0.001 of the total number of entries for the entire experiment. **count** represents the number of records found for the SLD (in parts per million). **sldDiv** is the raw count divided by the number of records of this gTLD dump file. **oR** is the ratio of raw count to the total number of records of the experiment.  $\phi$ -**sldDiv** represents the  $\phi$  percentile of sldDiv on the entire data-set. **a-srcDiv** is the cumulative srcDiv variable. **a-oR** is the cumulative oR.

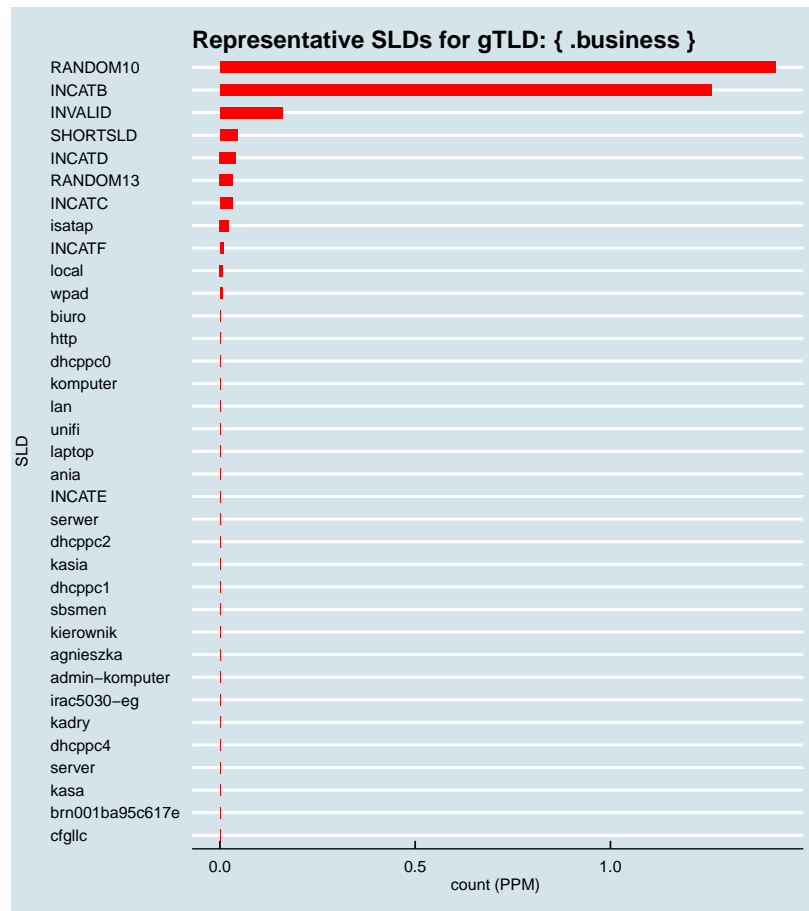


Figure 2.247: Representative SLDs for gTLD: { .business }. The x axis displays number of times (in parts per million) the corresponding SLD (y axis) was found in the gTLD.

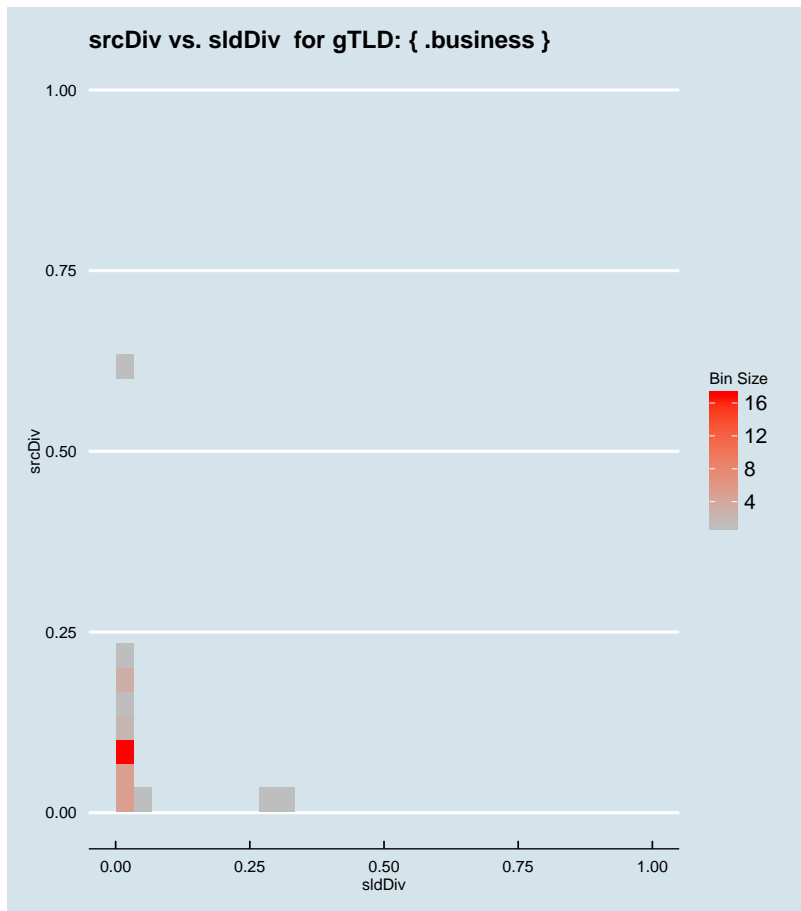


Figure 2.248: Binned scatter-plot of srcDiv and sldDiv for gTLD: { .business }.

### :: 2.172 Representative SLDs for gTLD: { .buy }

In this section, we collect representative SLDs related to gTLD: 'buy'. We found 4 unique SLDs after filtering. A total of 10230 records were considered representative and they are 35.973% of the gTLD dump. Since the total number of records for this gTLD is 10230, there are 0 non-representative records (NRep). In addition, this set comprises 4.19E-6 of the entire data-set. Table 2.125 shows the corresponding SLDs ordered by the level of importance. Figure 2.249 shows the record count (PPM) for each representative SLD. Figure 2.250 shows the binned scatter-plot of srcDiv and sldDiv.

► { .buy }  
 Total SLDs: 4  
 a-sldDiv: 35.973%  
 a-oR: 0.000%  
 NRep: 0



Individual SLD descriptors for gTLD: {.buy}										
SLD	count	sldDiv	$\phi$ -sldDiv	ipcount	srcDiv	$\phi$ -srcDiv	oR	a-srcDiv	a-oR	rem
INCATB	0.003	0.111	1.000	0.001	0.425	0.117	1.3E-6	0.111	1.3E-6	7063
INCATE	0.003	0.110	1.000	0.002	0.677	0.233	1.28E-6	0.221	2.58E-6	3946
INCATC	0.002	0.083	1.000	0.001	0.495	0.130	9.65E-7	0.304	3.54E-6	1591
RANDOM13	0.002	0.056	1.000	5.05E-4	0.317	0.080	6.52E-7	0.360	4.19E-6	0

Table 2.125: Top 4 most significant SLDs for gTLD 'buy'. The SLD list holds 35.973% of the entries found in the gTLD and 4.19E-6 of the total number of entries for the entire experiment. **count** represents the number of records found for the SLD (in parts per million). **sldDiv** is the raw count divided by the number of records of this gTLD dump file. **oR** is the ratio of raw count to the total number of records of the experiment.  **$\phi$ -sldDiv** represents the  $\phi$  percentile of sldDiv on the entire data-set. **a-srcDiv** is the cumulative srcDiv variable. **a-oR** is the cumulative oR.

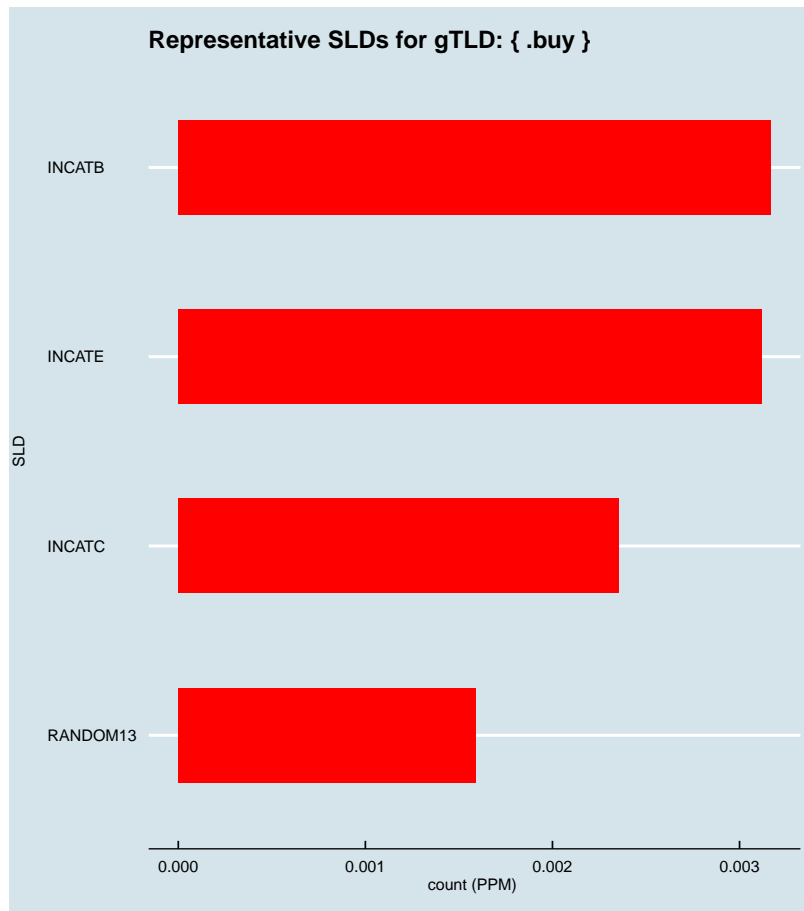


Figure 2.249: Representative SLDs for gTLD: { .buy }. The x axis displays number of times (in parts per million) the corresponding SLD (y axis) was found in the gTLD.

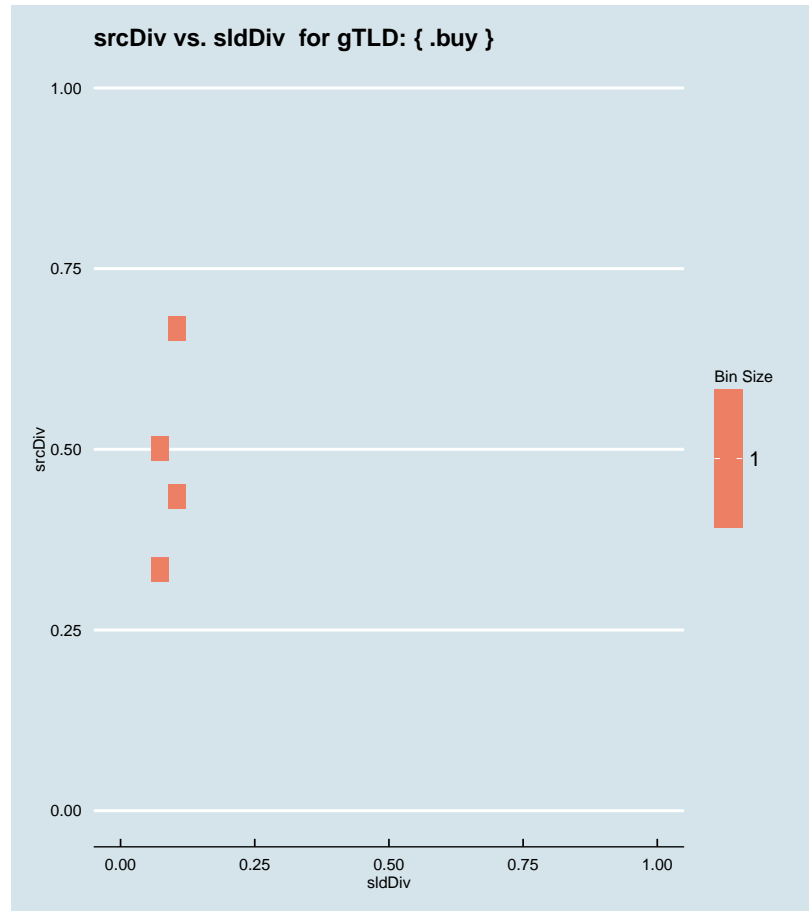


Figure 2.250: Binned scatter-plot of srcDiv and sldDiv for gTLD: { .buy }.

### :: 2.173 Representative SLDs for gTLD: { .buzz }

In this section, we collect representative SLDs related to gTLD: 'buzz'. We found 5 unique SLDs after filtering. A total of 23862 records were considered representative and they are 77.364% of the gTLD dump. Since the total number of records for this gTLD is 23862, there are 0 non-representative records (NRep). In addition, this set comprises  $9.78E-6$  of the entire data-set. Table 2.126 shows the corresponding SLDs ordered by the level of importance. Figure 2.251 shows the record count (PPM) for each representative SLD. Figure 2.252 shows the binned scatter-plot of srcDiv and sldDiv.

► { .buzz }  
Total SLDs: 5  
a-sldDiv: 77.364%  
a-oR: 0.001%  
NRep: 0

Individual SLD descriptors for gTLD: {buzz}										
SLD	count	sldDiv	$\phi$ -sldDiv	ipcount	srcDiv	$\phi$ -srcDiv	oR	a-srcDiv	a-oR	rem
INCATB	0.012	0.400	1.000	4.95E-4	0.040	0.004	5.06E-6	0.400	5.06E-6	11519
RANDOM10	0.004	0.125	1.000	2.25E-4	0.059	0.008	1.58E-6	0.525	6.63E-6	7674
INVALID	0.004	0.116	1.000	2.43E-4	0.068	0.010	1.46E-6	0.640	8.09E-6	4111
RANDOM13	0.003	0.083	1.000	3.36E-4	0.132	0.025	1.04E-6	0.723	9.14E-6	1566
INCATD	0.002	0.051	1.000	3.8E-5	0.024	0.002	6.42E-7	0.774	9.78E-6	0

Table 2.126: Top 5 most significant SLDs for gTLD 'buzz'. The SLD list holds 77.364% of the entries found in the gTLD and 9.78E-6 of the total number of entries for the entire experiment. **count** represents the number of records found for the SLD (in parts per million). **sldDiv** is the raw count divided by the number of records of this gTLD dump file. **oR** is the ratio of raw count to the total number of records of the experiment.  **$\phi$ -sldDiv** represents the  $\phi$  percentile of sldDiv on the entire data-set. **a-srcDiv** is the cumulative srcDiv variable. **a-oR** is the cumulative oR.

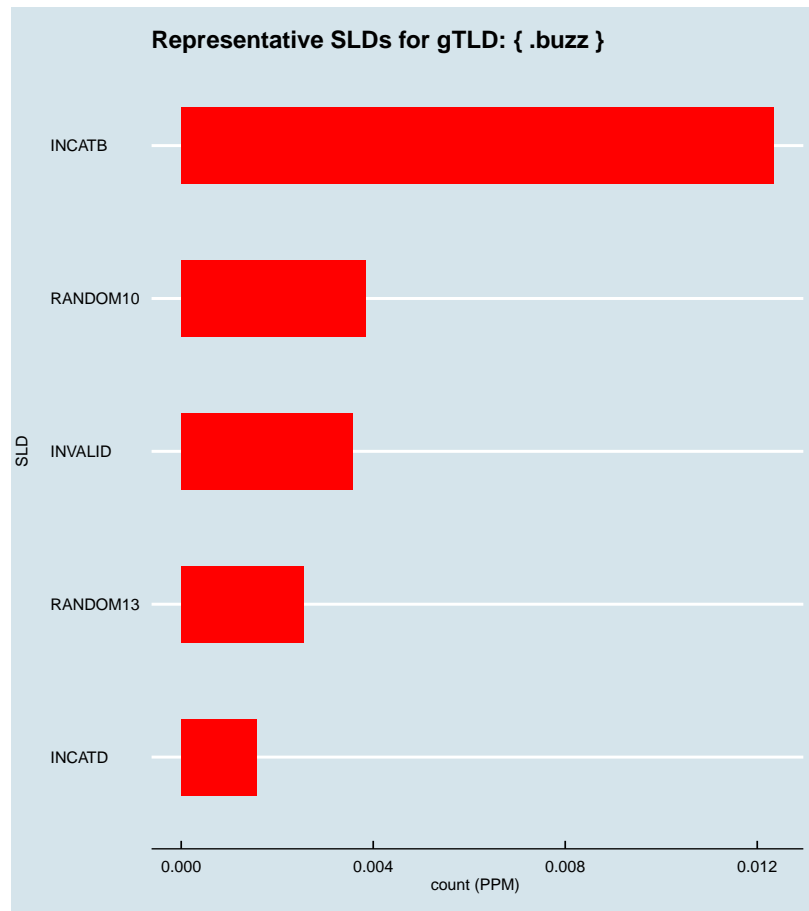


Figure 2.251: Representative SLDs for gTLD: { .buzz }. The  $x$  axis displays number of times (in parts per million) the corresponding SLD ( $y$  axis) was found in the gTLD.

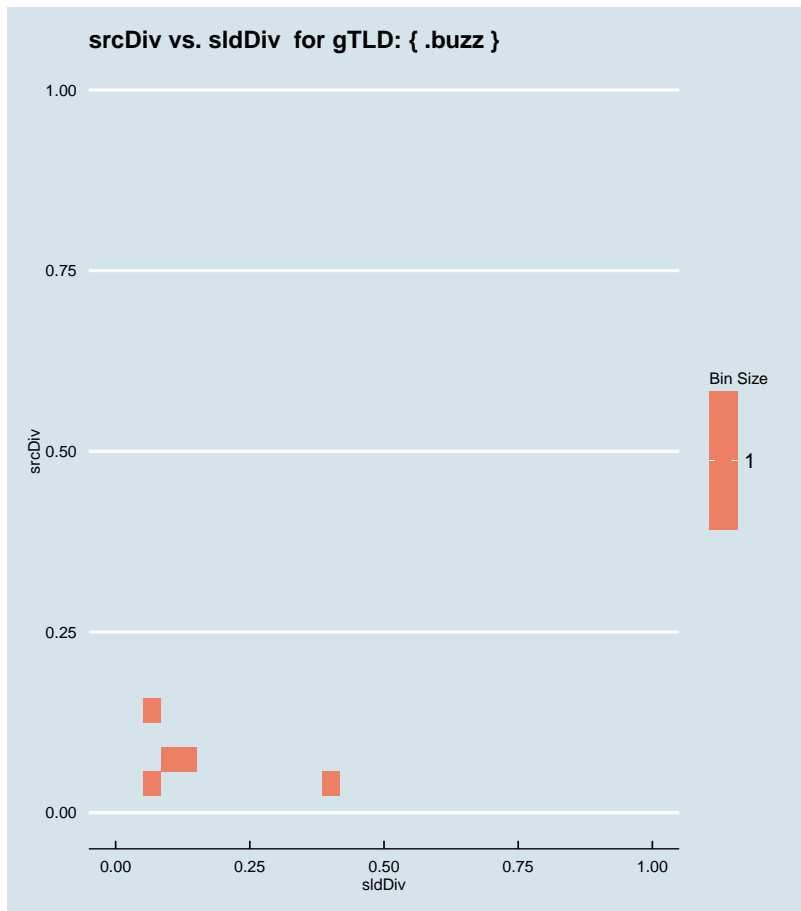


Figure 2.252: Binned scatter-plot of srcDiv and sldDiv for gTLD: { .buzz }.

### :: 2.174 Representative SLDs for gTLD: { .bv }

In this section, we collect representative SLDs related to gTLD: 'bv'. We found 10 unique SLDs after filtering. A total of 42115 records were considered representative and they are 53.149% of the gTLD dump. Since the total number of records for this gTLD is 42115, there are 0 non-representative records (NRep). In addition, this set comprises 1.73E-5 of the entire data-set. Table 2.127 shows the corresponding SLDs ordered by the level of importance. Figure 2.253 shows the record count (PPM) for each representative SLD. Figure 2.254 shows the binned scatter-plot of srcDiv and sldDiv.

► { .bv }  
 Total SLDs: 10  
 a-sldDiv: 53.149%  
 a-oR: 0.002%  
 NRep: 0

Individual SLD descriptors for gTLD: {bv}										
SLD	count	sldDiv	$\phi$ -sldDiv	ipcount	srcDiv	$\phi$ -srcDiv	oR	a-srcDiv	a-oR	rem
RANDOM13	0.014	0.179	1.000	0.002	0.137	0.027	5.8E-6	0.179	5.8E-6	27968
INCATB	0.010	0.126	1.000	0.004	0.358	0.099	4.08E-6	0.304	9.88E-6	18006
SHORTSLD	0.004	0.055	1.000	0.003	0.620	0.202	1.79E-6	0.359	1.17E-5	13629
INVALID	0.003	0.037	1.000	0.001	0.352	0.098	1.21E-6	0.397	1.29E-5	10680
INCATC	0.003	0.032	1.000	6.63E-4	0.262	0.067	1.04E-6	0.429	1.39E-5	8147
bvnet	0.002	0.031	1.000	8.39E-4	0.344	0.097	1E-6	0.459	1.49E-5	5706
abv	0.002	0.021	0.999	9.91E-4	0.600	0.193	6.77E-7	0.480	1.56E-5	4053
RANDOM10	0.001	0.018	0.999	9.45E-4	0.671	0.232	5.77E-7	0.498	1.62E-5	2644
INCATF	0.001	0.018	0.999	3.99E-4	0.287	0.074	5.7E-7	0.516	1.67E-5	1252
INCATE	0.001	0.016	0.999	8.54E-4	0.682	0.233	5.13E-7	0.531	1.73E-5	0

Table 2.127: Top 10 most significant SLDs for gTLD 'bv'. The SLD list holds 53.149% of the entries found in the gTLD and 1.73E-5 of the total number of entries for the entire experiment. **count** represents the number of records found for the SLD (in parts per million). **sldDiv** is the raw count divided by the number of records of this gTLD dump file. **oR** is the ratio of raw count to the total number of records of the experiment.  **$\phi$ -sldDiv** represents the  $\phi$  percentile of sldDiv on the entire data-set. **a-srcDiv** is the cumulative srcDiv variable. **a-oR** is the cumulative oR.

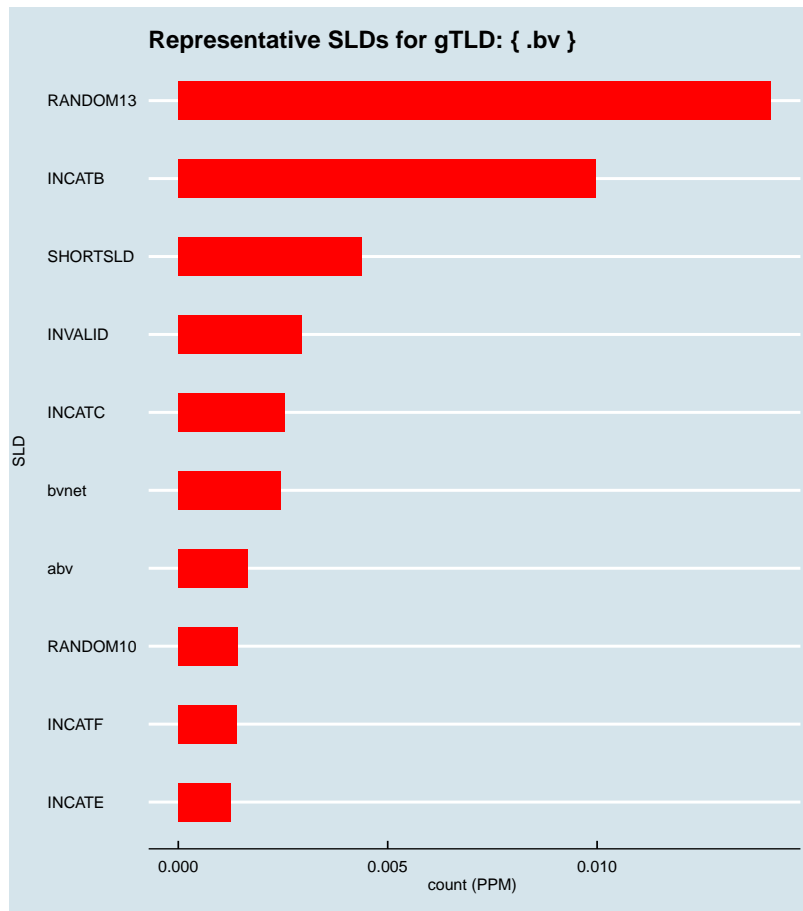


Figure 2.253: Representative SLDs for gTLD: { .bv }. The *x* axis displays number of times (in parts per million) the corresponding SLD (*y* axis) was found in the gTLD.



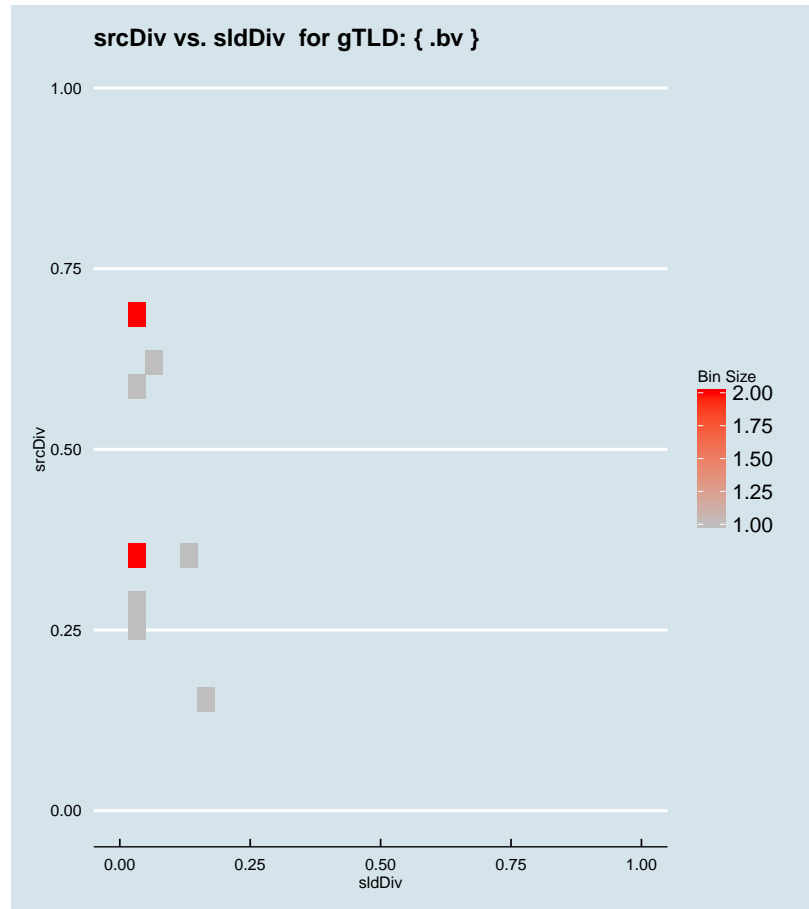


Figure 2.254: Binned scatter-plot of srcDiv and sldDiv for gTLD: { .bv }.

### :: 2.175 Representative SLDs for gTLD: { .bway }

In this section, we collect representative SLDs related to gTLD: 'bway'. We found 0 unique SLDs after filtering. A total of 0 records were considered representative and they are 0.000% of the gTLD dump. Since the total number of records for this gTLD is 0, there are 0 non-representative records (NRep). In addition, this set comprises 0E0 of the entire data-set.

► { .bway }  
Total SLDs: 0  
a-sldDiv: 0.000%  
a-oR: 0.000%  
NRep: 0

### :: 2.176 Representative SLDs for gTLD: { .bzh }

In this section, we collect representative SLDs related to gTLD: 'bzh'. We found 10

► { .bzh }  
Total SLDs: 10  
a-sldDiv: 80.270%  
a-oR: 0.003%  
NRep: 0

unique SLDs after filtering. A total of 63038 records were considered representative and they are 80.270% of the gTLD dump. Since the total number of records for this gTLD is 63038, there are 0 non-representative records (NRep). In addition, this set comprises  $2.58E-5$  of the entire data-set. Table 2.128 shows the corresponding SLDs ordered by the level of importance. Figure 2.255 shows the record count (PPM) for each representative SLD. Figure 2.256 shows the binned scatter-plot of srcDiv and sldDiv.

Individual SLD descriptors for gTLD: {bzh}										
SLD	count	sldDiv	$\phi$ -sldDiv	ipcount	srcDiv	$\phi$ -srcDiv	oR	a-srcDiv	a-oR	rem
deltadore	0.025	0.318	1.000	$8.88E-4$	0.036	0.003	$1.02E-5$	0.318	$1.02E-5$	38082
INCATF	0.016	0.202	1.000	$8.63E-4$	0.055	0.007	$6.49E-6$	0.519	$1.67E-5$	22254
diallib	0.007	0.085	1.000	$4.3E-5$	0.006	$2.67E-4$	$2.75E-6$	0.605	$1.95E-5$	15551
INCATB	0.004	0.046	1.000	$1.32E-4$	0.037	0.004	$1.48E-6$	0.651	$2.09E-5$	11951
icam	0.003	0.032	1.000	$2.52E-4$	0.099	0.016	$1.04E-6$	0.683	$2.2E-5$	9411
systrans	0.002	0.030	1.000	$1.01E-4$	0.043	0.005	$9.61E-7$	0.713	$2.29E-5$	7067
RANDOM13	0.002	0.029	0.999	$3.51E-4$	0.154	0.031	$9.36E-7$	0.742	$2.39E-5$	4784
qio	0.002	0.025	0.999	$1.2E-5$	0.006	$2.53E-4$	$7.93E-7$	0.766	$2.47E-5$	2849
INCATD	0.002	0.020	0.999	$3.62E-4$	0.225	0.053	$6.59E-7$	0.787	$2.53E-5$	1241
hardcore	0.001	0.016	0.999	$3.7E-4$	0.298	0.076	$5.09E-7$	0.803	$2.58E-5$	0

Table 2.128: Top 10 most significant SLDs for gTLD 'bzh'. The SLD list holds 80.270% of the entries found in the gTLD and  $2.58E-5$  of the total number of entries for the entire experiment. **count** represents the number of records found for the SLD (in parts per million). **sldDiv** is the raw count divided by the number of records of this gTLD dump file. **oR** is the ratio of raw count to the total number of records of the experiment.  **$\phi$ -sldDiv** represents the  $\phi$  percentile of sldDiv on the entire data-set. **a-srcDiv** is the cumulative srcDiv variable. **a-oR** is the cumulative oR.

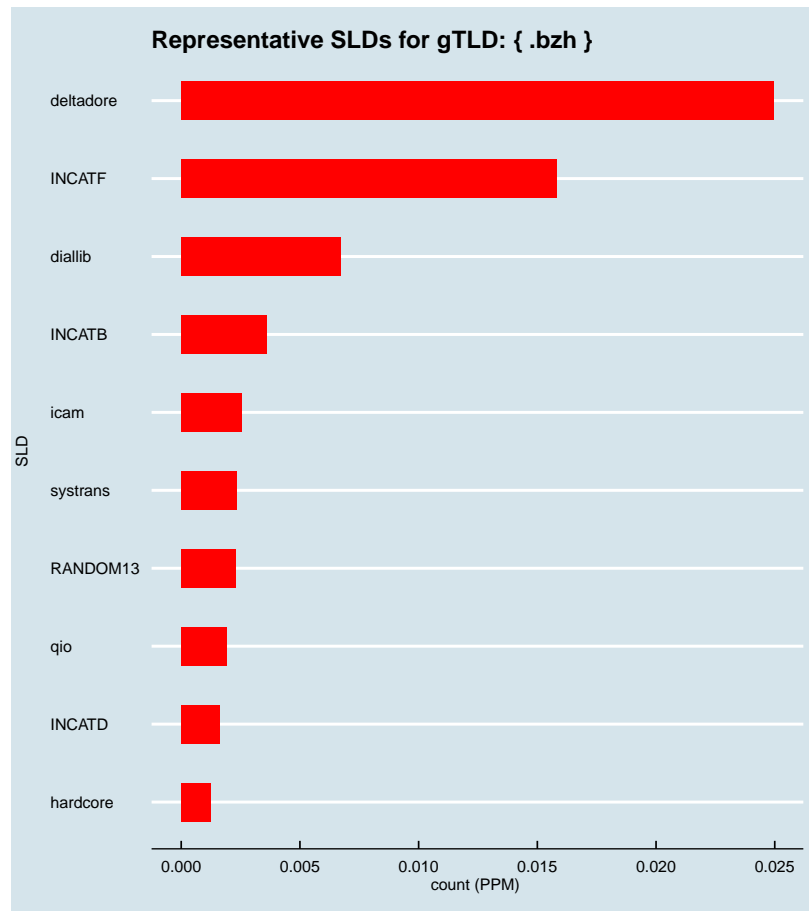


Figure 2.255: Representative SLDs for gTLD: { .bzh }. The  $x$  axis displays number of times (in parts per million) the corresponding SLD ( $y$  axis) was found in the gTLD.

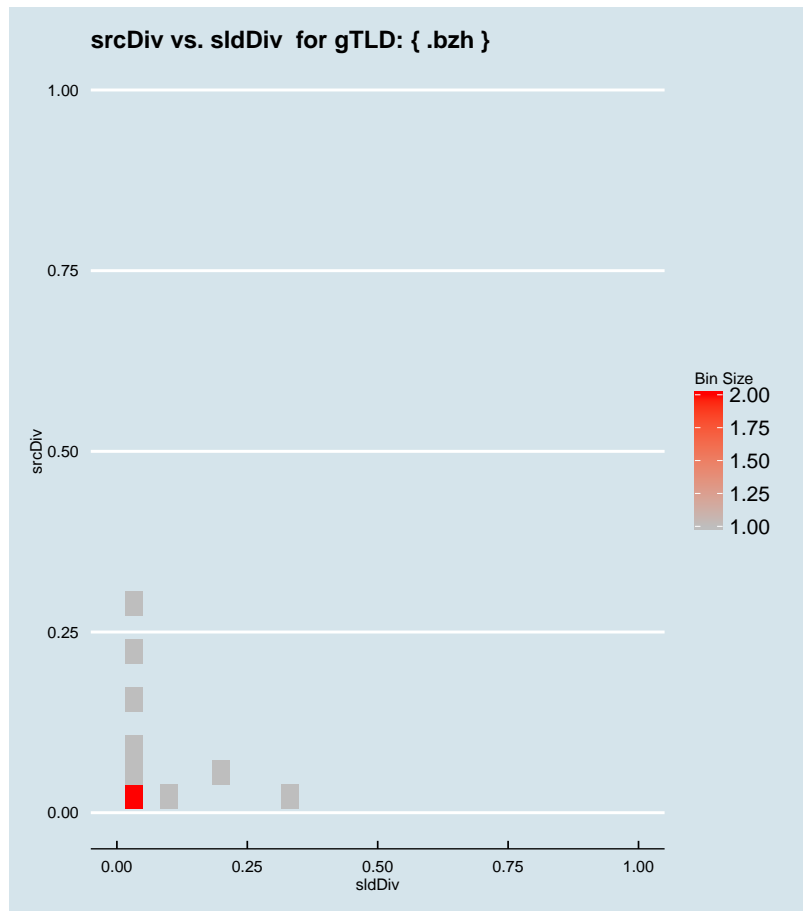


Figure 2.256: Binned scatter-plot of srcDiv and sldDiv for gTLD: { .bzh }.

### :: 2.177 Representative SLDs for gTLD: { .cab }

In this section, we collect representative SLDs related to gTLD: 'cab'. We found 13 unique SLDs after filtering. A total of 91961 records were considered representative and they are 68.897% of the gTLD dump. Since the total number of records for this gTLD is 91961, there are 0 non-representative records (NRep). In addition, this set comprises  $3.77E-5$  of the entire data-set. Table 2.129 shows the corresponding SLDs ordered by the level of importance. Figure 2.257 shows the record count (PPM) for each representative SLD. Figure 2.258 shows the binned scatter-plot of srcDiv and sldDiv.

► { .cab }  
 Total SLDs: 13  
 a-sldDiv: 68.897%  
 a-oR: 0.004%  
 NRep: 0

Individual SLD descriptors for gTLD: {cab}										
SLD	count	sldDiv	$\phi$ -sldDiv	ipcount	srcDiv	$\phi$ -srcDiv	oR	a-srcDiv	a-oR	rem
INVALID	0.024	0.183	1.000	0.002	0.092	0.015	9.99E-6	0.183	9.99E-6	67590
RANDOM13	0.016	0.120	1.000	7.42E-4	0.046	0.005	6.55E-6	0.302	1.65E-5	51595
INCATF	0.014	0.108	1.000	4.15E-4	0.029	0.003	5.88E-6	0.410	2.24E-5	37246
SHORTSLD	0.011	0.081	1.000	9.75E-4	0.091	0.014	4.41E-6	0.491	2.68E-5	26477
RANDOM10	0.008	0.061	1.000	8.19E-4	0.100	0.016	3.36E-6	0.552	3.02E-5	18278
INCATB	0.004	0.032	1.000	8.57E-4	0.201	0.048	1.75E-6	0.584	3.19E-5	14004
data1	0.004	0.031	1.000	0.001	0.295	0.075	1.67E-6	0.615	3.36E-5	9921
130	0.002	0.015	0.999	2.3E-5	0.012	6.35E-4	8.11E-7	0.629	3.44E-5	7943
1861472451...	0.002	0.014	0.999	2.3E-5	0.012	6.86E-4	7.71E-7	0.644	3.52E-5	6062
wuident	0.002	0.014	0.999	5.68E-4	0.310	0.079	7.5E-7	0.657	3.6E-5	4231
INCATC	0.002	0.013	0.999	9.34E-4	0.554	0.184	6.91E-7	0.670	3.66E-5	2544
wpad	0.001	0.010	0.999	4.38E-4	0.327	0.082	5.5E-7	0.680	3.72E-5	1203
compubshoc...	0.001	0.009	0.999	5.98E-4	0.497	0.130	4.93E-7	0.689	3.77E-5	0

Table 2.129: Top 13 most significant SLDs for gTLD 'cab'. The SLD list holds 68.897% of the entries found in the gTLD and  $3.77E-5$  of the total number of entries for the entire experiment. **count** represents the number of records found for the SLD (in parts per million). **sldDiv** is the raw count divided by the number of records of this gTLD dump file. **oR** is the ratio of raw count to the total number of records of the experiment.  $\phi$ -**sldDiv** represents the  $\phi$  percentile of sldDiv on the entire data-set. **a-srcDiv** is the cumulative srcDiv variable. **a-oR** is the cumulative oR.

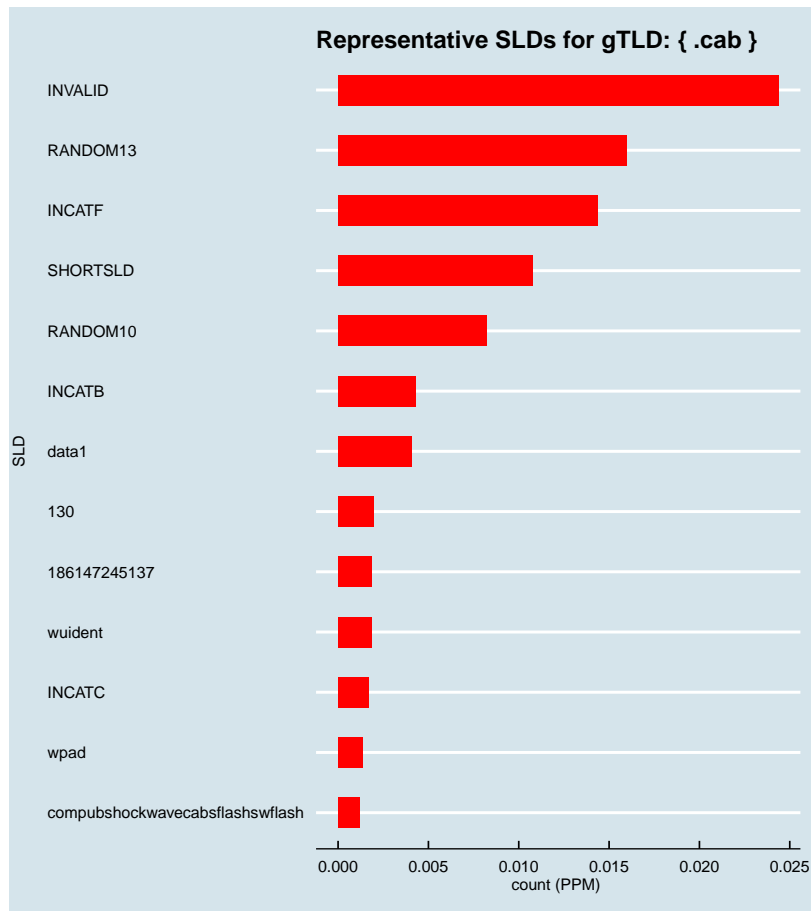


Figure 2.257: Representative SLDs for gTLD: { .cab }. The x axis displays number of times (in parts per million) the corresponding SLD (y axis) was found in the gTLD.

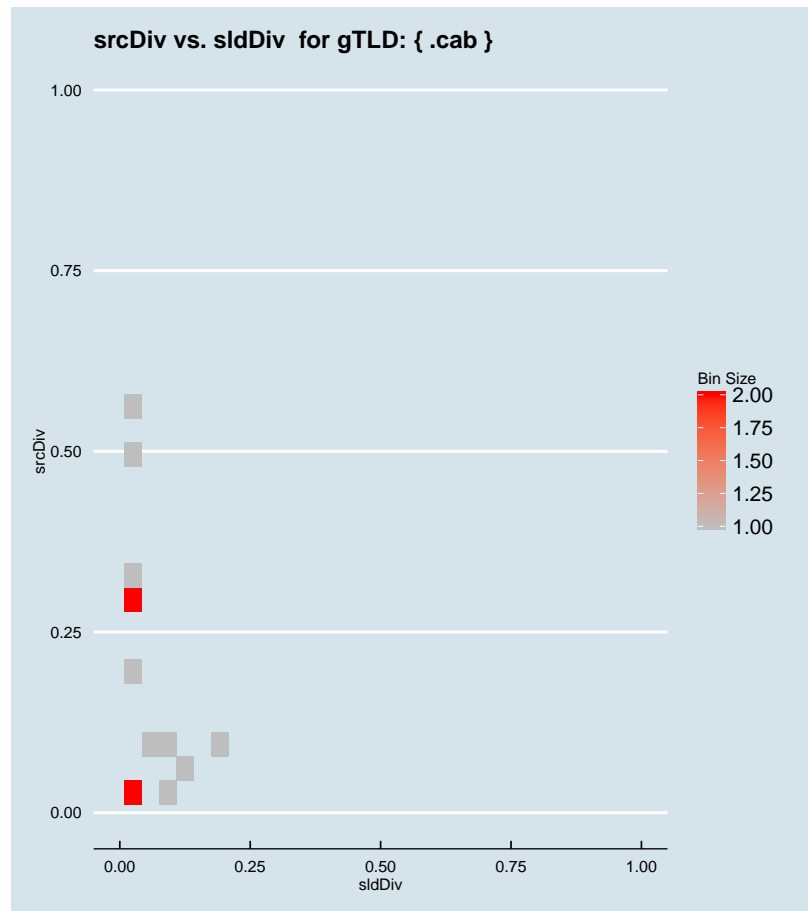


Figure 2.258: Binned scatter-plot of srcDiv and sldDiv for gTLD: { .cab }.

### :: 2.178 Representative SLDs for gTLD: { .cadillac }

In this section, we collect representative SLDs related to gTLD: 'cadillac'. We found 0 unique SLDs after filtering. A total of 0 records were considered representative and they are 0.000% of the gTLD dump. Since the total number of records for this gTLD is 0, there are 0 non-representative records (NRep). In addition, this set comprises 0E0 of the entire data-set.

► { .cadillac }  
Total SLDs: 0  
a-sldDiv: 0.000%  
a-oR: 0.000%  
NRep: 0

### :: 2.179 Representative SLDs for gTLD: { .cafe }

In this section, we collect representative SLDs related to gTLD: 'cafe'. We found 18

► { .cafe }  
Total SLDs: 18  
a-sldDiv: 63.361%  
a-oR: 0.005%  
NRep: 0

unique SLDs after filtering. A total of 125024 records were considered representative and they are 63.361% of the gTLD dump. Since the total number of records for this gTLD is 125024, there are 0 non-representative records (NRep). In addition, this set comprises  $5.12E-5$  of the entire data-set. Table 2.130 shows the corresponding SLDs ordered by the level of importance. Figure 2.259 shows the record count (PPM) for each representative SLD. Figure 2.260 shows the binned scatter-plot of srcDiv and sldDiv.

Individual SLD descriptors for gTLD: {cafe}										
SLD	count	sldDiv	$\phi$ -sldDiv	ipcount	srcDiv	$\phi$ -srcDiv	oR	a-srcDiv	a-oR	rem
INCATB	0.024	0.121	1.000	0.001	0.054	0.007	9.78E-6	0.121	9.78E-6	101165
INVALID	0.014	0.073	1.000	0.002	0.107	0.019	5.91E-6	0.194	1.57E-5	86747
RANDOM13	0.014	0.069	1.000	8E-4	0.059	0.008	5.55E-6	0.263	2.12E-5	73201
INCATE	0.012	0.061	1.000	0.005	0.416	0.115	4.94E-6	0.324	2.62E-5	61138
RANDOM10	0.010	0.049	1.000	0.001	0.104	0.018	3.98E-6	0.373	3.02E-5	51427
INCATC	0.007	0.036	1.000	7.57E-4	0.107	0.019	2.89E-6	0.409	3.3E-5	44384
INCATF	0.006	0.033	1.000	4.9E-4	0.076	0.011	2.63E-6	0.441	3.57E-5	37970
internet	0.005	0.028	0.999	2.38E-4	0.044	0.005	2.24E-6	0.469	3.79E-5	32499
southweste...	0.005	0.026	0.999	1.19E-4	0.023	0.002	2.1E-6	0.495	4E-5	27383
pdosh	0.005	0.025	0.999	1.38E-4	0.028	0.002	2.06E-6	0.520	4.21E-5	22366
elite	0.004	0.021	0.999	2.62E-4	0.063	0.009	1.71E-6	0.541	4.38E-5	18194
earl	0.004	0.020	0.999	8.6E-5	0.021	0.002	1.65E-6	0.562	4.54E-5	14156
mcs	0.003	0.017	0.999	1.16E-4	0.034	0.003	1.38E-6	0.579	4.68E-5	10783
isatap	0.003	0.017	0.999	0.001	0.329	0.082	1.34E-6	0.596	4.82E-5	7517
wpad	0.003	0.015	0.999	9.46E-4	0.325	0.081	1.19E-6	0.610	4.93E-5	4608
SHORTSLD	0.002	0.010	0.999	5.86E-4	0.291	0.075	8.27E-7	0.620	5.02E-5	2591
brown	0.001	0.007	0.999	1.36E-4	0.102	0.017	5.48E-7	0.627	5.07E-5	1253
INCATI	0.001	0.006	0.999	5.6E-5	0.045	0.005	5.13E-7	0.634	5.12E-5	0

Table 2.130: Top 18 most significant SLDs for gTLD 'cafe'. The SLD list holds 63.361% of the entries found in the gTLD and  $5.12E-5$  of the total number of entries for the entire experiment. **count** represents the number of records found for the SLD (in parts per million). **sldDiv** is the raw count divided by the number of records of this gTLD dump file. **oR** is the ratio of raw count to the total number of records of the experiment.  **$\phi$ -sldDiv** represents the  $\phi$  percentile of sldDiv on the entire data-set. **a-srcDiv** is the cumulative srcDiv variable. **a-oR** is the cumulative oR.



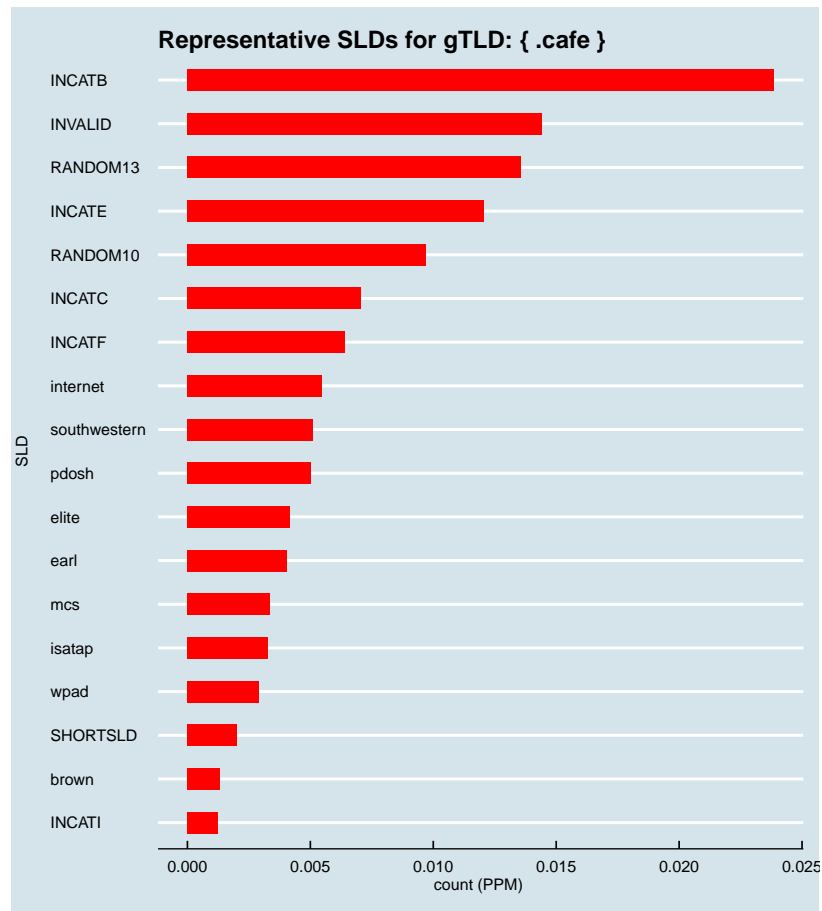


Figure 2.259: Representative SLDs for gTLD: { .cafe }. The  $x$  axis displays number of times (in parts per million) the corresponding SLD ( $y$  axis) was found in the gTLD.

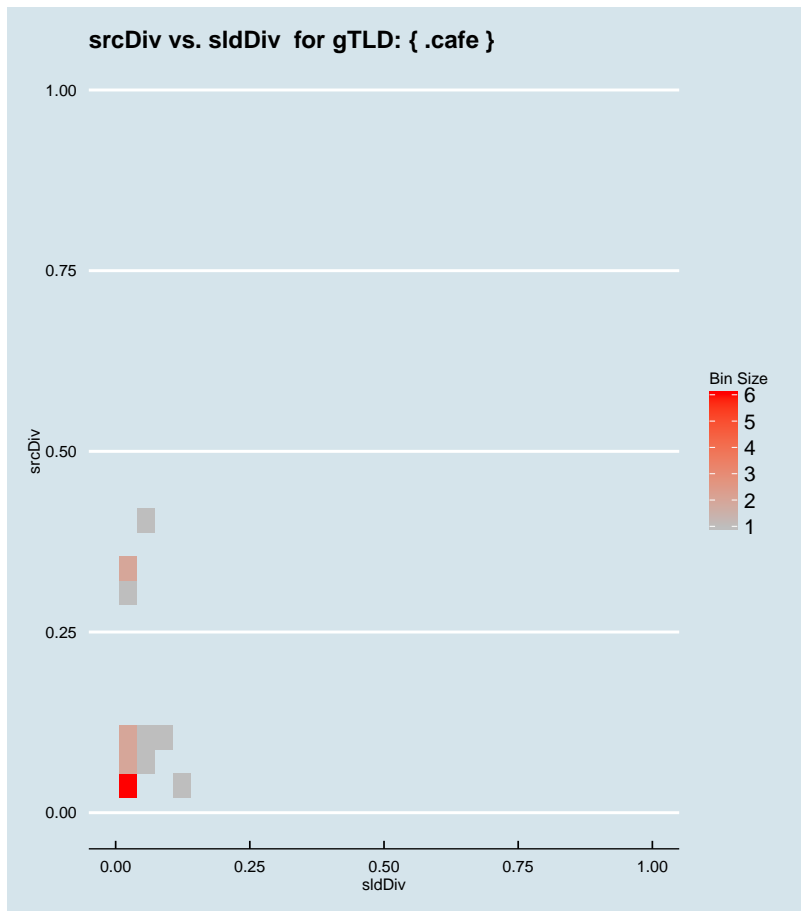


Figure 2.260: Binned scatter-plot of srcDiv and sldDiv for gTLD: { .cafe }.

### :: 2.180 Representative SLDs for gTLD: { .cal }

In this section, we collect representative SLDs related to gTLD: 'cal'. We found 16 unique SLDs after filtering. A total of 121297 records were considered representative and they are 68.160% of the gTLD dump. Since the total number of records for this gTLD is 121297, there are 0 non-representative records (NRep). In addition, this set comprises  $4.97E-5$  of the entire data-set. Table 2.131 shows the corresponding SLDs ordered by the level of importance. Figure 2.261 shows the record count (PPM) for each representative SLD. Figure 2.262 shows the binned scatter-plot of srcDiv and sldDiv.

► { .cal }  
 Total SLDs: 16  
 a-sldDiv: 68.160%  
 a-oR: 0.005%  
 NRep: 0

Individual SLD descriptors for gTLD: {cal}										
SLD	count	sldDiv	$\phi$ -sldDiv	ipcount	srcDiv	$\phi$ -srcDiv	oR	a-srcDiv	a-oR	rem
INCATF	0.022	0.123	1.000	8.42E-4	0.038	0.004	8.98E-6	0.123	8.98E-6	99395
chemgen	0.017	0.096	1.000	9E-6	5.26E-4	7.26E-6	7.01E-6	0.219	1.6E-5	82289
INCATC	0.016	0.091	1.000	0.007	0.427	0.117	6.66E-6	0.311	2.27E-5	66026
RANDOM13	0.011	0.062	1.000	8.75E-4	0.080	0.012	4.51E-6	0.372	2.72E-5	55033
cde	0.011	0.060	1.000	4.25E-4	0.040	0.004	4.41E-6	0.433	3.16E-5	44278
INCATB	0.010	0.054	1.000	0.002	0.253	0.065	3.92E-6	0.487	3.55E-5	34712
INVALID	0.008	0.045	1.000	4.93E-4	0.062	0.008	3.25E-6	0.531	3.87E-5	26773
SHORTSLD	0.007	0.037	1.000	0.004	0.559	0.185	2.7E-6	0.568	4.14E-5	20173
RANDOM10	0.005	0.026	0.999	9.7E-4	0.213	0.050	1.86E-6	0.594	4.33E-5	15628
sympatico	0.004	0.021	0.999	0.002	0.491	0.130	1.56E-6	0.615	4.49E-5	11829
INCATE	0.002	0.014	0.999	0.002	0.669	0.232	1.02E-6	0.629	4.59E-5	9342
cdnl	0.002	0.014	0.999	2E-5	0.008	3.73E-4	1E-6	0.643	4.69E-5	6890
INCATD	0.002	0.011	0.999	1.59E-4	0.080	0.012	8.17E-7	0.654	4.77E-5	4896
wpad	0.002	0.010	0.999	3.55E-4	0.199	0.043	7.3E-7	0.664	4.84E-5	3114
gmanor	0.002	0.010	0.999	1.29E-4	0.074	0.011	7.12E-7	0.674	4.91E-5	1377
videotron	0.001	0.008	0.999	6.83E-4	0.496	0.130	5.64E-7	0.682	4.97E-5	0

Table 2.131: Top 16 most significant SLDs for gTLD 'cal'. The SLD list holds 68.160% of the entries found in the gTLD and 4.97E-5 of the total number of entries for the entire experiment. **count** represents the number of records found for the SLD (in parts per million). **sldDiv** is the raw count divided by the number of records of this gTLD dump file. **oR** is the ratio of raw count to the total number of records of the experiment.  **$\phi$ -sldDiv** represents the  $\phi$  percentile of sldDiv on the entire data-set. **a-srcDiv** is the cumulative srcDiv variable. **a-oR** is the cumulative oR.

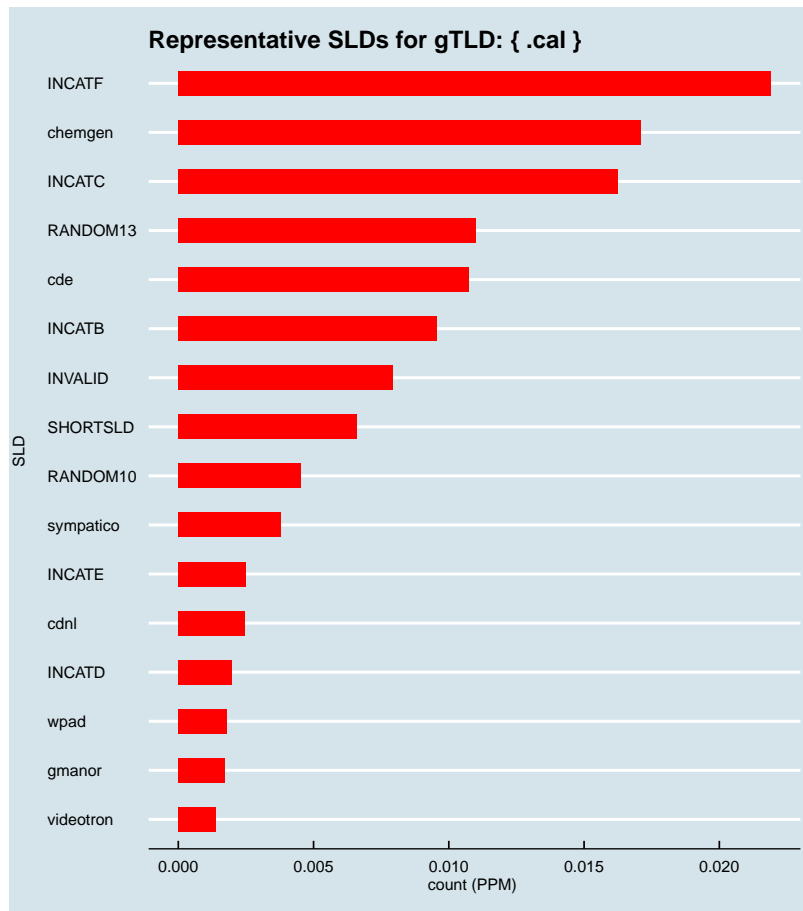


Figure 2.261: Representative SLDs for gTLD: { .cal}. The x axis displays number of times (in parts per million) the corresponding SLD (y axis) was found in the gTLD.

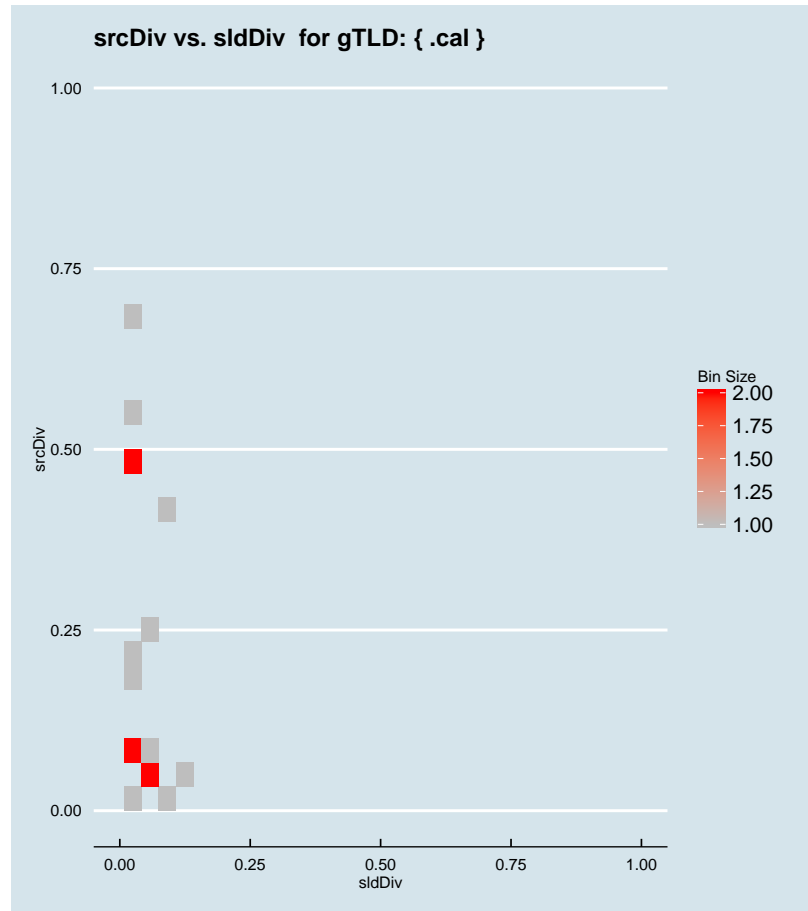


Figure 2.262: Binned scatter-plot of srcDiv and sldDiv for gTLD: { .cal }.

### :: 2.181 Representative SLDs for gTLD: { .call }

In this section, we collect representative SLDs related to gTLD: 'call'. We found 15 unique SLDs after filtering. A total of 80516 records were considered representative and they are 72.914% of the gTLD dump. Since the total number of records for this gTLD is 80516, there are 0 non-representative records (NRep). In addition, this set comprises  $3.3E-5$  of the entire data-set. Table 2.132 shows the corresponding SLDs ordered by the level of importance. Figure 2.263 shows the record count (PPM) for each representative SLD. Figure 2.264 shows the binned scatter-plot of srcDiv and sldDiv.

► { .call }  
Total SLDs: 15  
a-sldDiv: 72.914%  
a-oR: 0.003%  
NRep: 0

Individual SLD descriptors for gTLD: {call}										
SLD	count	sldDiv	$\phi$ -sldDiv	ipcount	srcDiv	$\phi$ -srcDiv	oR	a-srcDiv	a-oR	rem
RANDOM10	0.013	0.119	1.000	0.001	0.087	0.014	5.38E-6	0.119	5.38E-6	67376
INCATB	0.010	0.088	1.000	0.002	0.253	0.065	3.97E-6	0.207	9.35E-6	57695
INCATC	0.009	0.081	1.000	0.002	0.245	0.057	3.68E-6	0.288	1.3E-5	48707
SHORTSLD	0.009	0.078	1.000	0.001	0.171	0.037	3.55E-6	0.366	1.66E-5	40049
RANDOM13	0.008	0.074	1.000	6.31E-4	0.077	0.012	3.35E-6	0.440	1.99E-5	31885
INCATE	0.008	0.072	1.000	0.004	0.497	0.130	3.25E-6	0.512	2.32E-5	23966
INVALID	0.004	0.040	1.000	5.5E-4	0.126	0.024	1.79E-6	0.552	2.5E-5	19590
db354	0.004	0.034	1.000	3.85E-4	0.102	0.018	1.55E-6	0.586	2.65E-5	15814
herbie	0.003	0.029	0.999	2.38E-4	0.075	0.011	1.31E-6	0.615	2.78E-5	12624
external	0.003	0.028	0.999	8.44E-4	0.270	0.068	1.28E-6	0.643	2.91E-5	9499
scriptnode...	0.003	0.026	0.999	2.79E-4	0.096	0.016	1.19E-6	0.669	3.03E-5	6596
deelo	0.002	0.018	0.999	1.1E-5	0.006	2.2E-4	8.02E-7	0.687	3.11E-5	4638
INCATF	0.002	0.017	0.999	2.36E-4	0.125	0.024	7.72E-7	0.704	3.19E-5	2754
talk2me	0.001	0.013	0.999	6.1E-5	0.042	0.005	5.95E-7	0.717	3.25E-5	1303
admeld	0.001	0.012	0.999	2.93E-4	0.225	0.053	5.34E-7	0.729	3.3E-5	0

Table 2.132: Top 15 most significant SLDs for gTLD 'call'. The SLD list holds 72.914% of the entries found in the gTLD and 3.3E-5 of the total number of entries for the entire experiment. **count** represents the number of records found for the SLD (in parts per million). **sldDiv** is the raw count divided by the number of records of this gTLD dump file. **oR** is the ratio of raw count to the total number of records of the experiment.  **$\phi$ -sldDiv** represents the  $\phi$  percentile of sldDiv on the entire data-set. **a-srcDiv** is the cumulative srcDiv variable. **a-oR** is the cumulative oR.

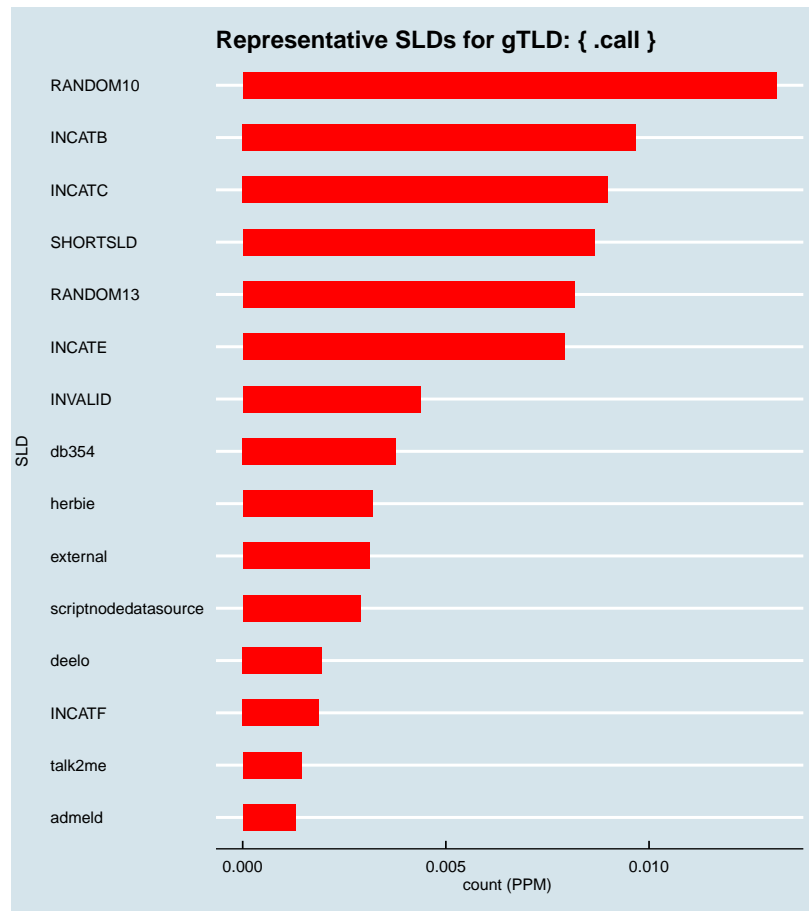


Figure 2.263: Representative SLDs for gTLD: { .call}. The  $x$  axis displays number of times (in parts per million) the corresponding SLD ( $y$  axis) was found in the gTLD.

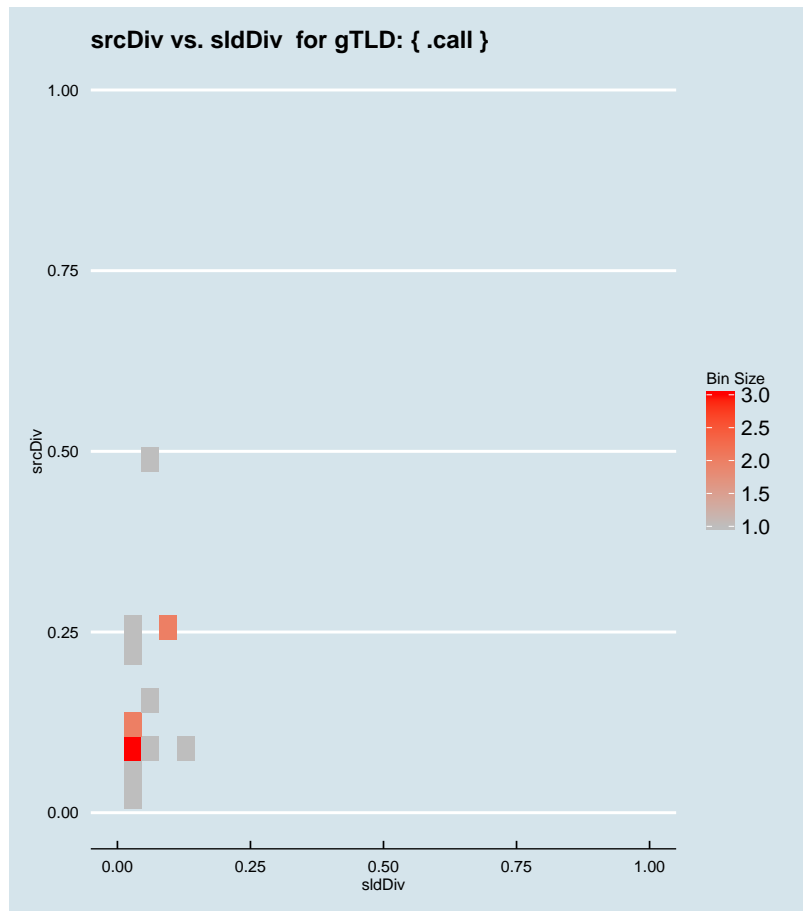


Figure 2.264: Binned scatter-plot of srcDiv and sldDiv for gTLD: { .call }.

∴ 2.182 Representative SLDs for gTLD: { .calvinklein }

In this section, we collect representative SLDs related to gTLD: 'calvinklein'. We found 0 unique SLDs after filtering. A total of 0 records were considered representative and they are 0.000% of the gTLD dump. Since the total number of records for this gTLD is 0, there are 0 non-representative records (NRep). In addition, this set comprises 0E0 of the entire data-set.

► { .calvinklein }  
 Total SLDs: 0  
 a-sldDiv: 0.000%  
 a-oR: 0.000%  
 NRep: 0

∴ 2.183 Representative SLDs for gTLD: { .cam }

In this section, we collect representative SLDs related to gTLD: 'cam'. We found 46

► { .cam }  
 Total SLDs: 46  
 a-sldDiv: 70.070%  
 a-oR: 0.018%  
 NRep: 0



unique SLDs after filtering. A total of 449004 records were considered representative and they are 70.070% of the gTLD dump. Since the total number of records for this gTLD is 449004, there are 0 non-representative records (NRep). In addition, this set comprises  $1.84E-4$  of the entire data-set. Table 2.133 shows the corresponding SLDs ordered by the level of importance. Figure 2.265 shows the record count (PPM) for each representative SLD. Figure 2.266 shows the binned scatter-plot of srcDiv and sldDiv.

Individual SLD descriptors for gTLD: {cam}										
SLD	count	sldDiv	$\phi$ -sldDiv	ipcount	srcDiv	$\phi$ -srcDiv	oR	a-srcDiv	a-oR	rem
INCATC	0.142	0.222	1.000	0.026	0.180	0.039	5.83E-5	0.222	5.83E-5	306625
RANDOM13	0.041	0.065	1.000	0.001	0.030	0.003	1.7E-5	0.287	7.53E-5	265219
RANDOM10	0.041	0.064	1.000	0.012	0.306	0.078	1.67E-5	0.350	9.2E-5	224426
INCATF	0.028	0.043	1.000	0.001	0.050	0.006	1.13E-5	0.393	1.03E-4	196872
printserve...	0.020	0.031	1.000	3.11E-4	0.016	0.001	8.11E-6	0.424	1.11E-4	177089
SHORTSLD	0.017	0.026	0.999	0.005	0.281	0.071	6.88E-6	0.451	1.18E-4	160303
INVALID	0.017	0.026	0.999	0.002	0.118	0.022	6.88E-6	0.477	1.25E-4	143523
sistemash	0.015	0.023	0.999	5.26E-4	0.036	0.003	6.04E-6	0.500	1.31E-4	128774
INCATB	0.012	0.019	0.999	0.003	0.280	0.070	4.86E-6	0.518	1.36E-4	116903
vefa	0.011	0.018	0.999	4.16E-4	0.037	0.004	4.62E-6	0.536	1.41E-4	105624
amt-prd	0.010	0.016	0.999	3.91E-4	0.038	0.004	4.16E-6	0.552	1.45E-4	95461
erkam	0.009	0.015	0.999	7.3E-5	0.008	3.45E-4	3.87E-6	0.566	1.49E-4	86012
sat	0.008	0.013	0.999	5.72E-4	0.070	0.010	3.34E-6	0.579	1.52E-4	77854
INCATE	0.007	0.011	0.999	0.004	0.583	0.191	2.84E-6	0.590	1.55E-4	70918
88safe	0.005	0.008	0.999	5.3E-4	0.101	0.017	2.14E-6	0.598	1.57E-4	65692
cace-prd	0.004	0.006	0.999	1.95E-4	0.050	0.006	1.6E-6	0.604	1.59E-4	61779
wpad	0.003	0.005	0.999	8.67E-4	0.251	0.065	1.42E-6	0.610	1.6E-4	58319
facebook	0.003	0.005	0.999	0.002	0.542	0.182	1.31E-6	0.615	1.61E-4	55112
pca-prd	0.003	0.005	0.999	2.18E-4	0.068	0.010	1.31E-6	0.620	1.63E-4	51920
pmuc	0.003	0.005	0.999	1.73E-4	0.055	0.007	1.29E-6	0.625	1.64E-4	48780
163	0.003	0.005	0.999	9.84E-4	0.318	0.081	1.27E-6	0.629	1.65E-4	45690
carcamosyh...	0.003	0.004	0.998	4.2E-4	0.161	0.033	1.07E-6	0.633	1.66E-4	43077
INCATD	0.003	0.004	0.998	6.64E-4	0.259	0.066	1.05E-6	0.637	1.67E-4	40516
cam-5cc-dv...	0.002	0.004	0.998	4.4E-5	0.019	0.001	9.59E-7	0.641	1.68E-4	38177
INCATK	0.002	0.004	0.998	6.44E-4	0.276	0.070	9.56E-7	0.645	1.69E-4	35843
cam-5cc-dv...	0.002	0.004	0.998	4.4E-5	0.019	0.001	9.43E-7	0.648	1.7E-4	33543
isatap	0.002	0.004	0.998	7.87E-4	0.342	0.097	9.42E-7	0.652	1.71E-4	31244
sra-prd	0.002	0.003	0.998	8.1E-5	0.037	0.004	9.02E-7	0.655	1.72E-4	29044
cacf-prd	0.002	0.003	0.998	2.11E-4	0.096	0.016	8.99E-7	0.659	1.73E-4	26850
blogfa	0.002	0.003	0.998	5.64E-4	0.272	0.068	8.51E-7	0.662	1.74E-4	24773
cads-prd	0.002	0.003	0.998	1.27E-4	0.061	0.008	8.51E-7	0.665	1.75E-4	22696
africasecu...	0.002	0.003	0.998	2.02E-4	0.104	0.018	7.97E-7	0.668	1.76E-4	20751
ymail	0.002	0.003	0.998	0.001	0.547	0.183	7.97E-7	0.671	1.76E-4	18807
cacb-prd	0.002	0.003	0.998	8E-5	0.044	0.005	7.46E-7	0.674	1.77E-4	16987
126	0.002	0.003	0.998	5.83E-4	0.321	0.081	7.45E-7	0.677	1.78E-4	15170

Table 2.133: Top 35 most significant SLDs for gTLD 'cam'. The SLD list holds 70.070% of the entries found in the gTLD and 1.84E-4 of the total number of entries for the entire experiment. **count** represents the number of records found for the SLD (in parts per million). **sldDiv** is the raw count divided by the number of records of this gTLD dump file. **oR** is the ratio of raw count to the total number of records of the experiment.  **$\phi$ -sldDiv** represents the  $\phi$  percentile of sldDiv on the entire data-set. **a-srcDiv** is the cumulative srcDiv variable. **a-oR** is the cumulative oR.

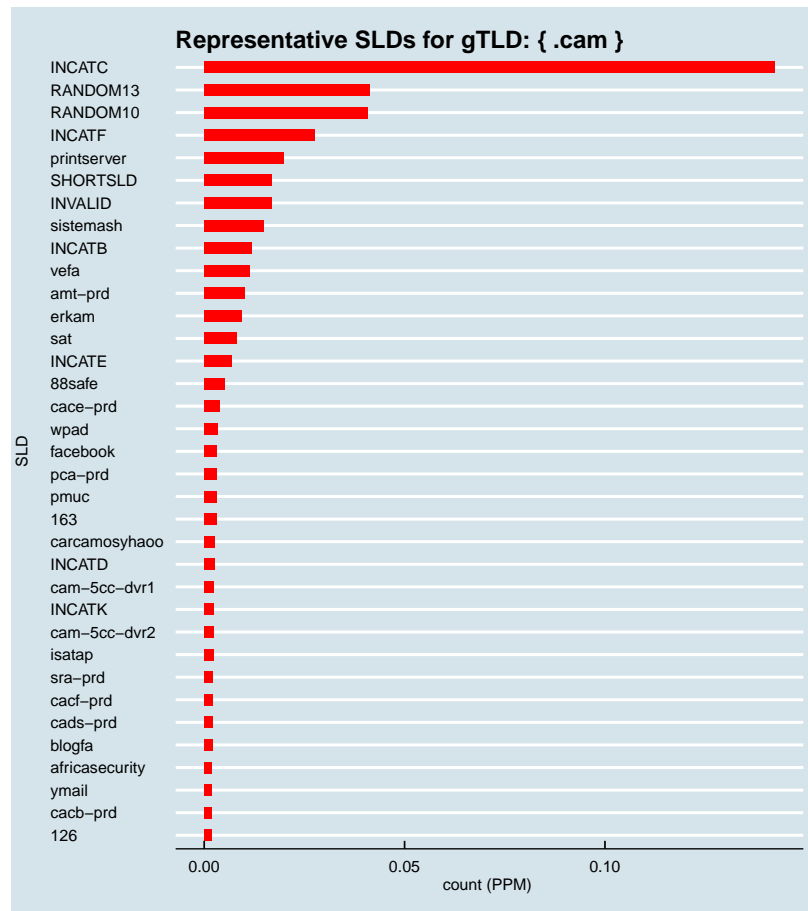


Figure 2.265: Representative SLDs for gTLD: { .cam }. The x axis displays number of times (in parts per million) the corresponding SLD (y axis) was found in the gTLD.

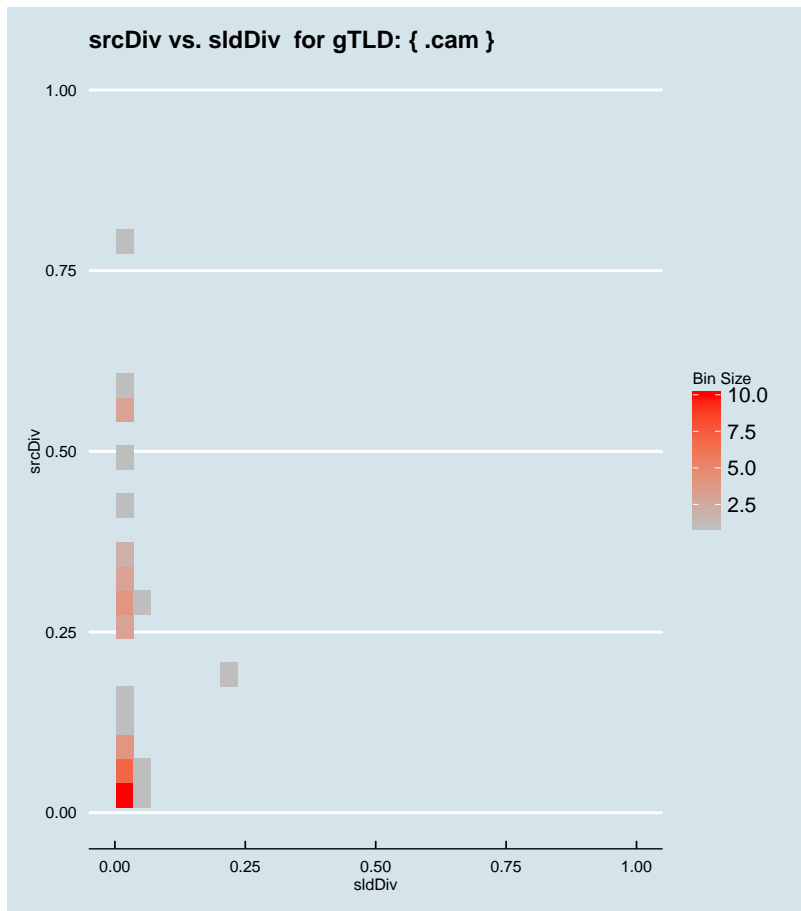


Figure 2.266: Binned scatter-plot of srcDiv and sldDiv for gTLD: { .cam }.

### :: 2.184 Representative SLDs for gTLD: { .camera }

In this section, we collect representative SLDs related to gTLD: 'camera'. We found 7 unique SLDs after filtering. A total of 22037 records were considered representative and they are 71.742% of the gTLD dump. Since the total number of records for this gTLD is 22037, there are 0 non-representative records (NRep). In addition, this set comprises  $9.03E-6$  of the entire data-set. Table 2.134 shows the corresponding SLDs ordered by the level of importance. Figure 2.267 shows the record count (PPM) for each representative SLD. Figure 2.268 shows the binned scatter-plot of srcDiv and sldDiv.

► { .camera }  
 Total SLDs: 7  
 a-sldDiv: 71.742%  
 a-oR: 0.001%  
 NRep: 0

Individual SLD descriptors for gTLD: {camera}										
SLD	count	sldDiv	$\phi$ -sldDiv	ipcount	srcDiv	$\phi$ -srcDiv	oR	a-srcDiv	a-oR	rem
INVALID	0.009	0.302	1.000	3.13E-4	0.034	0.003	3.8E-6	0.302	3.8E-6	12764
RANDOM13	0.004	0.130	1.000	5.88E-4	0.147	0.030	1.63E-6	0.432	5.43E-6	8776
INCATC	0.002	0.067	1.000	6.19E-4	0.303	0.077	8.38E-7	0.498	6.27E-6	6731
INCATB	0.002	0.067	1.000	2.78E-4	0.136	0.026	8.38E-7	0.565	7.11E-6	4686
wpad	0.002	0.059	1.000	4.57E-4	0.251	0.065	7.47E-7	0.624	7.86E-6	2863
RANDOM10	0.001	0.047	1.000	2.68E-4	0.184	0.041	5.95E-7	0.672	8.45E-6	1410
SHORTSLD	0.001	0.046	1.000	2.19E-4	0.155	0.032	5.78E-7	0.717	9.03E-6	0

Table 2.134: Top 7 most significant SLDs for gTLD 'camera'. The SLD list holds 71.742% of the entries found in the gTLD and 9.03E-6 of the total number of entries for the entire experiment. **count** represents the number of records found for the SLD (in parts per million). **sldDiv** is the raw count divided by the number of records of this gTLD dump file. **oR** is the ratio of raw count to the total number of records of the experiment.  **$\phi$ -sldDiv** represents the  $\phi$  percentile of sldDiv on the entire data-set. **a-srcDiv** is the cumulative srcDiv variable. **a-oR** is the cumulative oR.

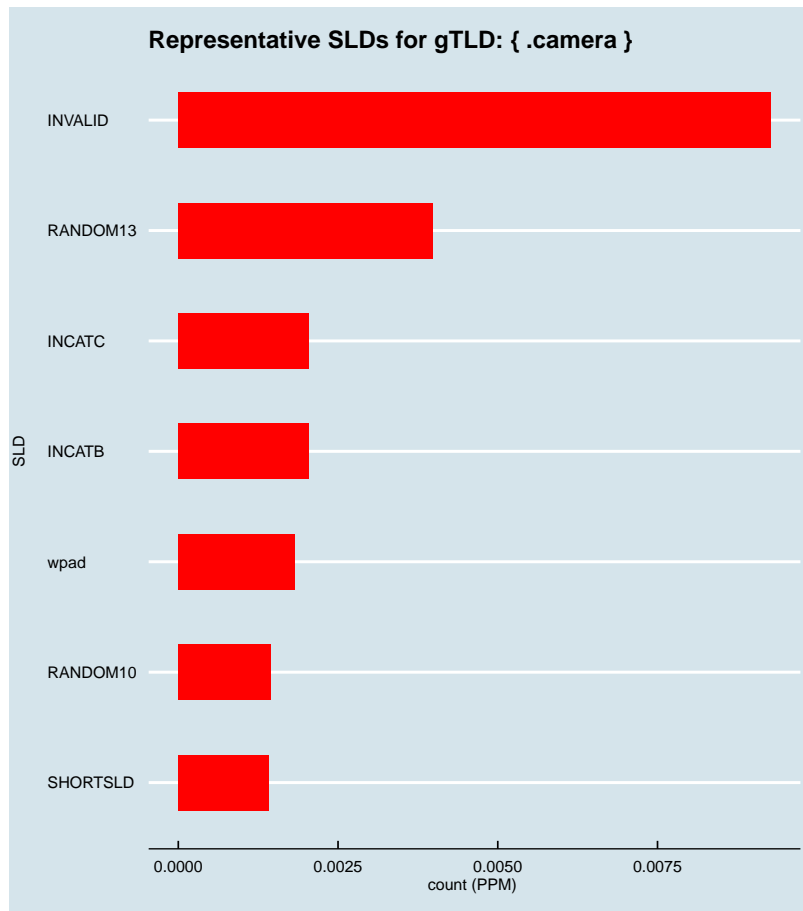


Figure 2.267: Representative SLDs for gTLD: { .camera }. The *x* axis displays number of times (in parts per million) the corresponding SLD (*y* axis) was found in the gTLD.

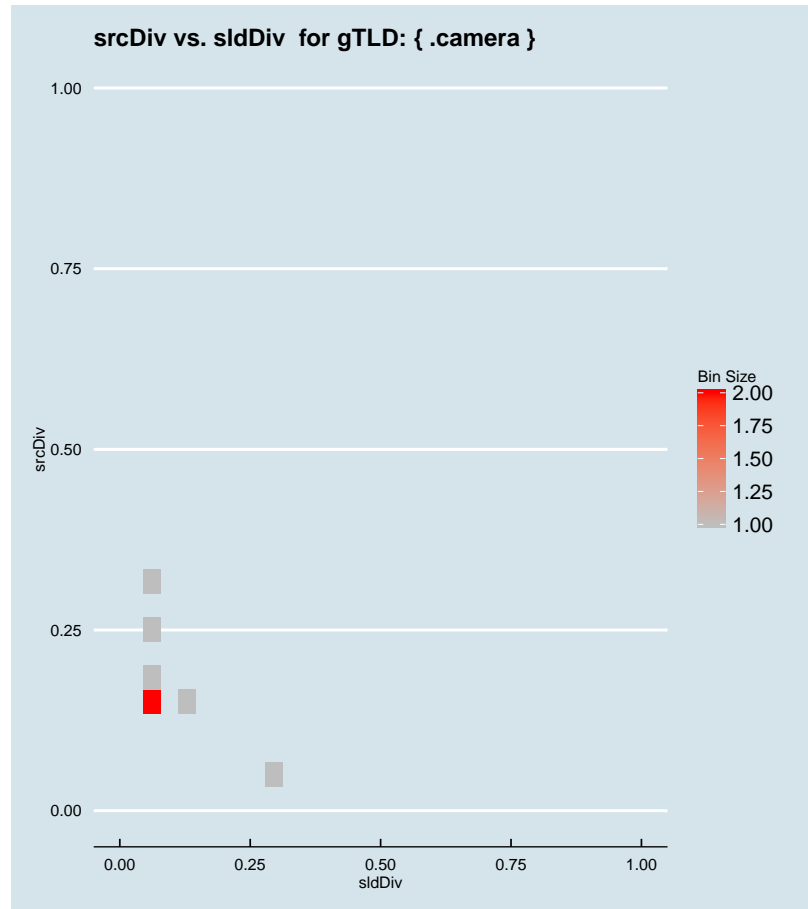


Figure 2.268: Binned scatter-plot of srcDiv and sldDiv for gTLD: {.camera}.

### :: 2.185 Representative SLDs for gTLD: {.camp}

In this section, we collect representative SLDs related to gTLD: 'camp'. We found 18 unique SLDs after filtering. A total of 94796 records were considered representative and they are 84.251% of the gTLD dump. Since the total number of records for this gTLD is 94796, there are 0 non-representative records (NRep). In addition, this set comprises 3.88E-5 of the entire data-set. Table 2.135 shows the corresponding SLDs ordered by the level of importance. Figure 2.269 shows the record count (PPM) for each representative SLD. Figure 2.270 shows the binned scatter-plot of srcDiv and sldDiv.

► {.camp}  
Total SLDs: 18  
a-sldDiv: 84.251%  
a-oR: 0.004%  
NRep: 0

Individual SLD descriptors for gTLD: {camp}										
SLD	count	sldDiv	$\phi$ -sldDiv	ipcount	srcDiv	$\phi$ -srcDiv	oR	a-srcDiv	a-oR	rem
RANDOM13	0.016	0.141	1.000	7.34E-4	0.046	0.005	6.52E-6	0.141	6.52E-6	78898
INCATF	0.012	0.109	1.000	6.17E-4	0.050	0.006	5.01E-6	0.250	1.15E-5	66670
INVALID	0.012	0.102	1.000	7.68E-4	0.067	0.009	4.72E-6	0.352	1.62E-5	55148
bmsc	0.009	0.080	1.000	1.21E-4	0.013	7.93E-4	3.69E-6	0.432	1.99E-5	46146
RANDOM10	0.009	0.076	1.000	5.07E-4	0.060	0.008	3.49E-6	0.508	2.34E-5	37631
SHORTSLD	0.008	0.069	1.000	7.17E-4	0.093	0.015	3.16E-6	0.577	2.66E-5	29917
kwc	0.006	0.054	1.000	3.82E-4	0.063	0.009	2.48E-6	0.630	2.91E-5	23872
infoparam	0.005	0.049	1.000	2.89E-4	0.053	0.007	2.24E-6	0.679	3.13E-5	18396
INCATB	0.003	0.030	1.000	6.1E-4	0.180	0.039	1.39E-6	0.709	3.27E-5	15007
kentor	0.002	0.021	0.999	5.5E-5	0.023	0.002	9.86E-7	0.731	3.37E-5	12601
konomama	0.002	0.020	0.999	3.12E-4	0.139	0.027	9.18E-7	0.750	3.46E-5	10362
unicorp	0.002	0.016	0.999	7.2E-5	0.041	0.004	7.27E-7	0.766	3.53E-5	8589
halotec	0.002	0.015	0.999	1.9E-5	0.011	6.11E-4	6.84E-7	0.781	3.6E-5	6920
wpad	0.002	0.015	0.999	4.96E-4	0.304	0.078	6.7E-7	0.796	3.67E-5	5286
isatap	0.002	0.013	0.999	5.18E-4	0.344	0.097	6.18E-7	0.809	3.73E-5	3779
admserver	0.001	0.012	0.999	4E-6	0.003	9.23E-5	5.53E-7	0.821	3.79E-5	2429
26wt	0.001	0.011	0.999	2.43E-4	0.195	0.043	5.11E-7	0.832	3.84E-5	1183
INCATC	0.001	0.011	0.999	5.36E-4	0.453	0.124	4.85E-7	0.843	3.88E-5	0

Table 2.135: Top 18 most significant SLDs for gTLD 'camp'. The SLD list holds 84.251% of the entries found in the gTLD and 3.88E-5 of the total number of entries for the entire experiment. **count** represents the number of records found for the SLD (in parts per million). **sldDiv** is the raw count divided by the number of records of this gTLD dump file. **oR** is the ratio of raw count to the total number of records of the experiment.  **$\phi$ -sldDiv** represents the  $\phi$  percentile of sldDiv on the entire data-set. **a-srcDiv** is the cumulative srcDiv variable. **a-oR** is the cumulative oR.



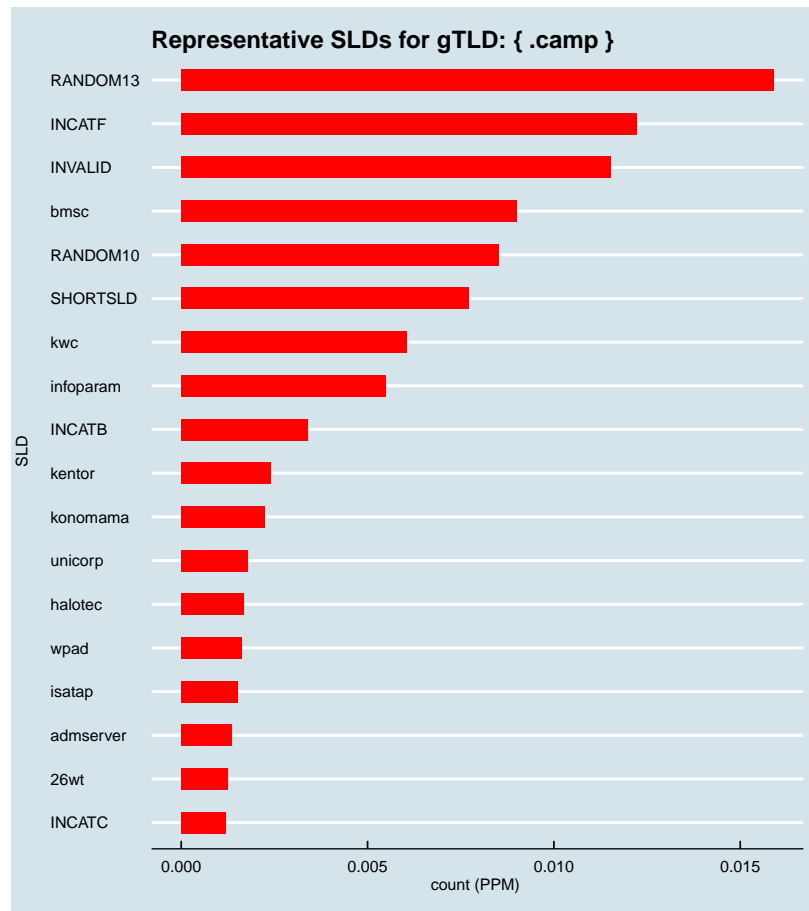


Figure 2.269: Representative SLDs for gTLD: { .camp }. The *x* axis displays number of times (in parts per million) the corresponding SLD (*y* axis) was found in the gTLD.

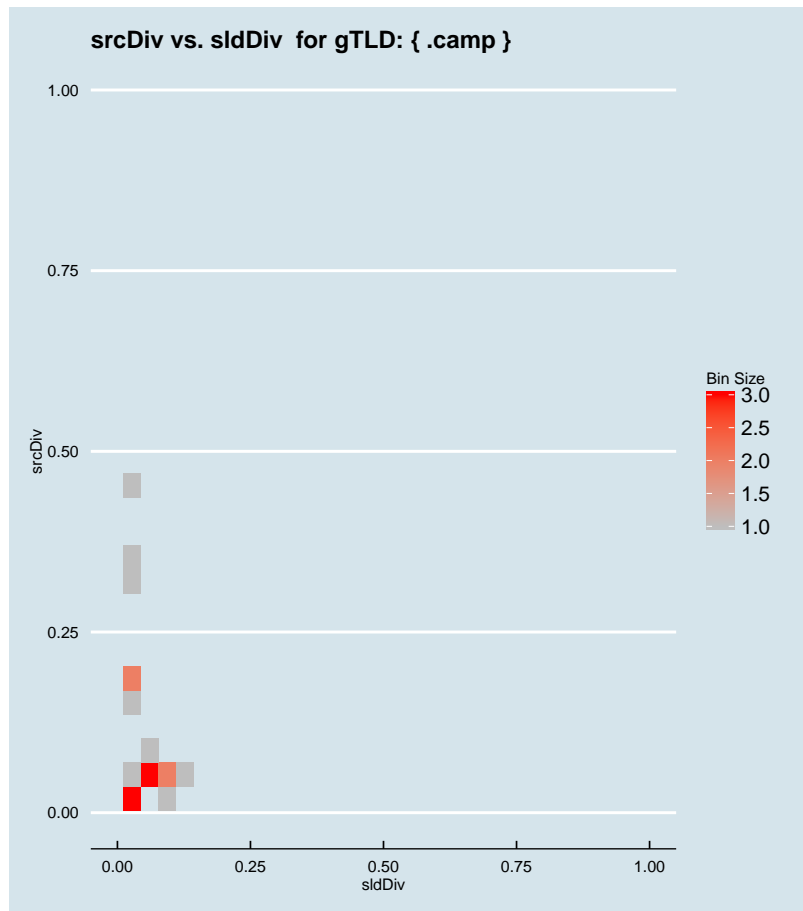


Figure 2.270: Binned scatter-plot of srcDiv and sldDiv for gTLD: { .camp }.

∴ 2.186 Representative SLDs for gTLD: { .canalplus }

In this section, we collect representative SLDs related to gTLD: 'canalplus'. We found 0 unique SLDs after filtering. A total of 0 records were considered representative and they are 0.000% of the gTLD dump. Since the total number of records for this gTLD is 0, there are 0 non-representative records (NRep). In addition, this set comprises 0E0 of the entire data-set.

► { .canalplus }  
 Total SLDs: 0  
 a-sldDiv: 0.000%  
 a-oR: 0.000%  
 NRep: 0

∴ 2.187 Representative SLDs for gTLD: { .cancerresearch }

In this section, we collect representative SLDs related to gTLD: 'cancerresearch'. We

► { .cancerresearch }  
 Total SLDs: 0  
 a-sldDiv: 0.000%  
 a-oR: 0.000%  
 NRep: 0

found 0 unique SLDs after filtering. A total of 0 records were considered representative and they are 0.000% of the gTLD dump. Since the total number of records for this gTLD is 0, there are 0 non-representative records (NRep). In addition, this set comprises 0E0 of the entire data-set.

## :: 2.188 Representative SLDs for gTLD: {.canon}

In this section, we collect representative SLDs related to gTLD: 'canon'. We found 11 unique SLDs after filtering. A total of 70547 records were considered representative and they are 76.621% of the gTLD dump. Since the total number of records for this gTLD is 70547, there are 0 non-representative records (NRep). In addition, this set comprises  $2.89E-5$  of the entire data-set. Table 2.136 shows the corresponding SLDs ordered by the level of importance. Figure 2.271 shows the record count (PPM) for each representative SLD. Figure 2.272 shows the binned scatter-plot of srcDiv and sldDiv.

▶ {.canon}  
Total SLDs: 11  
a-sldDiv: 76.621%  
a-oR: 0.003%  
NRep: 0

Individual SLD descriptors for gTLD: {.canon}										
SLD	count	sldDiv	$\phi$ -sldDiv	ipcount	srcDiv	$\phi$ -srcDiv	oR	a-srcDiv	a-oR	rem
INVALID	0.038	0.414	1.000	0.001	0.031	0.003	$1.56E-5$	0.414	$1.56E-5$	32391
INCATB	0.011	0.116	1.000	0.001	0.106	0.018	$4.37E-6$	0.530	$2E-5$	21725
canon2fee5...	0.005	0.056	1.000	$2.4E-5$	0.005	$1.69E-4$	$2.13E-6$	0.587	$2.21E-5$	16530
canondc080...	0.004	0.038	1.000	$3.8E-5$	0.011	$5.62E-4$	$1.44E-6$	0.625	$2.36E-5$	13024
RANDOM13	0.002	0.023	0.999	$6.24E-4$	0.297	0.076	$8.61E-7$	0.648	$2.44E-5$	10922
canon318e6...	0.002	0.023	0.999	$2.4E-5$	0.012	$6.23E-4$	$8.54E-7$	0.670	$2.53E-5$	8838
INCATE	0.002	0.022	0.999	0.002	0.771	0.262	$8.25E-7$	0.692	$2.61E-5$	6825
INCATC	0.002	0.020	0.999	$8E-4$	0.441	0.121	$7.43E-7$	0.712	$2.69E-5$	5011
mico	0.002	0.018	0.999	$4E-6$	0.002	$6.75E-5$	$6.92E-7$	0.730	$2.75E-5$	3323
bis	0.002	0.018	0.999	$2E-5$	0.012	$6.6E-4$	$6.88E-7$	0.748	$2.82E-5$	1645
RANDOM10	0.002	0.018	0.999	$2.7E-4$	0.164	0.034	$6.74E-7$	0.766	$2.89E-5$	0

Table 2.136: Top 11 most significant SLDs for gTLD 'canon'. The SLD list holds 76.621% of the entries found in the gTLD and  $2.89E-5$  of the total number of entries for the entire experiment. **count** represents the number of records found for the SLD (in parts per million). **sldDiv** is the raw count divided by the number of records of this gTLD dump file. **oR** is the ratio of raw count to the total number of records of the experiment.  **$\phi$ -sldDiv** represents the  $\phi$  percentile of sldDiv on the entire data-set. **a-srcDiv** is the cumulative srcDiv variable. **a-oR** is the cumulative oR.

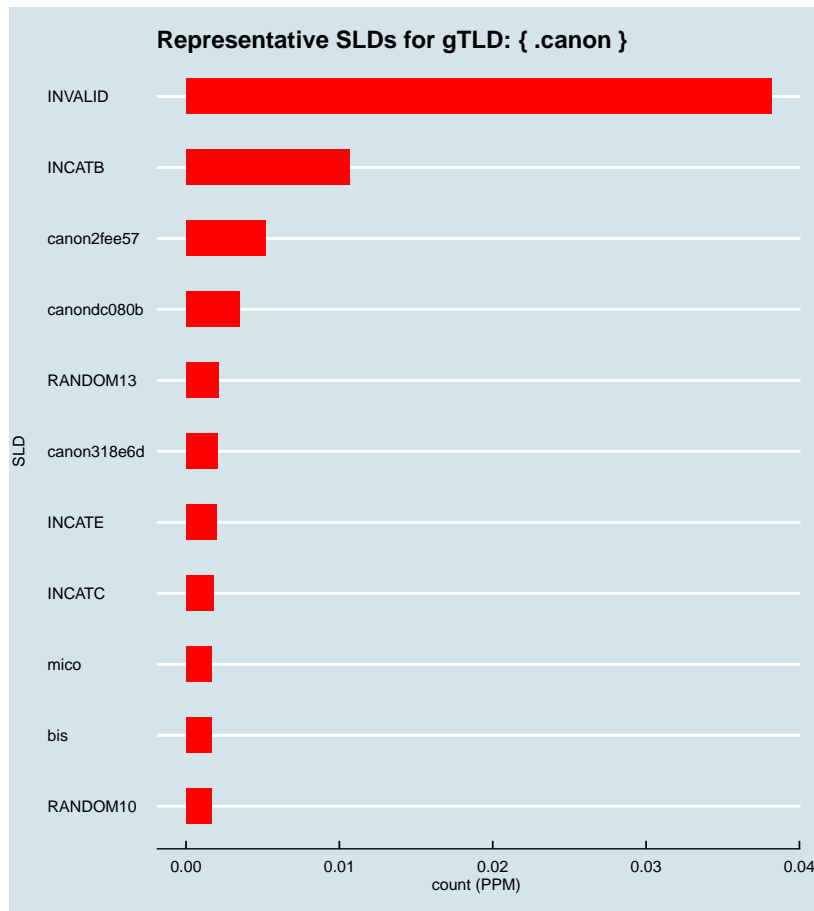


Figure 2.271: Representative SLDs for gTLD: { .canon }. The *x* axis displays number of times (in parts per million) the corresponding SLD (*y* axis) was found in the gTLD.

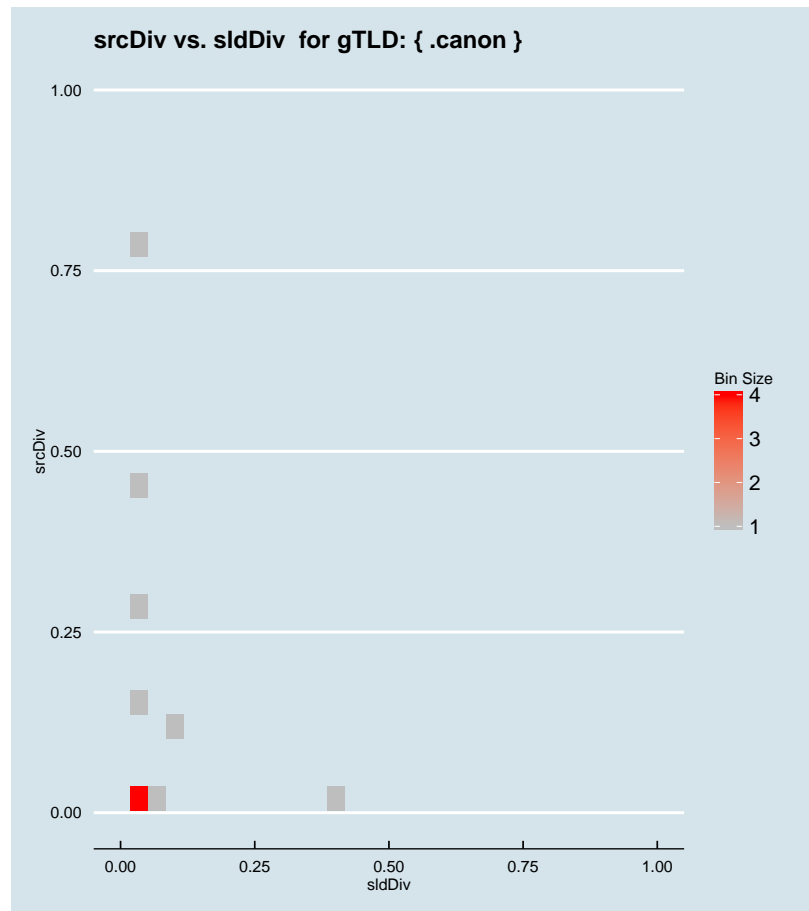


Figure 2.272: Binned scatter-plot of srcDiv and sldDiv for gTLD: { .canon }.

### ∴ 2.189 Representative SLDs for gTLD: { .capetown }

In this section, we collect representative SLDs related to gTLD: 'capetown'. We found 0 unique SLDs after filtering. A total of 0 records were considered representative and they are 0.000% of the gTLD dump. Since the total number of records for this gTLD is 0, there are 0 non-representative records (NRep). In addition, this set comprises 0E0 of the entire data-set.

► { .capetown }  
Total SLDs: 0  
a-sldDiv: 0.000%  
a-oR: 0.000%  
NRep: 0

### ∴ 2.190 Representative SLDs for gTLD: { .capital }

In this section, we collect representative SLDs related to gTLD: 'capital'. We found 10

► { .capital }  
Total SLDs: 10  
a-sldDiv: 76.070%  
a-oR: 0.002%  
NRep: 0

unique SLDs after filtering. A total of 52171 records were considered representative and they are 76.070% of the gTLD dump. Since the total number of records for this gTLD is 52171, there are 0 non-representative records (NRep). In addition, this set comprises  $2.14E-5$  of the entire data-set. Table 2.137 shows the corresponding SLDs ordered by the level of importance. Figure 2.273 shows the record count (PPM) for each representative SLD. Figure 2.274 shows the binned scatter-plot of srcDiv and sldDiv.

Individual SLD descriptors for gTLD: {capital}										
SLD	count	sldDiv	$\phi$ -sldDiv	ipcount	srcDiv	$\phi$ -srcDiv	oR	a-srcDiv	a-oR	rem
INVALID	0.022	0.326	1.000	4.72E-4	0.021	0.002	9.15E-6	0.326	9.15E-6	29832
INCATF	0.006	0.085	1.000	0.001	0.189	0.042	2.38E-6	0.410	1.15E-5	24029
RANDOM13	0.006	0.084	1.000	5.29E-4	0.092	0.015	2.35E-6	0.494	1.39E-5	18286
RANDOM10	0.005	0.068	1.000	4.37E-4	0.093	0.015	1.92E-6	0.562	1.58E-5	13610
INCATC	0.004	0.053	1.000	0.001	0.289	0.074	1.49E-6	0.615	1.73E-5	9982
INCATB	0.003	0.042	1.000	3.75E-4	0.129	0.025	1.19E-6	0.658	1.85E-5	7068
vectis	0.002	0.036	1.000	6E-6	0.002	7.13E-5	1E-6	0.693	1.95E-5	4629
arpex	0.002	0.023	0.999	8E-5	0.050	0.006	6.6E-7	0.717	2.01E-5	3019
INCATE	0.002	0.023	0.999	0.001	0.782	0.265	6.39E-7	0.739	2.08E-5	1459
wpad	0.001	0.021	0.999	3.22E-4	0.221	0.051	5.98E-7	0.761	2.14E-5	0

Table 2.137: Top 10 most significant SLDs for gTLD 'capital'. The SLD list holds 76.070% of the entries found in the gTLD and  $2.14E-5$  of the total number of entries for the entire experiment. **count** represents the number of records found for the SLD (in parts per million). **sldDiv** is the raw count divided by the number of records of this gTLD dump file. **oR** is the ratio of raw count to the total number of records of the experiment.  **$\phi$ -sldDiv** represents the  $\phi$  percentile of sldDiv on the entire data-set. **a-srcDiv** is the cumulative srcDiv variable. **a-oR** is the cumulative oR.

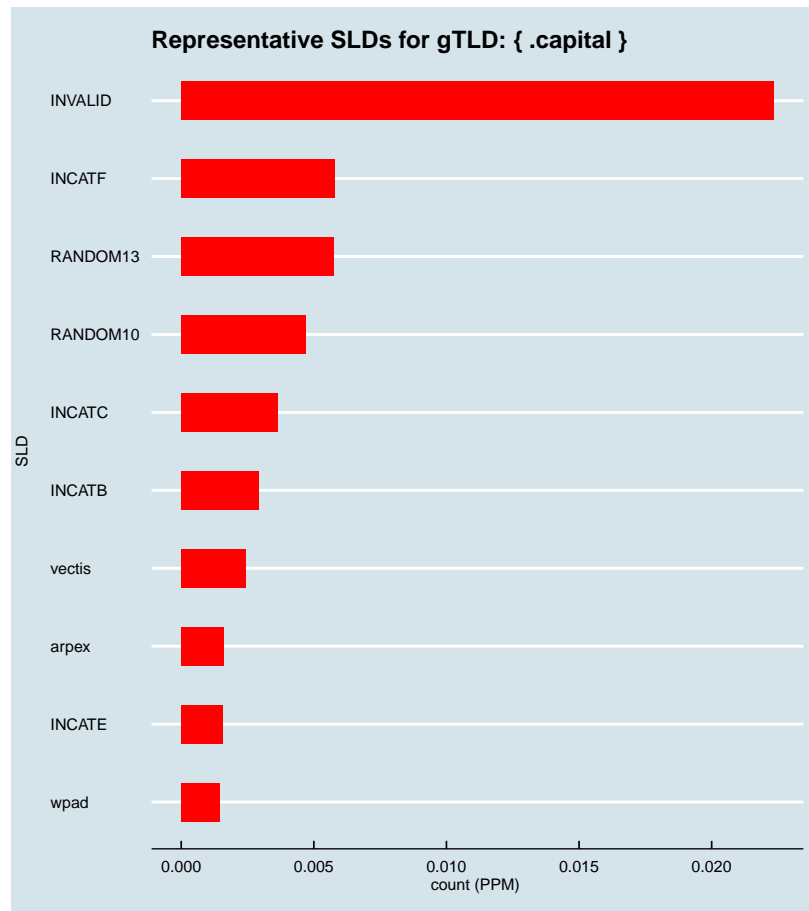


Figure 2.273: Representative SLDs for gTLD: { .capital }. The x axis displays number of times (in parts per million) the corresponding SLD (y axis) was found in the gTLD.

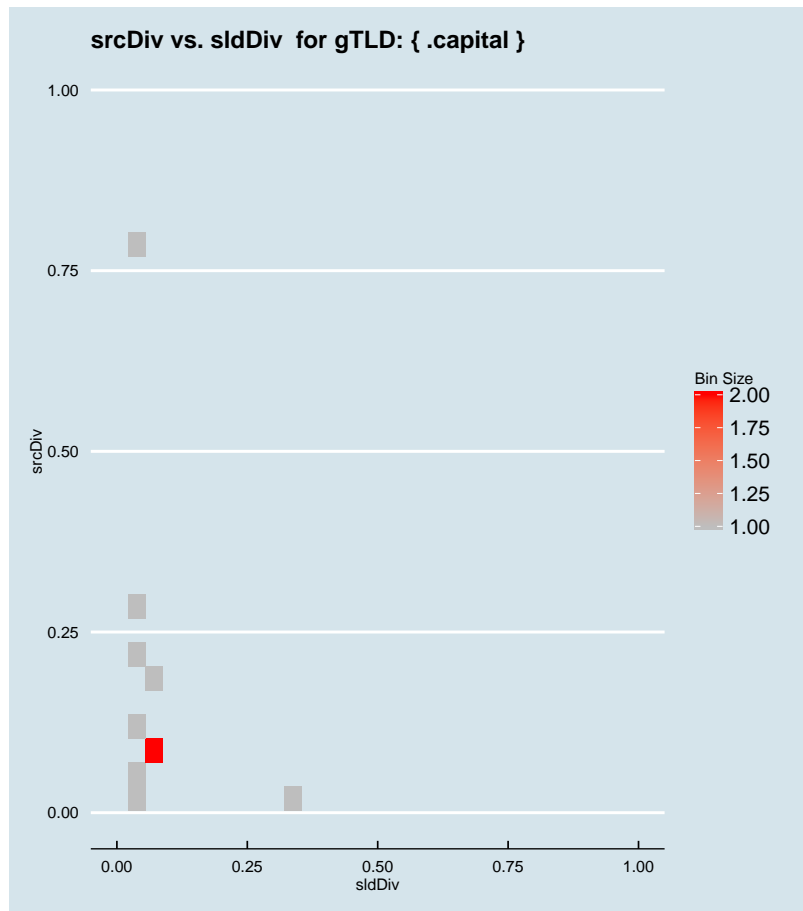


Figure 2.274: Binned scatter-plot of srcDiv and sldDiv for gTLD: { .capital }.

### :: 2.191 Representative SLDs for gTLD: { .capitalone }

In this section, we collect representative SLDs related to gTLD: 'capitalone'. We found 1 unique SLDs after filtering. A total of 3808 records were considered representative and they are 78.515% of the gTLD dump. Since the total number of records for this gTLD is 3808, there are 0 non-representative records (NRep). In addition, this set comprises 1.56E-6 of the entire data-set. Table 2.138 shows the corresponding SLDs ordered by the level of importance. Figure 2.275 shows the record count (PPM) for each representative SLD. Figure 2.276 shows the binned scatter-plot of srcDiv and sldDiv.

► { .capitalone }  
 Total SLDs: 1  
 a-sldDiv: 78.515%  
 a-oR: 0.000%  
 NRep: 0



Individual SLD descriptors for gTLD: {.capitalone}										
SLD	count	sldDiv	$\phi$ -sldDiv	ipcount	srcDiv	$\phi$ -srcDiv	oR	a-srcDiv	a-oR	rem
INCATE	0.004	0.785	1.000	0.002	0.554	0.184	1.56E-6	0.785	1.56E-6	0

Table 2.138: Top 1 most significant SLDs for gTLD 'capitalone'. The SLD list holds 78.515% of the entries found in the gTLD and 1.56E-6 of the total number of entries for the entire experiment. **count** represents the number of records found for the SLD (in parts per million). **sldDiv** is the raw count divided by the number of records of this gTLD dump file. **oR** is the ratio of raw count to the total number of records of the experiment.  $\phi$ -**sldDiv** represents the  $\phi$  percentile of sldDiv on the entire data-set. **a-srcDiv** is the cumulative srcDiv variable. **a-oR** is the cumulative oR.




Figure 2.275: Representative SLDs for gTLD: { .capitalone}. The  $x$  axis displays number of times (in parts per million) the corresponding SLD ( $y$  axis) was found in the gTLD.

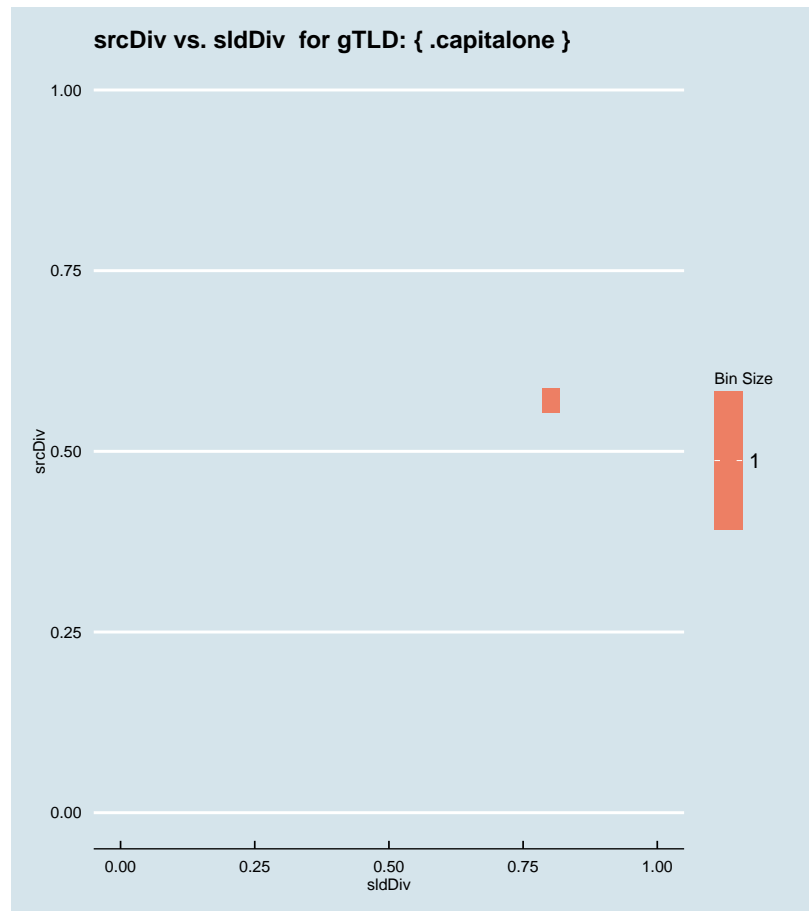


Figure 2.276: Binned scatter-plot of srcDiv and sldDiv for gTLD: { .capitalone}.

### ∴ 2.192 Representative SLDs for gTLD: { .car }

In this section, we collect representative SLDs related to gTLD: 'car'. We found 16 unique SLDs after filtering. A total of 106025 records were considered representative and they are 64.329% of the gTLD dump. Since the total number of records for this gTLD is 106025, there are 0 non-representative records (NRep). In addition, this set comprises  $4.34E-5$  of the entire data-set. Table 2.139 shows the corresponding SLDs ordered by the level of importance. Figure 2.277 shows the record count (PPM) for each representative SLD. Figure 2.278 shows the binned scatter-plot of srcDiv and sldDiv.

► { .car }  
Total SLDs: 16  
a-sldDiv: 64.329%  
a-oR: 0.004%  
NRep: 0

Individual SLD descriptors for gTLD: {car}										
SLD	count	sldDiv	$\phi$ -sldDiv	ipcount	srcDiv	$\phi$ -srcDiv	oR	a-srcDiv	a-oR	rem
INCATC	0.017	0.102	1.000	0.004	0.219	0.051	6.92E-6	0.102	6.92E-6	89140
INCATE	0.015	0.092	1.000	0.007	0.471	0.128	6.19E-6	0.194	1.31E-5	74044
INCATB	0.013	0.081	1.000	0.004	0.276	0.070	5.5E-6	0.275	1.86E-5	60628
RANDOM13	0.013	0.079	1.000	0.001	0.078	0.012	5.35E-6	0.355	2.4E-5	47568
INVALID	0.009	0.053	1.000	0.001	0.127	0.024	3.6E-6	0.408	2.76E-5	38777
INCATF	0.007	0.045	1.000	9.21E-4	0.125	0.024	3.02E-6	0.453	3.06E-5	31409
telecel	0.006	0.038	1.000	5.94E-4	0.094	0.015	2.59E-6	0.491	3.32E-5	25092
RANDOM10	0.005	0.030	1.000	0.001	0.286	0.074	2.03E-6	0.521	3.52E-5	20133
SHORTSLD	0.004	0.023	0.999	0.002	0.503	0.177	1.57E-6	0.544	3.68E-5	16305
icpusa	0.003	0.019	0.999	0.002	0.527	0.179	1.26E-6	0.563	3.8E-5	13224
rida	0.003	0.019	0.999	1.5E-5	0.005	1.82E-4	1.26E-6	0.582	3.93E-5	10158
wpad	0.003	0.017	0.999	0.001	0.409	0.114	1.17E-6	0.599	4.05E-5	7301
isatap	0.002	0.015	0.999	0.001	0.406	0.114	1.01E-6	0.614	4.15E-5	4828
mufusa	0.002	0.010	0.999	7.5E-5	0.044	0.005	7.03E-7	0.624	4.22E-5	3112
INCATD	0.002	0.010	0.999	4.69E-4	0.291	0.075	6.59E-7	0.634	4.28E-5	1503
irene	0.002	0.009	0.999	0.001	0.925	0.304	6.16E-7	0.643	4.34E-5	0

Table 2.139: Top 16 most significant SLDs for gTLD 'car'. The SLD list holds 64.329% of the entries found in the gTLD and 4.34E-5 of the total number of entries for the entire experiment. **count** represents the number of records found for the SLD (in parts per million). **sldDiv** is the raw count divided by the number of records of this gTLD dump file. **oR** is the ratio of raw count to the total number of records of the experiment.  $\phi$ -**sldDiv** represents the  $\phi$  percentile of sldDiv on the entire data-set. **a-srcDiv** is the cumulative srcDiv variable. **a-oR** is the cumulative oR.

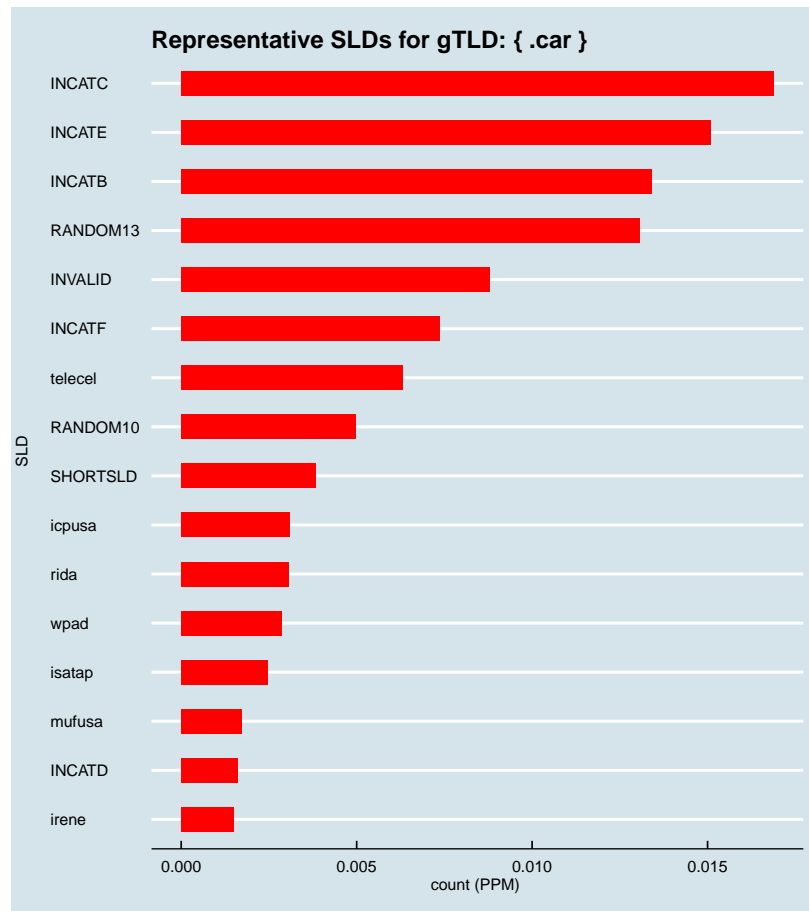


Figure 2.277: Representative SLDs for gTLD: { .car }. The x axis displays number of times (in parts per million) the corresponding SLD (y axis) was found in the gTLD.

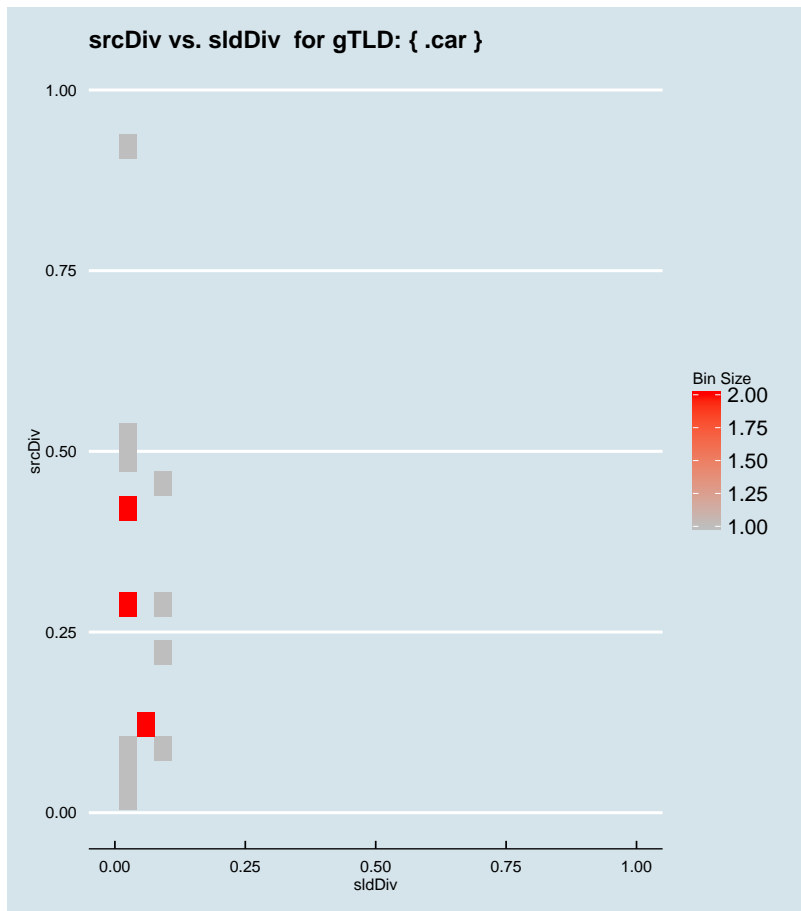


Figure 2.278: Binned scatter-plot of srcDiv and sldDiv for gTLD: {.car}.

### :: 2.193 Representative SLDs for gTLD: {.caravan}

In this section, we collect representative SLDs related to gTLD: 'caravan'. We found 2 unique SLDs after filtering. A total of 26024 records were considered representative and they are 83.176% of the gTLD dump. Since the total number of records for this gTLD is 26024, there are 0 non-representative records (NRep). In addition, this set comprises  $1.07E-5$  of the entire data-set. Table 2.140 shows the corresponding SLDs ordered by the level of importance. Figure 2.279 shows the record count (PPM) for each representative SLD. Figure 2.280 shows the binned scatter-plot of srcDiv and sldDiv.

► {.caravan}  
 Total SLDs: 2  
 a-sldDiv: 83.176%  
 a-oR: 0.001%  
 NRep: 0

Individual SLD descriptors for gTLD: {caravan}										
SLD	count	sldDiv	$\phi$ -sldDiv	ipcount	srcDiv	$\phi$ -srcDiv	oR	a-srcDiv	a-oR	rem
kharkov	0.018	0.586	1.000	3.8E-5	0.002	5.33E-5	7.51E-6	0.586	7.51E-6	7694
INCATF	0.008	0.246	1.000	5.1E-5	0.007	2.79E-4	3.15E-6	0.832	1.07E-5	0

Table 2.140: Top 2 most significant SLDs for gTLD 'caravan'. The SLD list holds 83.176% of the entries found in the gTLD and 1.07E-5 of the total number of entries for the entire experiment. **count** represents the number of records found for the SLD (in parts per million). **sldDiv** is the raw count divided by the number of records of this gTLD dump file. **oR** is the ratio of raw count to the total number of records of the experiment.  $\phi$ -**sldDiv** represents the  $\phi$  percentile of sldDiv on the entire data-set. **a-srcDiv** is the cumulative srcDiv variable. **a-oR** is the cumulative oR.

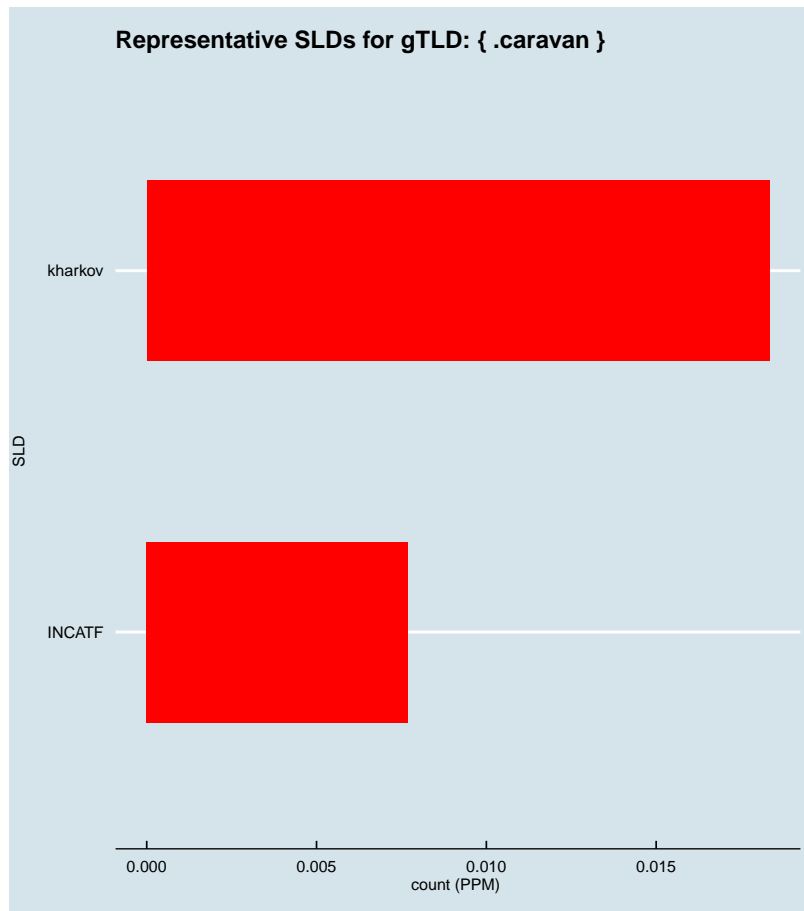


Figure 2.279: Representative SLDs for gTLD: { .caravan}. The *x* axis displays number of times (in parts per million) the corresponding SLD (*y* axis) was found in the gTLD.



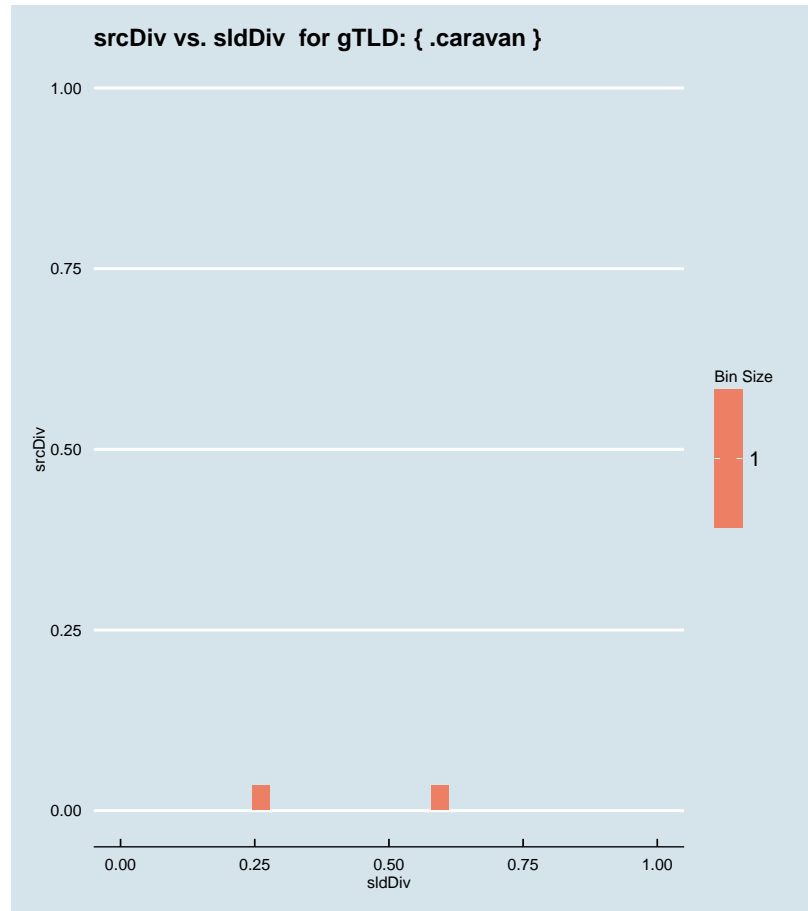


Figure 2.280: Binned scatter-plot of srcDiv and sldDiv for gTLD: { .caravan}.

### :: 2.194 Representative SLDs for gTLD: { .cards }

In this section, we collect representative SLDs related to gTLD: 'cards'. We found 3 unique SLDs after filtering. A total of 9186 records were considered representative and they are 34.988% of the gTLD dump. Since the total number of records for this gTLD is 9186, there are 0 non-representative records (NRep). In addition, this set comprises 3.76E-6 of the entire data-set. Table 2.141 shows the corresponding SLDs ordered by the level of importance. Figure 2.281 shows the record count (PPM) for each representative SLD. Figure 2.282 shows the binned scatter-plot of srcDiv and sldDiv.

► { .cards }  
Total SLDs: 3  
a-sldDiv: 34.988%  
a-oR: 0.000%  
NRep: 0

Individual SLD descriptors for gTLD: {cards}										
SLD	count	sldDiv	$\phi$ -sldDiv	ipcount	srcDiv	$\phi$ -srcDiv	oR	a-srcDiv	a-oR	rem
INVALID	0.006	0.240	1.000	4.4E-5	0.007	2.97E-4	2.58E-6	0.240	2.58E-6	2882
INCATF	0.002	0.064	1.000	1.6E-5	0.009	4.62E-4	6.92E-7	0.304	3.28E-6	1194
RANDOM10	0.001	0.045	1.000	6.8E-5	0.057	0.007	4.89E-7	0.350	3.76E-6	0

Table 2.141: Top 3 most significant SLDs for gTLD 'cards'. The SLD list holds 34.988% of the entries found in the gTLD and 3.76E-6 of the total number of entries for the entire experiment. **count** represents the number of records found for the SLD (in parts per million). **sldDiv** is the raw count divided by the number of records of this gTLD dump file. **oR** is the ratio of raw count to the total number of records of the experiment.  **$\phi$ -sldDiv** represents the  $\phi$  percentile of sldDiv on the entire data-set. **a-srcDiv** is the cumulative srcDiv variable. **a-oR** is the cumulative oR.

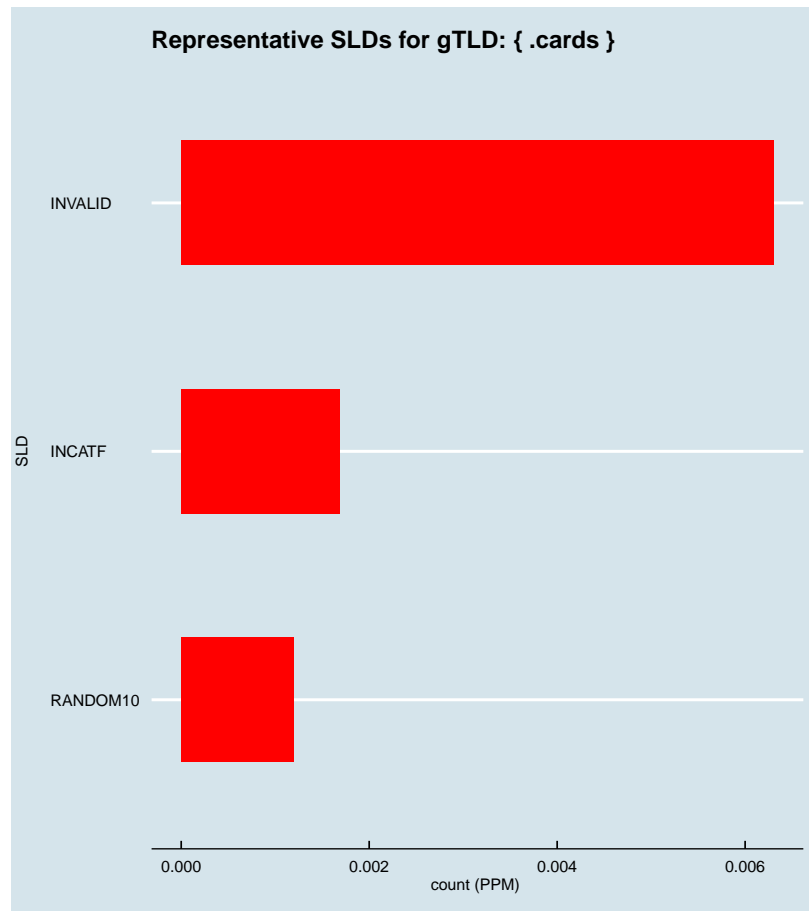


Figure 2.281: Representative SLDs for gTLD: { .cards }. The  $x$  axis displays number of times (in parts per million) the corresponding SLD ( $y$  axis) was found in the gTLD.

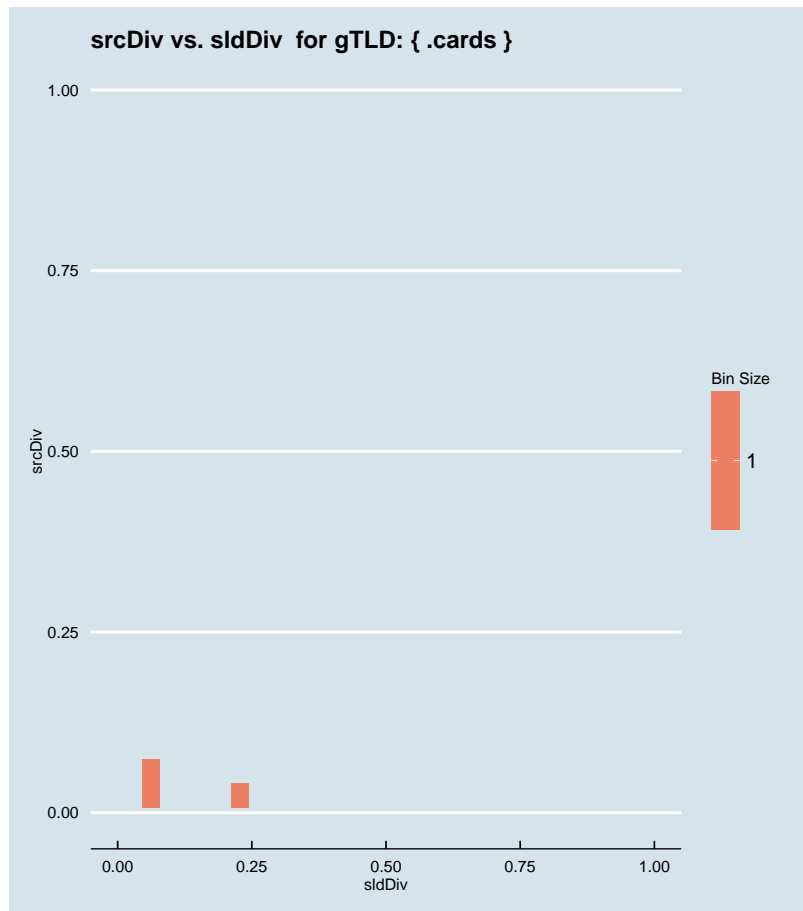


Figure 2.282: Binned scatter-plot of srcDiv and sldDiv for gTLD: {.cards}.

### :: 2.195 Representative SLDs for gTLD: {.care}

In this section, we collect representative SLDs related to gTLD: 'care'. We found 13 unique SLDs after filtering. A total of 71285 records were considered representative and they are 81.127% of the gTLD dump. Since the total number of records for this gTLD is 71285, there are 0 non-representative records (NRep). In addition, this set comprises  $2.92E-5$  of the entire data-set. Table 2.142 shows the corresponding SLDs ordered by the level of importance. Figure 2.283 shows the record count (PPM) for each representative SLD. Figure 2.284 shows the binned scatter-plot of srcDiv and sldDiv.

► {.care}  
 Total SLDs: 13  
 a-sldDiv: 81.127%  
 a-oR: 0.003%  
 NRep: 0

Individual SLD descriptors for gTLD: {.care}										
SLD	count	sldDiv	$\phi$ -sldDiv	ipcount	srcDiv	$\phi$ -srcDiv	oR	a-srcDiv	a-oR	rem
INCATC	0.034	0.381	1.000	0.002	0.070	0.010	1.37E-5	0.381	1.37E-5	37768
INCATF	0.007	0.085	1.000	7.44E-4	0.100	0.017	3.05E-6	0.466	1.68E-5	30335
canon4fbac...	0.006	0.072	1.000	1.4E-5	0.002	5.84E-5	2.6E-6	0.538	1.94E-5	23997
INCATB	0.004	0.042	1.000	7.77E-4	0.212	0.049	1.5E-6	0.580	2.09E-5	20327
INVALID	0.003	0.039	1.000	2.61E-4	0.077	0.011	1.4E-6	0.619	2.23E-5	16922
profdoc	0.003	0.035	1.000	1.98E-4	0.064	0.009	1.27E-6	0.654	2.35E-5	13828
RANDOM13	0.003	0.029	0.999	6.15E-4	0.244	0.057	1.03E-6	0.683	2.46E-5	11308
INCATE	0.002	0.025	0.999	0.001	0.659	0.208	8.88E-7	0.707	2.55E-5	9141
RANDOM10	0.002	0.024	0.999	3.74E-4	0.179	0.039	8.54E-7	0.731	2.63E-5	7057
extranet	0.002	0.022	0.999	6.6E-5	0.035	0.003	7.78E-7	0.753	2.71E-5	5158
spurgeons	0.002	0.022	0.999	2.32E-4	0.123	0.022	7.75E-7	0.774	2.79E-5	3266
INCATD	0.002	0.020	0.999	3.84E-4	0.217	0.051	7.25E-7	0.794	2.86E-5	1498
pediatric	0.001	0.017	0.999	6.3E-5	0.042	0.005	6.14E-7	0.811	2.92E-5	0

Table 2.142: Top 13 most significant SLDs for gTLD 'care'. The SLD list holds 81.127% of the entries found in the gTLD and 2.92E-5 of the total number of entries for the entire experiment. **count** represents the number of records found for the SLD (in parts per million). **sldDiv** is the raw count divided by the number of records of this gTLD dump file. **oR** is the ratio of raw count to the total number of records of the experiment.  **$\phi$ -sldDiv** represents the  $\phi$  percentile of sldDiv on the entire data-set. **a-srcDiv** is the cumulative srcDiv variable. **a-oR** is the cumulative oR.

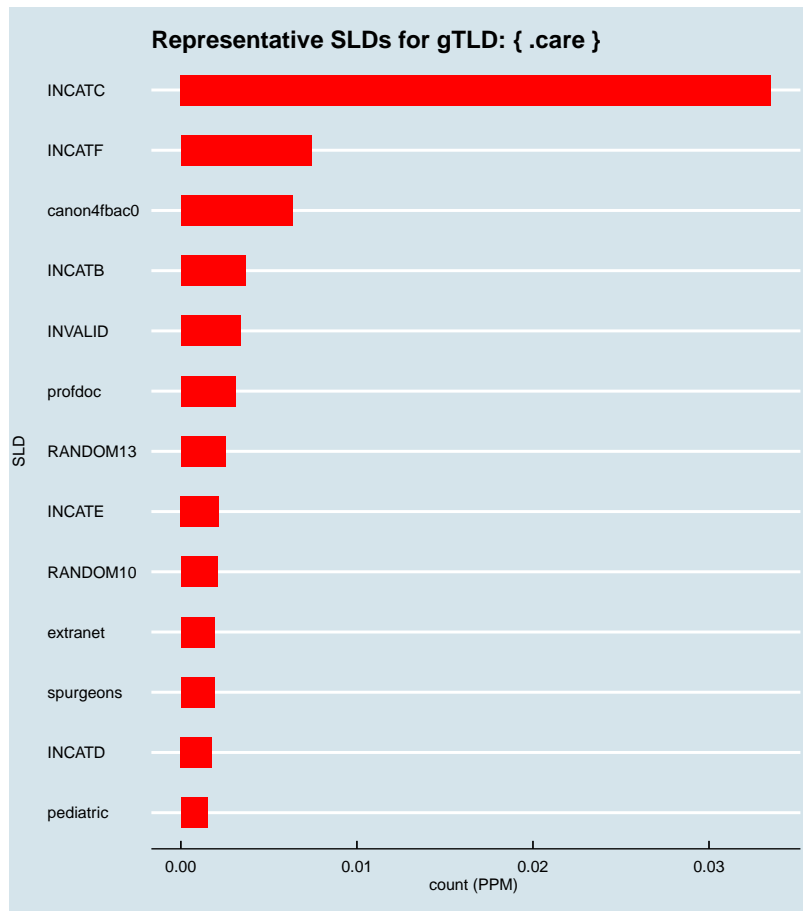


Figure 2.283: Representative SLDs for gTLD: { .care }. The x axis displays number of times (in parts per million) the corresponding SLD (y axis) was found in the gTLD.

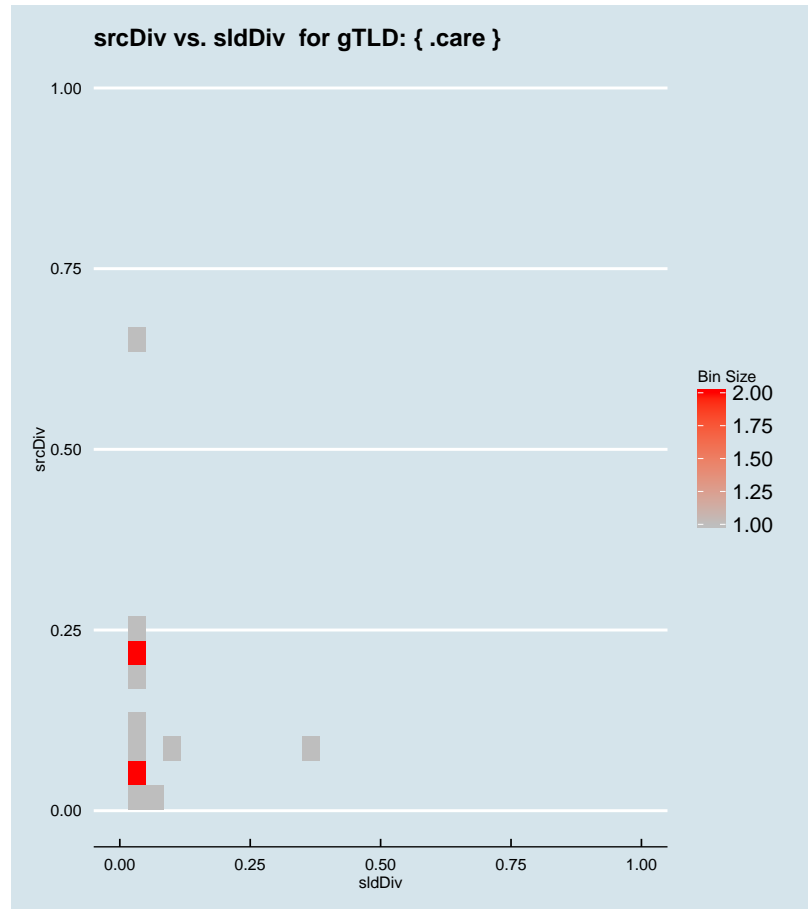


Figure 2.284: Binned scatter-plot of srcDiv and sldDiv for gTLD: { .care }.

### :: 2.196 Representative SLDs for gTLD: { .career }

In this section, we collect representative SLDs related to gTLD: 'career'. We found 3 unique SLDs after filtering. A total of 3809 records were considered representative and they are 44.127% of the gTLD dump. Since the total number of records for this gTLD is 3809, there are 0 non-representative records (NRep). In addition, this set comprises 1.56E-6 of the entire data-set. Table 2.143 shows the corresponding SLDs ordered by the level of importance. Figure 2.285 shows the record count (PPM) for each representative SLD. Figure 2.286 shows the binned scatter-plot of srcDiv and sldDiv.

► { .career }  
Total SLDs: 3  
a-sldDiv: 44.127%  
a-oR: 0.000%  
NRep: 0



Individual SLD descriptors for gTLD: {career}										
SLD	count	sldDiv	$\phi$ -sldDiv	ipcount	srcDiv	$\phi$ -srcDiv	oR	a-srcDiv	a-oR	rem
INCATB	0.001	0.151	1.000	7.02E-4	0.537	0.181	5.36E-7	0.151	5.36E-7	2502
INCATE	0.001	0.147	1.000	9.85E-4	0.776	0.263	5.2E-7	0.299	1.06E-6	1232
INCATF	0.001	0.143	1.000	6.4E-5	0.052	0.006	5.05E-7	0.441	1.56E-6	0

Table 2.143: Top 3 most significant SLDs for gTLD 'career'. The SLD list holds 44.127% of the entries found in the gTLD and 1.56E-6 of the total number of entries for the entire experiment. **count** represents the number of records found for the SLD (in parts per million). **sldDiv** is the raw count divided by the number of records of this gTLD dump file. **oR** is the ratio of raw count to the total number of records of the experiment.  $\phi$ -**sldDiv** represents the  $\phi$  percentile of sldDiv on the entire data-set. **a-srcDiv** is the cumulative srcDiv variable. **a-oR** is the cumulative oR.



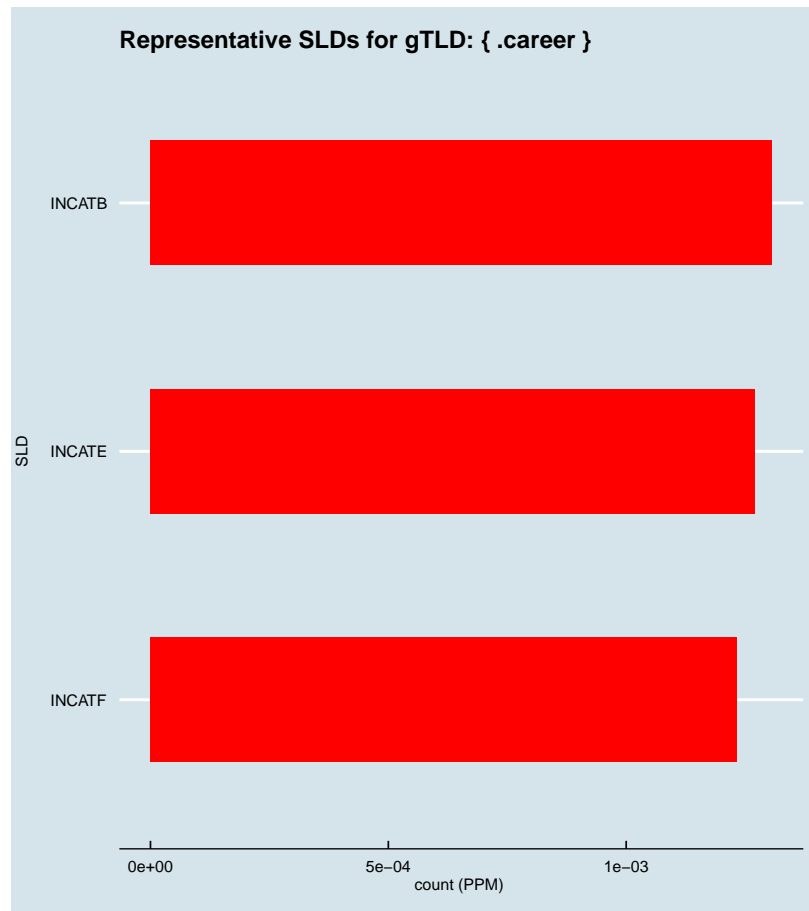


Figure 2.285: Representative SLDs for gTLD: { .career}. The  $x$  axis displays number of times (in parts per million) the corresponding SLD ( $y$  axis) was found in the gTLD.

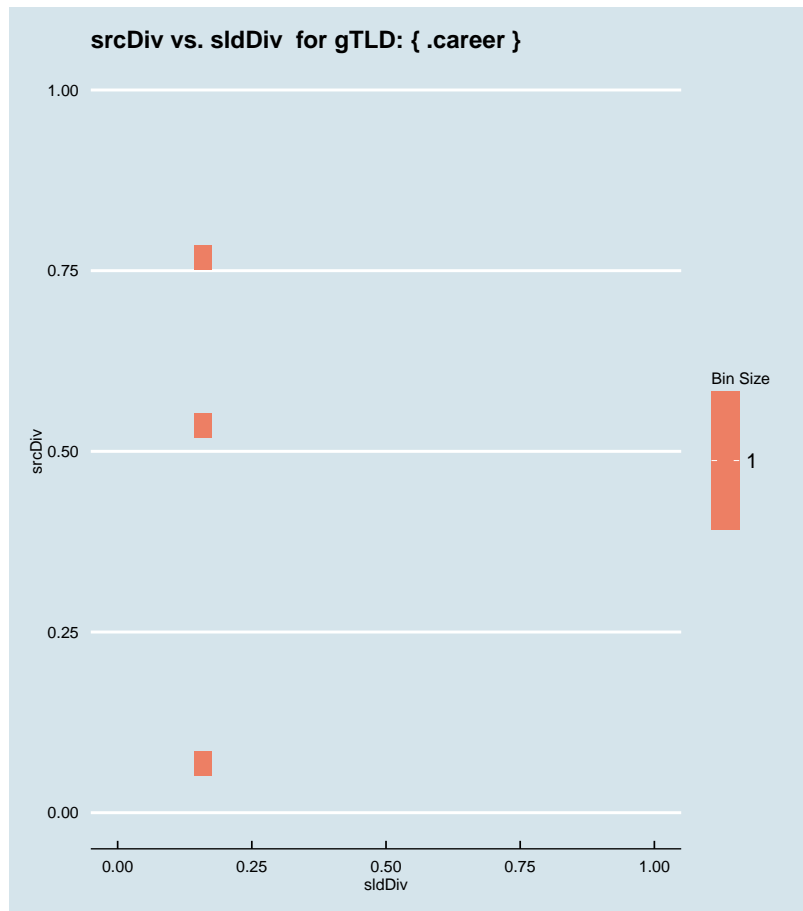


Figure 2.286: Binned scatter-plot of srcDiv and sldDiv for gTLD: { .career }.

### :: 2.197 Representative SLDs for gTLD: { .careers }

In this section, we collect representative SLDs related to gTLD: 'careers'. We found 1 unique SLDs after filtering. A total of 1798 records were considered representative and they are 30.625% of the gTLD dump. Since the total number of records for this gTLD is 1798, there are 0 non-representative records (NRep). In addition, this set comprises  $7.37E-7$  of the entire data-set. Table 2.144 shows the corresponding SLDs ordered by the level of importance. Figure 2.287 shows the record count (PPM) for each representative SLD. Figure 2.288 shows the binned scatter-plot of srcDiv and sldDiv.

```
► { .careers }
Total SLDs: 1
a-sldDiv: 30.625%
a-oR: 0.000%
NRep: 0
```

Individual SLD descriptors for gTLD: {.careers}										
SLD	count	sldDiv	$\phi$ -sldDiv	ipcount	srcDiv	$\phi$ -srcDiv	oR	a-srcDiv	a-oR	rem
INCATB	0.002	0.306	1.000	0.001	0.694	0.235	7.37E-7	0.306	7.37E-7	0

Table 2.144: Top 1 most significant SLDs for gTLD 'careers'. The SLD list holds 30.625% of the entries found in the gTLD and 7.37E-7 of the total number of entries for the entire experiment. **count** represents the number of records found for the SLD (in parts per million). **sldDiv** is the raw count divided by the number of records of this gTLD dump file. **oR** is the ratio of raw count to the total number of records of the experiment.  $\phi$ -**sldDiv** represents the  $\phi$  percentile of sldDiv on the entire data-set. **a-srcDiv** is the cumulative srcDiv variable. **a-oR** is the cumulative oR.




Figure 2.287: Representative SLDs for gTLD: { .careers }. The  $x$  axis displays number of times (in parts per million) the corresponding SLD ( $y$  axis) was found in the gTLD.

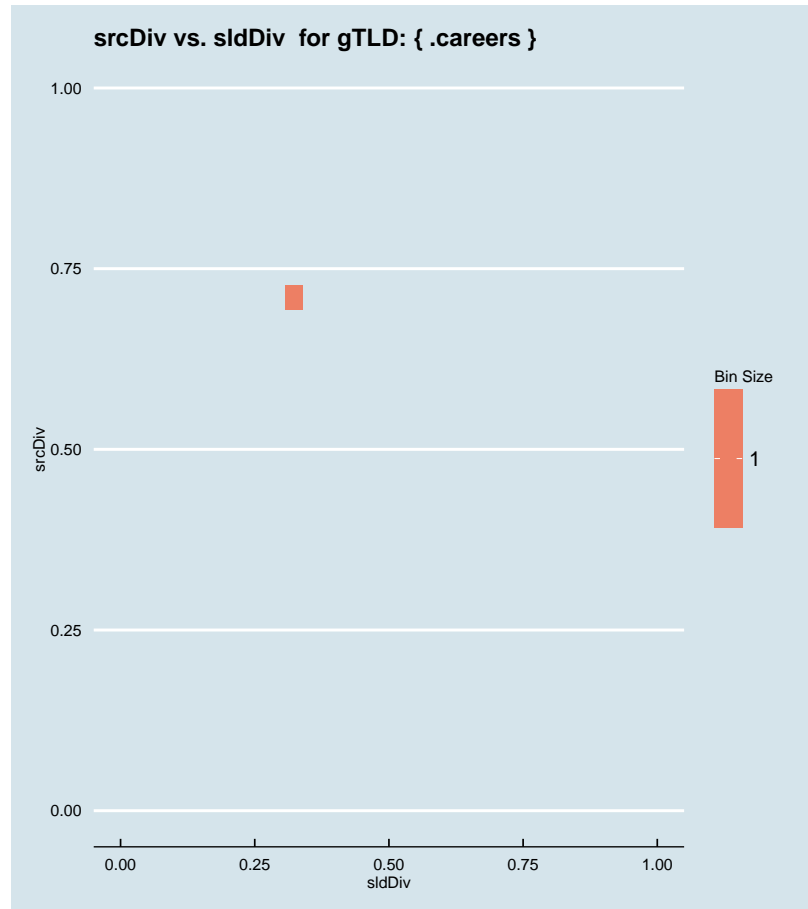


Figure 2.288: Binned scatter-plot of srcDiv and sldDiv for gTLD: {.careers}.

### ∴ 2.198 Representative SLDs for gTLD: {.caremore}

In this section, we collect representative SLDs related to gTLD: 'caremore'. We found 0 unique SLDs after filtering. A total of 0 records were considered representative and they are 0.000% of the gTLD dump. Since the total number of records for this gTLD is 0, there are 0 non-representative records (NRep). In addition, this set comprises 0E0 of the entire data-set.

► {.caremore}  
Total SLDs: 0  
a-sldDiv: 0.000%  
a-oR: 0.000%  
NRep: 0

### ∴ 2.199 Representative SLDs for gTLD: {.carinsurance}

In this section, we collect representative SLDs related to gTLD: 'carinsurance'. We

► {.carinsurance}  
Total SLDs: 0  
a-sldDiv: 0.000%  
a-oR: 0.000%  
NRep: 0

found 0 unique SLDs after filtering. A total of 0 records were considered representative and they are 0.000% of the gTLD dump. Since the total number of records for this gTLD is 0, there are 0 non-representative records (NRep). In addition, this set comprises 0E0 of the entire data-set.

### :: 2.200 Representative SLDs for gTLD: {.cars}

In this section, we collect representative SLDs related to gTLD: 'cars'. We found 8 unique SLDs after filtering. A total of 18890 records were considered representative and they are 66.281% of the gTLD dump. Since the total number of records for this gTLD is 18890, there are 0 non-representative records (NRep). In addition, this set comprises 7.74E-6 of the entire data-set. Table 2.145 shows the corresponding SLDs ordered by the level of importance. Figure 2.289 shows the record count (PPM) for each representative SLD. Figure 2.290 shows the binned scatter-plot of srcDiv and sldDiv.

► {.cars}  
 Total SLDs: 8  
 a-sldDiv: 66.281%  
 a-oR: 0.001%  
 NRep: 0

Individual SLD descriptors for gTLD: {.cars}										
SLD	count	sldDiv	$\phi$ -sldDiv	ipcount	srcDiv	$\phi$ -srcDiv	oR	a-srcDiv	a-oR	rem
INCATF	0.005	0.180	1.000	3.21E-4	0.063	0.009	2.1E-6	0.180	2.1E-6	13773
platinum	0.004	0.140	1.000	6E-6	0.002	3.27E-5	1.64E-6	0.320	3.73E-6	9777
INCATE	0.002	0.073	1.000	0.001	0.683	0.233	8.56E-7	0.393	4.59E-6	7688
cdg	0.002	0.062	1.000	2.04E-4	0.115	0.021	7.25E-7	0.455	5.32E-6	5918
INCATB	0.002	0.060	1.000	4.26E-4	0.251	0.065	6.97E-7	0.515	6.01E-6	4218
RANDOM13	0.002	0.055	1.000	3.72E-4	0.237	0.056	6.43E-7	0.570	6.66E-6	2649
INCATC	0.001	0.048	1.000	5.67E-4	0.418	0.116	5.56E-7	0.617	7.21E-6	1292
horimex	0.001	0.045	1.000	1.84E-4	0.142	0.027	5.29E-7	0.663	7.74E-6	0

Table 2.145: Top 8 most significant SLDs for gTLD 'cars'. The SLD list holds 66.281% of the entries found in the gTLD and 7.74E-6 of the total number of entries for the entire experiment. **count** represents the number of records found for the SLD (in parts per million). **sldDiv** is the raw count divided by the number of records of this gTLD dump file. **oR** is the ratio of raw count to the total number of records of the experiment.  **$\phi$ -sldDiv** represents the  $\phi$  percentile of sldDiv on the entire data-set. **a-srcDiv** is the cumulative srcDiv variable. **a-oR** is the cumulative oR.

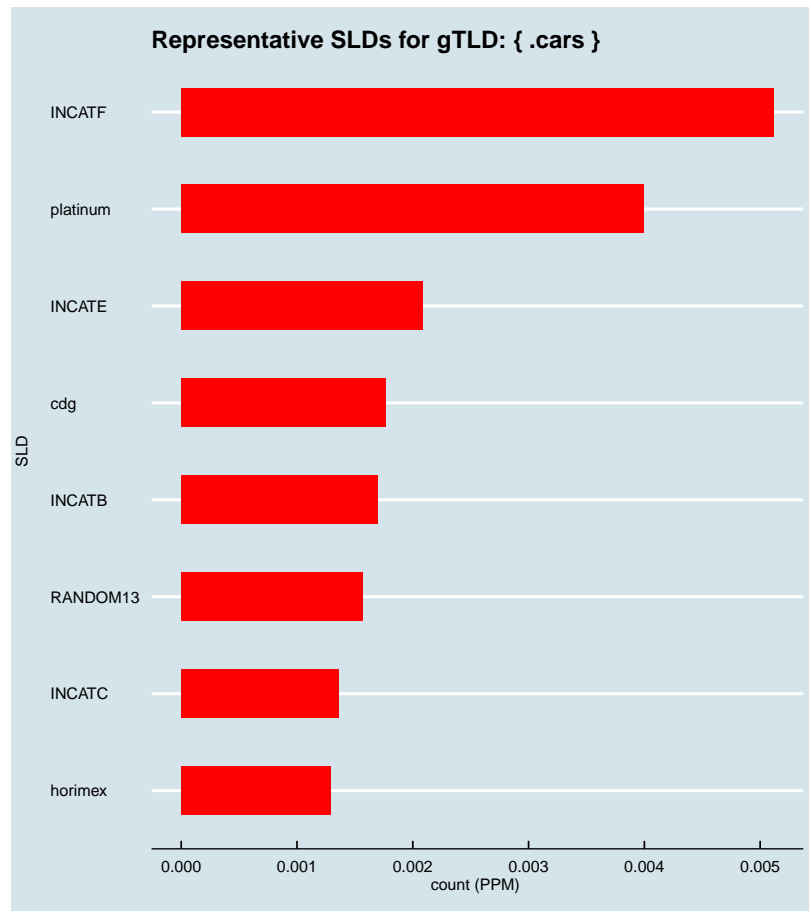


Figure 2.289: Representative SLDs for gTLD: { .cars }. The  $x$  axis displays number of times (in parts per million) the corresponding SLD ( $y$  axis) was found in the gTLD.

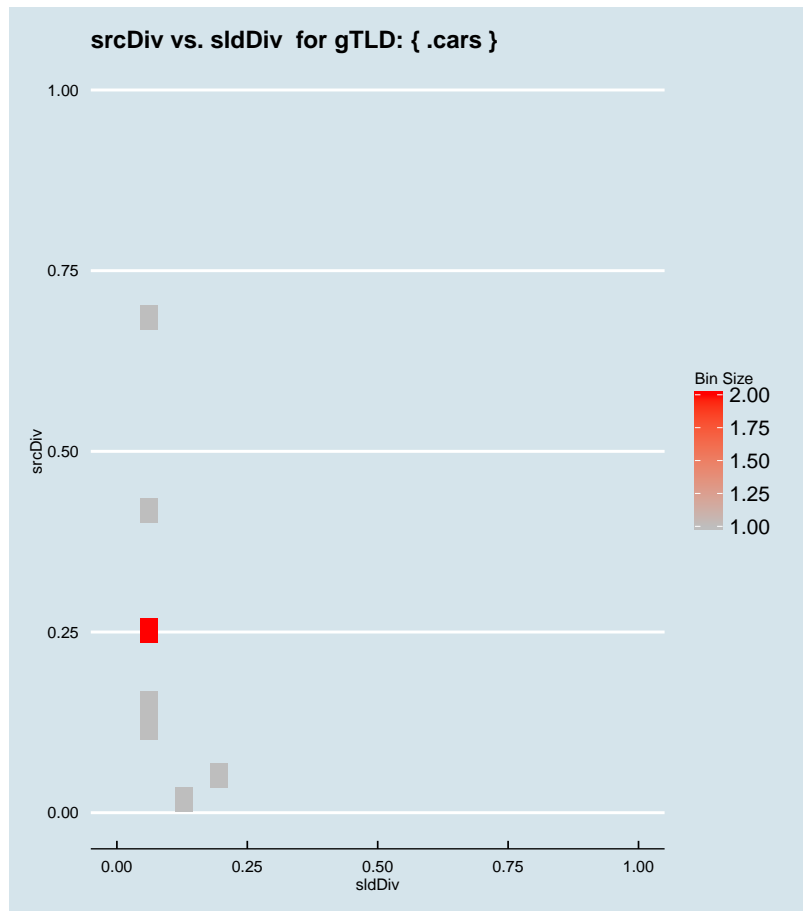


Figure 2.290: Binned scatter-plot of srcDiv and sldDiv for gTLD: { .cars }.

### :: 2.201 Representative SLDs for gTLD: { .cartier }

In this section, we collect representative SLDs related to gTLD: 'cartier'. We found 0 unique SLDs after filtering. A total of 0 records were considered representative and they are 0.000% of the gTLD dump. Since the total number of records for this gTLD is 0, there are 0 non-representative records (NRep). In addition, this set comprises 0E0 of the entire data-set.

► { .cartier }  
 Total SLDs: 0  
 a-sldDiv: 0.000%  
 a-oR: 0.000%  
 NRep: 0

### :: 2.202 Representative SLDs for gTLD: { .casa }

In this section, we collect representative SLDs related to gTLD: 'casa'. We found 27

► { .casa }  
 Total SLDs: 27  
 a-sldDiv: 84.682%  
 a-oR: 0.057%  
 NRep: 0



unique SLDs after filtering. A total of 1391328 records were considered representative and they are 84.682% of the gTLD dump. Since the total number of records for this gTLD is 1391328, there are 0 non-representative records (NRep). In addition, this set comprises  $5.7E-4$  of the entire data-set. Table 2.146 shows the corresponding SLDs ordered by the level of importance. Figure 2.291 shows the record count (PPM) for each representative SLD. Figure 2.292 shows the binned scatter-plot of srcDiv and sldDiv.

Individual SLD descriptors for gTLD: {casa}										
SLD	count	sldDiv	$\phi$ -sldDiv	ipcount	srcDiv	$\phi$ -srcDiv	oR	a-srcDiv	a-oR	rem
RANDOM10	0.475	0.289	1.000	0.007	0.014	$8.59E-4$	$1.95E-4$	0.289	$1.95E-4$	916630
INCATB	0.335	0.204	1.000	0.006	0.017	0.001	$1.37E-4$	0.493	$3.32E-4$	581690
INVALID	0.286	0.174	1.000	0.006	0.022	0.002	$1.17E-4$	0.667	$4.49E-4$	295420
wpad	0.065	0.039	1.000	0.006	0.097	0.016	$2.65E-5$	0.706	$4.76E-4$	230853
RANDOM13	0.060	0.036	1.000	0.001	0.024	0.002	$2.46E-5$	0.743	$5E-4$	170937
isatap	0.056	0.034	1.000	0.007	0.118	0.022	$2.29E-5$	0.777	$5.23E-4$	114996
INCATC	0.031	0.019	0.999	0.003	0.094	0.015	$1.27E-5$	0.796	$5.36E-4$	84057
INCATF	0.021	0.013	0.999	0.002	0.077	0.012	$8.7E-6$	0.809	$5.44E-4$	62830
SHORTSLD	0.012	0.007	0.999	0.002	0.194	0.043	$4.89E-6$	0.816	$5.49E-4$	50899
promotrade...	0.008	0.005	0.999	0.003	0.334	0.096	$3.36E-6$	0.821	$5.53E-4$	42692
INCATD	0.006	0.003	0.998	0.001	0.189	0.042	$2.31E-6$	0.824	$5.55E-4$	37060
tiscali	0.004	0.003	0.998	$9.01E-4$	0.210	0.049	$1.76E-6$	0.827	$5.57E-4$	32775
servidor	0.004	0.002	0.998	$4.65E-4$	0.115	0.021	$1.65E-6$	0.829	$5.58E-4$	28738
INCATF	0.004	0.002	0.998	0.002	0.423	0.117	$1.61E-6$	0.832	$5.6E-4$	24817
http	0.003	0.002	0.998	0.001	0.344	0.097	$1.3E-6$	0.834	$5.61E-4$	21635
animal	0.003	0.002	0.998	$3E-6$	0.001	$1.82E-5$	$1.18E-6$	0.835	$5.62E-4$	18760
rede	0.003	0.002	0.998	$1.33E-4$	0.046	0.005	$1.17E-6$	0.837	$5.64E-4$	15894
grimbo	0.002	0.001	0.997	$5E-5$	0.022	0.002	$9.3E-7$	0.839	$5.65E-4$	13625
b7c70898d9...	0.002	0.001	0.997	$6E-4$	0.307	0.078	$8.01E-7$	0.840	$5.65E-4$	11670
server	0.002	0.001	0.996	$3.52E-4$	0.206	0.048	$6.99E-7$	0.841	$5.66E-4$	9965
casa-pc	0.002	0.001	0.996	$2.93E-4$	0.172	0.037	$6.98E-7$	0.842	$5.67E-4$	8262
local	0.002	0.001	0.996	$4.67E-4$	0.275	0.070	$6.97E-7$	0.843	$5.67E-4$	6562
familia	0.001	$8.71E-4$	0.996	$1.3E-4$	0.091	0.014	$5.86E-7$	0.844	$5.68E-4$	5131
multi	0.001	$8.53E-4$	0.996	$3.2E-5$	0.023	0.002	$5.75E-7$	0.845	$5.69E-4$	3729
filtro	0.001	$7.87E-4$	0.996	$1.4E-5$	0.011	$5.62E-4$	$5.3E-7$	0.845	$5.69E-4$	2436
portatil	0.001	$7.5E-4$	0.996	$1.72E-4$	0.139	0.027	$5.05E-7$	0.846	$5.7E-4$	1203
neta	0.001	$7.32E-4$	0.996	$2E-5$	0.017	0.001	$4.93E-7$	0.847	$5.7E-4$	0

Table 2.146: Top 27 most significant SLDs for gTLD 'casa'. The SLD list holds 84.682% of the entries found in the gTLD and  $5.7E-4$  of the total number of entries for the entire experiment. **count** represents the number of records found for the SLD (in parts per million). **sldDiv** is the raw count divided by the number of records of this gTLD dump file. **oR** is the ratio of raw count to the total number of records of the experiment.  **$\phi$ -sldDiv** represents the  $\phi$  percentile of sldDiv on the entire data-set. **a-srcDiv** is the cumulative srcDiv variable. **a-oR** is the cumulative oR.

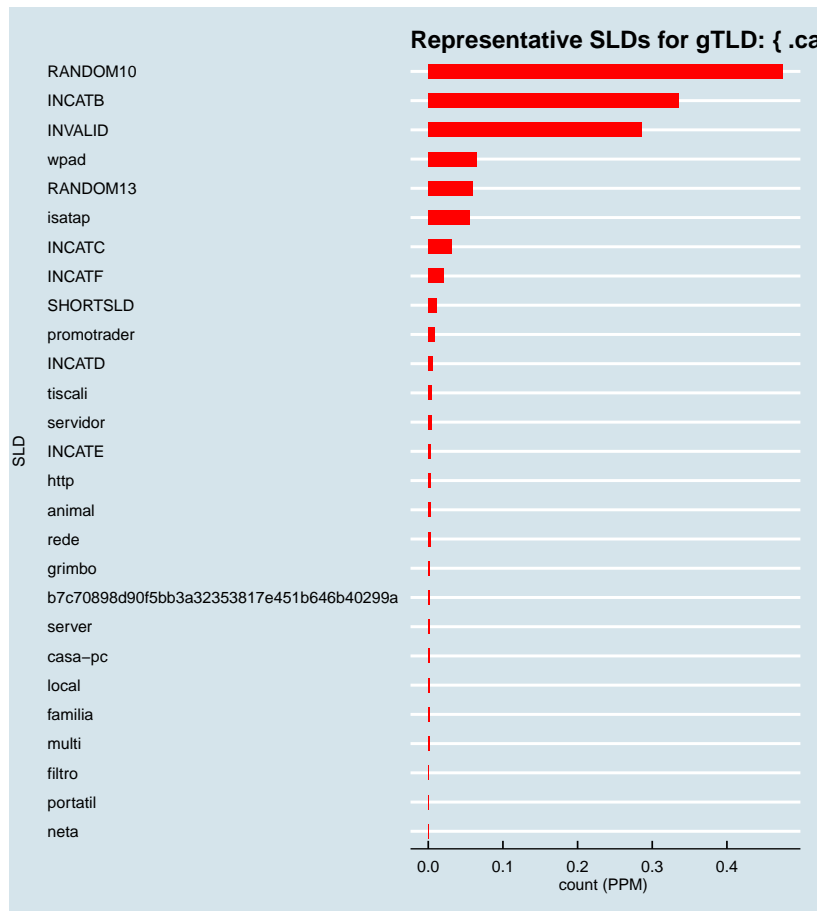


Figure 2.291: Representative SLDs for gTLD: { .casa}. The x axis displays number of times (in parts per million) the corresponding SLD (y axis) was found in the gTLD.

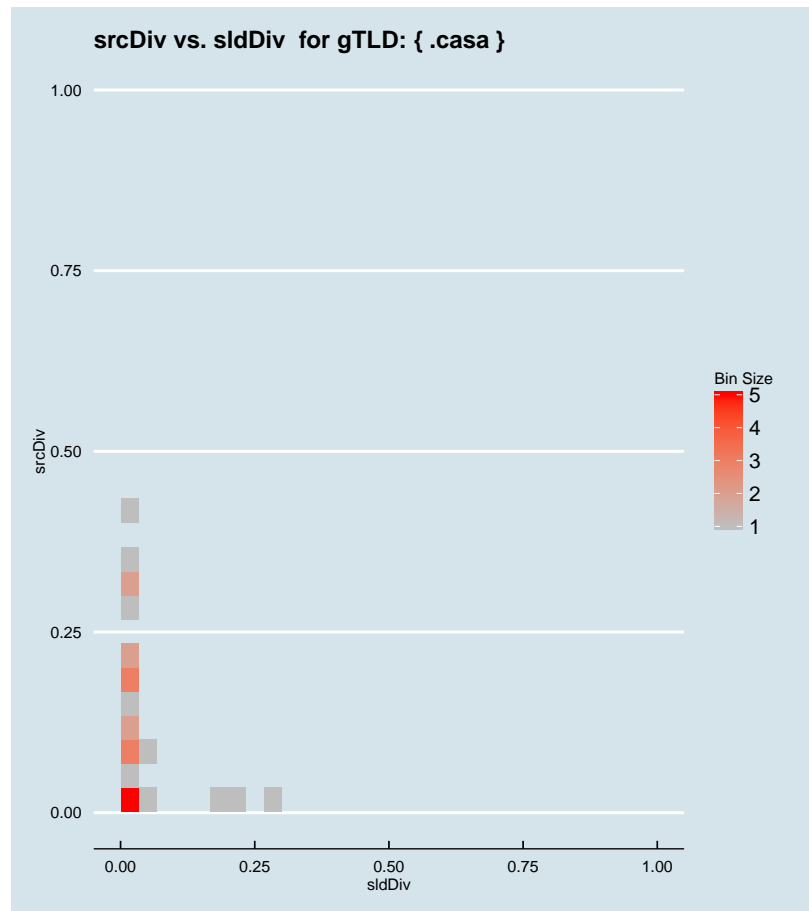


Figure 2.292: Binned scatter-plot of srcDiv and sldDiv for gTLD: { .casa }.

### :: 2.203 Representative SLDs for gTLD: { .case }

In this section, we collect representative SLDs related to gTLD: 'case'. We found 6 unique SLDs after filtering. A total of 17858 records were considered representative and they are 63.272% of the gTLD dump. Since the total number of records for this gTLD is 17858, there are 0 non-representative records (NRep). In addition, this set comprises  $7.32E-6$  of the entire data-set. Table 2.147 shows the corresponding SLDs ordered by the level of importance. Figure 2.293 shows the record count (PPM) for each representative SLD. Figure 2.294 shows the binned scatter-plot of srcDiv and sldDiv.

► { .case }  
Total SLDs: 6  
a-sldDiv: 63.272%  
a-oR: 0.001%  
NRep: 0

Individual SLD descriptors for gTLD: {case}										
SLD	count	sldDiv	$\phi$ -sldDiv	ipcount	srcDiv	$\phi$ -srcDiv	oR	a-srcDiv	a-oR	rem
INVALID	0.005	0.170	1.000	3.1E-4	0.065	0.009	1.97E-6	0.170	1.97E-6	13063
INCATC	0.004	0.152	1.000	0.002	0.463	0.126	1.76E-6	0.322	3.73E-6	8765
RANDOM10	0.003	0.104	1.000	5.06E-4	0.173	0.038	1.2E-6	0.426	4.93E-6	5836
INCATB	0.002	0.077	1.000	5.56E-4	0.257	0.066	8.86E-7	0.503	5.81E-6	3673
RANDOM13	0.002	0.072	1.000	3.55E-4	0.174	0.038	8.36E-7	0.575	6.65E-6	1633
INCATF	0.002	0.058	1.000	2.14E-4	0.131	0.025	6.69E-7	0.633	7.32E-6	0

Table 2.147: Top 6 most significant SLDs for gTLD 'case'. The SLD list holds 63.272% of the entries found in the gTLD and 7.32E-6 of the total number of entries for the entire experiment. **count** represents the number of records found for the SLD (in parts per million). **sldDiv** is the raw count divided by the number of records of this gTLD dump file. **oR** is the ratio of raw count to the total number of records of the experiment.  **$\phi$ -sldDiv** represents the  $\phi$  percentile of sldDiv on the entire data-set. **a-srcDiv** is the cumulative srcDiv variable. **a-oR** is the cumulative oR.

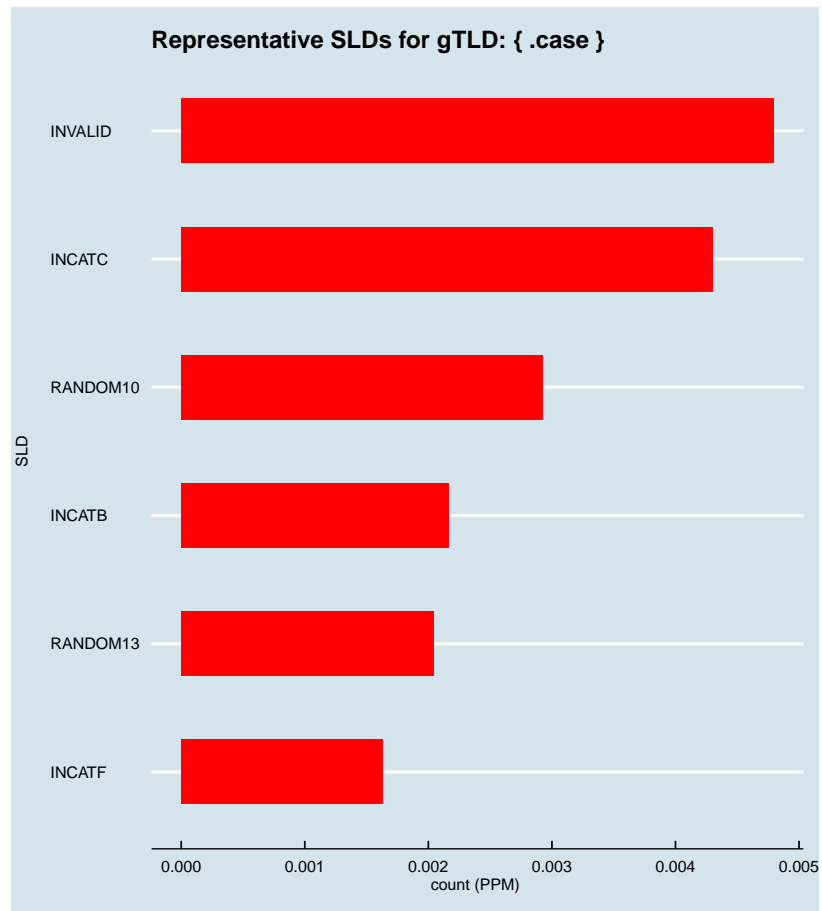


Figure 2.293: Representative SLDs for gTLD: {.case}. The  $x$  axis displays number of times (in parts per million) the corresponding SLD ( $y$  axis) was found in the gTLD.

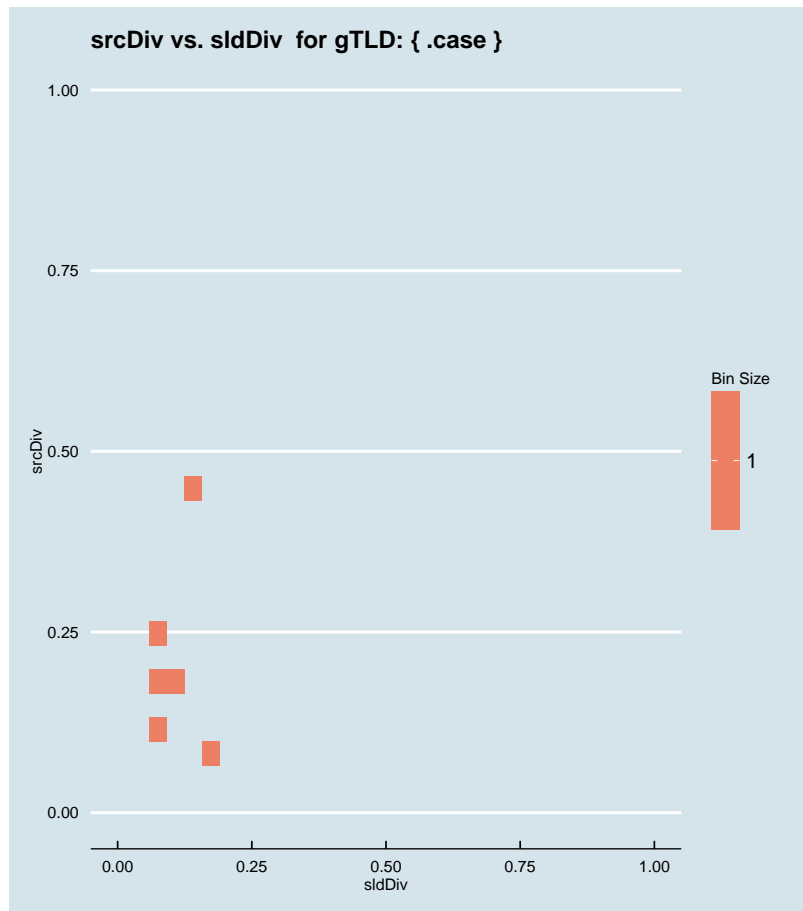


Figure 2.294: Binned scatter-plot of srcDiv and sldDiv for gTLD: { .case }.

∴ 2.204 Representative SLDs for gTLD: { .caseih }

In this section, we collect representative SLDs related to gTLD: 'caseih'. We found 0 unique SLDs after filtering. A total of 0 records were considered representative and they are 0.000% of the gTLD dump. Since the total number of records for this gTLD is 0, there are 0 non-representative records (NRep). In addition, this set comprises 0E0 of the entire data-set.

► { .caseih }  
 Total SLDs: 0  
 a-sldDiv: 0.000%  
 a-oR: 0.000%  
 NRep: 0

∴ 2.205 Representative SLDs for gTLD: { .cash }

In this section, we collect representative SLDs related to gTLD: 'cash'. We found 8

► { .cash }  
 Total SLDs: 8  
 a-sldDiv: 67.225%  
 a-oR: 0.001%  
 NRep: 0

unique SLDs after filtering. A total of 23637 records were considered representative and they are 67.225% of the gTLD dump. Since the total number of records for this gTLD is 23637, there are 0 non-representative records (NRep). In addition, this set comprises  $9.69E-6$  of the entire data-set. Table 2.148 shows the corresponding SLDs ordered by the level of importance. Figure 2.295 shows the record count (PPM) for each representative SLD. Figure 2.296 shows the binned scatter-plot of srcDiv and sldDiv.

Individual SLD descriptors for gTLD: {cash}										
SLD	count	sldDiv	$\phi$ -sldDiv	ipcount	srcDiv	$\phi$ -srcDiv	oR	a-srcDiv	a-oR	rem
INVALID	0.006	0.174	1.000	$4.37E-4$	0.072	0.011	$2.5E-6$	0.174	$2.5E-6$	17535
INCATF	0.005	0.129	1.000	$4.46E-4$	0.098	0.016	$1.86E-6$	0.303	$4.36E-6$	12986
INCATC	0.004	0.106	1.000	$8.57E-4$	0.230	0.054	$1.53E-6$	0.409	$5.89E-6$	9253
INCATB	0.002	0.067	1.000	$9.68E-4$	0.408	0.114	$9.71E-7$	0.476	$6.87E-6$	6883
RANDOM13	0.002	0.059	1.000	$4.24E-4$	0.204	0.048	$8.52E-7$	0.536	$7.72E-6$	4805
RANDOM10	0.002	0.056	1.000	$5.41E-4$	0.275	0.070	$8.05E-7$	0.591	$8.52E-6$	2841
snatch	0.001	0.041	1.000	$1.05E-4$	0.073	0.011	$5.87E-7$	0.632	$9.11E-6$	1408
wpad	0.001	0.040	1.000	$3.81E-4$	0.271	0.068	$5.77E-7$	0.672	$9.69E-6$	0

Table 2.148: Top 8 most significant SLDs for gTLD 'cash'. The SLD list holds 67.225% of the entries found in the gTLD and  $9.69E-6$  of the total number of entries for the entire experiment. **count** represents the number of records found for the SLD (in parts per million). **sldDiv** is the raw count divided by the number of records of this gTLD dump file. **oR** is the ratio of raw count to the total number of records of the experiment.  **$\phi$ -sldDiv** represents the  $\phi$  percentile of sldDiv on the entire data-set. **a-srcDiv** is the cumulative srcDiv variable. **a-oR** is the cumulative oR.

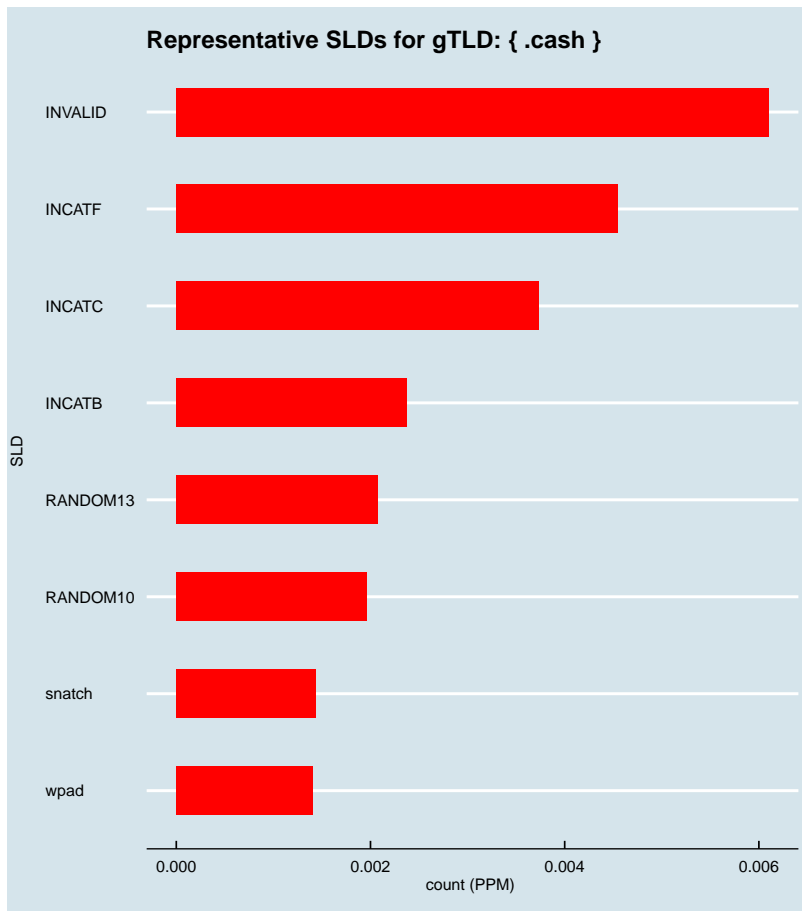


Figure 2.295: Representative SLDs for gTLD: { .cash }. The x axis displays number of times (in parts per million) the corresponding SLD (y axis) was found in the gTLD.



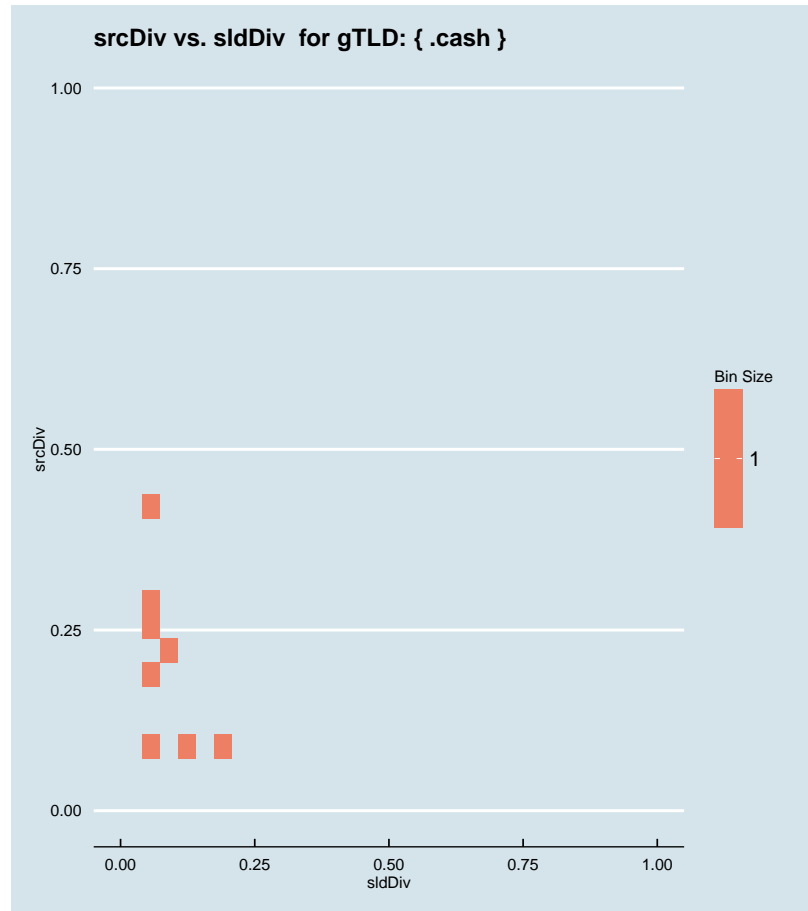


Figure 2.296: Binned scatter-plot of srcDiv and sldDiv for gTLD: { .cash }.

## :: 2.206 Representative SLDs for gTLD: { .casino }

In this section, we collect representative SLDs related to gTLD: 'casino'. We found 6 unique SLDs after filtering. A total of 25588 records were considered representative and they are 62.311% of the gTLD dump. Since the total number of records for this gTLD is 25588, there are 0 non-representative records (NRep). In addition, this set comprises  $1.05E-5$  of the entire data-set. Table 2.149 shows the corresponding SLDs ordered by the level of importance. Figure 2.297 shows the record count (PPM) for each representative SLD. Figure 2.298 shows the binned scatter-plot of srcDiv and sldDiv.

► { .casino }  
Total SLDs: 6  
a-sldDiv: 62.311%  
a-oR: 0.001%  
NRep: 0

Individual SLD descriptors for gTLD: {casino}										
SLD	count	sldDiv	$\phi$ -sldDiv	ipcount	srcDiv	$\phi$ -srcDiv	oR	a-srcDiv	a-oR	rem
RANDOM13	0.006	0.146	1.000	5.63E-4	0.094	0.015	2.46E-6	0.146	2.46E-6	19583
INCATF	0.005	0.129	1.000	3.34E-4	0.063	0.009	2.17E-6	0.275	4.63E-6	14300
INVALID	0.005	0.110	1.000	3.69E-4	0.082	0.013	1.85E-6	0.385	6.48E-6	9781
INCATB	0.004	0.102	1.000	2.86E-4	0.069	0.010	1.71E-6	0.486	8.19E-6	5611
sportsman	0.003	0.075	1.000	1.63E-4	0.053	0.007	1.26E-6	0.561	9.44E-6	2541
RANDOM10	0.003	0.062	1.000	2.06E-4	0.081	0.012	1.04E-6	0.623	1.05E-5	0

Table 2.149: Top 6 most significant SLDs for gTLD 'casino'. The SLD list holds 62.311% of the entries found in the gTLD and 1.05E-5 of the total number of entries for the entire experiment. **count** represents the number of records found for the SLD (in parts per million). **sldDiv** is the raw count divided by the number of records of this gTLD dump file. **oR** is the ratio of raw count to the total number of records of the experiment.  $\phi$ -**sldDiv** represents the  $\phi$  percentile of sldDiv on the entire data-set. **a-srcDiv** is the cumulative srcDiv variable. **a-oR** is the cumulative oR.

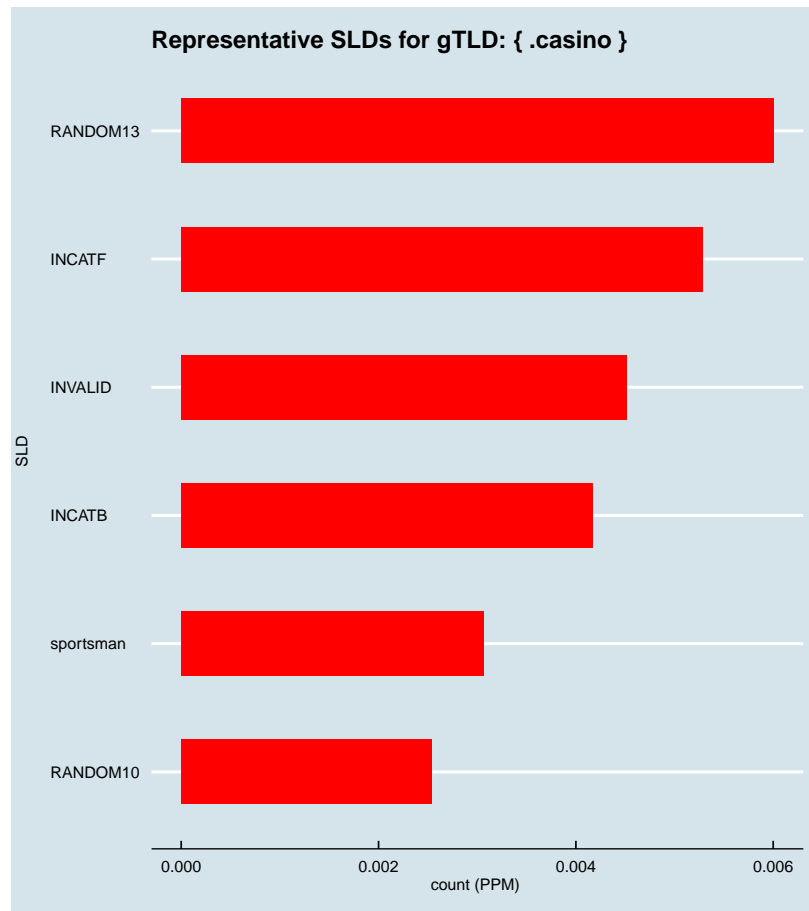


Figure 2.297: Representative SLDs for gTLD: { .casino }. The  $x$  axis displays number of times (in parts per million) the corresponding SLD ( $y$  axis) was found in the gTLD.

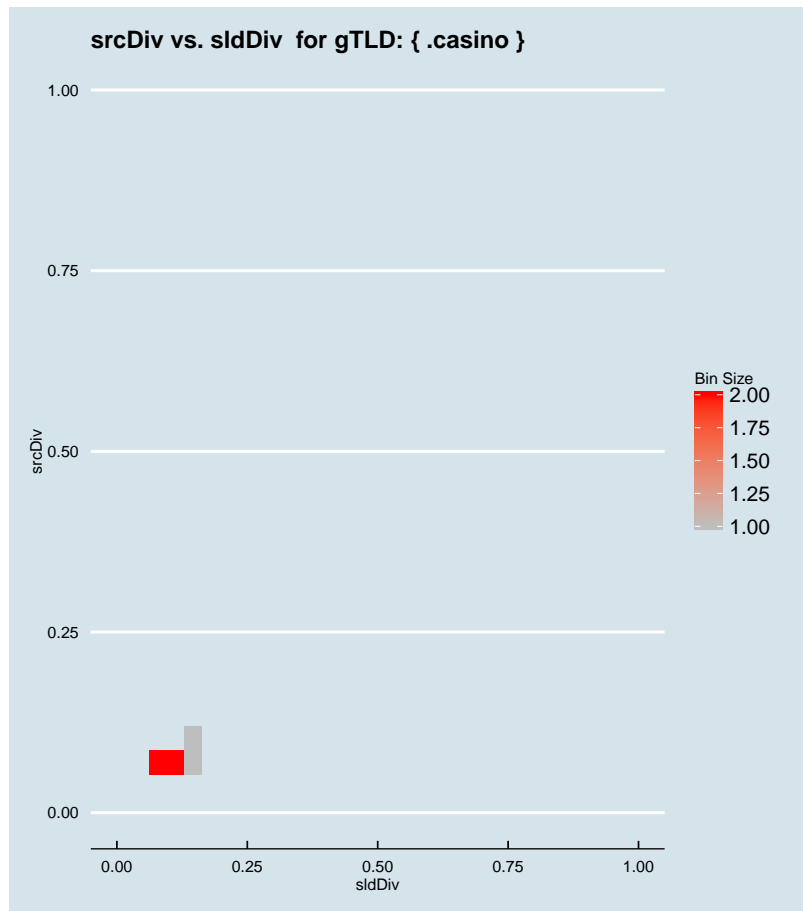


Figure 2.298: Binned scatter-plot of srcDiv and sldDiv for gTLD: { .casino }.

∴ 2.207 Representative SLDs for gTLD: { .catalonia }

In this section, we collect representative SLDs related to gTLD: 'catalonia'. We found 0 unique SLDs after filtering. A total of 0 records were considered representative and they are 0.000% of the gTLD dump. Since the total number of records for this gTLD is 0, there are 0 non-representative records (NRep). In addition, this set comprises 0E0 of the entire data-set.

► { .catalonia }  
 Total SLDs: 0  
 a-sldDiv: 0.000%  
 a-oR: 0.000%  
 NRep: 0

∴ 2.208 Representative SLDs for gTLD: { .catering }

In this section, we collect representative SLDs related to gTLD: 'catering'. We found

► { .catering }  
 Total SLDs: 2  
 a-sldDiv: 30.283%  
 a-oR: 0.000%  
 NRep: 0

2 unique SLDs after filtering. A total of 3551 records were considered representative and they are 30.283% of the gTLD dump. Since the total number of records for this gTLD is 3551, there are 0 non-representative records (NRep). In addition, this set comprises  $1.46E-6$  of the entire data-set. Table 2.150 shows the corresponding SLDs ordered by the level of importance. Figure 2.299 shows the record count (PPM) for each representative SLD. Figure 2.300 shows the binned scatter-plot of srcDiv and sldDiv.

Individual SLD descriptors for gTLD: {catering}										
SLD	count	sldDiv	$\phi$ -sldDiv	ipcount	srcDiv	$\phi$ -srcDiv	oR	a-srcDiv	a-oR	rem
INCATF	0.002	0.181	1.000	$7.6E-5$	0.036	0.004	$8.69E-7$	0.181	$8.69E-7$	1431
luise	0.001	0.122	1.000	$2.9E-5$	0.020	0.001	$5.86E-7$	0.303	$1.46E-6$	0

Table 2.150: Top 2 most significant SLDs for gTLD 'catering'. The SLD list holds 30.283% of the entries found in the gTLD and  $1.46E-6$  of the total number of entries for the entire experiment. **count** represents the number of records found for the SLD (in parts per million). **sldDiv** is the raw count divided by the number of records of this gTLD dump file. **oR** is the ratio of raw count to the total number of records of the experiment.  **$\phi$ -sldDiv** represents the  $\phi$  percentile of sldDiv on the entire data-set. **a-srcDiv** is the cumulative srcDiv variable. **a-oR** is the cumulative oR.

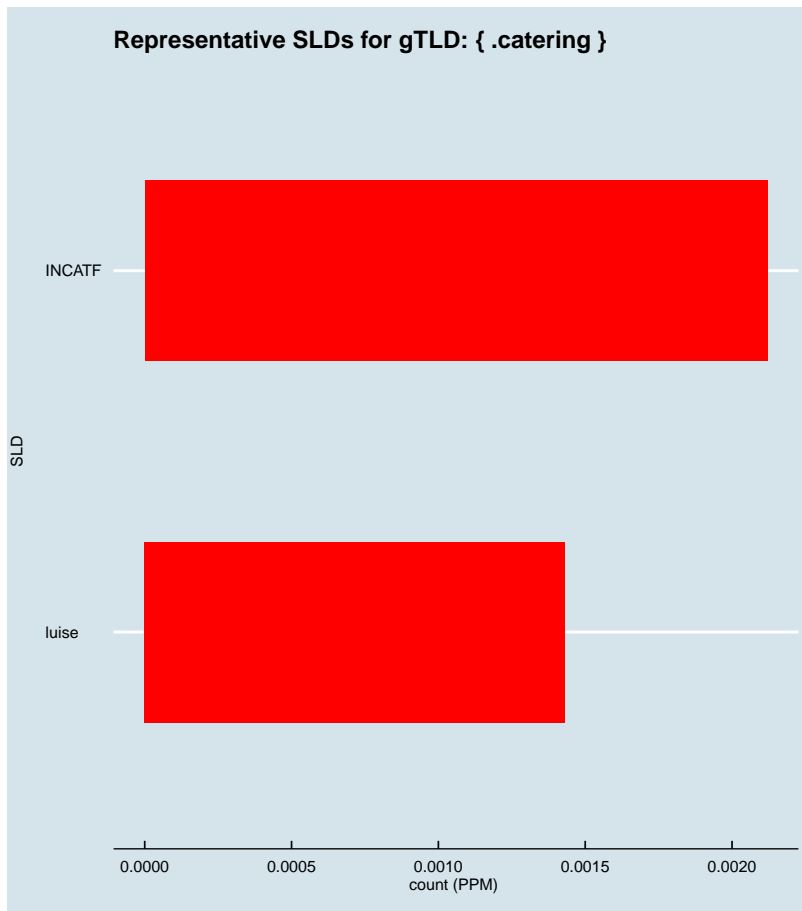


Figure 2.299: Representative SLDs for gTLD: { .catering}. The *x* axis displays number of times (in parts per million) the corresponding SLD (*y* axis) was found in the gTLD.

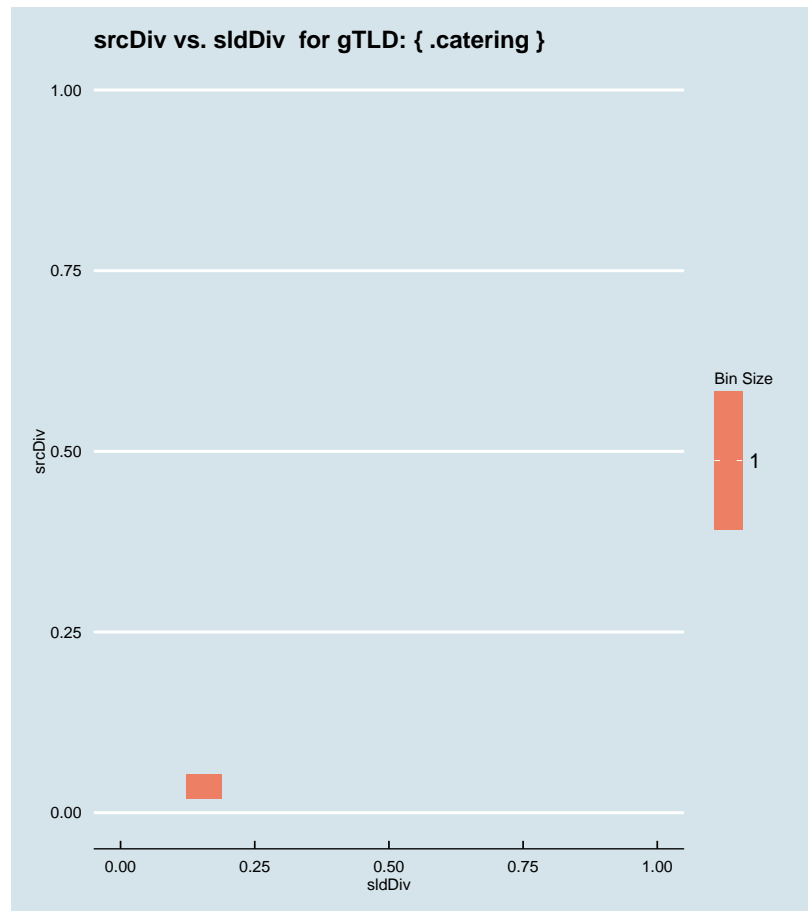


Figure 2.300: Binned scatter-plot of srcDiv and sldDiv for gTLD: { .catering }.

### :: 2.209 Representative SLDs for gTLD: { .catholic }

In this section, we collect representative SLDs related to gTLD: 'catholic'. We found 5 unique SLDs after filtering. A total of 51099 records were considered representative and they are 87.453% of the gTLD dump. Since the total number of records for this gTLD is 51099, there are 0 non-representative records (NRep). In addition, this set comprises  $2.09E-5$  of the entire data-set. Table 2.151 shows the corresponding SLDs ordered by the level of importance. Figure 2.301 shows the record count (PPM) for each representative SLD. Figure 2.302 shows the binned scatter-plot of srcDiv and sldDiv.

► { .catholic }  
Total SLDs: 5  
a-sldDiv: 87.453%  
a-oR: 0.002%  
NRep: 0

Individual SLD descriptors for gTLD: {catholic}										
SLD	count	sldDiv	$\phi$ -sldDiv	ipcount	srcDiv	$\phi$ -srcDiv	oR	a-srcDiv	a-oR	rem
RANDOM13	0.024	0.411	1.000	2.75E-4	0.011	6.17E-4	9.83E-6	0.411	9.83E-6	27110
blessedtri...	0.020	0.338	1.000	1.6E-4	0.008	3.69E-4	8.1E-6	0.749	1.79E-5	7355
INCATB	0.003	0.049	1.000	4.04E-4	0.141	0.027	1.17E-6	0.798	1.91E-5	4491
INCATF	0.003	0.047	1.000	1.68E-4	0.062	0.008	1.12E-6	0.844	2.02E-5	1760
INCATD	0.002	0.030	1.000	7.7E-5	0.044	0.005	7.21E-7	0.875	2.09E-5	0

Table 2.151: Top 5 most significant SLDs for gTLD 'catholic'. The SLD list holds 87.453% of the entries found in the gTLD and 2.09E-5 of the total number of entries for the entire experiment. **count** represents the number of records found for the SLD (in parts per million). **sldDiv** is the raw count divided by the number of records of this gTLD dump file. **oR** is the ratio of raw count to the total number of records of the experiment.  **$\phi$ -sldDiv** represents the  $\phi$  percentile of sldDiv on the entire data-set. **a-srcDiv** is the cumulative srcDiv variable. **a-oR** is the cumulative oR.



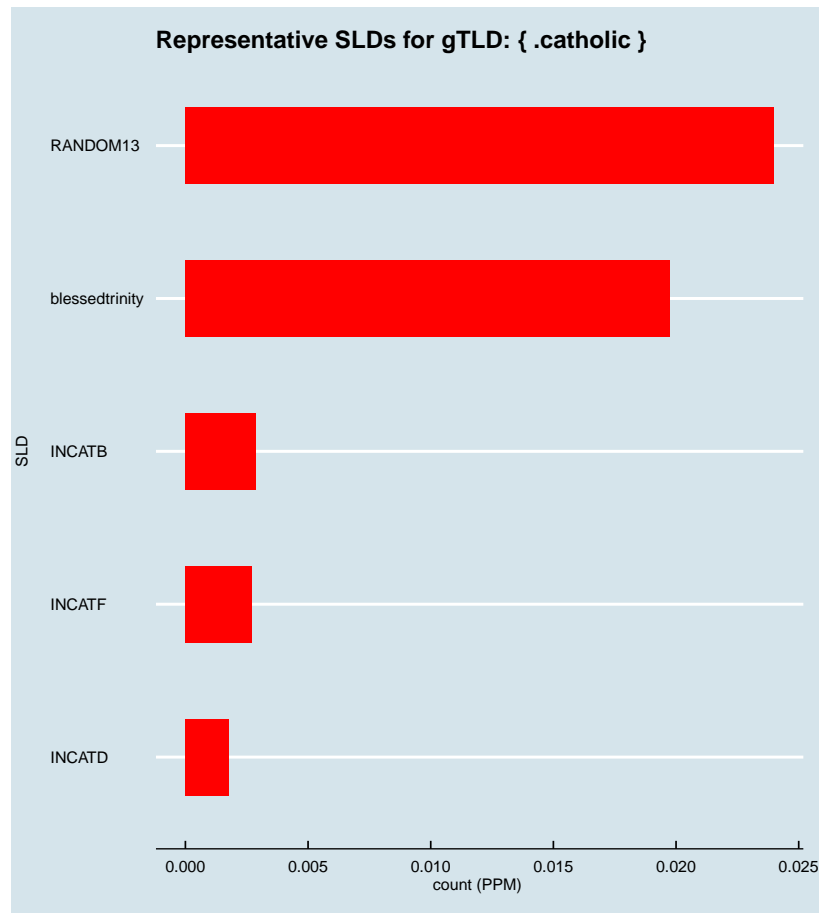


Figure 2.301: Representative SLDs for gTLD: { .catholic }. The  $x$  axis displays number of times (in parts per million) the corresponding SLD ( $y$  axis) was found in the gTLD.

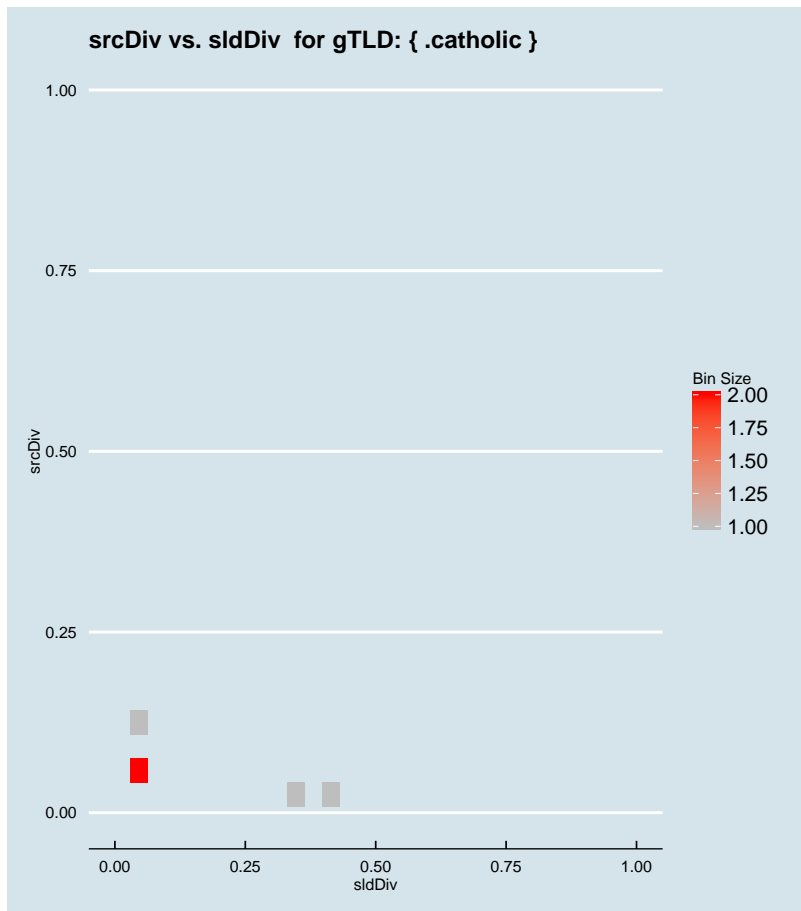


Figure 2.302: Binned scatter-plot of srcDiv and sldDiv for gTLD: { .catholic }.

### :: 2.210 Representative SLDs for gTLD: { .cba }

In this section, we collect representative SLDs related to gTLD: 'cba'. We found 45 unique SLDs after filtering. A total of 233788 records were considered representative and they are 85.725% of the gTLD dump. Since the total number of records for this gTLD is 233788, there are 0 non-representative records (NRep). In addition, this set comprises  $9.58E-5$  of the entire data-set. Table 2.152 shows the corresponding SLDs ordered by the level of importance. Figure 2.303 shows the record count (PPM) for each representative SLD. Figure 2.304 shows the binned scatter-plot of srcDiv and sldDiv.

► { .cba }  
 Total SLDs: 45  
 a-sldDiv: 85.725%  
 a-oR: 0.010%  
 NRep: 0

Individual SLD descriptors for gTLD: {cba}										
SLD	count	sldDiv	$\phi$ -sldDiv	ipcount	srcDiv	$\phi$ -srcDiv	oR	a-srcDiv	a-oR	rem
INCATF	0.020	0.073	1.000	4.13E-4	0.021	0.002	8.17E-6	0.073	8.17E-6	213848
RANDOM10	0.019	0.069	1.000	7.4E-4	0.039	0.004	7.75E-6	0.142	1.59E-5	194934
makuharisi...	0.016	0.059	1.000	3.2E-5	0.002	5.04E-5	6.64E-6	0.202	2.26E-5	178738
INCATC	0.015	0.055	1.000	0.002	0.103	0.018	6.17E-6	0.257	2.87E-5	163670
INVALID	0.012	0.045	1.000	5.59E-4	0.046	0.005	4.99E-6	0.302	3.37E-5	151501
makuhariba...	0.010	0.037	1.000	1.7E-5	0.002	3.86E-5	4.17E-6	0.339	3.79E-5	141331
makuhariba...	0.008	0.029	1.000	1.1E-5	0.001	2.73E-5	3.3E-6	0.369	4.12E-5	133286
INCATB	0.008	0.029	0.999	6.05E-4	0.077	0.011	3.23E-6	0.397	4.44E-5	125397
RANDOM13	0.008	0.029	0.999	5.23E-4	0.066	0.009	3.23E-6	0.426	4.76E-5	117521
ilink-ichi...	0.008	0.028	0.999	1E-5	0.001	2.56E-5	3.14E-6	0.454	5.08E-5	109864
verdir-ich...	0.008	0.028	0.999	1.9E-5	0.002	7.35E-5	3.12E-6	0.482	5.39E-5	102261
ilink-ichi...	0.007	0.026	0.999	1.9E-5	0.003	8.13E-5	2.91E-6	0.508	5.68E-5	95172
w-g-c-2	0.006	0.022	0.999	1.5E-5	0.002	7.31E-5	2.47E-6	0.530	5.93E-5	89155
yachiyo-pc...	0.005	0.019	0.999	6.4E-5	0.012	7.05E-4	2.1E-6	0.549	6.14E-5	84034
ilink-ichi...	0.005	0.018	0.999	9E-6	0.002	4.56E-5	1.99E-6	0.567	6.34E-5	79182
ichikawami...	0.005	0.017	0.999	1.7E-5	0.004	1.24E-4	1.9E-6	0.584	6.53E-5	74555
commnet2	0.004	0.016	0.999	9.94E-4	0.232	0.055	1.76E-6	0.600	6.7E-5	70269
w-g-c-1	0.004	0.015	0.999	1.6E-5	0.004	1.32E-4	1.7E-6	0.615	6.87E-5	66114
matsudo3-j...	0.004	0.015	0.999	1.1E-5	0.003	8.02E-5	1.69E-6	0.630	7.04E-5	61979
winstown-i...	0.004	0.015	0.999	1.6E-5	0.004	1.38E-4	1.63E-6	0.645	7.2E-5	58001
parkside-k...	0.004	0.014	0.999	1.2E-5	0.003	1.01E-4	1.56E-6	0.659	7.36E-5	54184
ilink-ichi...	0.004	0.014	0.999	8E-6	0.002	5.59E-5	1.52E-6	0.672	7.51E-5	50465
a-t-10	0.003	0.012	0.999	1E-5	0.003	9.2E-5	1.39E-6	0.685	7.65E-5	47079
makuhari-b...	0.003	0.012	0.999	1.9E-5	0.006	2.38E-4	1.31E-6	0.696	7.78E-5	43883
commsee	0.003	0.012	0.999	3.59E-4	0.114	0.021	1.29E-6	0.708	7.91E-5	40738
ver-ichi6	0.003	0.011	0.999	1.2E-5	0.004	1.46E-4	1.18E-6	0.718	8.03E-5	37860
kamagaya22...	0.003	0.010	0.999	2.4E-5	0.009	4.14E-4	1.13E-6	0.729	8.14E-5	35113
local	0.003	0.010	0.999	8.2E-5	0.030	0.003	1.12E-6	0.739	8.25E-5	32379
urayassume2...	0.003	0.010	0.999	3E-5	0.011	5.9E-4	1.1E-6	0.748	8.36E-5	29692
mbay-pat-2...	0.003	0.010	0.999	3.2E-5	0.012	6.65E-4	1.1E-6	0.758	8.47E-5	27020
duralex	0.002	0.009	0.999	1.09E-4	0.044	0.005	1.01E-6	0.767	8.57E-5	24565
konaka2	0.002	0.008	0.999	9E-6	0.004	1.35E-4	9.37E-7	0.776	8.67E-5	22278
INCATD	0.002	0.008	0.999	2.7E-4	0.121	0.022	9.17E-7	0.784	8.76E-5	20040
abando-neh...	0.002	0.008	0.999	9E-6	0.004	1.39E-4	9.14E-7	0.792	8.85E-5	17809
g-n-2	0.002	0.008	0.999	3.3E-5	0.015	9.43E-4	9E-7	0.800	8.94E-5	15614

Table 2.152: Top 35 most significant SLDs for gTLD 'cba'. The SLD list holds 85.725% of the entries found in the gTLD and  $9.58E-5$  of the total number of entries for the entire experiment. **count** represents the number of records found for the SLD (in parts per million). **sldDiv** is the raw count divided by the number of records of this gTLD dump file. **oR** is the ratio of raw count to the total number of records of the experiment.  $\phi$ -**sldDiv** represents the  $\phi$  percentile of sldDiv on the entire data-set. **a-srcDiv** is the cumulative srcDiv variable. **a-oR** is the cumulative oR.

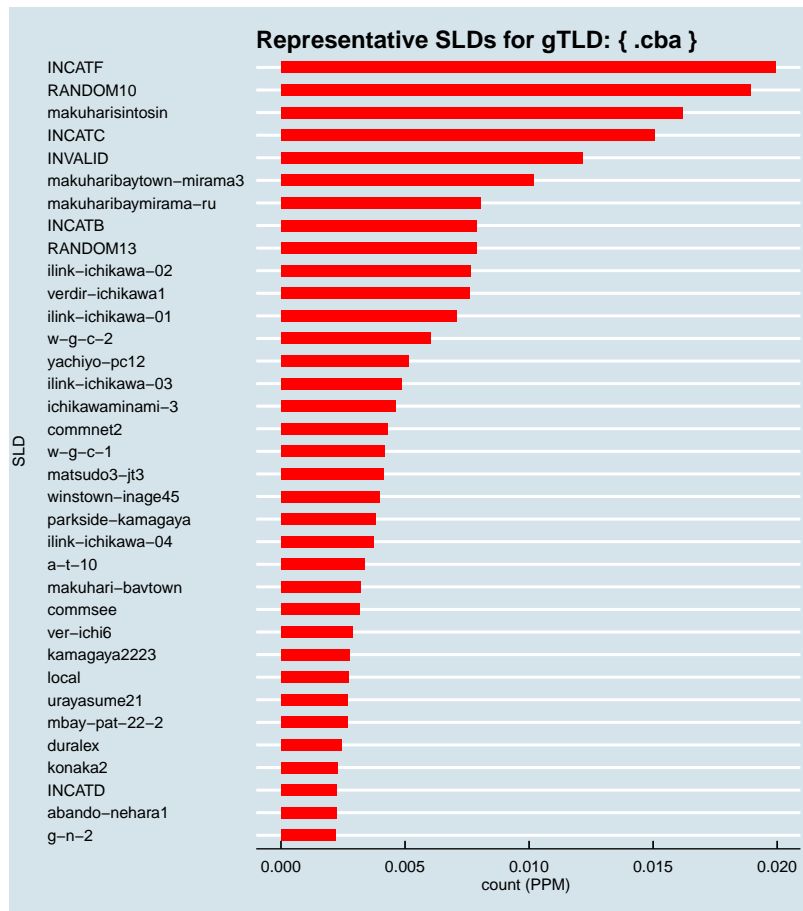


Figure 2.303: Representative SLDs for gTLD: { .cba }. The x axis displays number of times (in parts per million) the corresponding SLD (y axis) was found in the gTLD.

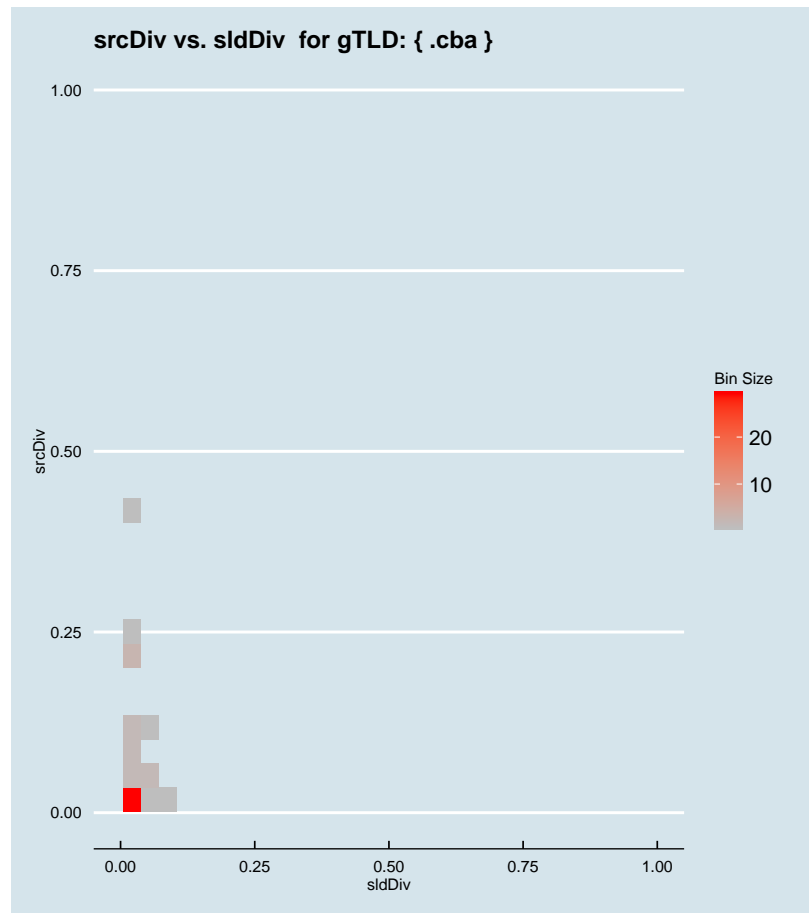


Figure 2.304: Binned scatter-plot of srcDiv and sldDiv for gTLD: { .cba }.

### :: 2.211 Representative SLDs for gTLD: { .cbn }

In this section, we collect representative SLDs related to gTLD: 'cbn'. We found 11 unique SLDs after filtering. A total of 70565 records were considered representative and they are 82.782% of the gTLD dump. Since the total number of records for this gTLD is 70565, there are 0 non-representative records (NRep). In addition, this set comprises 2.89E-5 of the entire data-set. Table 2.153 shows the corresponding SLDs ordered by the level of importance. Figure 2.305 shows the record count (PPM) for each representative SLD. Figure 2.306 shows the binned scatter-plot of srcDiv and sldDiv.

► { .cbn }  
Total SLDs: 11  
a-sldDiv: 82.782%  
a-oR: 0.003%  
NRep: 0

Individual SLD descriptors for gTLD: {cbn}										
SLD	count	sldDiv	$\phi$ -sldDiv	ipcount	srcDiv	$\phi$ -srcDiv	oR	a-srcDiv	a-oR	rem
INCATB	0.016	0.188	1.000	0.002	0.106	0.018	6.56E-6	0.188	6.56E-6	54556
SHORTSLD	0.010	0.122	1.000	7.11E-4	0.068	0.010	4.26E-6	0.310	1.08E-5	44173
INCATF	0.008	0.097	1.000	4.02E-4	0.049	0.006	3.37E-6	0.406	1.42E-5	35946
svpcpl	0.007	0.083	1.000	1.7E-5	0.002	6.94E-5	2.89E-6	0.489	1.71E-5	28904
ids	0.006	0.071	1.000	2.86E-4	0.047	0.005	2.49E-6	0.560	1.96E-5	22836
RANDOM13	0.005	0.058	1.000	4.4E-4	0.090	0.014	2.01E-6	0.618	2.16E-5	17924
RANDOM10	0.004	0.052	1.000	3.1E-4	0.070	0.010	1.81E-6	0.669	2.34E-5	13511
mcara	0.004	0.051	1.000	2.49E-4	0.057	0.007	1.8E-6	0.721	2.52E-5	9128
dig	0.004	0.051	1.000	2.38E-4	0.055	0.007	1.77E-6	0.771	2.69E-5	4810
INVALID	0.003	0.038	1.000	3.94E-4	0.121	0.022	1.33E-6	0.810	2.83E-5	1561
thedots	0.002	0.018	0.999	2.29E-4	0.147	0.030	6.4E-7	0.828	2.89E-5	0

Table 2.153: Top 11 most significant SLDs for gTLD 'cbn'. The SLD list holds 82.782% of the entries found in the gTLD and 2.89E-5 of the total number of entries for the entire experiment. **count** represents the number of records found for the SLD (in parts per million). **sldDiv** is the raw count divided by the number of records of this gTLD dump file. **oR** is the ratio of raw count to the total number of records of the experiment.  $\phi$ -**sldDiv** represents the  $\phi$  percentile of sldDiv on the entire data-set. **a-srcDiv** is the cumulative srcDiv variable. **a-oR** is the cumulative oR.

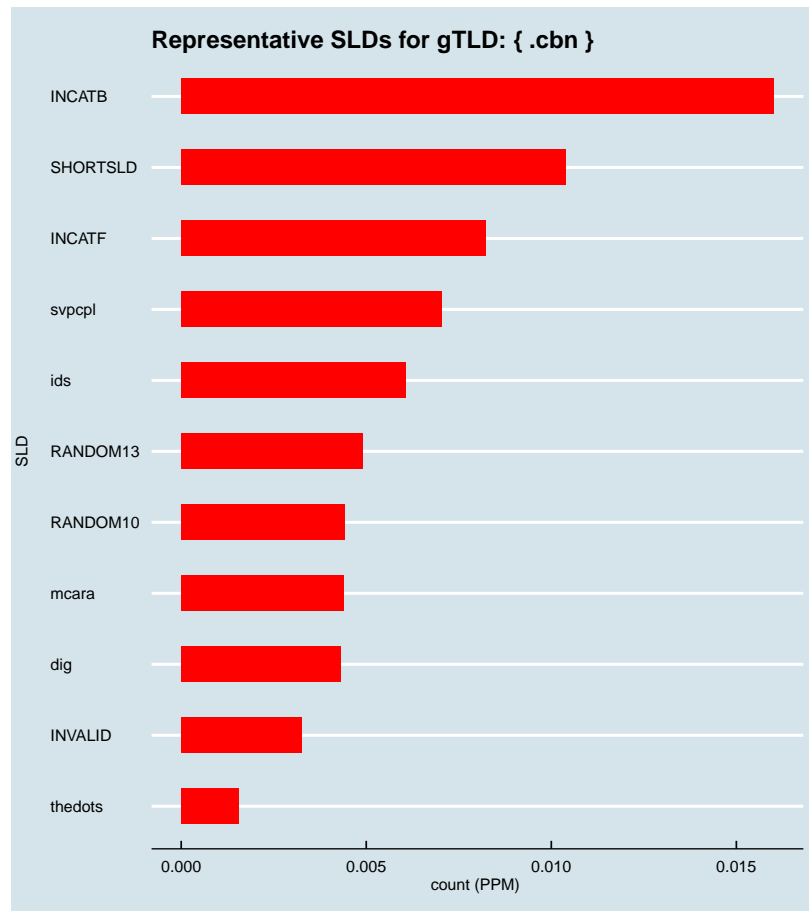


Figure 2.305: Representative SLDs for gTLD: { .cbn }. The  $x$  axis displays number of times (in parts per million) the corresponding SLD ( $y$  axis) was found in the gTLD.

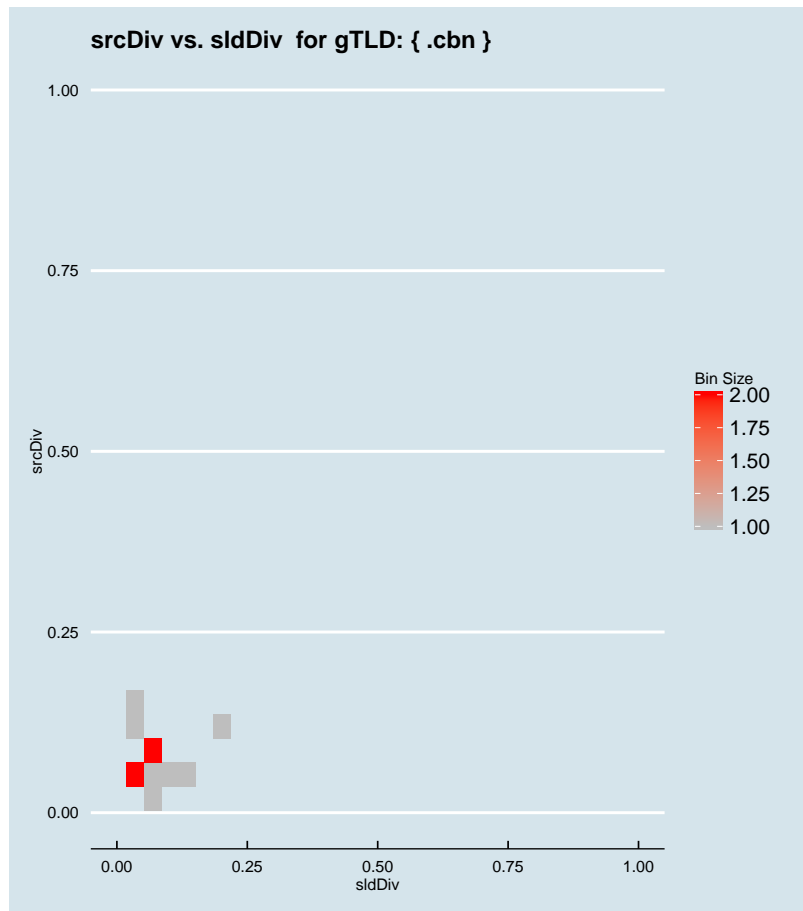


Figure 2.306: Binned scatter-plot of srcDiv and sldDiv for gTLD: { .cbn }.

### :: 2.212 Representative SLDs for gTLD: { .cbre }

In this section, we collect representative SLDs related to gTLD: 'cbre'. We found 3 unique SLDs after filtering. A total of 5388 records were considered representative and they are 45.472% of the gTLD dump. Since the total number of records for this gTLD is 5388, there are 0 non-representative records (NRep). In addition, this set comprises 2.21E−6 of the entire data-set. Table 2.154 shows the corresponding SLDs ordered by the level of importance. Figure 2.307 shows the record count (PPM) for each representative SLD. Figure 2.308 shows the binned scatter-plot of srcDiv and sldDiv.

► { .cbre }  
 Total SLDs: 3  
 a-sldDiv: 45.472%  
 a-oR: 0.000%  
 NRep: 0



Individual SLD descriptors for gTLD: {cbre}										
SLD	count	sldDiv	$\phi$ -sldDiv	ipcount	srcDiv	$\phi$ -srcDiv	oR	a-srcDiv	a-oR	rem
INCATF	0.002	0.185	1.000	1.07E-4	0.049	0.006	8.99E-7	0.185	8.99E-7	3194
RANDOM13	0.002	0.169	1.000	1.94E-4	0.097	0.016	8.19E-7	0.354	1.72E-6	1196
infinity	0.001	0.101	1.000	7.6E-5	0.064	0.009	4.9E-7	0.455	2.21E-6	0

Table 2.154: Top 3 most significant SLDs for gTLD 'cbre'. The SLD list holds 45.472% of the entries found in the gTLD and 2.21E-6 of the total number of entries for the entire experiment. **count** represents the number of records found for the SLD (in parts per million). **sldDiv** is the raw count divided by the number of records of this gTLD dump file. **oR** is the ratio of raw count to the total number of records of the experiment.  **$\phi$ -sldDiv** represents the  $\phi$  percentile of sldDiv on the entire data-set. **a-srcDiv** is the cumulative srcDiv variable. **a-oR** is the cumulative oR.

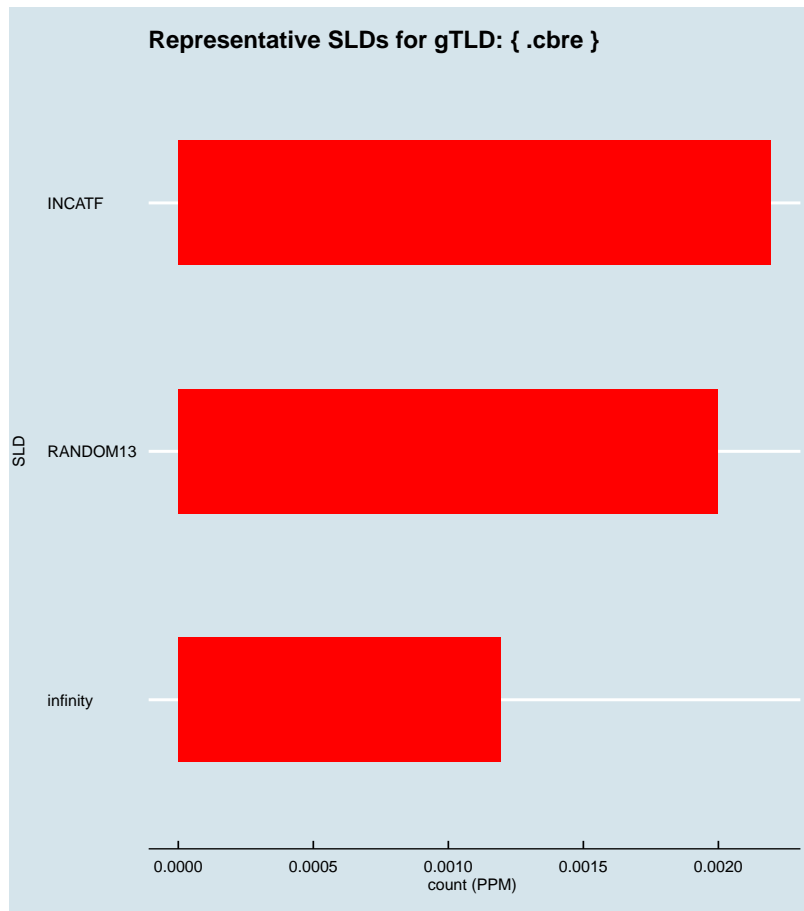


Figure 2.307: Representative SLDs for gTLD: { .cbre}. The x axis displays number of times (in parts per million) the corresponding SLD (y axis) was found in the gTLD.

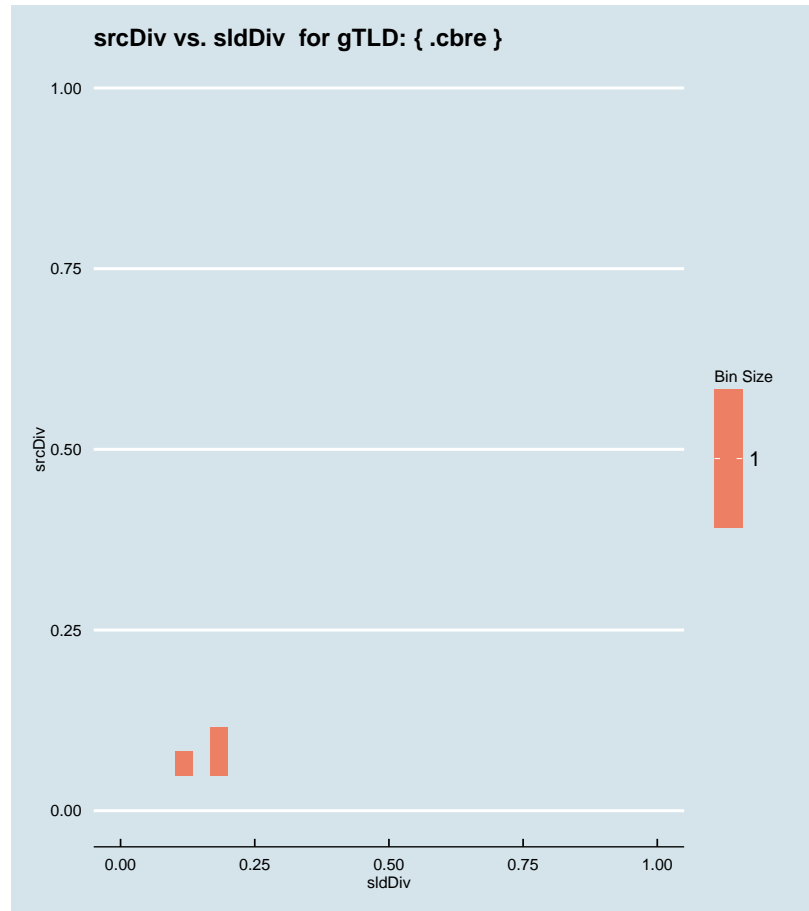


Figure 2.308: Binned scatter-plot of srcDiv and sldDiv for gTLD: { .cbre}.

### :: 2.213 Representative SLDs for gTLD: { .cbs }

In this section, we collect representative SLDs related to gTLD: 'cbs'. We found 13 unique SLDs after filtering. A total of 64647 records were considered representative and they are 70.091% of the gTLD dump. Since the total number of records for this gTLD is 64647, there are 0 non-representative records (NRep). In addition, this set comprises 2.65E−5 of the entire data-set. Table 2.155 shows the corresponding SLDs ordered by the level of importance. Figure 2.309 shows the record count (PPM) for each representative SLD. Figure 2.310 shows the binned scatter-plot of srcDiv and sldDiv.

► { .cbs }  
Total SLDs: 13  
a-sldDiv: 70.091%  
a-oR: 0.003%  
NRep: 0

Individual SLD descriptors for gTLD: {cbs}										
SLD	count	sldDiv	$\phi$ -sldDiv	ipcount	srcDiv	$\phi$ -srcDiv	oR	a-srcDiv	a-oR	rem
INCATF	0.012	0.127	1.000	0.001	0.117	0.021	4.82E-6	0.127	4.82E-6	52893
rhfl	0.007	0.079	1.000	5.08E-4	0.070	0.010	2.98E-6	0.206	7.8E-6	45611
INVALID	0.007	0.075	1.000	4.54E-4	0.066	0.009	2.84E-6	0.281	1.06E-5	38692
INCATB	0.006	0.066	1.000	6.36E-4	0.105	0.018	2.48E-6	0.347	1.31E-5	32629
RANDOM13	0.006	0.061	1.000	4.76E-4	0.085	0.013	2.29E-6	0.408	1.54E-5	27032
RANDOM10	0.006	0.060	1.000	5.74E-4	0.104	0.018	2.26E-6	0.468	1.77E-5	21516
INCATE	0.005	0.053	1.000	0.003	0.599	0.193	2.01E-6	0.521	1.97E-5	16612
wpad	0.004	0.047	1.000	8.5E-4	0.198	0.043	1.76E-6	0.567	2.14E-5	12311
repcobank	0.003	0.037	1.000	8.5E-5	0.025	0.002	1.41E-6	0.605	2.29E-5	8876
isatap	0.003	0.032	1.000	9.2E-4	0.315	0.080	1.2E-6	0.636	2.41E-5	5952
INCATC	0.002	0.025	0.999	5.04E-4	0.222	0.051	9.32E-7	0.661	2.5E-5	3678
INCATD	0.002	0.023	0.999	2.37E-4	0.111	0.020	8.72E-7	0.684	2.59E-5	1550
central	0.002	0.017	0.999	8E-6	0.005	1.95E-4	6.35E-7	0.701	2.65E-5	0

Table 2.155: Top 13 most significant SLDs for gTLD 'cbs'. The SLD list holds 70.091% of the entries found in the gTLD and 2.65E-5 of the total number of entries for the entire experiment. **count** represents the number of records found for the SLD (in parts per million). **sldDiv** is the raw count divided by the number of records of this gTLD dump file. **oR** is the ratio of raw count to the total number of records of the experiment.  **$\phi$ -sldDiv** represents the  $\phi$  percentile of sldDiv on the entire data-set. **a-srcDiv** is the cumulative srcDiv variable. **a-oR** is the cumulative oR.

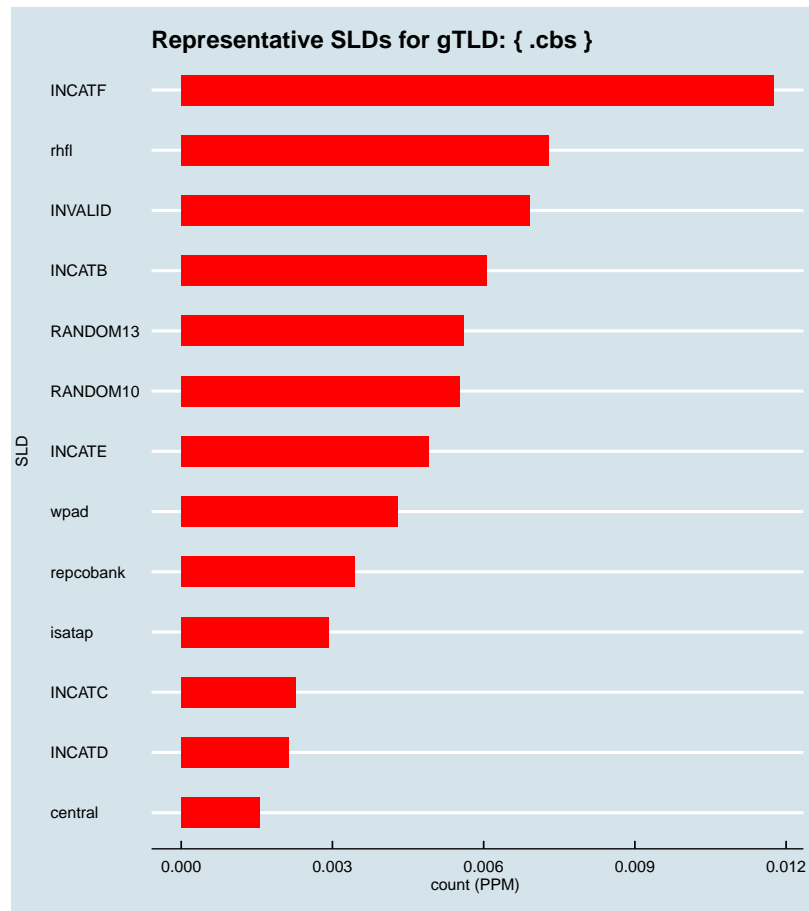


Figure 2.309: Representative SLDs for gTLD: { .cbs }. The  $x$  axis displays number of times (in parts per million) the corresponding SLD ( $y$  axis) was found in the gTLD.

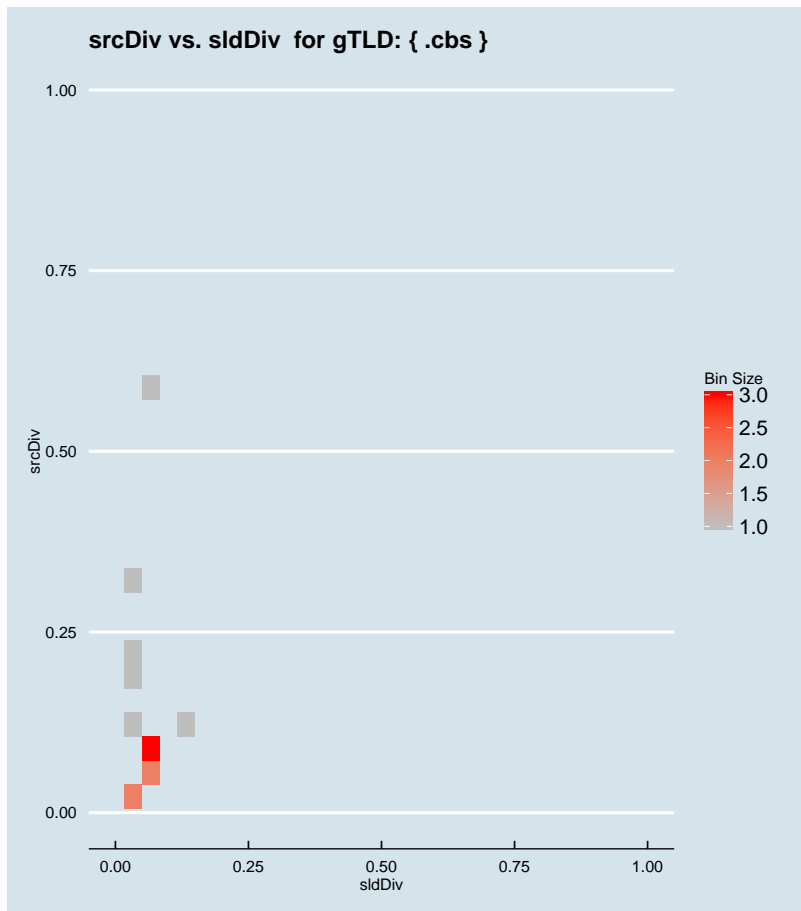


Figure 2.310: Binned scatter-plot of srcDiv and sldDiv for gTLD: { .cbs}.

### :: 2.214 Representative SLDs for gTLD: { .ceb }

In this section, we collect representative SLDs related to gTLD: 'ceb'. We found 3 unique SLDs after filtering. A total of 6563 records were considered representative and they are 41.606% of the gTLD dump. Since the total number of records for this gTLD is 6563, there are 0 non-representative records (NRep). In addition, this set comprises 2.69E-6 of the entire data-set. Table 2.156 shows the corresponding SLDs ordered by the level of importance. Figure 2.311 shows the record count (PPM) for each representative SLD. Figure 2.312 shows the binned scatter-plot of srcDiv and sldDiv.

► { .ceb }  
 Total SLDs: 3  
 a-sldDiv: 41.606%  
 a-oR: 0.000%  
 NRep: 0

Individual SLD descriptors for gTLD: {ceb}										
SLD	count	sldDiv	$\phi$ -sldDiv	ipcount	srcDiv	$\phi$ -srcDiv	oR	a-srcDiv	a-oR	rem
INCATB	0.003	0.192	1.000	2.48E-4	0.082	0.013	1.24E-6	0.192	1.24E-6	3527
INCATF	0.002	0.114	1.000	1.42E-4	0.079	0.012	7.34E-7	0.306	1.98E-6	1736
INVALID	0.002	0.110	1.000	2.13E-4	0.123	0.022	7.11E-7	0.416	2.69E-6	0

Table 2.156: Top 3 most significant SLDs for gTLD 'ceb'. The SLD list holds 41.606% of the entries found in the gTLD and 2.69E-6 of the total number of entries for the entire experiment. **count** represents the number of records found for the SLD (in parts per million). **sldDiv** is the raw count divided by the number of records of this gTLD dump file. **oR** is the ratio of raw count to the total number of records of the experiment.  **$\phi$ -sldDiv** represents the  $\phi$  percentile of sldDiv on the entire data-set. **a-srcDiv** is the cumulative srcDiv variable. **a-oR** is the cumulative oR.

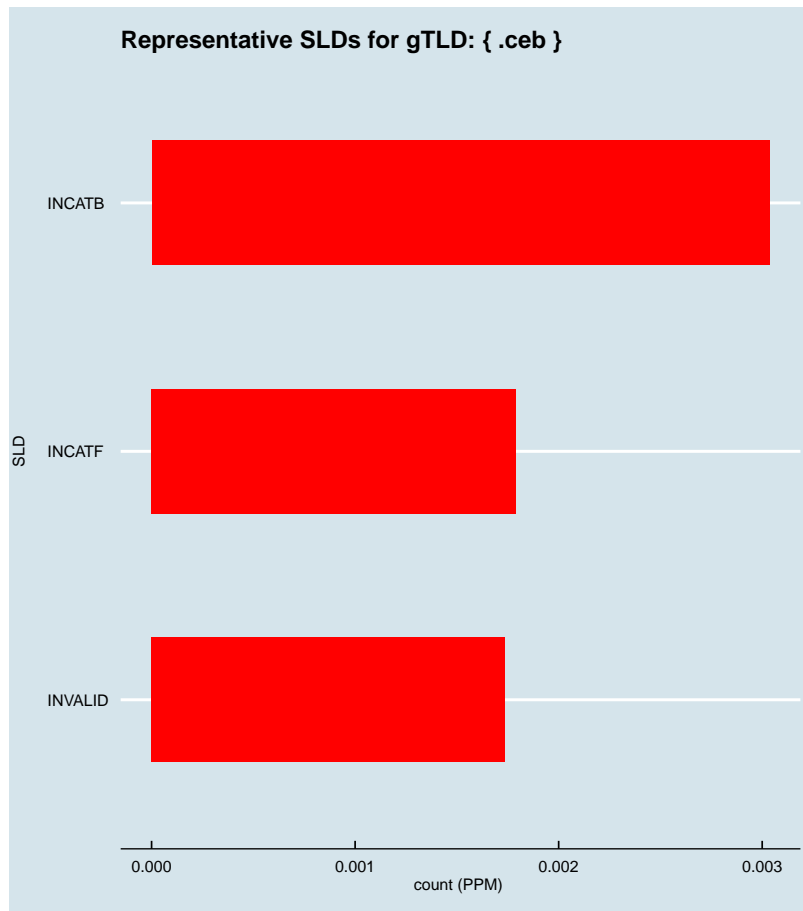


Figure 2.311: Representative SLDs for gTLD: { .ceb}. The x axis displays number of times (in parts per million) the corresponding SLD (y axis) was found in the gTLD.



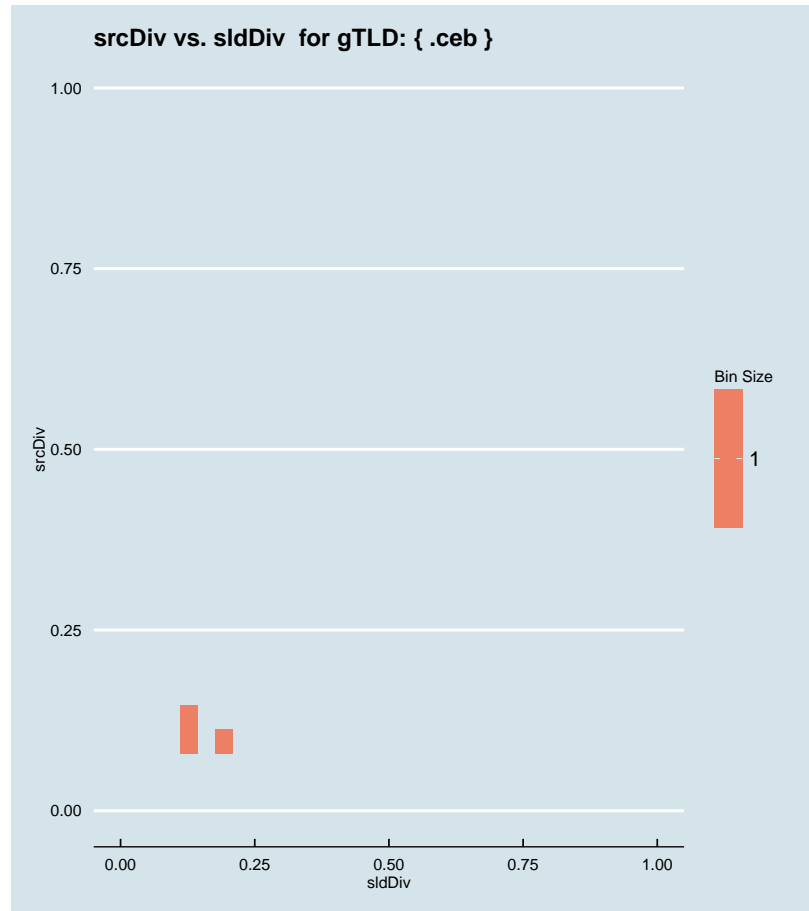


Figure 2.312: Binned scatter-plot of srcDiv and sldDiv for gTLD: {.ceb}.

### :: 2.215 Representative SLDs for gTLD: {.center}

In this section, we collect representative SLDs related to gTLD: 'center'. We found 33 unique SLDs after filtering. A total of 424989 records were considered representative and they are 86.595% of the gTLD dump. Since the total number of records for this gTLD is 424989, there are 0 non-representative records (NRep). In addition, this set comprises  $1.74E-4$  of the entire data-set. Table 2.157 shows the corresponding SLDs ordered by the level of importance. Figure 2.313 shows the record count (PPM) for each representative SLD. Figure 2.314 shows the binned scatter-plot of srcDiv and sldDiv.

► {.center}  
Total SLDs: 33  
a-sldDiv: 86.595%  
a-oR: 0.017%  
NRep: 0

Individual SLD descriptors for gTLD: {center}										
SLD	count	sldDiv	$\phi$ -sldDiv	ipcount	srcDiv	$\phi$ -srcDiv	oR	a-srcDiv	a-oR	rem
INCATF	0.147	0.301	1.000	0.004	0.025	0.002	6.04E-5	0.301	6.04E-5	277495
mobicom	0.069	0.140	1.000	2.4E-4	0.003	1.15E-4	2.82E-5	0.441	8.86E-5	208711
RANDOM13	0.037	0.076	1.000	0.001	0.031	0.003	1.52E-5	0.517	1.04E-4	171499
INVALID	0.024	0.050	1.000	0.002	0.082	0.013	1E-5	0.566	1.14E-4	147096
INCATB	0.023	0.047	1.000	0.002	0.073	0.011	9.36E-6	0.613	1.23E-4	124260
INCATC	0.018	0.036	1.000	0.002	0.126	0.024	7.19E-6	0.649	1.3E-4	106718
RANDOM10	0.017	0.034	1.000	0.001	0.081	0.012	6.87E-6	0.683	1.37E-4	89950
vancouver	0.012	0.025	0.999	8.19E-4	0.068	0.010	4.94E-6	0.707	1.42E-4	77895
kghm	0.008	0.016	0.999	2E-6	2.53E-4	2.75E-6	3.24E-6	0.723	1.45E-4	69989
apex	0.007	0.014	0.999	7.95E-4	0.116	0.021	2.82E-6	0.737	1.48E-4	63109
fccserver	0.007	0.014	0.999	5.12E-4	0.076	0.011	2.75E-6	0.751	1.51E-4	56398
SHORTSLD	0.006	0.013	0.999	0.001	0.217	0.051	2.52E-6	0.764	1.54E-4	50252
sktvtv	0.005	0.009	0.999	2.3E-4	0.050	0.006	1.89E-6	0.773	1.55E-4	45647
sleephealt...	0.004	0.008	0.999	3.42E-4	0.089	0.014	1.58E-6	0.781	1.57E-4	41790
rrc	0.004	0.007	0.999	1.67E-4	0.046	0.005	1.47E-6	0.788	1.59E-4	38191
stkhj	0.004	0.007	0.999	7.97E-4	0.223	0.053	1.46E-6	0.795	1.6E-4	34625
INCATD	0.003	0.007	0.999	5.61E-4	0.164	0.034	1.41E-6	0.802	1.61E-4	31196
wpad	0.003	0.007	0.999	8.66E-4	0.254	0.065	1.39E-6	0.809	1.63E-4	27793
sun	0.003	0.007	0.999	3.39E-4	0.102	0.018	1.36E-6	0.816	1.64E-4	24483
brit-pikua...	0.003	0.007	0.999	1.64E-4	0.051	0.006	1.31E-6	0.823	1.65E-4	21289
isatap	0.003	0.006	0.999	9.28E-4	0.316	0.080	1.21E-6	0.829	1.67E-4	18348
mavc	0.003	0.005	0.999	8E-6	0.003	9.76E-5	1.07E-6	0.834	1.68E-4	15739
varnet	0.002	0.004	0.998	1.28E-4	0.066	0.009	7.98E-7	0.838	1.69E-4	13791
markaz1	0.002	0.004	0.998	1.2E-4	0.069	0.010	7.13E-7	0.841	1.69E-4	12051
ivanovo	0.002	0.003	0.998	3.5E-5	0.021	0.002	6.9E-7	0.845	1.7E-4	10367
aids	0.001	0.003	0.998	3.3E-5	0.023	0.002	5.9E-7	0.848	1.71E-4	8928
cuty	0.001	0.003	0.998	3.1E-5	0.022	0.002	5.79E-7	0.851	1.71E-4	7516
research	0.001	0.003	0.998	1.2E-5	0.009	4.38E-4	5.4E-7	0.853	1.72E-4	6198
color	0.001	0.003	0.998	5.6E-5	0.043	0.005	5.38E-7	0.856	1.72E-4	4885
modus	0.001	0.003	0.998	7.9E-5	0.064	0.009	5.06E-7	0.859	1.73E-4	3650
tolou	0.001	0.003	0.998	7E-6	0.006	2.25E-4	5.03E-7	0.861	1.73E-4	2422
festival	0.001	0.002	0.998	8.1E-5	0.066	0.009	5.02E-7	0.864	1.74E-4	1196
russian	0.001	0.002	0.998	2E-6	0.002	3.87E-5	4.9E-7	0.866	1.74E-4	0

Table 2.157: Top 33 most significant SLDs for gTLD 'center'. The SLD list holds 86.595% of the entries found in the gTLD and 1.74E-4 of the total number of entries for the entire experiment. **count** represents the number of records found for the SLD (in parts per million). **sldDiv** is the raw count divided by the number of records of this gTLD dump file. **oR** is the ratio of raw count to the total number of records of the experiment.  $\phi$ -**sldDiv** represents the  $\phi$  percentile of sldDiv on the entire data-set. **a-srcDiv** is the cumulative srcDiv variable. **a-oR** is the cumulative oR.

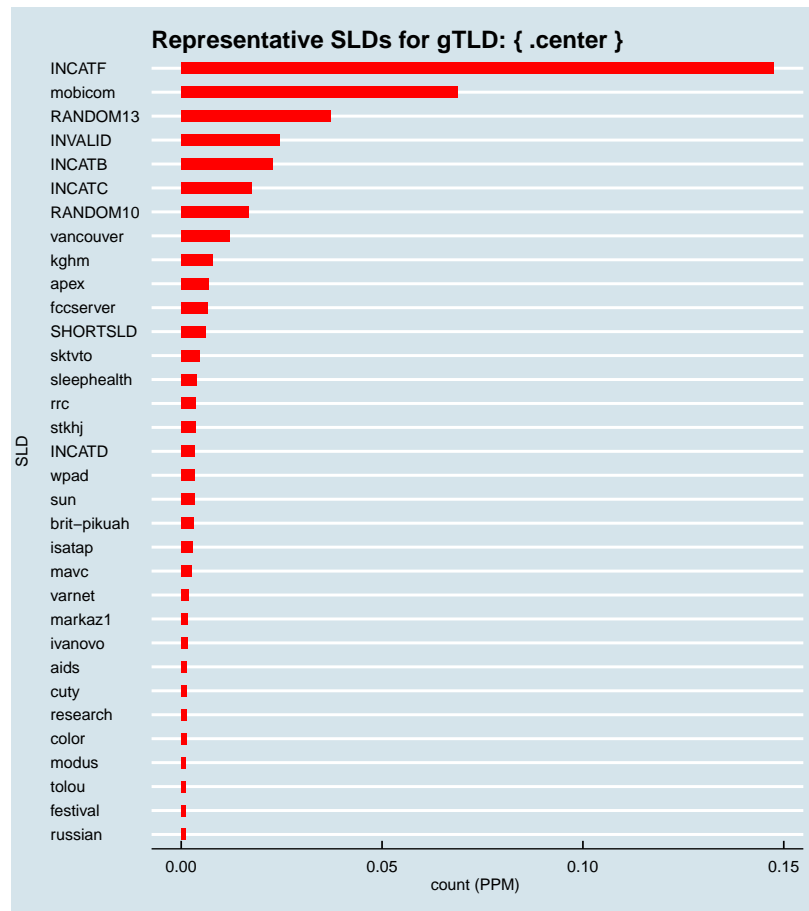


Figure 2.313: Representative SLDs for gTLD: { .center }. The  $x$  axis displays number of times (in parts per million) the corresponding SLD ( $y$  axis) was found in the gTLD.

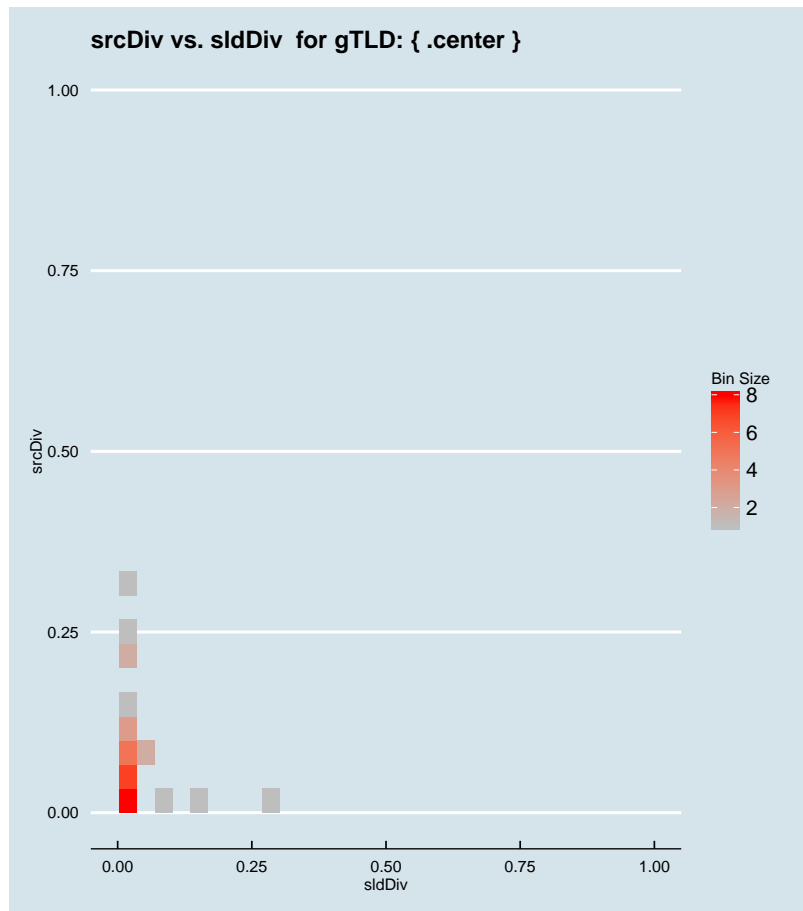


Figure 2.314: Binned scatter-plot of srcDiv and sldDiv for gTLD: {.center}.

### :: 2.216 Representative SLDs for gTLD: {.ceo}

In this section, we collect representative SLDs related to gTLD: 'ceo'. We found 1 unique SLDs after filtering. A total of 2168 records were considered representative and they are 16.314% of the gTLD dump. Since the total number of records for this gTLD is 2168, there are 0 non-representative records (NRep). In addition, this set comprises  $8.88E-7$  of the entire data-set. Table 2.158 shows the corresponding SLDs ordered by the level of importance. Figure 2.315 shows the record count (PPM) for each representative SLD. Figure 2.316 shows the binned scatter-plot of srcDiv and sldDiv.

► {.ceo}  
 Total SLDs: 1  
 a-sldDiv: 16.314%  
 a-oR: 0.000%  
 NRep: 0

Individual SLD descriptors for gTLD: {ceo}										
SLD	count	sldDiv	$\phi$ -sldDiv	ipcount	srcDiv	$\phi$ -srcDiv	oR	a-srcDiv	a-oR	rem
INCATB	0.002	0.163	1.000	8.66E-4	0.399	0.107	8.88E-7	0.163	8.88E-7	0

Table 2.158: Top 1 most significant SLDs for gTLD 'ceo'. The SLD list holds 16.314% of the entries found in the gTLD and 8.88E-7 of the total number of entries for the entire experiment. **count** represents the number of records found for the SLD (in parts per million). **sldDiv** is the raw count divided by the number of records of this gTLD dump file. **oR** is the ratio of raw count to the total number of records of the experiment.  **$\phi$ -sldDiv** represents the  $\phi$  percentile of sldDiv on the entire data-set. **a-srcDiv** is the cumulative srcDiv variable. **a-oR** is the cumulative oR.




Figure 2.315: Representative SLDs for gTLD: { .ceo}. The *x* axis displays number of times (in parts per million) the corresponding SLD (*y* axis) was found in the gTLD.

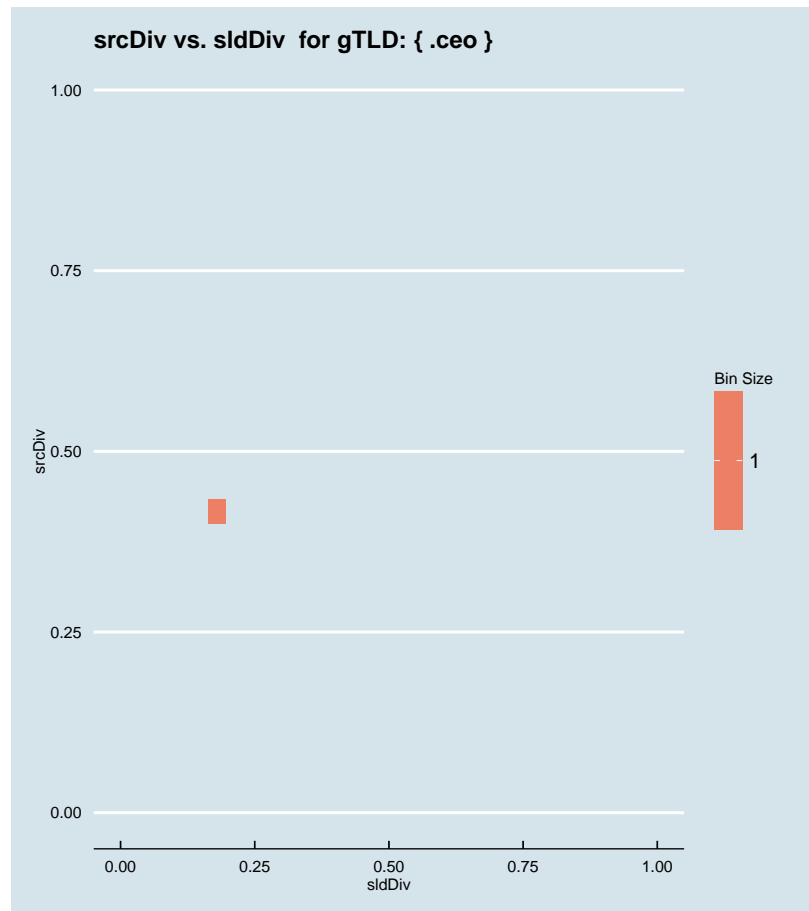


Figure 2.316: Binned scatter-plot of srcDiv and sldDiv for gTLD: {.ceo}.

### ∴ 2.217 Representative SLDs for gTLD: {.cern}

In this section, we collect representative SLDs related to gTLD: 'cern'. We found 0 unique SLDs after filtering. A total of 0 records were considered representative and they are 0.000% of the gTLD dump. Since the total number of records for this gTLD is 0, there are 0 non-representative records (NRep). In addition, this set comprises 0E0 of the entire data-set.

► {.cern}  
Total SLDs: 0  
a-sldDiv: 0.000%  
a-oR: 0.000%  
NRep: 0

### ∴ 2.218 Representative SLDs for gTLD: {.cfa}

In this section, we collect representative SLDs related to gTLD: 'cfa'. We found 11

► {.cfa}  
Total SLDs: 11  
a-sldDiv: 78.796%  
a-oR: 0.002%  
NRep: 0

unique SLDs after filtering. A total of 50876 records were considered representative and they are 78.796% of the gTLD dump. Since the total number of records for this gTLD is 50876, there are 0 non-representative records (NRep). In addition, this set comprises  $2.08E-5$  of the entire data-set. Table 2.159 shows the corresponding SLDs ordered by the level of importance. Figure 2.317 shows the record count (PPM) for each representative SLD. Figure 2.318 shows the binned scatter-plot of srcDiv and sldDiv.

Individual SLD descriptors for gTLD: {cfa}										
SLD	count	sldDiv	$\phi$ -sldDiv	ipcount	srcDiv	$\phi$ -srcDiv	oR	a-srcDiv	a-oR	rem
INCATF	0.010	0.157	1.000	2.65E-4	0.026	0.002	4.16E-6	0.157	4.16E-6	40725
INCATB	0.008	0.123	1.000	5.37E-4	0.068	0.010	3.25E-6	0.280	7.41E-6	32794
RANDOM10	0.007	0.113	1.000	5.13E-4	0.071	0.010	2.98E-6	0.393	1.04E-5	25524
etudiants	0.006	0.090	1.000	1.71E-4	0.029	0.003	2.38E-6	0.483	1.28E-5	19707
craf	0.004	0.065	1.000	2.9E-5	0.007	2.91E-4	1.73E-6	0.548	1.45E-5	15478
INCATC	0.004	0.064	1.000	0.002	0.421	0.117	1.69E-6	0.612	1.62E-5	11350
bretigny	0.004	0.061	1.000	4.1E-5	0.010	5.22E-4	1.62E-6	0.674	1.78E-5	7389
RANDOM13	0.002	0.039	1.000	4.24E-4	0.170	0.037	1.02E-6	0.712	1.88E-5	4895
INVALID	0.002	0.034	1.000	4.27E-4	0.193	0.042	9.09E-7	0.746	1.98E-5	2677
rueil	0.001	0.022	0.999	3.5E-5	0.025	0.002	5.81E-7	0.768	2.03E-5	1260
noisy	0.001	0.020	0.999	3.4E-5	0.027	0.002	5.16E-7	0.788	2.08E-5	0

Table 2.159: Top 11 most significant SLDs for gTLD 'cfa'. The SLD list holds 78.796% of the entries found in the gTLD and  $2.08E-5$  of the total number of entries for the entire experiment. **count** represents the number of records found for the SLD (in parts per million). **sldDiv** is the raw count divided by the number of records of this gTLD dump file. **oR** is the ratio of raw count to the total number of records of the experiment.  **$\phi$ -sldDiv** represents the  $\phi$  percentile of sldDiv on the entire data-set. **a-srcDiv** is the cumulative srcDiv variable. **a-oR** is the cumulative oR.



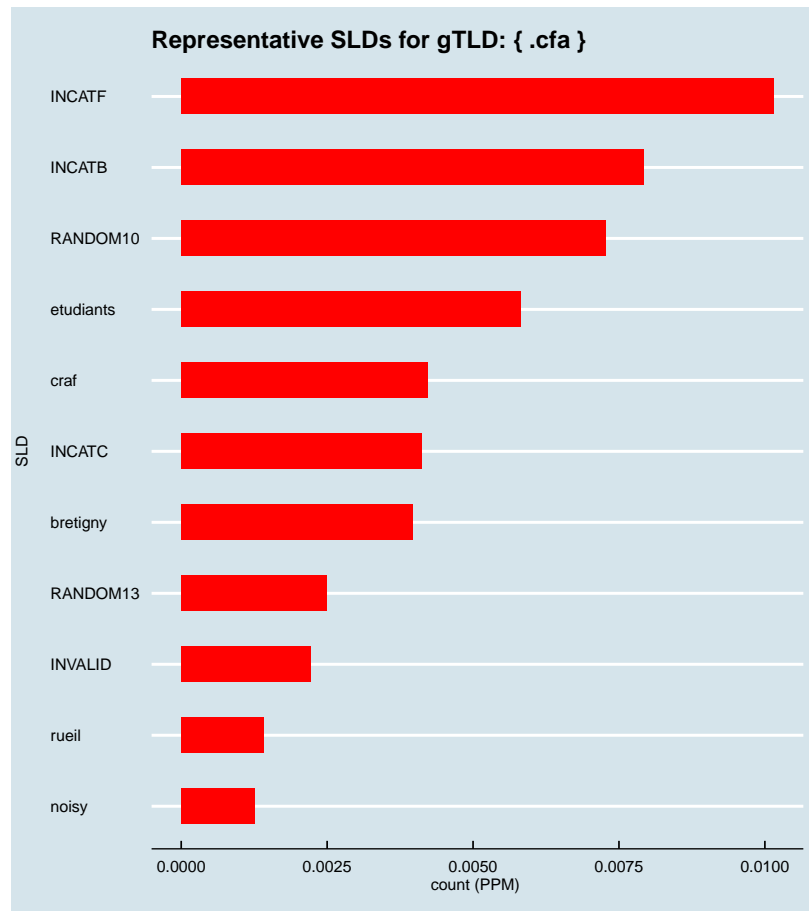


Figure 2.317: Representative SLDs for gTLD: { .cfa }. The  $x$  axis displays number of times (in parts per million) the corresponding SLD ( $y$  axis) was found in the gTLD.

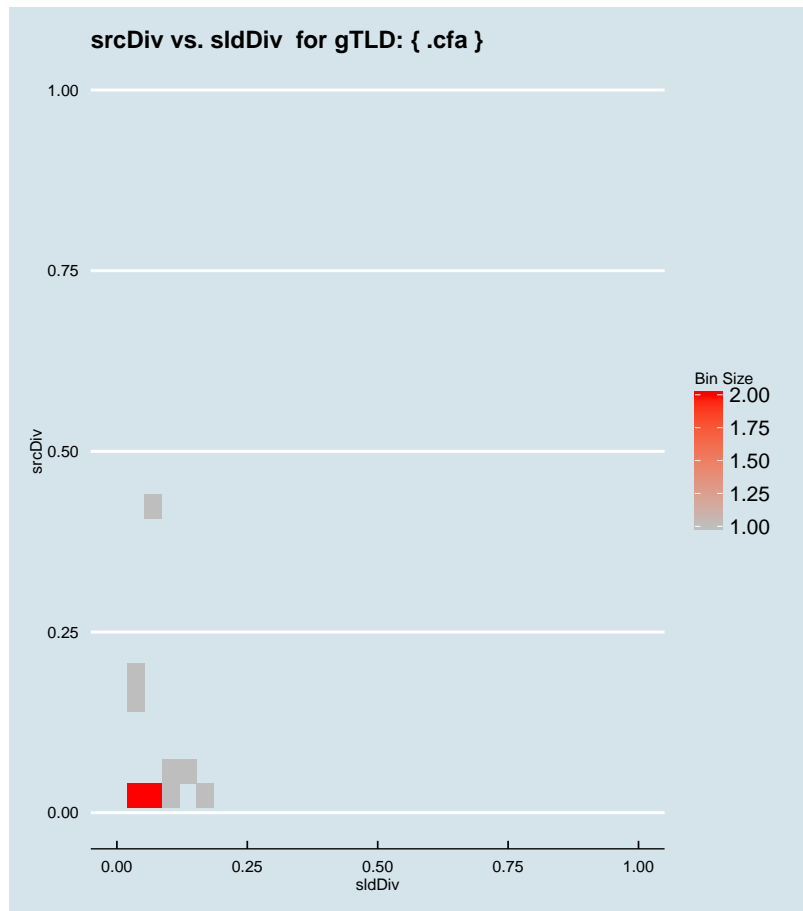


Figure 2.318: Binned scatter-plot of srcDiv and sldDiv for gTLD: { .cfa }.

### :: 2.219 Representative SLDs for gTLD: { .cfd }

In this section, we collect representative SLDs related to gTLD: 'cfd'. We found 2 unique SLDs after filtering. A total of 9938 records were considered representative and they are 41.315% of the gTLD dump. Since the total number of records for this gTLD is 9938, there are 0 non-representative records (NRep). In addition, this set comprises 4.07E-6 of the entire data-set. Table 2.160 shows the corresponding SLDs ordered by the level of importance. Figure 2.319 shows the record count (PPM) for each representative SLD. Figure 2.320 shows the binned scatter-plot of srcDiv and sldDiv.

► { .cfd }  
 Total SLDs: 2  
 a-sldDiv: 41.315%  
 a-oR: 0.000%  
 NRep: 0

Individual SLD descriptors for gTLD: {.cfd}										
SLD	count	sldDiv	$\phi$ -sldDiv	ipcount	srcDiv	$\phi$ -srcDiv	oR	a-srcDiv	a-oR	rem
INCATB	0.008	0.338	1.000	3.82E-4	0.047	0.005	3.33E-6	0.338	3.33E-6	1819
INCATC	0.002	0.076	1.000	2.03E-4	0.112	0.020	7.45E-7	0.413	4.07E-6	0

Table 2.160: Top 2 most significant SLDs for gTLD 'cfd'. The SLD list holds 41.315% of the entries found in the gTLD and 4.07E-6 of the total number of entries for the entire experiment. **count** represents the number of records found for the SLD (in parts per million). **sldDiv** is the raw count divided by the number of records of this gTLD dump file. **oR** is the ratio of raw count to the total number of records of the experiment.  **$\phi$ -sldDiv** represents the  $\phi$  percentile of sldDiv on the entire data-set. **a-srcDiv** is the cumulative srcDiv variable. **a-oR** is the cumulative oR.

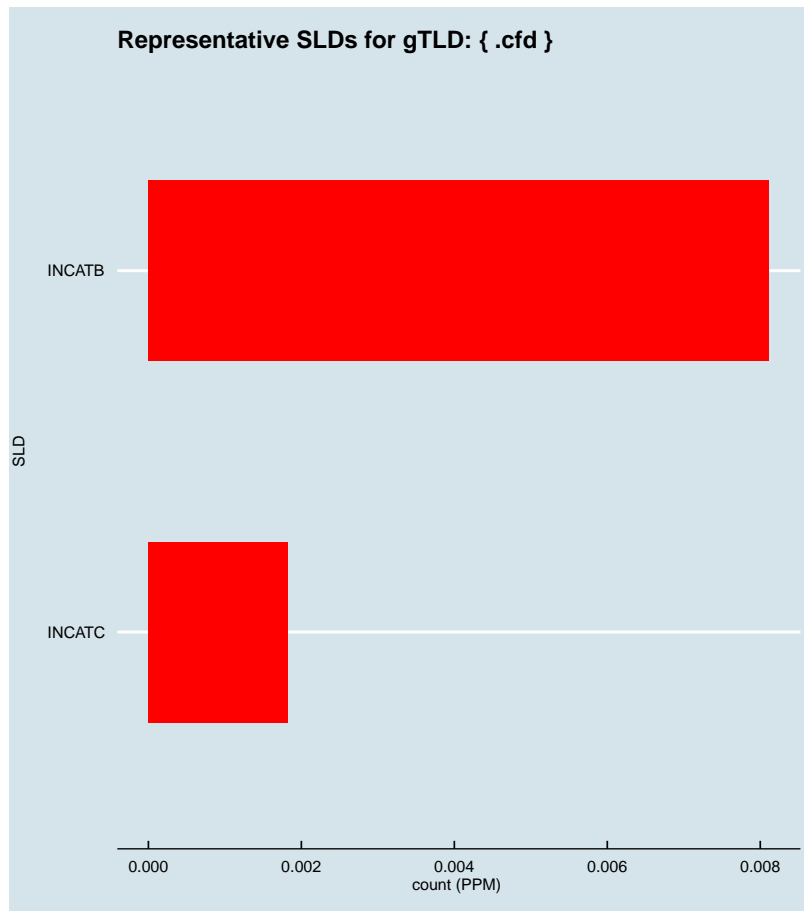


Figure 2.319: Representative SLDs for gTLD: { .cfld}. The x axis displays number of times (in parts per million) the corresponding SLD (y axis) was found in the gTLD.

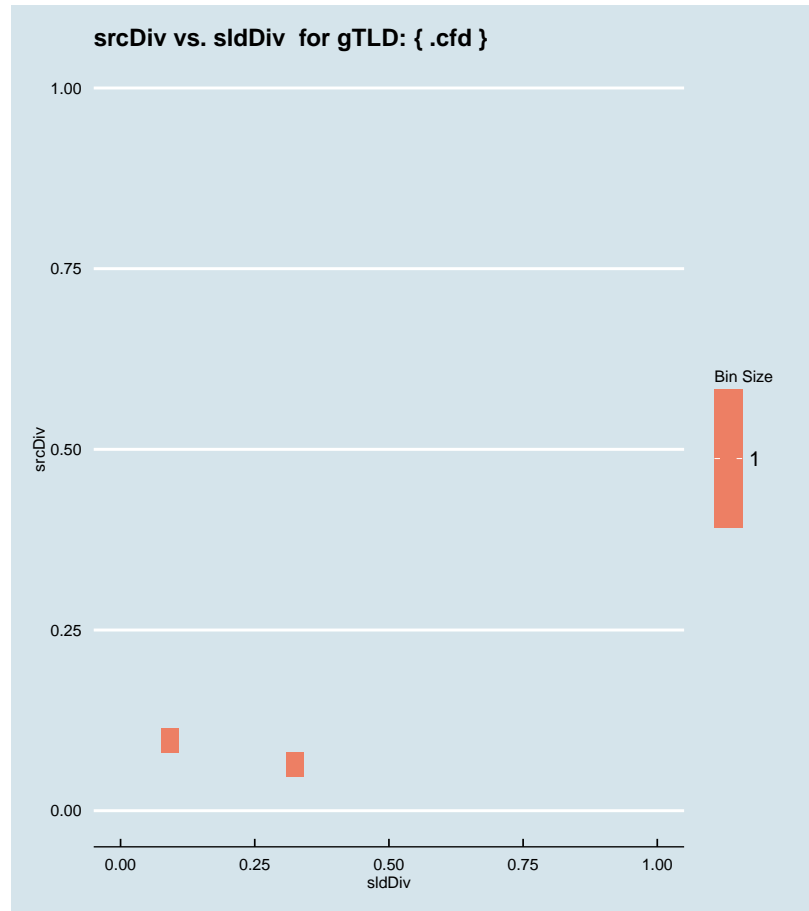


Figure 2.320: Binned scatter-plot of srcDiv and sldDiv for gTLD: { .cfd }.

### :: 2.220 Representative SLDs for gTLD: { .chanel }

In this section, we collect representative SLDs related to gTLD: 'chanel'. We found 2 unique SLDs after filtering. A total of 3367 records were considered representative and they are 40.290% of the gTLD dump. Since the total number of records for this gTLD is 3367, there are 0 non-representative records (NRep). In addition, this set comprises 1.38E-6 of the entire data-set. Table 2.161 shows the corresponding SLDs ordered by the level of importance. Figure 2.321 shows the record count (PPM) for each representative SLD. Figure 2.322 shows the binned scatter-plot of srcDiv and sldDiv.

► { .chanel }  
Total SLDs: 2  
a-sldDiv: 40.290%  
a-oR: 0.000%  
NRep: 0



Individual SLD descriptors for gTLD: {.chanel}										
SLD	count	sldDiv	$\phi$ -sldDiv	ipcount	srcDiv	$\phi$ -srcDiv	oR	a-srcDiv	a-oR	rem
INVALID	0.002	0.235	1.000	1.36E-4	0.069	0.010	8.04E-7	0.235	8.04E-7	1404
RANDOM10	0.001	0.168	1.000	3.47E-4	0.247	0.057	5.75E-7	0.403	1.38E-6	0

Table 2.161: Top 2 most significant SLDs for gTLD 'chanel'. The SLD list holds 40.290% of the entries found in the gTLD and 1.38E-6 of the total number of entries for the entire experiment. **count** represents the number of records found for the SLD (in parts per million). **sldDiv** is the raw count divided by the number of records of this gTLD dump file. **oR** is the ratio of raw count to the total number of records of the experiment.  $\phi$ -**sldDiv** represents the  $\phi$  percentile of sldDiv on the entire data-set. **a-srcDiv** is the cumulative srcDiv variable. **a-oR** is the cumulative oR.

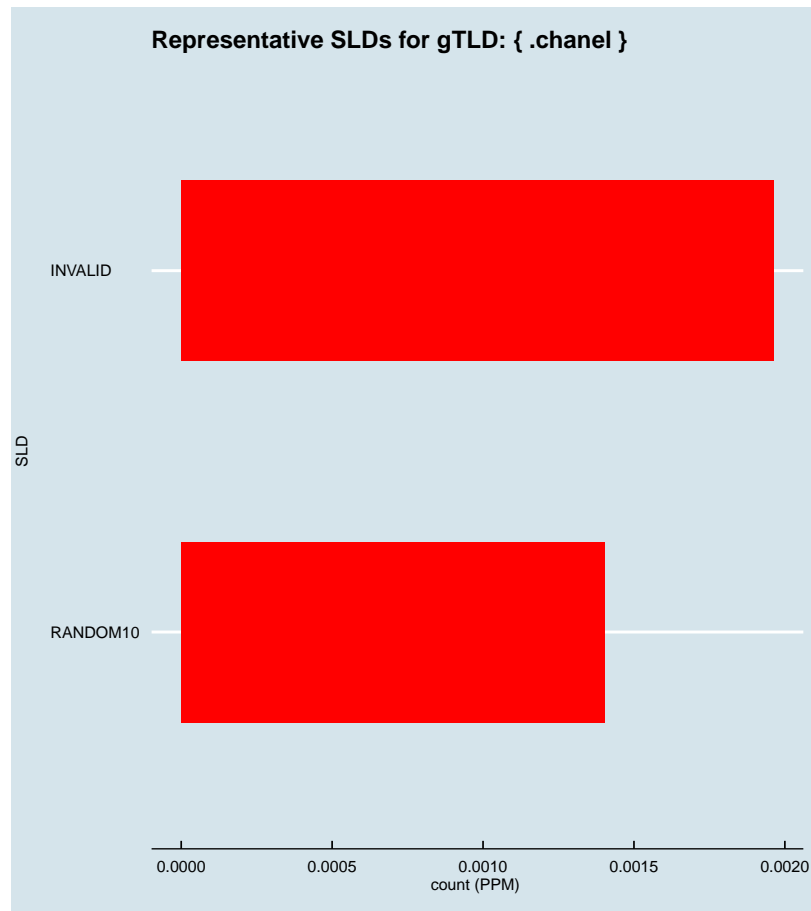


Figure 2.321: Representative SLDs for gTLD: { .chanel }. The x axis displays number of times (in parts per million) the corresponding SLD (y axis) was found in the gTLD.

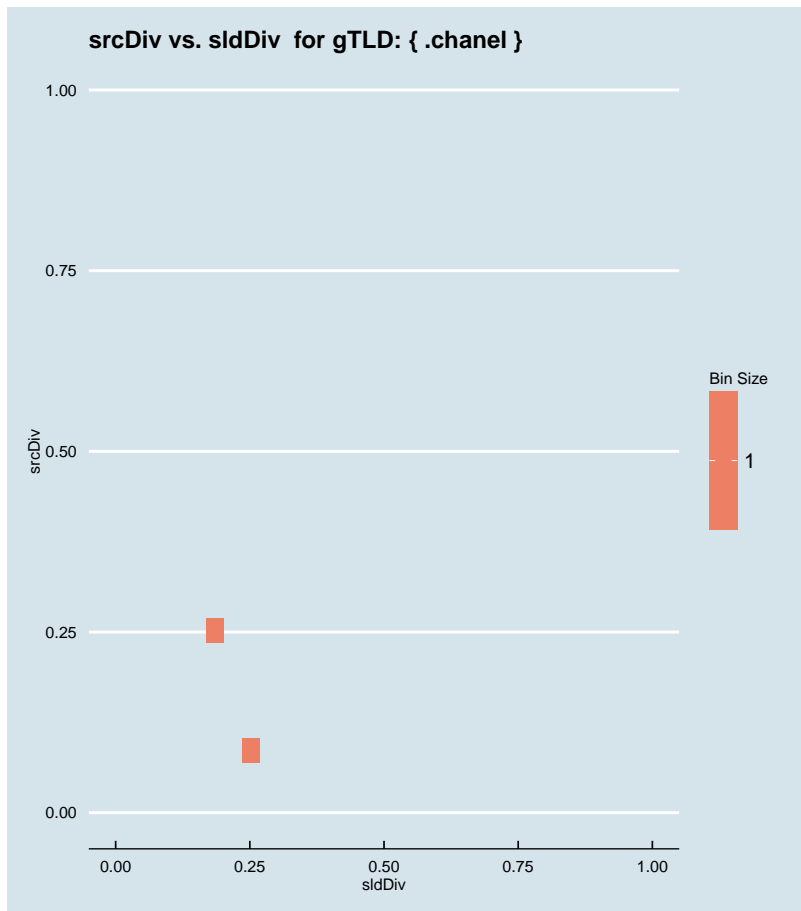


Figure 2.322: Binned scatter-plot of srcDiv and sldDiv for gTLD: {.chanel}.

### :: 2.221 Representative SLDs for gTLD: {.changiairport}

In this section, we collect representative SLDs related to gTLD: 'changiairport'. We found 0 unique SLDs after filtering. A total of 0 records were considered representative and they are 0.000% of the gTLD dump. Since the total number of records for this gTLD is 0, there are 0 non-representative records (NRep). In addition, this set comprises 0E0 of the entire data-set.

```
► {.changiairport}
Total SLDs: 0
a-sldDiv: 0.000%
a-oR: 0.000%
NRep: 0
```

### :: 2.222 Representative SLDs for gTLD: {.channel}

In this section, we collect representative SLDs related to gTLD: 'channel'. We found 4

```
► {.channel}
Total SLDs: 4
a-sldDiv: 55.285%
a-oR: 0.000%
NRep: 0
```



unique SLDs after filtering. A total of 10320 records were considered representative and they are 55.285% of the gTLD dump. Since the total number of records for this gTLD is 10320, there are 0 non-representative records (NRep). In addition, this set comprises  $4.23\text{E}-6$  of the entire data-set. Table 2.162 shows the corresponding SLDs ordered by the level of importance. Figure 2.323 shows the record count (PPM) for each representative SLD. Figure 2.324 shows the binned scatter-plot of srcDiv and sldDiv.

Individual SLD descriptors for gTLD: {channel}										
SLD	count	sldDiv	$\phi$ -sldDiv	ipcount	srcDiv	$\phi$ -srcDiv	oR	a-srcDiv	a-oR	rem
INVALID	0.003	0.167	1.000	$1.4\text{E}-4$	0.045	0.005	$1.27\text{E}-6$	0.167	$1.27\text{E}-6$	7209
alter	0.003	0.160	1.000	$3.45\text{E}-4$	0.116	0.021	$1.22\text{E}-6$	0.327	$2.5\text{E}-6$	4224
INCATF	0.002	0.122	1.000	$2.34\text{E}-4$	0.103	0.018	$9.34\text{E}-7$	0.449	$3.43\text{E}-6$	1946
INCATE	0.002	0.104	1.000	0.001	0.549	0.183	$7.97\text{E}-7$	0.553	$4.23\text{E}-6$	0

Table 2.162: Top 4 most significant SLDs for gTLD 'channel'. The SLD list holds 55.285% of the entries found in the gTLD and  $4.23\text{E}-6$  of the total number of entries for the entire experiment. **count** represents the number of records found for the SLD (in parts per million). **sldDiv** is the raw count divided by the number of records of this gTLD dump file. **oR** is the ratio of raw count to the total number of records of the experiment.  **$\phi$ -sldDiv** represents the  $\phi$  percentile of sldDiv on the entire data-set. **a-srcDiv** is the cumulative srcDiv variable. **a-oR** is the cumulative oR.

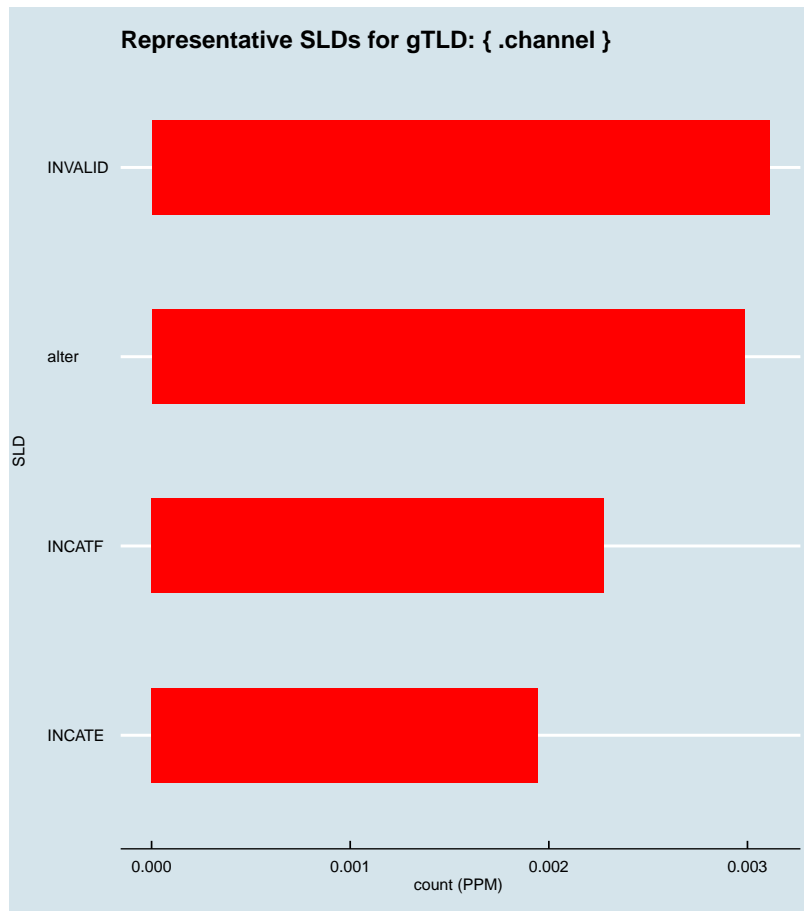


Figure 2.323: Representative SLDs for gTLD: { .channel }. The *x* axis displays number of times (in parts per million) the corresponding SLD (*y* axis) was found in the gTLD.

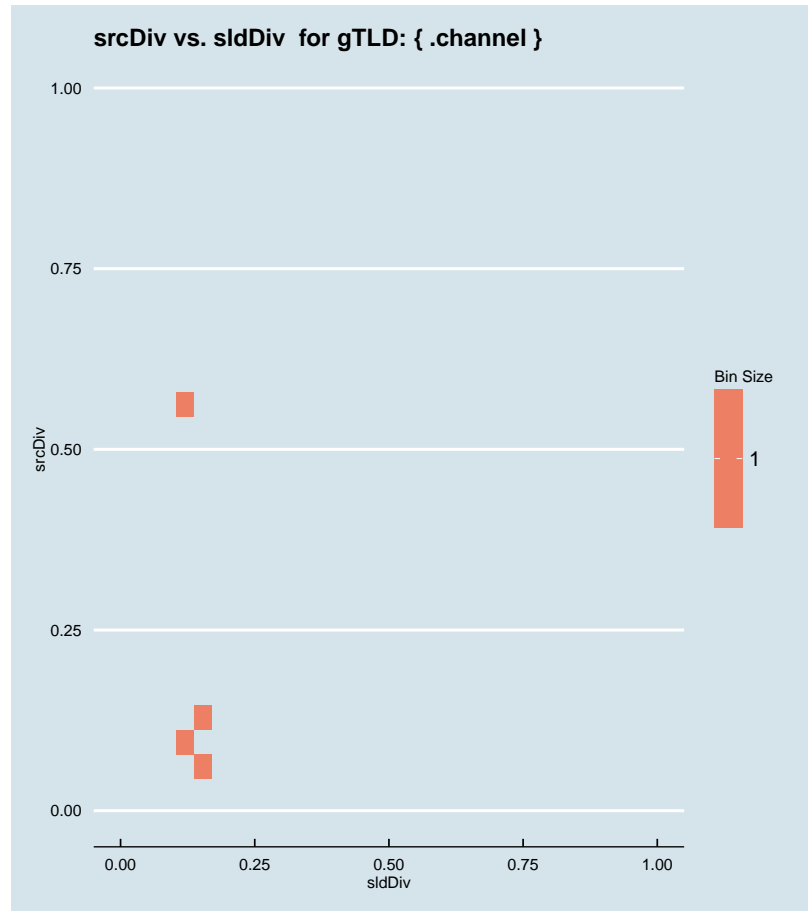


Figure 2.324: Binned scatter-plot of srcDiv and sldDiv for gTLD: { .channel }.

### :: 2.223 Representative SLDs for gTLD: { .charity }

In this section, we collect representative SLDs related to gTLD: 'charity'. We found 1 unique SLDs after filtering. A total of 1198 records were considered representative and they are 17.141% of the gTLD dump. Since the total number of records for this gTLD is 1198, there are 0 non-representative records (NRep). In addition, this set comprises  $4.91E-7$  of the entire data-set. Table 2.163 shows the corresponding SLDs ordered by the level of importance. Figure 2.325 shows the record count (PPM) for each representative SLD. Figure 2.326 shows the binned scatter-plot of srcDiv and sldDiv.

► { .charity }  
Total SLDs: 1  
a-sldDiv: 17.141%  
a-oR: 0.000%  
NRep: 0

Individual SLD descriptors for gTLD: {charity}										
SLD	count	sldDiv	$\phi$ -sldDiv	ipcount	srcDiv	$\phi$ -srcDiv	oR	a-srcDiv	a-oR	rem
RANDOM10	0.001	0.171	1.000	8.8E-5	0.073	0.011	4.91E-7	0.171	4.91E-7	0

Table 2.163: Top 1 most significant SLDs for gTLD 'charity'. The SLD list holds 17.141% of the entries found in the gTLD and 4.91E-7 of the total number of entries for the entire experiment. **count** represents the number of records found for the SLD (in parts per million). **sldDiv** is the raw count divided by the number of records of this gTLD dump file. **oR** is the ratio of raw count to the total number of records of the experiment.  $\phi$ -**sldDiv** represents the  $\phi$  percentile of sldDiv on the entire data-set. **a-srcDiv** is the cumulative srcDiv variable. **a-oR** is the cumulative oR.

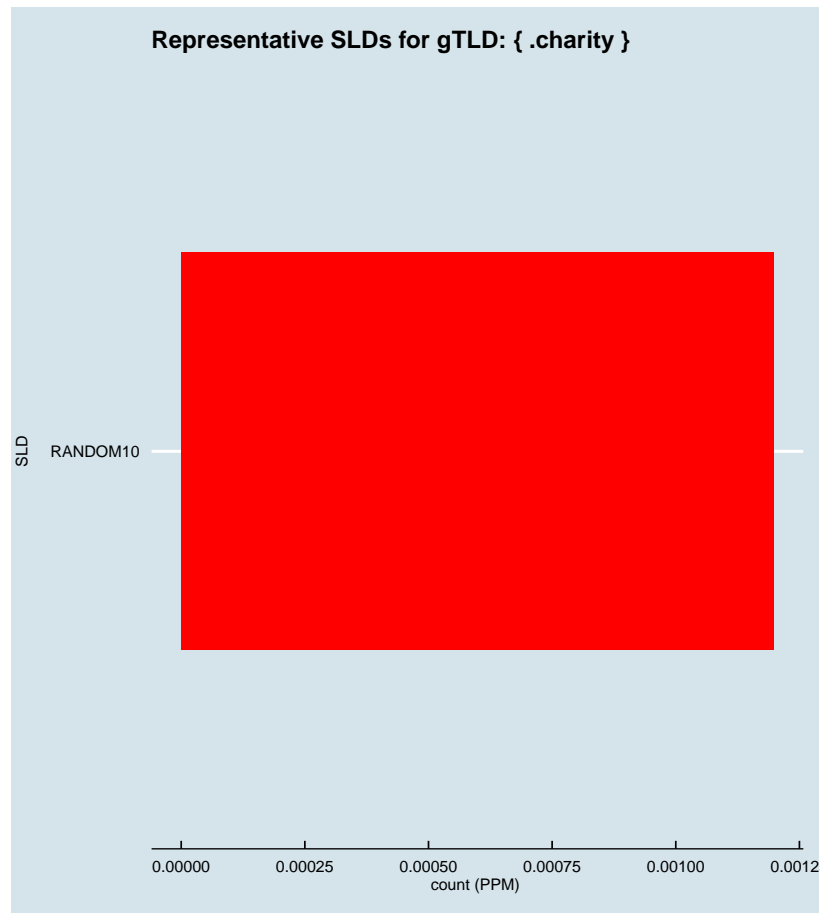


Figure 2.325: Representative SLDs for gTLD: { .charity }. The  $x$  axis displays number of times (in parts per million) the corresponding SLD ( $y$  axis) was found in the gTLD.

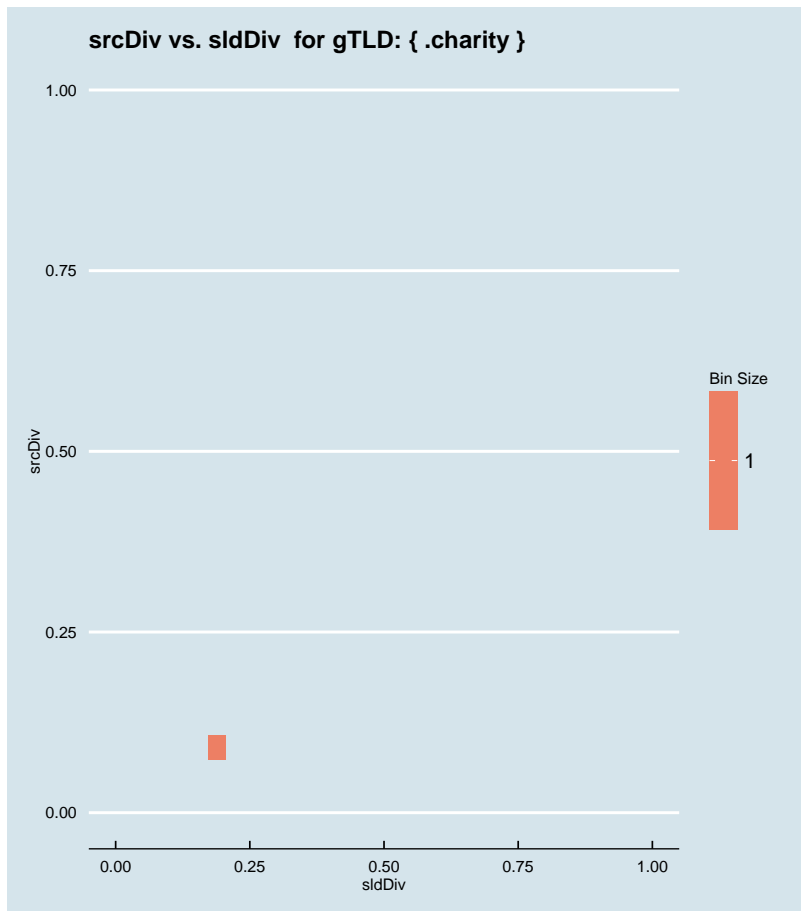


Figure 2.326: Binned scatter-plot of srcDiv and sldDiv for gTLD: {.charity}.

### :: 2.224 Representative SLDs for gTLD: {.chartis}

In this section, we collect representative SLDs related to gTLD: 'chartis'. We found 0 unique SLDs after filtering. A total of 0 records were considered representative and they are 0.000% of the gTLD dump. Since the total number of records for this gTLD is 0, there are 0 non-representative records (NRep). In addition, this set comprises 0E0 of the entire data-set.

► {.chartis}  
 Total SLDs: 0  
 a-sldDiv: 0.000%  
 a-oR: 0.000%  
 NRep: 0

### :: 2.225 Representative SLDs for gTLD: {.chase}

In this section, we collect representative SLDs related to gTLD: 'chase'. We found 8

► {.chase}  
 Total SLDs: 8  
 a-sldDiv: 80.789%  
 a-oR: 0.002%  
 NRep: 0

unique SLDs after filtering. A total of 42415 records were considered representative and they are 80.789% of the gTLD dump. Since the total number of records for this gTLD is 42415, there are 0 non-representative records (NRep). In addition, this set comprises  $1.74E-5$  of the entire data-set. Table 2.164 shows the corresponding SLDs ordered by the level of importance. Figure 2.327 shows the record count (PPM) for each representative SLD. Figure 2.328 shows the binned scatter-plot of srcDiv and sldDiv.

Individual SLD descriptors for gTLD: {chase}										
SLD	count	sldDiv	$\phi$ -sldDiv	ipcount	srcDiv	$\phi$ -srcDiv	oR	a-srcDiv	a-oR	rem
INCATB	0.015	0.279	1.000	$5.78E-4$	0.039	0.004	$6.01E-6$	0.279	$6.01E-6$	27759
INCATE	0.012	0.223	1.000	0.005	0.396	0.107	$4.8E-6$	0.502	$1.08E-5$	16049
INVALID	0.008	0.148	1.000	$3.84E-4$	0.049	0.006	$3.18E-6$	0.650	$1.4E-5$	8290
wpad	0.002	0.043	1.000	$5.14E-4$	0.227	0.054	$9.28E-7$	0.693	$1.49E-5$	6026
isatap	0.002	0.036	1.000	$5.78E-4$	0.303	0.077	$7.82E-7$	0.729	$1.57E-5$	4117
RANDOM13	0.001	0.028	0.999	$4.31E-4$	0.293	0.075	$6.03E-7$	0.758	$1.63E-5$	2645
RANDOM10	0.001	0.027	0.999	$3.9E-4$	0.274	0.070	$5.82E-7$	0.785	$1.69E-5$	1224
INCATC	0.001	0.023	0.999	$6.08E-4$	0.497	0.130	$5.02E-7$	0.808	$1.74E-5$	0

Table 2.164: Top 8 most significant SLDs for gTLD 'chase'. The SLD list holds 80.789% of the entries found in the gTLD and  $1.74E-5$  of the total number of entries for the entire experiment. **count** represents the number of records found for the SLD (in parts per million). **sldDiv** is the raw count divided by the number of records of this gTLD dump file. **oR** is the ratio of raw count to the total number of records of the experiment.  **$\phi$ -sldDiv** represents the  $\phi$  percentile of sldDiv on the entire data-set. **a-srcDiv** is the cumulative srcDiv variable. **a-oR** is the cumulative oR.

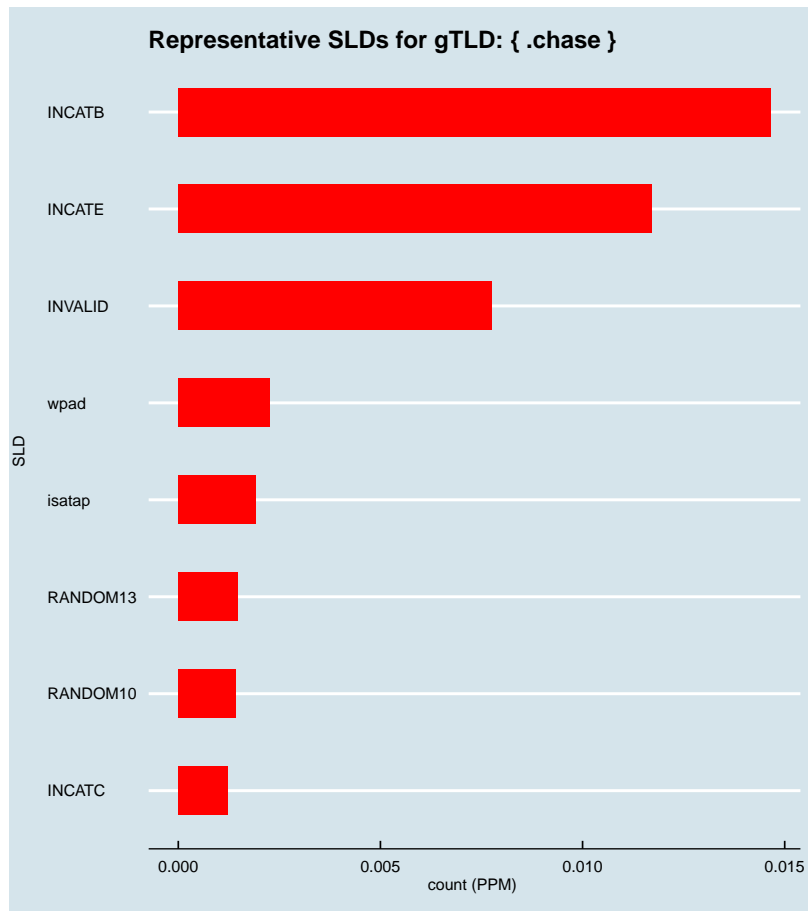


Figure 2.327: Representative SLDs for gTLD: { .chase}. The x axis displays number of times (in parts per million) the corresponding SLD (y axis) was found in the gTLD.



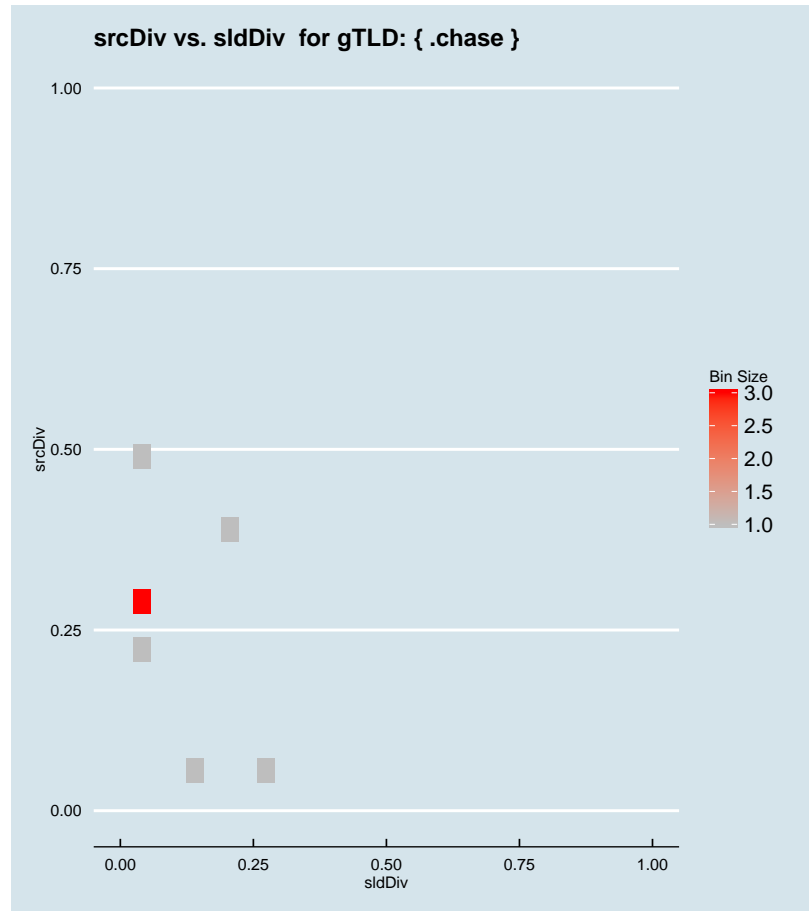


Figure 2.328: Binned scatter-plot of srcDiv and sldDiv for gTLD: { .chase }.

### :: 2.226 Representative SLDs for gTLD: { .chat }

In this section, we collect representative SLDs related to gTLD: 'chat'. We found 8 unique SLDs after filtering. A total of 67074 records were considered representative and they are 77.301% of the gTLD dump. Since the total number of records for this gTLD is 67074, there are 0 non-representative records (NRep). In addition, this set comprises 2.75E−5 of the entire data-set. Table 2.165 shows the corresponding SLDs ordered by the level of importance. Figure 2.329 shows the record count (PPM) for each representative SLD. Figure 2.330 shows the binned scatter-plot of srcDiv and sldDiv.

► { .chat }  
Total SLDs: 8  
a-sldDiv: 77.301%  
a-oR: 0.003%  
NRep: 0

Individual SLD descriptors for gTLD: {chat}										
SLD	count	sldDiv	$\phi$ -sldDiv	ipcount	srcDiv	$\phi$ -srcDiv	oR	a-srcDiv	a-oR	rem
INVALID	0.028	0.323	1.000	0.004	0.160	0.033	1.15E-5	0.323	1.15E-5	39046
SHORTSLD	0.019	0.223	1.000	0.003	0.161	0.033	7.91E-6	0.546	1.94E-5	19738
RANDOM13	0.006	0.074	1.000	8.25E-4	0.129	0.025	2.62E-6	0.619	2.2E-5	13338
INCATB	0.004	0.050	1.000	0.002	0.379	0.104	1.78E-6	0.669	2.38E-5	8993
INCATE	0.004	0.042	1.000	0.002	0.606	0.200	1.48E-6	0.711	2.53E-5	5386
INCATC	0.003	0.034	1.000	0.002	0.518	0.178	1.22E-6	0.745	2.65E-5	2397
facebook	0.001	0.014	0.999	5.42E-4	0.447	0.123	4.97E-7	0.759	2.7E-5	1184
RANDOM10	0.001	0.014	0.999	6.12E-4	0.517	0.178	4.85E-7	0.773	2.75E-5	0

Table 2.165: Top 8 most significant SLDs for gTLD 'chat'. The SLD list holds 77.301% of the entries found in the gTLD and 2.75E-5 of the total number of entries for the entire experiment. **count** represents the number of records found for the SLD (in parts per million). **sldDiv** is the raw count divided by the number of records of this gTLD dump file. **oR** is the ratio of raw count to the total number of records of the experiment.  **$\phi$ -sldDiv** represents the  $\phi$  percentile of sldDiv on the entire data-set. **a-srcDiv** is the cumulative srcDiv variable. **a-oR** is the cumulative oR.

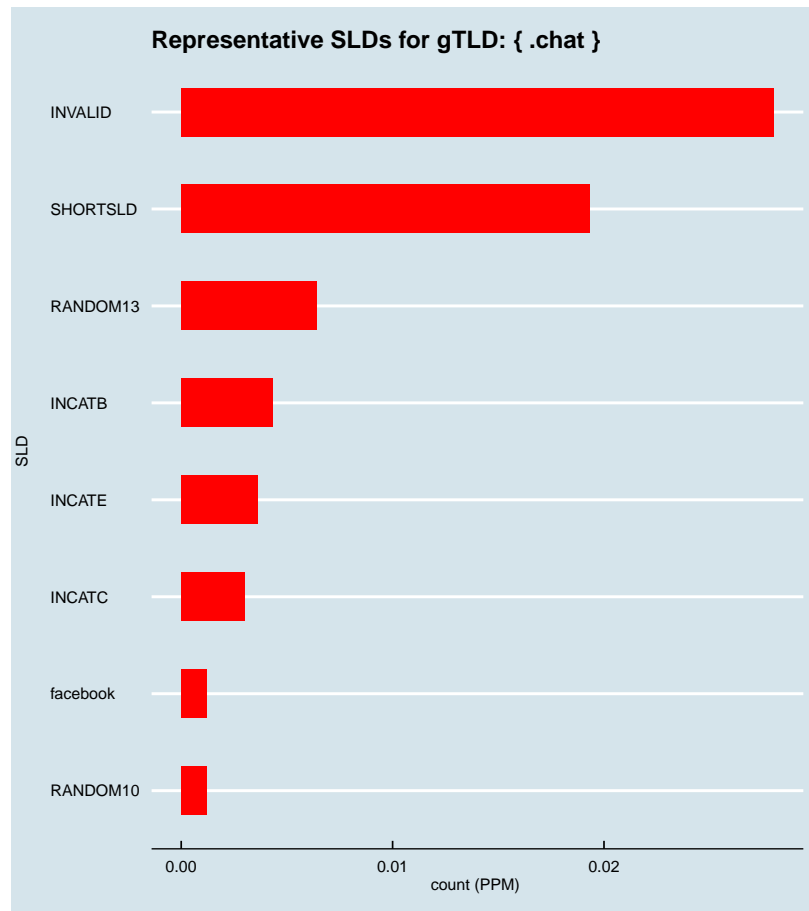


Figure 2.329: Representative SLDs for gTLD: { .chat }. The  $x$  axis displays number of times (in parts per million) the corresponding SLD ( $y$  axis) was found in the gTLD.

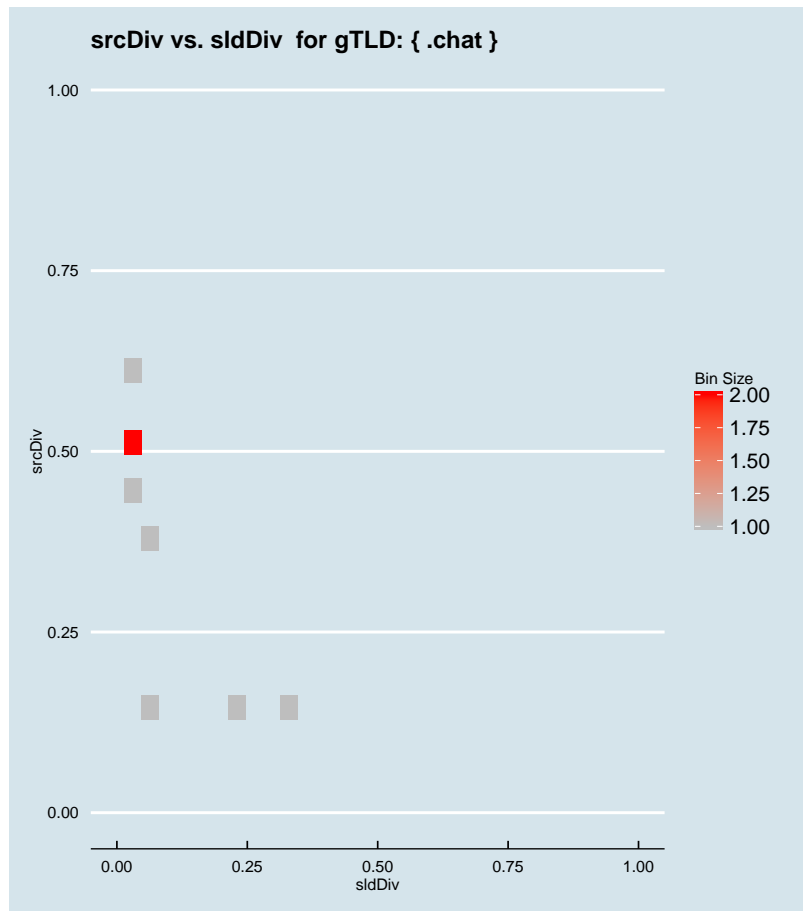


Figure 2.330: Binned scatter-plot of srcDiv and sldDiv for gTLD: { .chat }.

⚡ 2.227 Representative SLDs for gTLD: { .chatr }

In this section, we collect representative SLDs related to gTLD: 'chatr'. We found 0 unique SLDs after filtering. A total of 0 records were considered representative and they are 0.000% of the gTLD dump. Since the total number of records for this gTLD is 0, there are 0 non-representative records (NRep). In addition, this set comprises 0E0 of the entire data-set.

► { .chatr }  
 Total SLDs: 0  
 a-sldDiv: 0.000%  
 a-oR: 0.000%  
 NRep: 0

⚡ 2.228 Representative SLDs for gTLD: { .cheap }

In this section, we collect representative SLDs related to gTLD: 'cheap'. We found 2

► { .cheap }  
 Total SLDs: 2  
 a-sldDiv: 17.441%  
 a-oR: 0.000%  
 NRep: 0

unique SLDs after filtering. A total of 2773 records were considered representative and they are 17.441% of the gTLD dump. Since the total number of records for this gTLD is 2773, there are 0 non-representative records (NRep). In addition, this set comprises  $1.14\text{E}-6$  of the entire data-set. Table 2.166 shows the corresponding SLDs ordered by the level of importance. Figure 2.331 shows the record count (PPM) for each representative SLD. Figure 2.332 shows the binned scatter-plot of srcDiv and sldDiv.

Individual SLD descriptors for gTLD: {cheap}										
SLD	count	sldDiv	$\phi$ -sldDiv	ipcount	srcDiv	$\phi$ -srcDiv	oR	a-srcDiv	a-oR	rem
INCATE	0.002	0.098	1.000	0.001	0.698	0.235	$6.38\text{E}-7$	0.098	$6.38\text{E}-7$	1215
INCATB	0.001	0.076	1.000	$4.95\text{E}-4$	0.407	0.114	$4.98\text{E}-7$	0.174	$1.14\text{E}-6$	0

Table 2.166: Top 2 most significant SLDs for gTLD 'cheap'. The SLD list holds 17.441% of the entries found in the gTLD and  $1.14\text{E}-6$  of the total number of entries for the entire experiment. **count** represents the number of records found for the SLD (in parts per million). **sldDiv** is the raw count divided by the number of records of this gTLD dump file. **oR** is the ratio of raw count to the total number of records of the experiment.  **$\phi$ -sldDiv** represents the  $\phi$  percentile of sldDiv on the entire data-set. **a-srcDiv** is the cumulative srcDiv variable. **a-oR** is the cumulative oR.

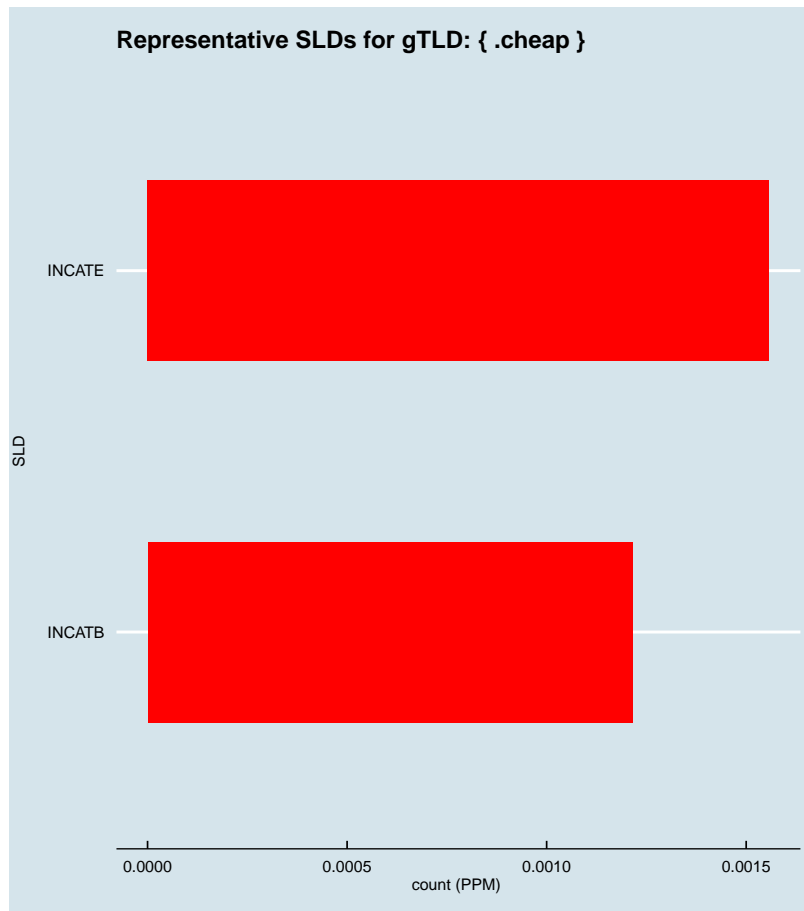


Figure 2.331: Representative SLDs for gTLD: { .cheap }. The *x* axis displays number of times (in parts per million) the corresponding SLD (*y* axis) was found in the gTLD.

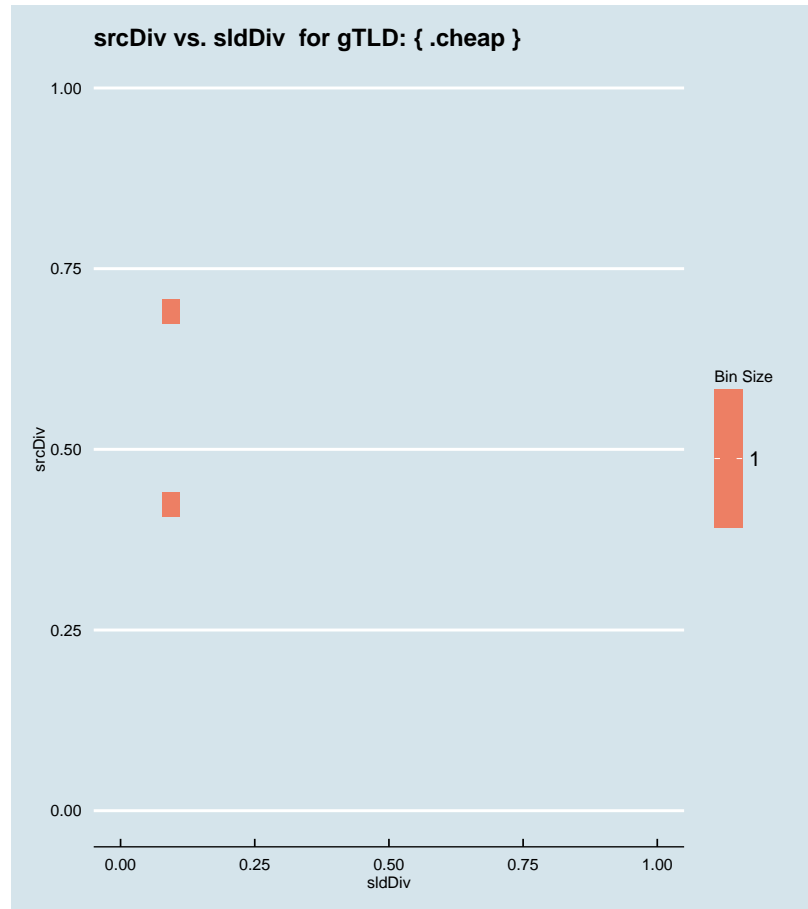


Figure 2.332: Binned scatter-plot of srcDiv and sldDiv for gTLD: { .cheap }.

### :: 2.229 Representative SLDs for gTLD: { .chesapeake }

In this section, we collect representative SLDs related to gTLD: 'chesapeake'. We found 2 unique SLDs after filtering. A total of 4441 records were considered representative and they are 80.981% of the gTLD dump. Since the total number of records for this gTLD is 4441, there are 0 non-representative records (NRep). In addition, this set comprises 1.82E-6 of the entire data-set. Table 2.167 shows the corresponding SLDs ordered by the level of importance. Figure 2.333 shows the record count (PPM) for each representative SLD. Figure 2.334 shows the binned scatter-plot of srcDiv and sldDiv.

► { .chesapeake }  
Total SLDs: 2  
a-sldDiv: 80.981%  
a-oR: 0.000%  
NRep: 0



Individual SLD descriptors for gTLD: {.chesapeake}										
SLD	count	sldDiv	$\phi$ -sldDiv	ipcount	srcDiv	$\phi$ -srcDiv	oR	a-srcDiv	a-oR	rem
INCATC	0.003	0.498	1.000	2.69E-4	0.098	0.016	1.12E-6	0.498	1.12E-6	1709
INVALID	0.002	0.312	1.000	6.3E-5	0.037	0.004	7E-7	0.810	1.82E-6	0

Table 2.167: Top 2 most significant SLDs for gTLD 'chesapeake'. The SLD list holds 80.981% of the entries found in the gTLD and 1.82E-6 of the total number of entries for the entire experiment. **count** represents the number of records found for the SLD (in parts per million). **sldDiv** is the raw count divided by the number of records of this gTLD dump file. **oR** is the ratio of raw count to the total number of records of the experiment.  $\phi$ -**sldDiv** represents the  $\phi$  percentile of sldDiv on the entire data-set. **a-srcDiv** is the cumulative srcDiv variable. **a-oR** is the cumulative oR.



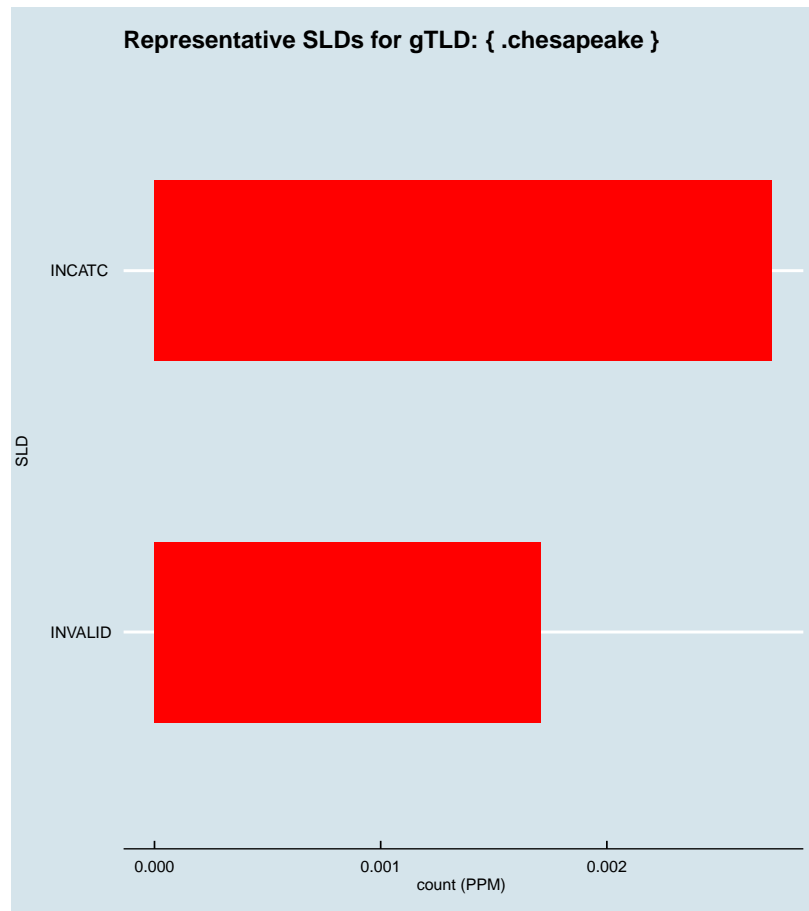


Figure 2.333: Representative SLDs for gTLD: { .chesapeake}. The  $x$  axis displays number of times (in parts per million) the corresponding SLD ( $y$  axis) was found in the gTLD.

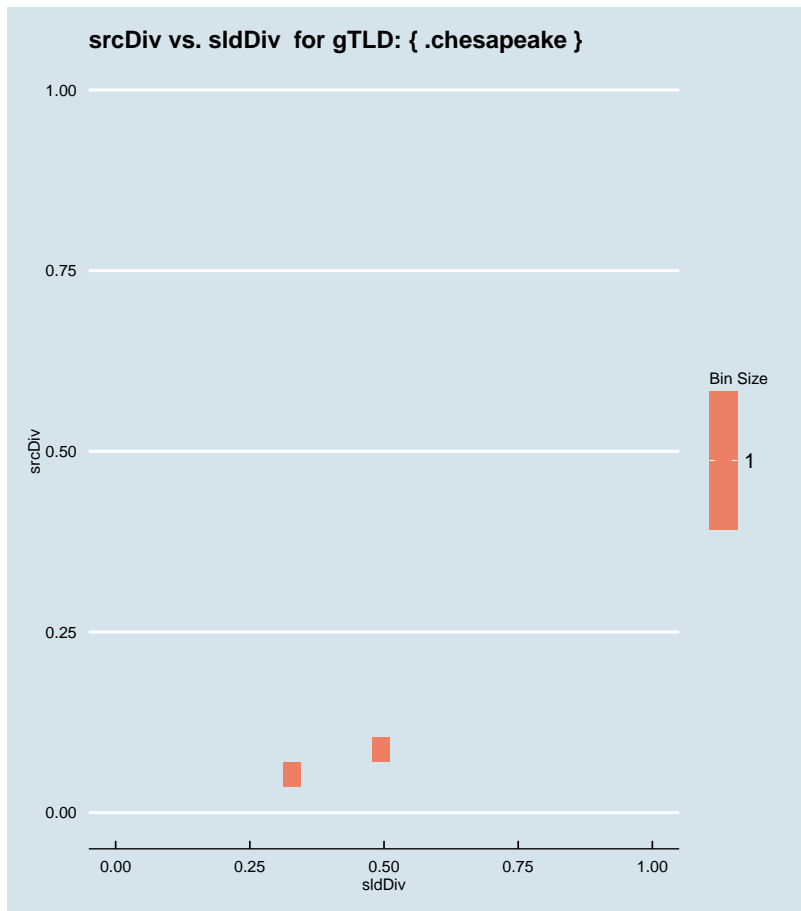


Figure 2.334: Binned scatter-plot of srcDiv and sldDiv for gTLD: { .chesapeake }.

### :: 2.230 Representative SLDs for gTLD: { .chevrolet }

In this section, we collect representative SLDs related to gTLD: 'chevrolet'. We found 4 unique SLDs after filtering. A total of 7241 records were considered representative and they are 47.417% of the gTLD dump. Since the total number of records for this gTLD is 7241, there are 0 non-representative records (NRep). In addition, this set comprises 2.97E-6 of the entire data-set. Table 2.168 shows the corresponding SLDs ordered by the level of importance. Figure 2.335 shows the record count (PPM) for each representative SLD. Figure 2.336 shows the binned scatter-plot of srcDiv and sldDiv.

► { .chevrolet }  
 Total SLDs: 4  
 a-sldDiv: 47.417%  
 a-oR: 0.000%  
 NRep: 0

Individual SLD descriptors for gTLD: {chevrolet}										
SLD	count	sldDiv	$\phi$ -sldDiv	ipcount	srcDiv	$\phi$ -srcDiv	oR	a-srcDiv	a-oR	rem
RANDOM10	0.003	0.179	1.000	1.21E-4	0.044	0.005	1.12E-6	0.179	1.12E-6	4515
INCATE	0.002	0.110	1.000	0.001	0.724	0.242	6.91E-7	0.289	1.81E-6	2830
INCATF	0.002	0.106	1.000	4.3E-5	0.027	0.002	6.61E-7	0.394	2.47E-6	1218
wpad	0.001	0.080	1.000	1.73E-4	0.142	0.027	4.99E-7	0.474	2.97E-6	0

Table 2.168: Top 4 most significant SLDs for gTLD 'chevrolet'. The SLD list holds 47.417% of the entries found in the gTLD and 2.97E-6 of the total number of entries for the entire experiment. **count** represents the number of records found for the SLD (in parts per million). **sldDiv** is the raw count divided by the number of records of this gTLD dump file. **oR** is the ratio of raw count to the total number of records of the experiment.  **$\phi$ -sldDiv** represents the  $\phi$  percentile of sldDiv on the entire data-set. **a-srcDiv** is the cumulative srcDiv variable. **a-oR** is the cumulative oR.

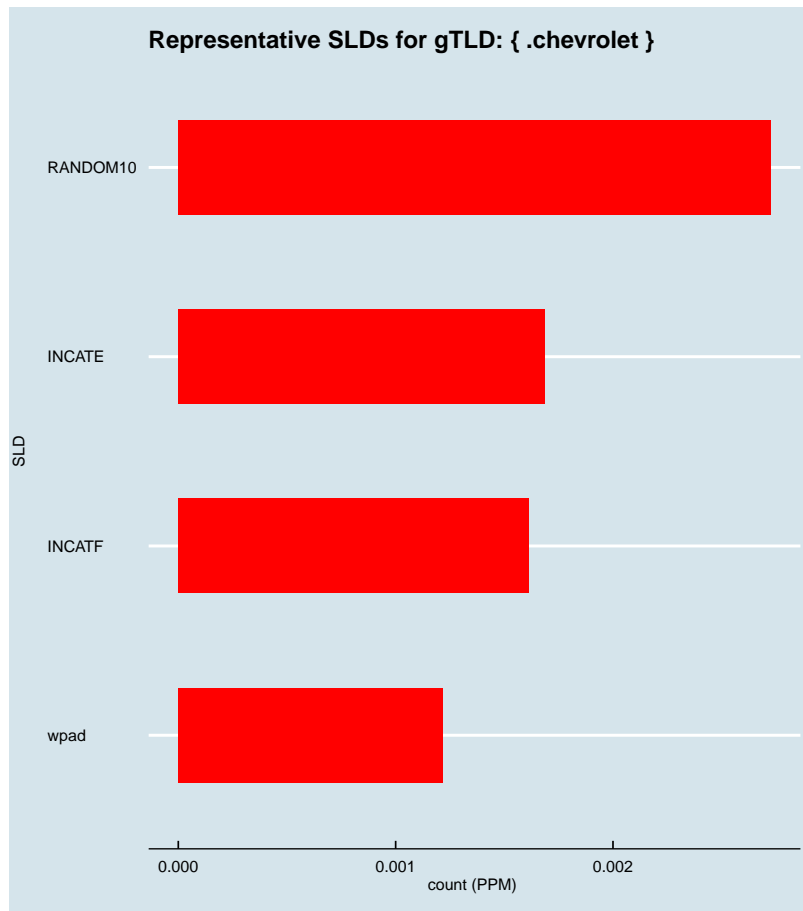


Figure 2.335: Representative SLDs for gTLD: { .chevrolet }. The x axis displays number of times (in parts per million) the corresponding SLD (y axis) was found in the gTLD.

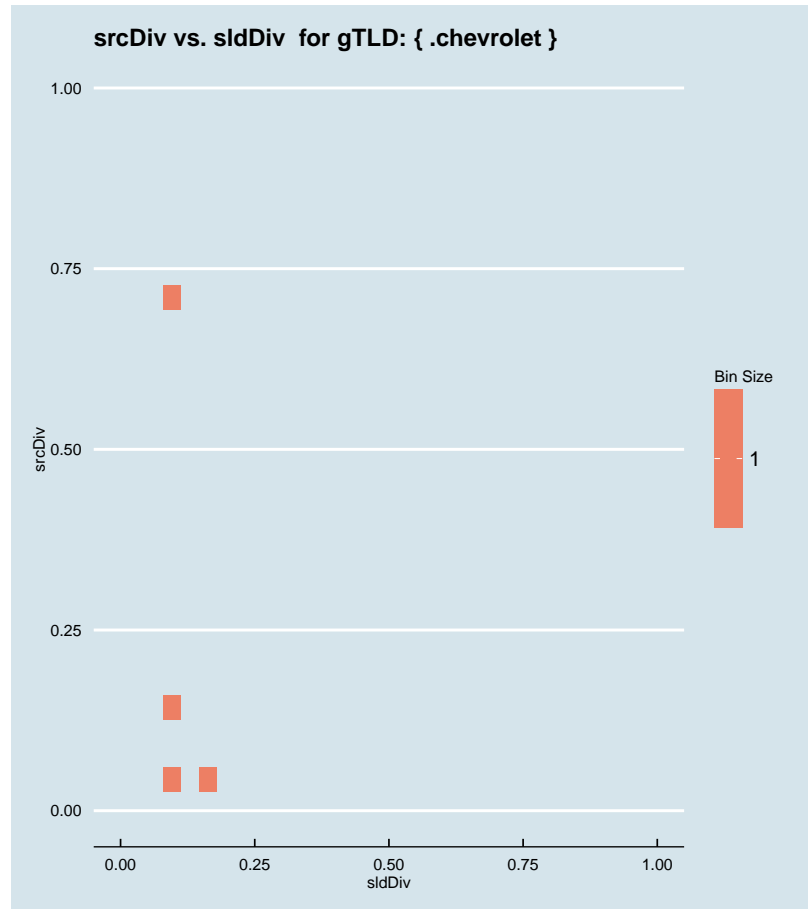


Figure 2.336: Binned scatter-plot of srcDiv and sldDiv for gTLD: { .chevrolet}.

### :: 2.231 Representative SLDs for gTLD: { .chevy }

In this section, we collect representative SLDs related to gTLD: 'chevy'. We found 2 unique SLDs after filtering. A total of 6410 records were considered representative and they are 58.964% of the gTLD dump. Since the total number of records for this gTLD is 6410, there are 0 non-representative records (NRep). In addition, this set comprises 2.63E-6 of the entire data-set. Table 2.169 shows the corresponding SLDs ordered by the level of importance. Figure 2.337 shows the record count (PPM) for each representative SLD. Figure 2.338 shows the binned scatter-plot of srcDiv and sldDiv.

► { .chevy }  
Total SLDs: 2  
a-sldDiv: 58.964%  
a-oR: 0.000%  
NRep: 0



Individual SLD descriptors for gTLD: {.chevy}										
SLD	count	sldDiv	$\phi$ -sldDiv	ipcount	srcDiv	$\phi$ -srcDiv	oR	a-srcDiv	a-oR	rem
RANDOM10	0.003	0.315	1.000	1.5E-4	0.044	0.005	1.4E-6	0.315	1.4E-6	2987
INVALID	0.003	0.275	1.000	1.56E-4	0.052	0.006	1.22E-6	0.590	2.63E-6	0

Table 2.169: Top 2 most significant SLDs for gTLD 'chevy'. The SLD list holds 58.964% of the entries found in the gTLD and 2.63E-6 of the total number of entries for the entire experiment. **count** represents the number of records found for the SLD (in parts per million). **sldDiv** is the raw count divided by the number of records of this gTLD dump file. **oR** is the ratio of raw count to the total number of records of the experiment.  $\phi$ -**sldDiv** represents the  $\phi$  percentile of sldDiv on the entire data-set. **a-srcDiv** is the cumulative srcDiv variable. **a-oR** is the cumulative oR.

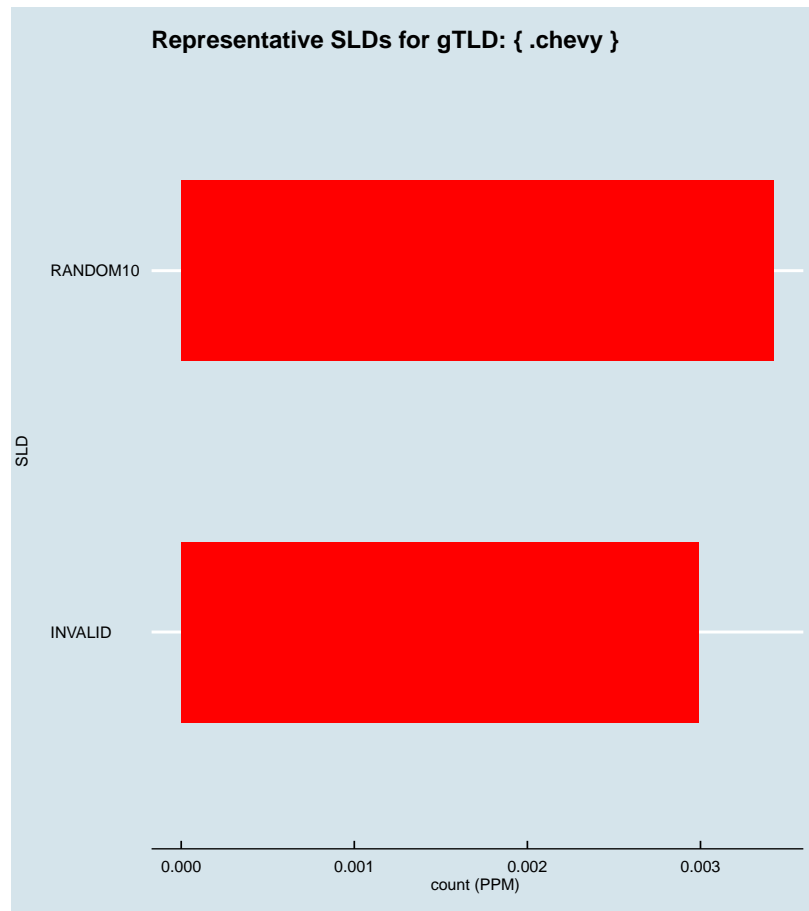


Figure 2.337: Representative SLDs for gTLD: { .chevy }. The  $x$  axis displays number of times (in parts per million) the corresponding SLD ( $y$  axis) was found in the gTLD.

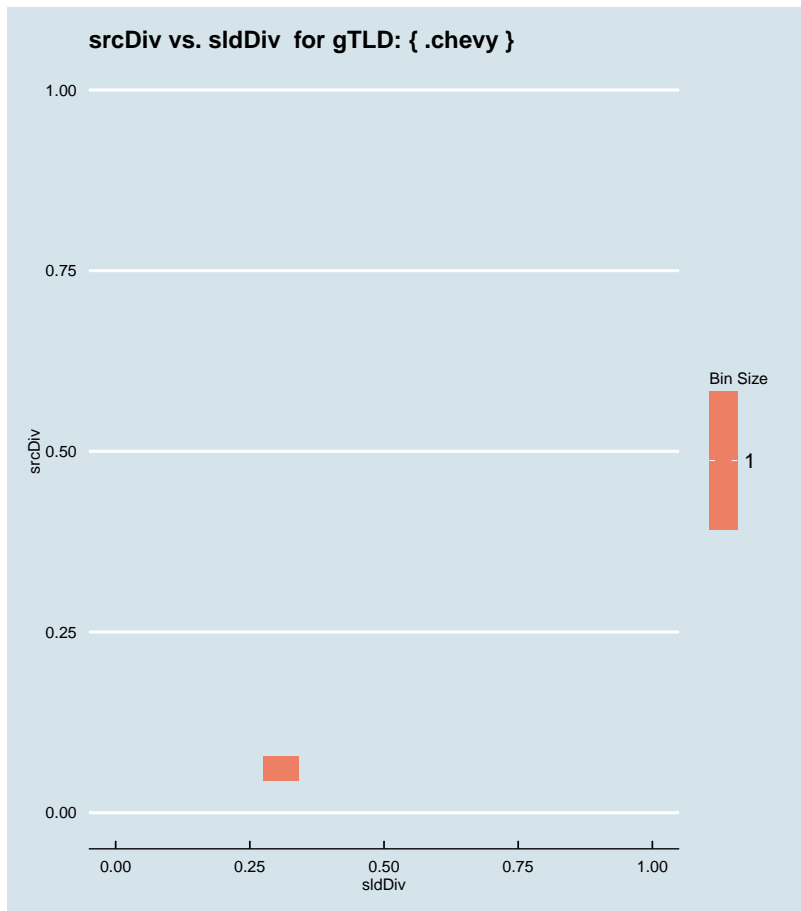


Figure 2.338: Binned scatter-plot of srcDiv and sldDiv for gTLD: { .chevy }.

∴ 2.232 Representative SLDs for gTLD: { .chintai }

In this section, we collect representative SLDs related to gTLD: 'chintai'. We found 0 unique SLDs after filtering. A total of 0 records were considered representative and they are 0.000% of the gTLD dump. Since the total number of records for this gTLD is 0, there are 0 non-representative records (NRep). In addition, this set comprises 0E0 of the entire data-set.

```
► { .chintai }
Total SLDs: 0
a-sldDiv: 0.000%
a-oR: 0.000%
NRep: 0
```

∴ 2.233 Representative SLDs for gTLD: { .chk }

In this section, we collect representative SLDs related to gTLD: 'chk'. We found 6

```
► { .chk }
Total SLDs: 6
a-sldDiv: 65.676%
a-oR: 0.001%
NRep: 0
```



unique SLDs after filtering. A total of 19852 records were considered representative and they are 65.676% of the gTLD dump. Since the total number of records for this gTLD is 19852, there are 0 non-representative records (NRep). In addition, this set comprises  $8.14E-6$  of the entire data-set. Table 2.170 shows the corresponding SLDs ordered by the level of importance. Figure 2.339 shows the record count (PPM) for each representative SLD. Figure 2.340 shows the binned scatter-plot of srcDiv and sldDiv.

Individual SLD descriptors for gTLD: {chk}										
SLD	count	sldDiv	$\phi$ -sldDiv	ipcount	srcDiv	$\phi$ -srcDiv	oR	a-srcDiv	a-oR	rem
INCATK	0.008	0.256	1.000	0.004	0.531	0.180	$3.17E-6$	0.256	$3.17E-6$	12111
INVALID	0.004	0.122	1.000	$8.76E-4$	0.238	0.056	$1.51E-6$	0.378	$4.68E-6$	8424
RANDOM10	0.003	0.113	1.000	$1.76E-4$	0.052	0.006	$1.4E-6$	0.491	$6.08E-6$	5018
INCATB	0.002	0.078	1.000	0.001	0.433	0.120	$9.67E-7$	0.569	$7.05E-6$	2658
isatap	0.001	0.045	1.000	$2.88E-4$	0.212	0.049	$5.57E-7$	0.614	$7.6E-6$	1300
RANDOM13	0.001	0.043	1.000	$3.78E-4$	0.291	0.075	$5.33E-7$	0.657	$8.14E-6$	0

Table 2.170: Top 6 most significant SLDs for gTLD 'chk'. The SLD list holds 65.676% of the entries found in the gTLD and  $8.14E-6$  of the total number of entries for the entire experiment. **count** represents the number of records found for the SLD (in parts per million). **sldDiv** is the raw count divided by the number of records of this gTLD dump file. **oR** is the ratio of raw count to the total number of records of the experiment.  **$\phi$ -sldDiv** represents the  $\phi$  percentile of sldDiv on the entire data-set. **a-srcDiv** is the cumulative srcDiv variable. **a-oR** is the cumulative oR.

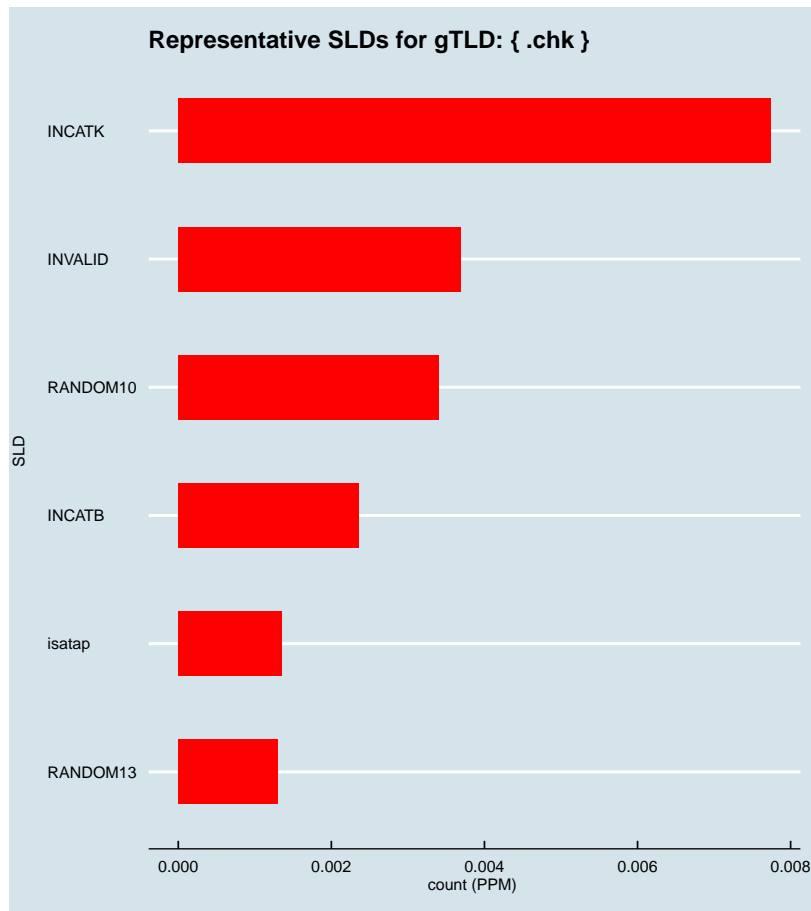


Figure 2.339: Representative SLDs for gTLD: { .chk}. The x axis displays number of times (in parts per million) the corresponding SLD (y axis) was found in the gTLD.

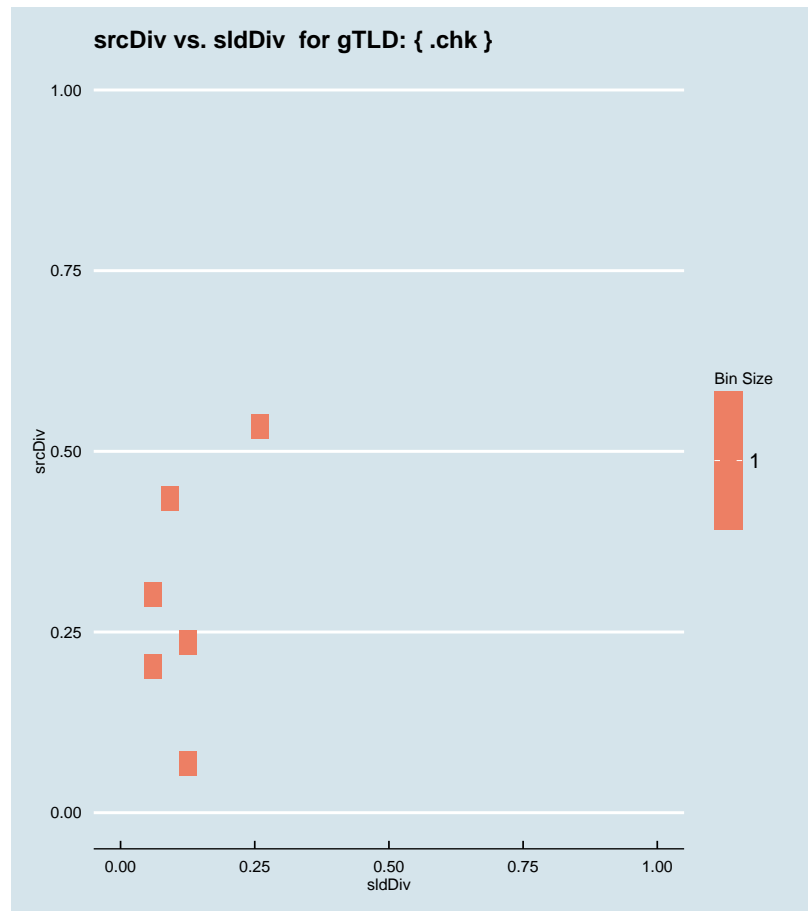


Figure 2.340: Binned scatter-plot of srcDiv and sldDiv for gTLD: { .chk }.

### :: 2.234 Representative SLDs for gTLD: { .chloe }

In this section, we collect representative SLDs related to gTLD: 'chloe'. We found 3 unique SLDs after filtering. A total of 7919 records were considered representative and they are 65.495% of the gTLD dump. Since the total number of records for this gTLD is 7919, there are 0 non-representative records (NRep). In addition, this set comprises 3.25E-6 of the entire data-set. Table 2.171 shows the corresponding SLDs ordered by the level of importance. Figure 2.341 shows the record count (PPM) for each representative SLD. Figure 2.342 shows the binned scatter-plot of srcDiv and sldDiv.

► { .chloe }  
Total SLDs: 3  
a-sldDiv: 65.495%  
a-oR: 0.000%  
NRep: 0



Individual SLD descriptors for gTLD: {chloe}										
SLD	count	sldDiv	$\phi$ -sldDiv	ipcount	srcDiv	$\phi$ -srcDiv	oR	a-srcDiv	a-oR	rem
INVALID	0.004	0.351	1.000	2.72E-4	0.064	0.009	1.74E-6	0.351	1.74E-6	3672
RANDOM10	0.002	0.201	1.000	2.65E-4	0.109	0.019	9.98E-7	0.553	2.74E-6	1237
wpad	0.001	0.102	1.000	3.52E-4	0.285	0.071	5.07E-7	0.655	3.25E-6	0

Table 2.171: Top 3 most significant SLDs for gTLD 'chloe'. The SLD list holds 65.495% of the entries found in the gTLD and 3.25E-6 of the total number of entries for the entire experiment. **count** represents the number of records found for the SLD (in parts per million). **sldDiv** is the raw count divided by the number of records of this gTLD dump file. **oR** is the ratio of raw count to the total number of records of the experiment.  **$\phi$ -sldDiv** represents the  $\phi$  percentile of sldDiv on the entire data-set. **a-srcDiv** is the cumulative srcDiv variable. **a-oR** is the cumulative oR.

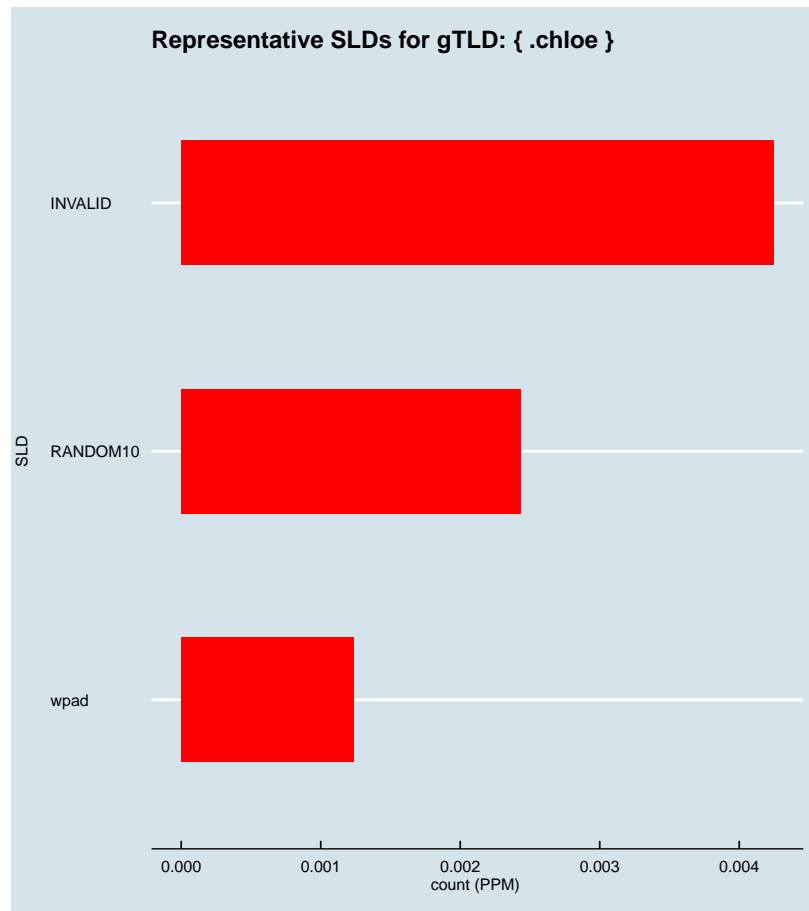


Figure 2.341: Representative SLDs for gTLD: { .chloe}. The  $x$  axis displays number of times (in parts per million) the corresponding SLD ( $y$  axis) was found in the gTLD.

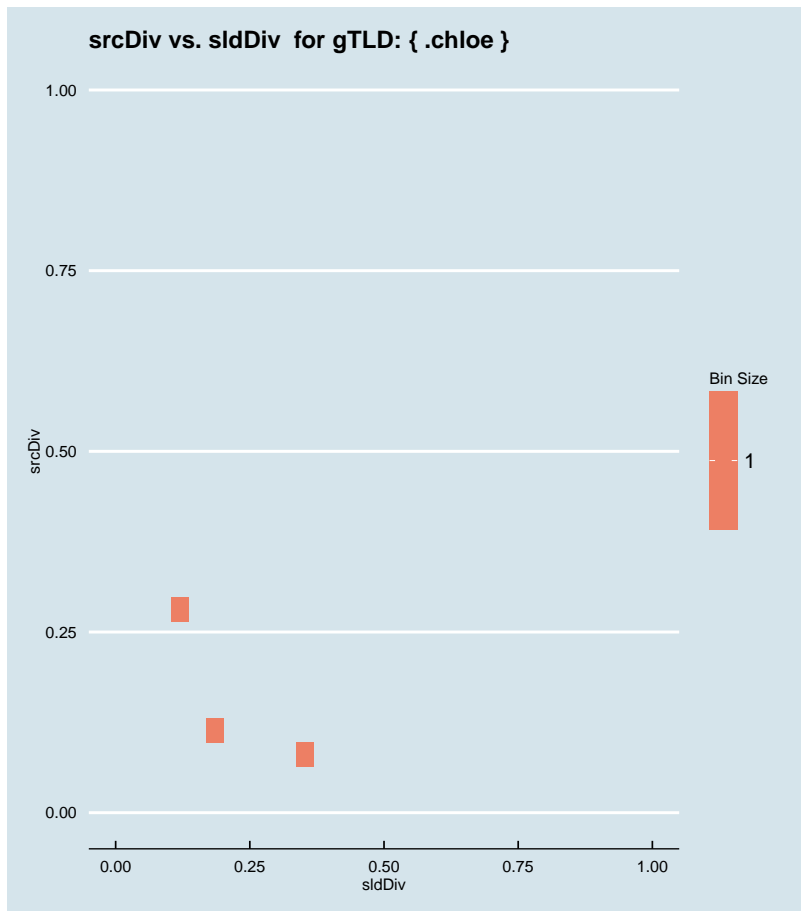


Figure 2.342: Binned scatter-plot of srcDiv and sldDiv for gTLD: { .chloe }.

### :: 2.235 Representative SLDs for gTLD: { .christmas }

In this section, we collect representative SLDs related to gTLD: 'christmas'. We found 0 unique SLDs after filtering. A total of 0 records were considered representative and they are 0.000% of the gTLD dump. Since the total number of records for this gTLD is 0, there are 0 non-representative records (NRep). In addition, this set comprises 0E0 of the entire data-set.

```
► { .christmas }
Total SLDs: 0
a-sldDiv: 0.000%
a-oR: 0.000%
NRep: 0
```

### :: 2.236 Representative SLDs for gTLD: { .chrome }

In this section, we collect representative SLDs related to gTLD: 'chrome'. We found

```
► { .chrome }
Total SLDs: 203
a-sldDiv: 80.217%
a-oR: 0.018%
NRep: 0
```

203 unique SLDs after filtering. A total of 445519 records were considered representative and they are 80.217% of the gTLD dump. Since the total number of records for this gTLD is 445519, there are 0 non-representative records (NRep). In addition, this set comprises  $1.83E-4$  of the entire data-set. Table 2.172 shows the corresponding SLDs ordered by the level of importance. Figure 2.343 shows the record count (PPM) for each representative SLD. Figure 2.344 shows the binned scatter-plot of srcDiv and sldDiv.

Individual SLD descriptors for gTLD: {chrome}										
SLD	count	sldDiv	$\phi$ -sldDiv	ipcount	srcDiv	$\phi$ -srcDiv	oR	a-srcDiv	a-oR	rem
INVALID	0.053	0.095	1.000	3.42E-4	0.006	2.7E-4	2.17E-5	0.095	2.17E-5	392522
INCATD	0.022	0.039	1.000	8E-6	3.67E-4	4.45E-6	8.94E-6	0.135	3.07E-5	370695
INCATC	0.019	0.035	1.000	0.006	0.297	0.076	7.91E-6	0.169	3.86E-5	351396
RANDOM13	0.012	0.022	0.999	6.84E-4	0.056	0.007	4.99E-6	0.191	4.36E-5	339220
INCATE	0.007	0.012	0.999	0.004	0.584	0.191	2.72E-6	0.203	4.63E-5	332590
RANDOM10	0.004	0.006	0.999	3.33E-4	0.093	0.015	1.47E-6	0.210	4.78E-5	328994
master	0.003	0.005	0.999	1.9E-5	0.007	2.77E-4	1.18E-6	0.215	4.89E-5	326110
gpulin5	0.003	0.005	0.999	2E-6	7.77E-4	1.19E-5	1.05E-6	0.220	5E-5	323537
chromeperf...	0.003	0.005	0.999	3E-6	0.001	2.08E-5	1.04E-6	0.224	5.1E-5	320990
chromeperf...	0.003	0.005	0.999	3E-6	0.001	2.1E-5	1.04E-6	0.229	5.21E-5	318446
gpulin1	0.003	0.005	0.999	4E-6	0.002	3.57E-5	1.04E-6	0.233	5.31E-5	315912
chromeperf...	0.003	0.005	0.999	3E-6	0.001	2.11E-5	1.04E-6	0.238	5.42E-5	313381
gpulin2	0.003	0.005	0.999	5E-6	0.002	5.07E-5	1.03E-6	0.242	5.52E-5	310861
chromeperf...	0.003	0.005	0.999	3E-6	0.001	2.13E-5	1.03E-6	0.247	5.62E-5	308343
gpulin4	0.003	0.005	0.999	4E-6	0.002	3.61E-5	1.03E-6	0.252	5.72E-5	305831
chromeperf...	0.003	0.005	0.999	3E-6	0.001	2.14E-5	1.03E-6	0.256	5.83E-5	303321
lin32build...	0.002	0.004	0.999	2E-6	8.01E-4	1.24E-5	1.02E-6	0.261	5.93E-5	300824
lin64build...	0.002	0.004	0.999	3E-6	0.001	2.17E-5	1.02E-6	0.265	6.03E-5	298332
lin64build...	0.002	0.004	0.999	4E-6	0.002	3.65E-5	1.02E-6	0.269	6.13E-5	295842
chromeperf...	0.002	0.004	0.999	3E-6	0.001	2.18E-5	1.02E-6	0.274	6.24E-5	293356
ns1	0.002	0.004	0.999	5E-6	0.002	5.15E-5	1.02E-6	0.278	6.34E-5	290872
chromeperf...	0.002	0.004	0.999	3E-6	0.001	2.2E-5	1.01E-6	0.283	6.44E-5	288396
chromeperf...	0.002	0.004	0.999	4E-6	0.002	3.69E-5	1.01E-6	0.287	6.54E-5	285921
chromeperf...	0.002	0.004	0.999	3E-6	0.001	2.21E-5	1.01E-6	0.292	6.64E-5	283450
lin64build...	0.002	0.004	0.999	2E-6	8.11E-4	1.27E-5	1.01E-6	0.296	6.74E-5	280983
lin32build...	0.002	0.004	0.999	3E-6	0.001	2.24E-5	1.01E-6	0.301	6.84E-5	278518
lin32build...	0.002	0.004	0.999	3E-6	0.001	2.26E-5	1.01E-6	0.305	6.94E-5	276058
gpulin3	0.002	0.004	0.999	3E-6	0.001	2.27E-5	1.01E-6	0.310	7.05E-5	273601
chromeperf...	0.002	0.004	0.999	3E-6	0.001	2.29E-5	1E-6	0.314	7.15E-5	271153
chromeperf...	0.002	0.004	0.999	4E-6	0.002	3.74E-5	1E-6	0.318	7.25E-5	268705
lin32build...	0.002	0.004	0.999	2E-6	8.19E-4	1.29E-5	1E-6	0.323	7.35E-5	266264
lin32build...	0.002	0.004	0.999	3E-6	0.001	2.31E-5	9.98E-7	0.327	7.45E-5	263828
gpulin8	0.002	0.004	0.999	4E-6	0.002	3.79E-5	9.95E-7	0.332	7.55E-5	261399
lin64build...	0.002	0.004	0.999	3E-6	0.001	2.32E-5	9.94E-7	0.336	7.64E-5	258973
chromeperf...	0.002	0.004	0.999	3E-6	0.001	2.33E-5	9.93E-7	0.340	7.74E-5	256551

Table 2.172: Top 35 most significant SLDs for gTLD 'chrome'. The SLD list holds 80.217% of the entries found in the gTLD and 1.83E-4 of the total number of entries for the entire experiment. **count** represents the number of records found for the SLD (in parts per million). **sldDiv** is the raw count divided by the number of records of this gTLD dump file. **oR** is the ratio of raw count to the total number of records of the experiment.  **$\phi$ -sldDiv** represents the  $\phi$  percentile of sldDiv on the entire data-set. **a-srcDiv** is the cumulative srcDiv variable. **a-oR** is the cumulative oR.



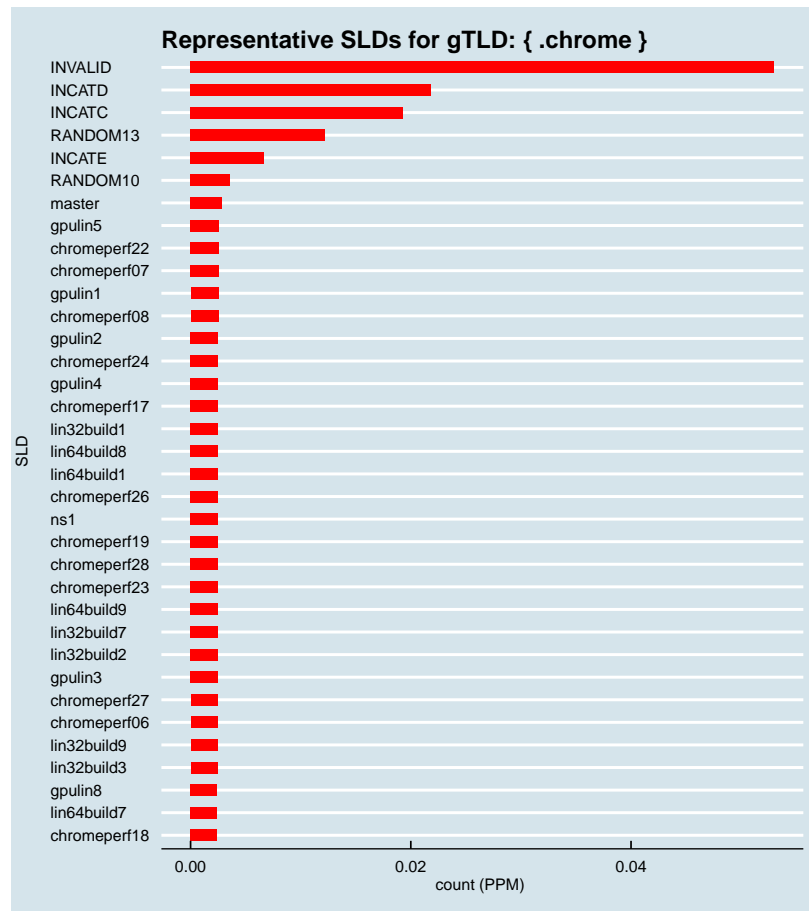


Figure 2.343: Representative SLDs for gTLD: { .chrome }. The  $x$  axis displays number of times (in parts per million) the corresponding SLD ( $y$  axis) was found in the gTLD.

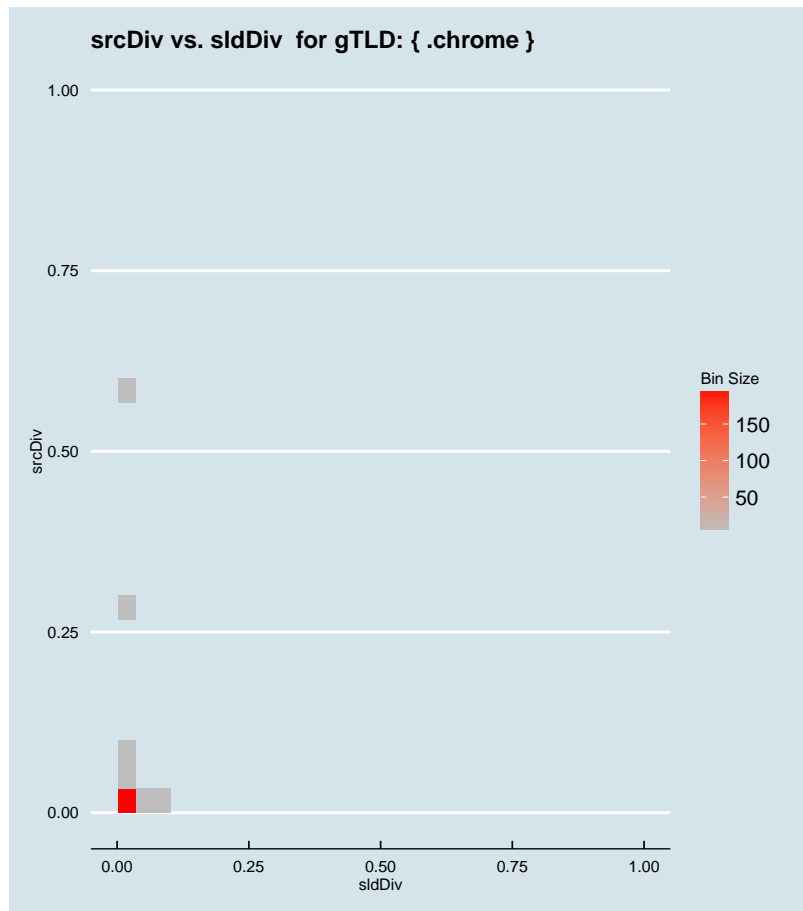


Figure 2.344: Binned scatter-plot of srcDiv and sldDiv for gTLD: { .chrome }.

### :: 2.237 Representative SLDs for gTLD: { .chrysler }

In this section, we collect representative SLDs related to gTLD: 'chrysler'. We found 0 unique SLDs after filtering. A total of 0 records were considered representative and they are 0.000% of the gTLD dump. Since the total number of records for this gTLD is 0, there are 0 non-representative records (NRep). In addition, this set comprises 0E0 of the entire data-set.

```
► { .chrysler }
Total SLDs: 0
a-sldDiv: 0.000%
a-oR: 0.000%
NRep: 0
```

### :: 2.238 Representative SLDs for gTLD: { .church }

In this section, we collect representative SLDs related to gTLD: 'church'. We found 19

```
► { .church }
Total SLDs: 19
a-sldDiv: 75.383%
a-oR: 0.005%
NRep: 0
```

unique SLDs after filtering. A total of 118543 records were considered representative and they are 75.383% of the gTLD dump. Since the total number of records for this gTLD is 118543, there are 0 non-representative records (NRep). In addition, this set comprises  $4.86E-5$  of the entire data-set. Table 2.173 shows the corresponding SLDs ordered by the level of importance. Figure 2.345 shows the record count (PPM) for each representative SLD. Figure 2.346 shows the binned scatter-plot of srcDiv and sldDiv.

Individual SLD descriptors for gTLD: {church}										
SLD	count	sldDiv	$\phi$ -sldDiv	ipcount	srcDiv	$\phi$ -srcDiv	oR	a-srcDiv	a-oR	rem
INCATF	0.036	0.231	1.000	0.002	0.048	0.006	$1.49E-5$	0.231	$1.49E-5$	82225
INVALID	0.021	0.135	1.000	0.002	0.078	0.012	$8.69E-6$	0.366	$2.36E-5$	61008
grace	0.015	0.094	1.000	$3.65E-4$	0.025	0.002	$6.05E-6$	0.460	$2.96E-5$	46248
RANDOM13	0.006	0.039	1.000	$6.13E-4$	0.099	0.016	$2.53E-6$	0.499	$3.22E-5$	40070
RANDOM10	0.006	0.037	1.000	$9.23E-4$	0.157	0.032	$2.4E-6$	0.536	$3.46E-5$	34206
wpad	0.005	0.033	1.000	0.001	0.233	0.055	$2.15E-6$	0.570	$3.67E-5$	28969
summit	0.005	0.029	0.999	$2.64E-4$	0.058	0.008	$1.86E-6$	0.598	$3.86E-5$	24439
isatap	0.004	0.025	0.999	0.001	0.309	0.079	$1.59E-6$	0.623	$4.02E-5$	20560
INCATB	0.004	0.024	0.999	0.001	0.278	0.070	$1.54E-6$	0.647	$4.17E-5$	16812
kdmd	0.003	0.019	0.999	$9.8E-5$	0.033	0.003	$1.21E-6$	0.666	$4.29E-5$	13870
INCATD	0.002	0.013	0.999	$4.86E-4$	0.242	0.057	$8.23E-7$	0.678	$4.37E-5$	11861
believers	0.002	0.013	0.999	$4.6E-5$	0.023	0.002	$8.19E-7$	0.691	$4.45E-5$	9862
INCATC	0.002	0.011	0.999	$6.04E-4$	0.338	0.096	$7.33E-7$	0.702	$4.53E-5$	8073
mcbc	0.001	0.009	0.999	$2.7E-5$	0.018	0.001	$6.05E-7$	0.712	$4.59E-5$	6597
stpeterlcm...	0.001	0.009	0.999	$1.12E-4$	0.079	0.012	$5.84E-7$	0.721	$4.65E-5$	5171
vcc	0.001	0.009	0.999	$6.5E-5$	0.048	0.006	$5.55E-7$	0.730	$4.7E-5$	3817
stmatthew	0.001	0.008	0.999	$5.5E-5$	0.041	0.004	$5.44E-7$	0.738	$4.76E-5$	2490
bethelnet	0.001	0.008	0.999	$1.19E-4$	0.094	0.016	$5.17E-7$	0.746	$4.81E-5$	1229
harvesttim...	0.001	0.008	0.999	$4.4E-5$	0.036	0.004	$5.04E-7$	0.754	$4.86E-5$	0

Table 2.173: Top 19 most significant SLDs for gTLD 'church'. The SLD list holds 75.383% of the entries found in the gTLD and  $4.86E-5$  of the total number of entries for the entire experiment. **count** represents the number of records found for the SLD (in parts per million). **sldDiv** is the raw count divided by the number of records of this gTLD dump file. **oR** is the ratio of raw count to the total number of records of the experiment.  **$\phi$ -sldDiv** represents the  $\phi$  percentile of sldDiv on the entire data-set. **a-srcDiv** is the cumulative srcDiv variable. **a-oR** is the cumulative oR.

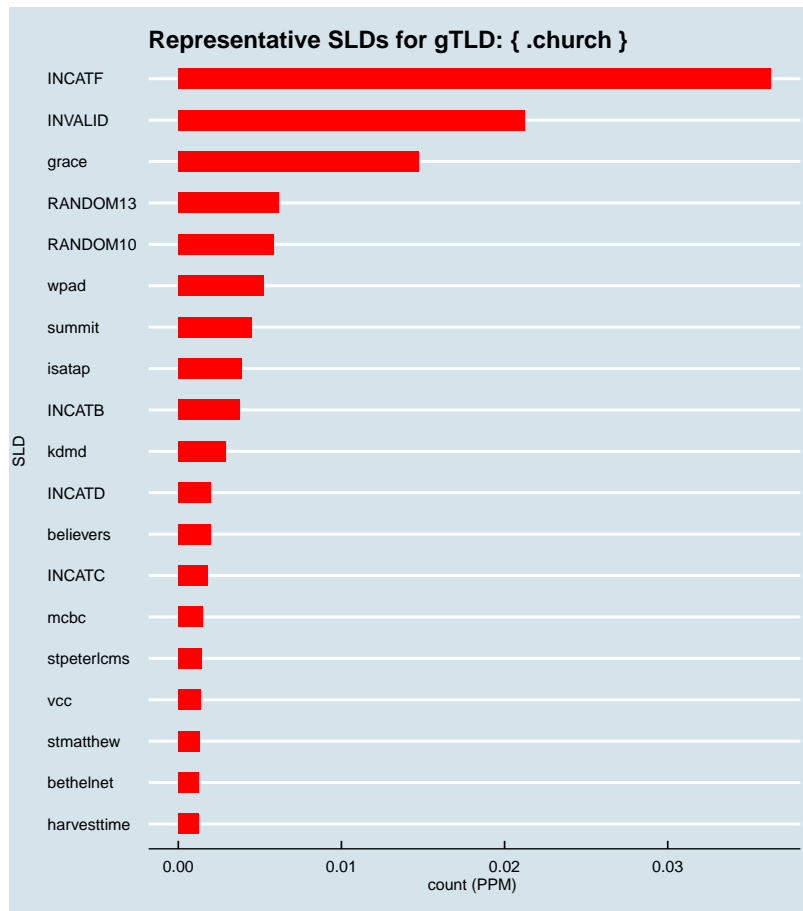


Figure 2.345: Representative SLDs for gTLD: { .church }. The *x* axis displays number of times (in parts per million) the corresponding SLD (*y* axis) was found in the gTLD.

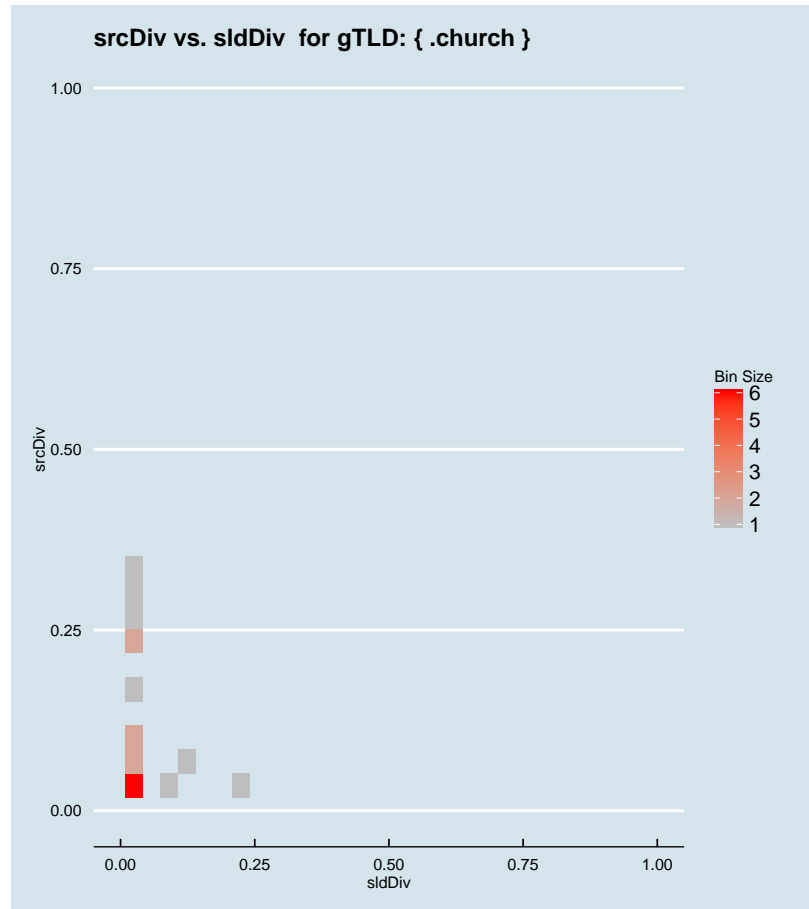


Figure 2.346: Binned scatter-plot of srcDiv and sldDiv for gTLD: { .church }.

### :: 2.239 Representative SLDs for gTLD: { .cialis }

In this section, we collect representative SLDs related to gTLD: 'cialis'. We found 0 unique SLDs after filtering. A total of 0 records were considered representative and they are 0.000% of the gTLD dump. Since the total number of records for this gTLD is 0, there are 0 non-representative records (NRep). In addition, this set comprises 0E0 of the entire data-set.

► { .cialis }  
Total SLDs: 0  
a-sldDiv: 0.000%  
a-oR: 0.000%  
NRep: 0

### :: 2.240 Representative SLDs for gTLD: { .cimb }

In this section, we collect representative SLDs related to gTLD: 'cimb'. We found 0

► { .cimb }  
Total SLDs: 0  
a-sldDiv: 0.000%  
a-oR: 0.000%  
NRep: 0



unique SLDs after filtering. A total of 0 records were considered representative and they are 0.000% of the gTLD dump. Since the total number of records for this gTLD is 0, there are 0 non-representative records (NRep). In addition, this set comprises 0E0 of the entire data-set.

∴ 2.241 Representative SLDs for gTLD: {.cipriani}

In this section, we collect representative SLDs related to gTLD: 'cipriani'. We found 0 unique SLDs after filtering. A total of 0 records were considered representative and they are 0.000% of the gTLD dump. Since the total number of records for this gTLD is 0, there are 0 non-representative records (NRep). In addition, this set comprises 0E0 of the entire data-set.

► {.cipriani}  
 Total SLDs: 0  
 a-sldDiv: 0.000%  
 a-oR: 0.000%  
 NRep: 0

∴ 2.242 Representative SLDs for gTLD: {.circle}

In this section, we collect representative SLDs related to gTLD: 'circle'. We found 7 unique SLDs after filtering. A total of 115512 records were considered representative and they are 82.374% of the gTLD dump. Since the total number of records for this gTLD is 115512, there are 0 non-representative records (NRep). In addition, this set comprises 4.73E−5 of the entire data-set. Table 2.174 shows the corresponding SLDs ordered by the level of importance. Figure 2.347 shows the record count (PPM) for each representative SLD. Figure 2.348 shows the binned scatter-plot of srcDiv and sldDiv.

► {.circle}  
 Total SLDs: 7  
 a-sldDiv: 82.374%  
 a-oR: 0.005%  
 NRep: 0

Individual SLD descriptors for gTLD: {circle}										
SLD	count	sldDiv	$\phi$ -sldDiv	ipcount	srcDiv	$\phi$ -srcDiv	oR	a-srcDiv	a-oR	rem
site1	0.089	0.636	1.000	1E-5	1.12E-4	5.86E-7	3.65E-5	0.636	3.65E-5	26359
INVALID	0.009	0.067	1.000	4.14E-4	0.044	0.005	3.83E-6	0.702	4.04E-5	17022
INCATF	0.006	0.042	1.000	1.55E-4	0.027	0.002	2.39E-6	0.744	4.27E-5	11195
RANDOM10	0.006	0.040	1.000	1.93E-4	0.034	0.003	2.29E-6	0.784	4.5E-5	5600
RANDOM13	0.003	0.020	0.999	3.35E-4	0.122	0.022	1.13E-6	0.803	4.62E-5	2844
INCATB	0.002	0.011	0.999	2.69E-4	0.179	0.039	6.15E-7	0.814	4.68E-5	1343
wpad	0.001	0.010	0.999	2.73E-4	0.203	0.048	5.5E-7	0.824	4.73E-5	0

Table 2.174: Top 7 most significant SLDs for gTLD 'circle'. The SLD list holds 82.374% of the entries found in the gTLD and 4.73E-5 of the total number of entries for the entire experiment. **count** represents the number of records found for the SLD (in parts per million). **sldDiv** is the raw count divided by the number of records of this gTLD dump file. **oR** is the ratio of raw count to the total number of records of the experiment.  $\phi$ -**sldDiv** represents the  $\phi$  percentile of sldDiv on the entire data-set. **a-srcDiv** is the cumulative srcDiv variable. **a-oR** is the cumulative oR.

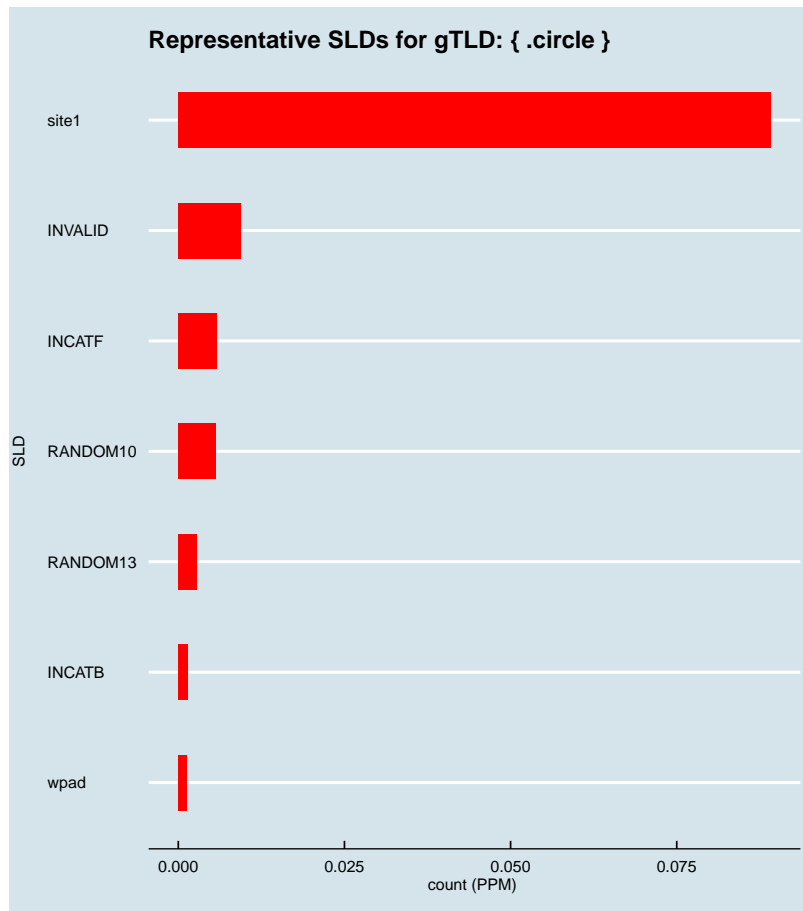


Figure 2.347: Representative SLDs for gTLD: { .circle }. The x axis displays number of times (in parts per million) the corresponding SLD (y axis) was found in the gTLD.



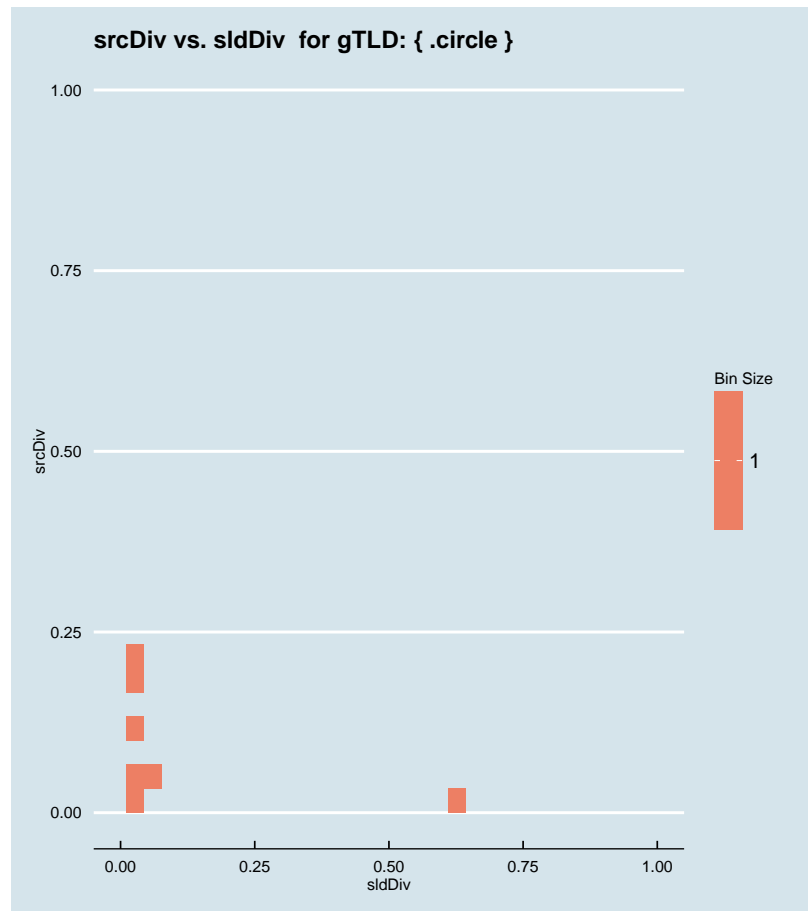


Figure 2.348: Binned scatter-plot of srcDiv and sldDiv for gTLD: { .circle }.

### :: 2.243 Representative SLDs for gTLD: { .cisco }

In this section, we collect representative SLDs related to gTLD: 'cisco'. We found 85 unique SLDs after filtering. A total of 6009800 records were considered representative and they are 68.197% of the gTLD dump. Since the total number of records for this gTLD is 6009800, there are 0 non-representative records (NRep). In addition, this set comprises 0.002 of the entire data-set. Table 2.175 shows the corresponding SLDs ordered by the level of importance. Figure 2.349 shows the record count (PPM) for each representative SLD. Figure 2.350 shows the binned scatter-plot of srcDiv and sldDiv.

► { .cisco }  
Total SLDs: 85  
a-sldDiv: 68.197%  
a-oR: 0.246%  
NRep: 0

Individual SLD descriptors for gTLD: {cisco}										
SLD	count	sldDiv	$\phi$ -sldDiv	ipcount	srcDiv	$\phi$ -srcDiv	oR	a-srcDiv	a-oR	rem
RANDOM10	1.977	0.224	1.000	0.031	0.016	0.001	8.1E-4	0.224	8.1E-4	4032324
INCATB	1.409	0.160	1.000	0.025	0.018	0.001	5.77E-4	0.384	0.001	2623692
INVALID	0.827	0.094	1.000	0.028	0.034	0.003	3.39E-4	0.478	0.002	1796841
RANDOM13	0.655	0.074	1.000	0.007	0.011	5.43E-4	2.68E-4	0.552	0.002	1142102
wpad	0.326	0.037	1.000	0.028	0.087	0.014	1.34E-4	0.589	0.002	816084
isatap	0.241	0.027	0.999	0.032	0.134	0.026	9.88E-5	0.617	0.002	575091
INCATD	0.146	0.017	0.999	0.012	0.079	0.012	5.96E-5	0.633	0.002	429549
INCATC	0.084	0.010	0.999	0.010	0.116	0.021	3.43E-5	0.643	0.002	345750
SHORTSLD	0.049	0.006	0.999	0.007	0.149	0.030	2E-5	0.648	0.002	296932
local	0.034	0.004	0.998	0.005	0.138	0.027	1.39E-5	0.652	0.002	263048
server	0.031	0.003	0.998	0.005	0.177	0.039	1.26E-5	0.656	0.002	232373
brotherhl2...	0.021	0.002	0.998	2.1E-5	0.001	1.79E-5	8.42E-6	0.658	0.002	211835
npi34a21d	0.013	0.001	0.997	2E-6	1.57E-4	1.05E-6	5.23E-6	0.659	0.002	199075
INCATF	0.011	0.001	0.997	0.001	0.098	0.016	4.45E-6	0.661	0.002	188218
unifi	0.010	0.001	0.997	0.001	0.142	0.027	4E-6	0.662	0.002	178464
brn001ba9b...	0.008	9.34E-4	0.996	7E-6	8.5E-4	1.33E-5	3.37E-6	0.663	0.002	170229
color3525	0.008	9.13E-4	0.996	2E-6	2.49E-4	2.63E-6	3.3E-6	0.664	0.002	162186
user-pc	0.007	8.36E-4	0.996	0.002	0.281	0.071	3.02E-6	0.664	0.002	154819
http	0.007	7.88E-4	0.996	0.004	0.535	0.181	2.85E-6	0.665	0.002	147876
soserver	0.006	6.75E-4	0.995	8E-6	0.001	2.63E-5	2.44E-6	0.666	0.002	141924
owner-pc	0.006	6.48E-4	0.995	0.002	0.274	0.070	2.34E-6	0.667	0.002	136211
server1	0.005	6.02E-4	0.995	0.001	0.264	0.067	2.18E-6	0.667	0.002	130902
npi941559	0.004	5.06E-4	0.994	2E-6	4.49E-4	5.97E-6	1.83E-6	0.668	0.002	126443
nas	0.004	5E-4	0.994	0.001	0.278	0.070	1.81E-6	0.668	0.002	122035
diskstatio...	0.004	4.92E-4	0.994	0.001	0.269	0.068	1.78E-6	0.669	0.002	117695
canon4ea55...	0.004	4.41E-4	0.994	7.3E-5	0.019	0.001	1.59E-6	0.669	0.002	113806
admin-pc	0.004	4.05E-4	0.993	0.001	0.312	0.079	1.46E-6	0.669	0.002	110241
servidor	0.004	4E-4	0.993	6.37E-4	0.181	0.039	1.45E-6	0.670	0.002	106713
quango	0.003	3.9E-4	0.993	5.6E-5	0.016	0.001	1.41E-6	0.670	0.002	103278
localhost	0.003	3.77E-4	0.993	9.14E-4	0.275	0.070	1.36E-6	0.671	0.002	99956
reception	0.003	3.76E-4	0.993	8E-4	0.241	0.057	1.36E-6	0.671	0.002	96641
workgroup	0.003	3.59E-4	0.993	0.001	0.330	0.082	1.3E-6	0.671	0.002	93479
c4locator	0.003	3.56E-4	0.993	6.93E-4	0.221	0.051	1.29E-6	0.672	0.002	90340
server01	0.003	3.43E-4	0.992	8.29E-4	0.274	0.070	1.24E-6	0.672	0.002	87317
frontdesk	0.003	3.39E-4	0.992	8.74E-4	0.293	0.075	1.22E-6	0.672	0.002	84332

Table 2.175: Top 35 most significant SLDs for gTLD 'cisco'. The SLD list holds 68.197% of the entries found in the gTLD and 0.002 of the total number of entries for the entire experiment. **count** represents the number of records found for the SLD (in parts per million). **sldDiv** is the raw count divided by the number of records of this gTLD dump file. **oR** is the ratio of raw count to the total number of records of the experiment.  $\phi$ -**sldDiv** represents the  $\phi$  percentile of sldDiv on the entire data-set. **a-srcDiv** is the cumulative srcDiv variable. **a-oR** is the cumulative oR.

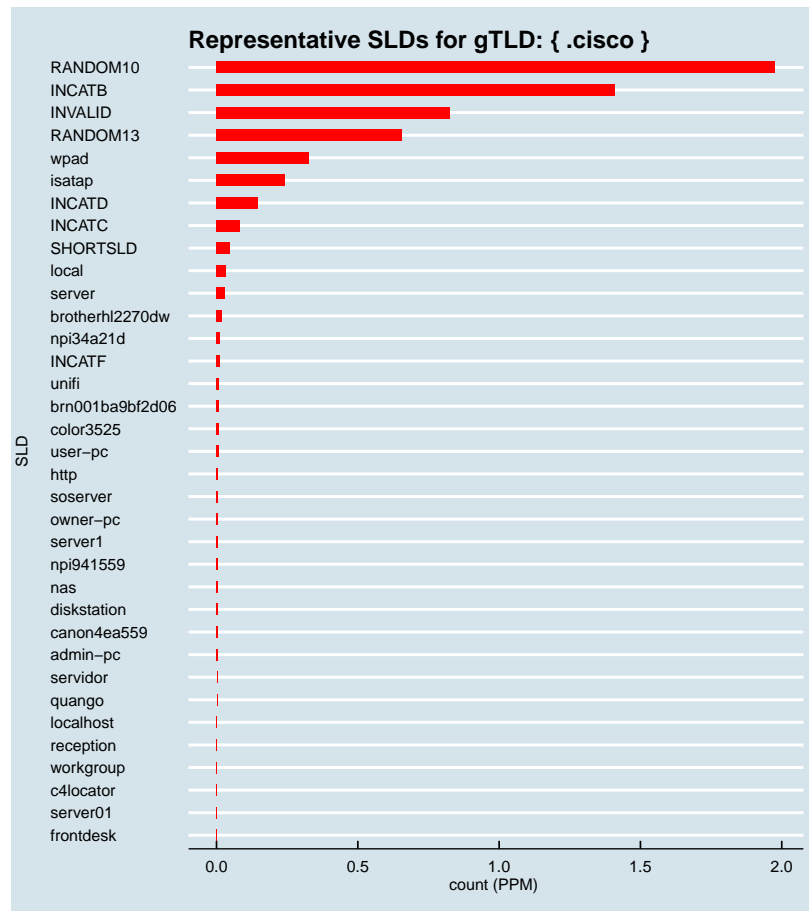


Figure 2.349: Representative SLDs for gTLD: { .cisco }. The  $x$  axis displays number of times (in parts per million) the corresponding SLD ( $y$  axis) was found in the gTLD.

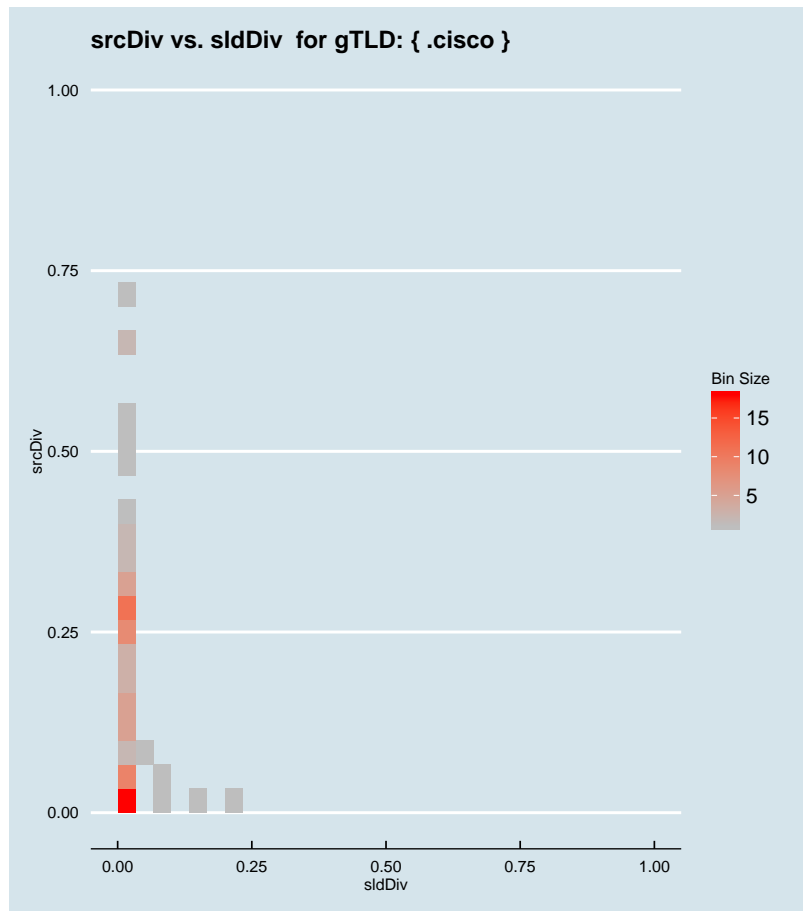


Figure 2.350: Binned scatter-plot of srcDiv and sldDiv for gTLD: { .cisco }.

### :: 2.244 Representative SLDs for gTLD: { .citadel }

In this section, we collect representative SLDs related to gTLD: 'citadel'. We found 7 unique SLDs after filtering. A total of 21781 records were considered representative and they are 73.243% of the gTLD dump. Since the total number of records for this gTLD is 21781, there are 0 non-representative records (NRep). In addition, this set comprises  $8.93E-6$  of the entire data-set. Table 2.176 shows the corresponding SLDs ordered by the level of importance. Figure 2.351 shows the record count (PPM) for each representative SLD. Figure 2.352 shows the binned scatter-plot of srcDiv and sldDiv.

```
► { .citadel }
Total SLDs: 7
a-sldDiv: 73.243%
a-oR: 0.001%
NRep: 0
```

Individual SLD descriptors for gTLD: {citadel}										
SLD	count	sldDiv	$\phi$ -sldDiv	ipcount	srcDiv	$\phi$ -srcDiv	oR	a-srcDiv	a-oR	rem
INCATF	0.005	0.166	1.000	1.48E-4	0.030	0.003	2.02E-6	0.166	2.02E-6	16840
INVALID	0.005	0.153	1.000	3.07E-4	0.068	0.010	1.86E-6	0.319	3.88E-6	12301
RANDOM13	0.004	0.132	1.000	3.98E-4	0.101	0.017	1.61E-6	0.451	5.5E-6	8366
INCATB	0.003	0.100	1.000	2.3E-4	0.078	0.012	1.22E-6	0.551	6.71E-6	5399
RANDOM10	0.002	0.077	1.000	3.48E-4	0.153	0.031	9.32E-7	0.627	7.65E-6	3124
INCATC	0.002	0.056	1.000	1.61E-4	0.097	0.016	6.82E-7	0.683	8.33E-6	1460
wpad	0.001	0.049	1.000	3.49E-4	0.239	0.056	5.98E-7	0.732	8.93E-6	0

Table 2.176: Top 7 most significant SLDs for gTLD 'citadel'. The SLD list holds 73.243% of the entries found in the gTLD and  $8.93E-6$  of the total number of entries for the entire experiment. **count** represents the number of records found for the SLD (in parts per million). **sldDiv** is the raw count divided by the number of records of this gTLD dump file. **oR** is the ratio of raw count to the total number of records of the experiment.  **$\phi$ -sldDiv** represents the  $\phi$  percentile of sldDiv on the entire data-set. **a-srcDiv** is the cumulative srcDiv variable. **a-oR** is the cumulative oR.

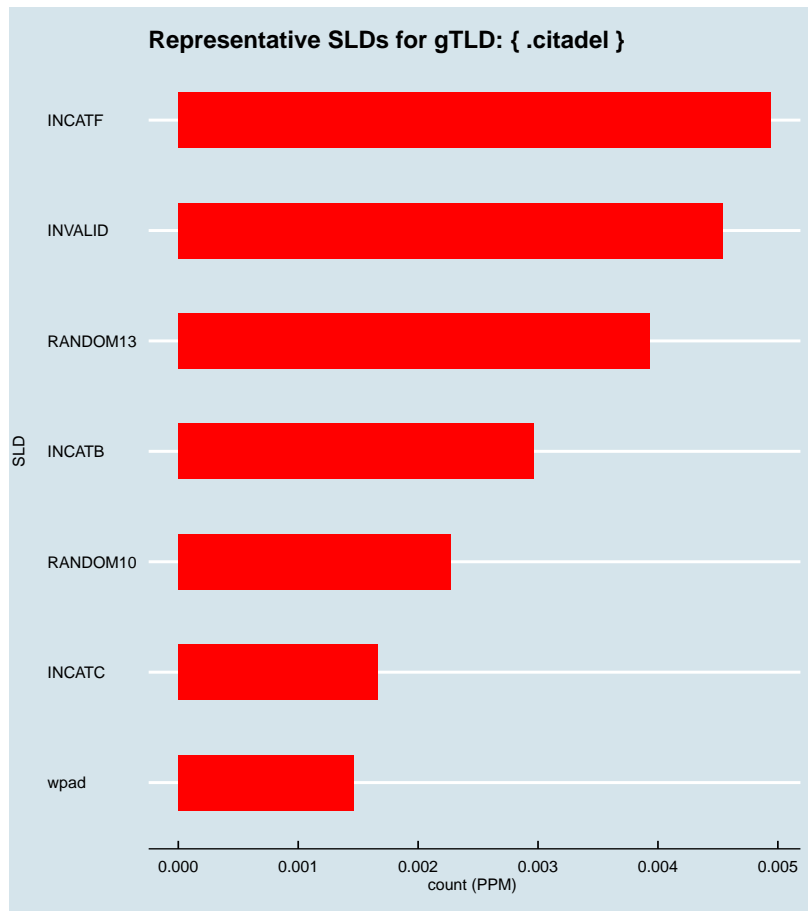


Figure 2.351: Representative SLDs for gTLD: { .citadel }. The *x* axis displays number of times (in parts per million) the corresponding SLD (*y* axis) was found in the gTLD.

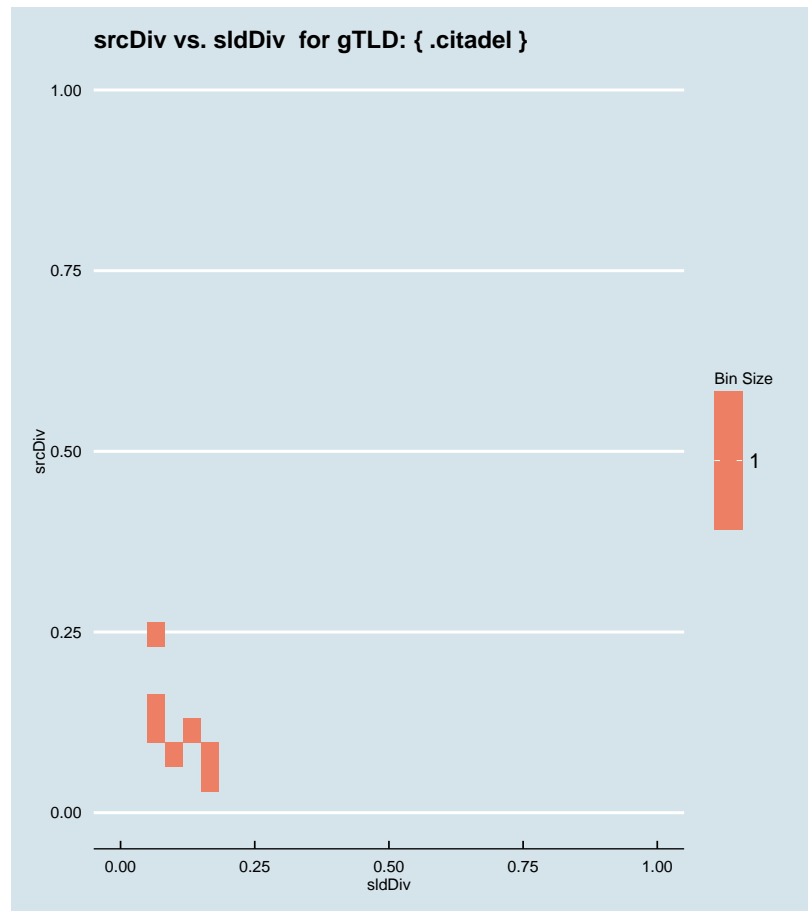


Figure 2.352: Binned scatter-plot of srcDiv and sldDiv for gTLD: { .citadel}.

### :: 2.245 Representative SLDs for gTLD: { .citi }

In this section, we collect representative SLDs related to gTLD: 'citi'. We found 7 unique SLDs after filtering. A total of 28910 records were considered representative and they are 79.149% of the gTLD dump. Since the total number of records for this gTLD is 28910, there are 0 non-representative records (NRep). In addition, this set comprises 1.18E-5 of the entire data-set. Table 2.177 shows the corresponding SLDs ordered by the level of importance. Figure 2.353 shows the record count (PPM) for each representative SLD. Figure 2.354 shows the binned scatter-plot of srcDiv and sldDiv.

► { .citi }  
Total SLDs: 7  
a-sldDiv: 79.149%  
a-oR: 0.001%  
NRep: 0

Individual SLD descriptors for gTLD: {.citi}										
SLD	count	sldDiv	$\phi$ -sldDiv	ipcount	srcDiv	$\phi$ -srcDiv	oR	a-srcDiv	a-oR	rem
sipinterna...	0.006	0.151	1.000	2.11E-4	0.038	0.004	2.26E-6	0.151	2.26E-6	23405
sipexterna...	0.006	0.151	1.000	2.03E-4	0.037	0.004	2.25E-6	0.301	4.51E-6	17905
sip	0.005	0.150	1.000	2.15E-4	0.039	0.004	2.24E-6	0.451	6.75E-6	12432
INCATB	0.004	0.113	1.000	5.49E-4	0.133	0.026	1.69E-6	0.564	8.44E-6	8316
INCATE	0.004	0.111	1.000	0.002	0.617	0.201	1.66E-6	0.675	1.01E-5	4269
INCATC	0.002	0.065	1.000	0.001	0.430	0.120	9.68E-7	0.739	1.11E-5	1908
iuo	0.002	0.052	1.000	3.9E-5	0.020	0.002	7.82E-7	0.791	1.18E-5	0

Table 2.177: Top 7 most significant SLDs for gTLD 'citi'. The SLD list holds 79.149% of the entries found in the gTLD and  $1.18E-5$  of the total number of entries for the entire experiment. **count** represents the number of records found for the SLD (in parts per million). **sldDiv** is the raw count divided by the number of records of this gTLD dump file. **oR** is the ratio of raw count to the total number of records of the experiment.  **$\phi$ -sldDiv** represents the  $\phi$  percentile of sldDiv on the entire data-set. **a-srcDiv** is the cumulative srcDiv variable. **a-oR** is the cumulative oR.



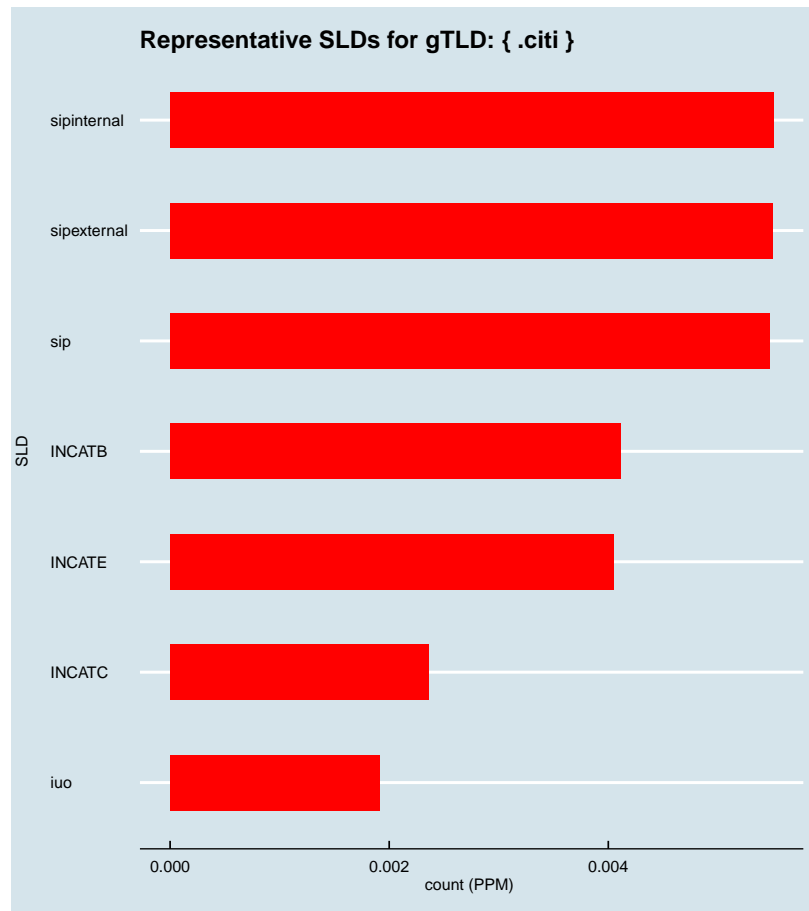


Figure 2.353: Representative SLDs for gTLD: { .citi}. The x axis displays number of times (in parts per million) the corresponding SLD (y axis) was found in the gTLD.

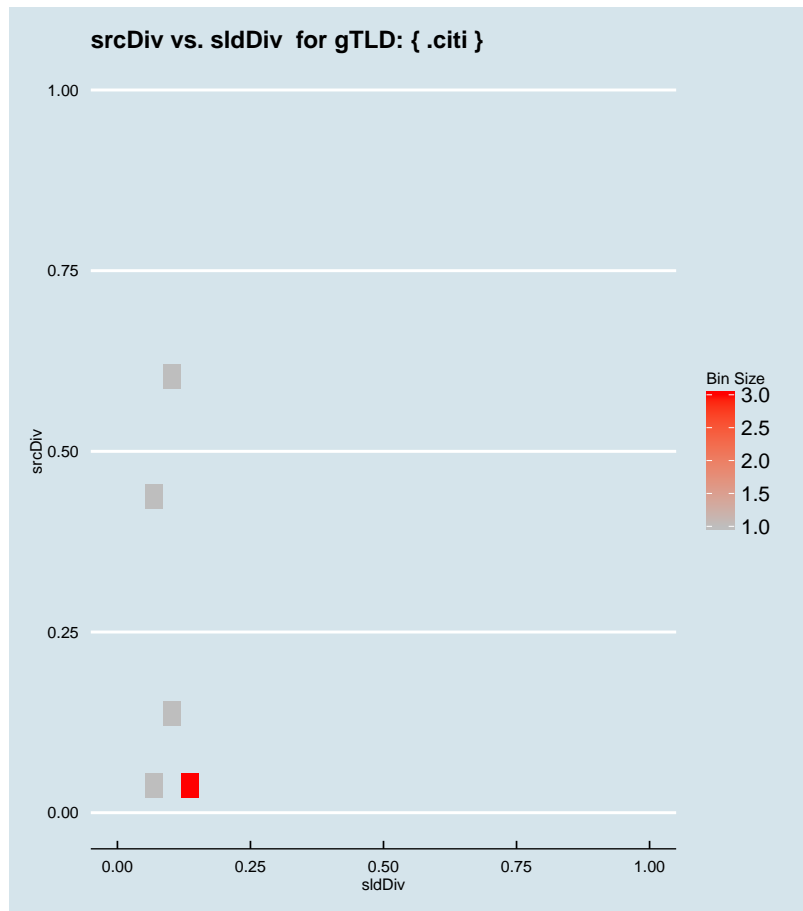


Figure 2.354: Binned scatter-plot of srcDiv and sldDiv for gTLD: { .citi}.

### :: 2.246 Representative SLDs for gTLD: { .citic }

In this section, we collect representative SLDs related to gTLD: 'citic'. We found 1 unique SLDs after filtering. A total of 5640 records were considered representative and they are 49.296% of the gTLD dump. Since the total number of records for this gTLD is 5640, there are 0 non-representative records (NRep). In addition, this set comprises 2.31E−6 of the entire data-set. Table 2.178 shows the corresponding SLDs ordered by the level of importance. Figure 2.355 shows the record count (PPM) for each representative SLD. Figure 2.356 shows the binned scatter-plot of srcDiv and sldDiv.

```
► { .citic }
Total SLDs: 1
a-sldDiv: 49.296%
a-oR: 0.000%
NRep: 0
```

Individual SLD descriptors for gTLD: {citic}										
<b>SLD</b>	<b>count</b>	<b>sldDiv</b>	$\phi$ - <b>sldDiv</b>	<b>ipcount</b>	<b>srcDiv</b>	$\phi$ - <b>srcDiv</b>	<b>oR</b>	<b>a-srcDiv</b>	<b>a-oR</b>	<b>rem</b>
INCATF	0.006	0.493	1.000	9.3E-5	0.016	0.001	2.31E-6	0.493	2.31E-6	0

Table 2.178: Top 1 most significant SLDs for gTLD 'citic'. The SLD list holds 49.296% of the entries found in the gTLD and 2.31E-6 of the total number of entries for the entire experiment. **count** represents the number of records found for the SLD (in parts per million). **sldDiv** is the raw count divided by the number of records of this gTLD dump file. **oR** is the ratio of raw count to the total number of records of the experiment.  $\phi$ -**sldDiv** represents the  $\phi$  percentile of sldDiv on the entire data-set. **a-srcDiv** is the cumulative srcDiv variable. **a-oR** is the cumulative oR.




Figure 2.355: Representative SLDs for gTLD: { .citic }. The  $x$  axis displays number of times (in parts per million) the corresponding SLD ( $y$  axis) was found in the gTLD.

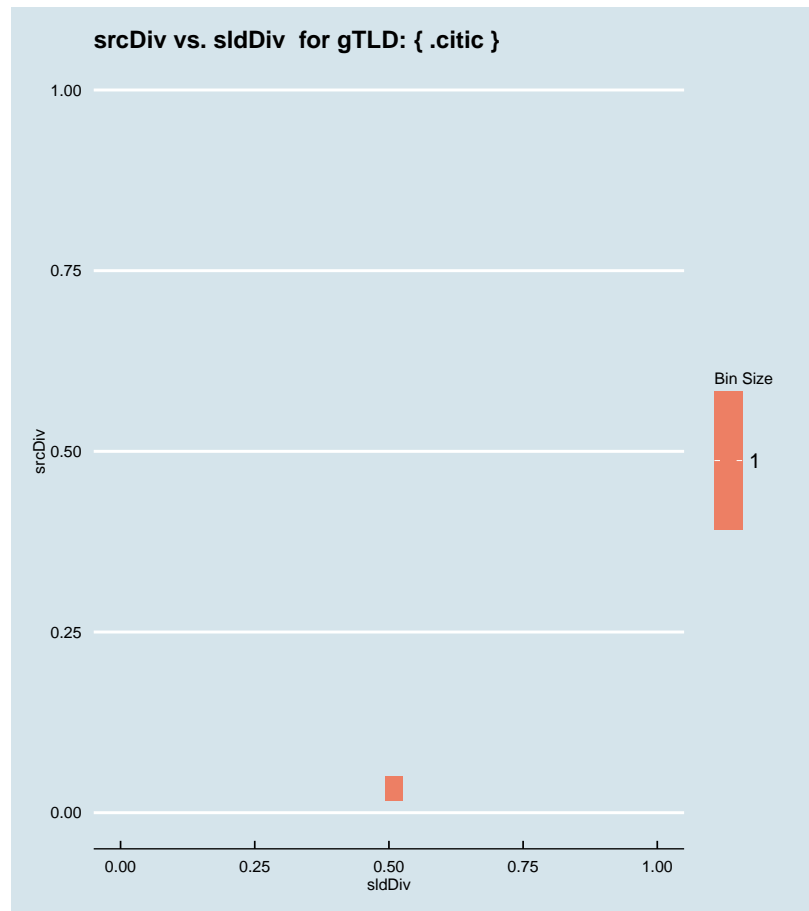


Figure 2.356: Binned scatter-plot of srcDiv and sldDiv for gTLD: {.citic}.

### :: 2.247 Representative SLDs for gTLD: {.city}

In this section, we collect representative SLDs related to gTLD: 'city'. We found 43 unique SLDs after filtering. A total of 557592 records were considered representative and they are 89.208% of the gTLD dump. Since the total number of records for this gTLD is 557592, there are 0 non-representative records (NRep). In addition, this set comprises  $2.29E-4$  of the entire data-set. Table 2.179 shows the corresponding SLDs ordered by the level of importance. Figure 2.357 shows the record count (PPM) for each representative SLD. Figure 2.358 shows the binned scatter-plot of srcDiv and sldDiv.

▶ {.city}  
Total SLDs: 43  
a-sldDiv: 89.208%  
a-oR: 0.023%  
NRep: 0

Individual SLD descriptors for gTLD: {city}										
SLD	count	sldDiv	$\phi$ -sldDiv	ipcount	srcDiv	$\phi$ -srcDiv	oR	a-srcDiv	a-oR	rem
INCATF	0.077	0.123	1.000	0.005	0.061	0.008	3.16E-5	0.123	3.16E-5	480575
RANDOM13	0.067	0.107	1.000	0.002	0.029	0.002	2.74E-5	0.230	5.89E-5	413761
INCATB	0.062	0.099	1.000	0.003	0.044	0.005	2.55E-5	0.330	8.44E-5	351626
INVALID	0.046	0.073	1.000	0.003	0.061	0.008	1.87E-5	0.402	1.03E-4	306044
RANDOM10	0.035	0.056	1.000	0.002	0.044	0.005	1.43E-5	0.458	1.17E-4	271212
baltimore	0.031	0.049	1.000	0.002	0.069	0.010	1.26E-5	0.508	1.3E-4	240358
danpro	0.029	0.047	1.000	6.52E-4	0.022	0.002	1.21E-5	0.555	1.42E-4	210911
coppell	0.027	0.044	1.000	4.7E-4	0.017	0.001	1.12E-5	0.598	1.53E-4	183639
aurora	0.023	0.038	1.000	0.001	0.063	0.009	9.62E-6	0.636	1.63E-4	160172
stpaul	0.022	0.035	1.000	0.001	0.051	0.006	9.08E-6	0.671	1.72E-4	138010
newline	0.021	0.034	1.000	2.79E-4	0.013	7.6E-4	8.73E-6	0.705	1.81E-4	116700
INCATC	0.016	0.026	0.999	0.003	0.195	0.043	6.68E-6	0.731	1.87E-4	100399
INCATE	0.012	0.019	0.999	0.004	0.342	0.097	4.79E-6	0.750	1.92E-4	88701
INCATD	0.012	0.018	0.999	0.002	0.143	0.027	4.74E-6	0.769	1.97E-4	77143
wpad	0.006	0.010	0.999	0.001	0.195	0.043	2.47E-6	0.778	1.99E-4	71118
fairfield	0.005	0.009	0.999	2.78E-4	0.051	0.006	2.22E-6	0.787	2.02E-4	65691
gotham	0.005	0.007	0.999	3.04E-4	0.066	0.009	1.89E-6	0.794	2.03E-4	61080
kamloops	0.005	0.007	0.999	3.35E-4	0.073	0.011	1.89E-6	0.802	2.05E-4	56479
southbend	0.004	0.007	0.999	5.53E-4	0.128	0.025	1.76E-6	0.809	2.07E-4	52175
folsom	0.004	0.007	0.999	4.73E-4	0.115	0.021	1.69E-6	0.815	2.09E-4	48054
semcitypag...	0.004	0.006	0.999	2.77E-4	0.078	0.012	1.45E-6	0.821	2.1E-4	44509
westland	0.003	0.005	0.999	2.31E-4	0.071	0.010	1.33E-6	0.826	2.12E-4	41262
isatap	0.003	0.005	0.999	9.49E-4	0.294	0.075	1.32E-6	0.831	2.13E-4	38035
fairborn	0.003	0.005	0.999	4.75E-4	0.156	0.032	1.25E-6	0.836	2.14E-4	34996
mtnview	0.003	0.005	0.999	4.26E-4	0.147	0.030	1.19E-6	0.841	2.15E-4	32096
fat	0.003	0.005	0.999	2.9E-4	0.102	0.018	1.16E-6	0.845	2.17E-4	29255
SHORTSLD	0.003	0.004	0.999	0.002	0.540	0.182	1.15E-6	0.850	2.18E-4	26454
police	0.002	0.004	0.998	1.91E-4	0.081	0.012	9.7E-7	0.854	2.19E-4	24087
didan	0.002	0.004	0.998	5.01E-4	0.222	0.051	9.25E-7	0.857	2.2E-4	21831
syn	0.002	0.004	0.998	2.7E-5	0.012	6.91E-4	8.99E-7	0.861	2.2E-4	19637
antony	0.002	0.003	0.998	6.9E-5	0.036	0.003	7.96E-7	0.864	2.21E-4	17695
mail1	0.002	0.003	0.998	5.8E-5	0.030	0.003	7.9E-7	0.867	2.22E-4	15768
houston	0.002	0.003	0.998	3.2E-5	0.018	0.001	7.28E-7	0.870	2.23E-4	13991
chiba	0.002	0.003	0.998	2.4E-5	0.014	8.1E-4	7.21E-7	0.873	2.23E-4	12231
nashua	0.002	0.002	0.998	1.17E-4	0.077	0.012	6.21E-7	0.875	2.24E-4	10716

Table 2.179: Top 35 most significant SLDs for gTLD 'city'. The SLD list holds 89.208% of the entries found in the gTLD and 2.29E-4 of the total number of entries for the entire experiment. **count** represents the number of records found for the SLD (in parts per million). **sldDiv** is the raw count divided by the number of records of this gTLD dump file. **oR** is the ratio of raw count to the total number of records of the experiment.  **$\phi$ -sldDiv** represents the  $\phi$  percentile of sldDiv on the entire data-set. **a-srcDiv** is the cumulative srcDiv variable. **a-oR** is the cumulative oR.

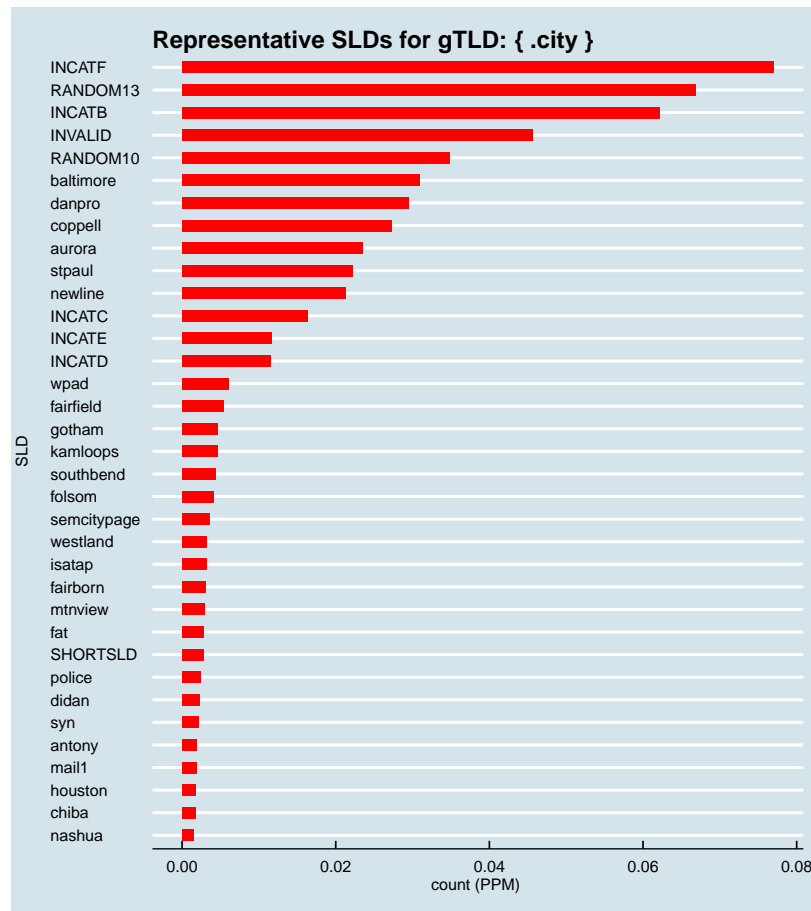


Figure 2.357: Representative SLDs for gTLD: { .city }. The x axis displays number of times (in parts per million) the corresponding SLD (y axis) was found in the gTLD.

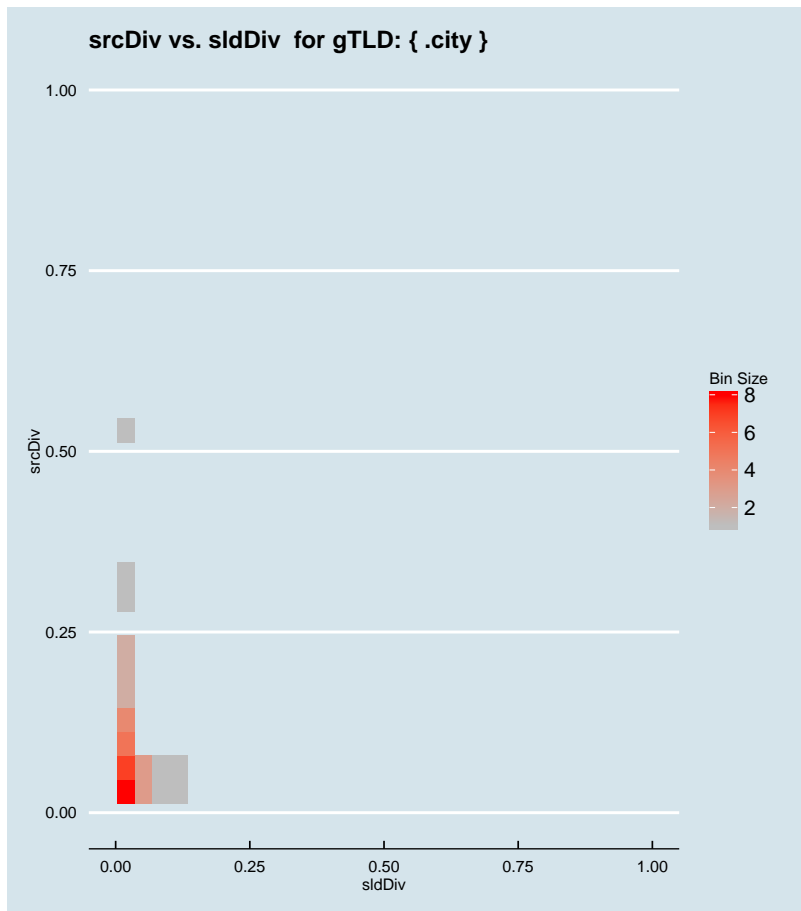


Figure 2.358: Binned scatter-plot of srcDiv and sldDiv for gTLD: {.city}.

⚡ 2.248 Representative SLDs for gTLD: {.cityeats}

In this section, we collect representative SLDs related to gTLD: 'cityeats'. We found 0 unique SLDs after filtering. A total of 0 records were considered representative and they are 0.000% of the gTLD dump. Since the total number of records for this gTLD is 0, there are 0 non-representative records (NRep). In addition, this set comprises 0E0 of the entire data-set.

► {.cityeats}  
 Total SLDs: 0  
 a-sldDiv: 0.000%  
 a-oR: 0.000%  
 NRep: 0

⚡ 2.249 Representative SLDs for gTLD: {.claims}

In this section, we collect representative SLDs related to gTLD: 'claims'. We found 1

► {.claims}  
 Total SLDs: 1  
 a-sldDiv: 10.945%  
 a-oR: 0.000%  
 NRep: 0



unique SLDs after filtering. A total of 1346 records were considered representative and they are 10.945% of the gTLD dump. Since the total number of records for this gTLD is 1346, there are 0 non-representative records (NRep). In addition, this set comprises  $5.52E-7$  of the entire data-set. Table 2.180 shows the corresponding SLDs ordered by the level of importance. Figure 2.359 shows the record count (PPM) for each representative SLD. Figure 2.360 shows the binned scatter-plot of srcDiv and sldDiv.

Individual SLD descriptors for gTLD: {claims}										
SLD	count	sldDiv	$\phi$ -sldDiv	ipcount	srcDiv	$\phi$ -srcDiv	oR	a-srcDiv	a-oR	rem
INCATF	0.001	0.109	1.000	$1.3E-5$	0.010	$4.72E-4$	$5.52E-7$	0.109	$5.52E-7$	0

Table 2.180: Top 1 most significant SLDs for gTLD 'claims'. The SLD list holds 10.945% of the entries found in the gTLD and  $5.52E-7$  of the total number of entries for the entire experiment. **count** represents the number of records found for the SLD (in parts per million). **sldDiv** is the raw count divided by the number of records of this gTLD dump file. **oR** is the ratio of raw count to the total number of records of the experiment.  **$\phi$ -sldDiv** represents the  $\phi$  percentile of sldDiv on the entire data-set. **a-srcDiv** is the cumulative srcDiv variable. **a-oR** is the cumulative oR.




Figure 2.359: Representative SLDs for gTLD: { .claims }. The *x* axis displays number of times (in parts per million) the corresponding SLD (*y* axis) was found in the gTLD.

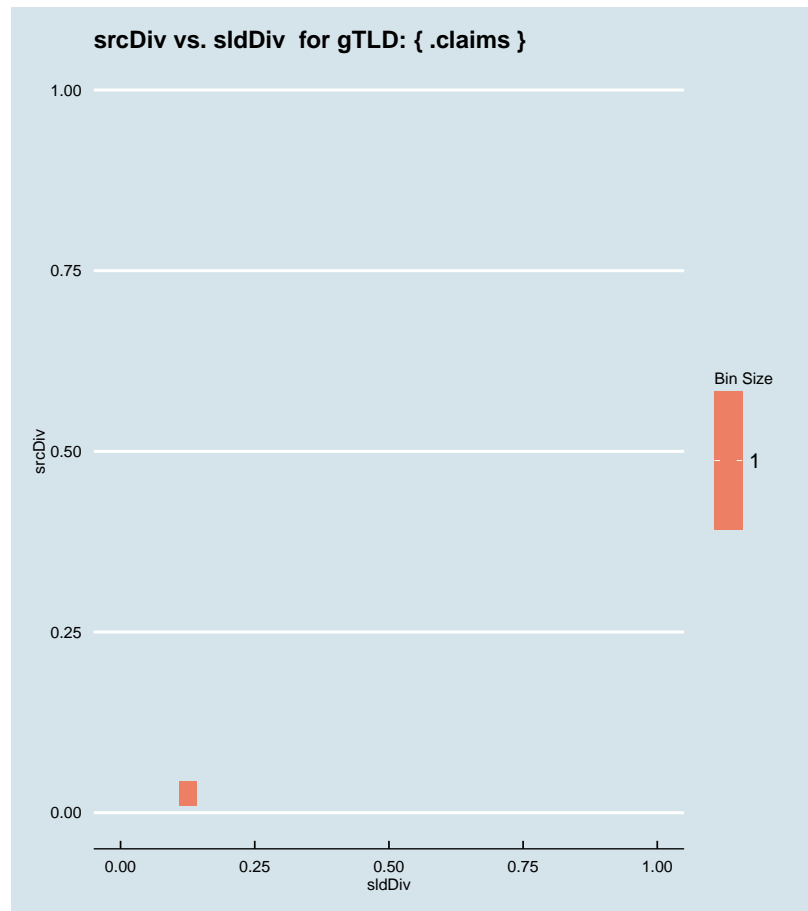


Figure 2.360: Binned scatter-plot of srcDiv and sldDiv for gTLD: {.claims}.

### :: 2.250 Representative SLDs for gTLD: {.cleaning}

In this section, we collect representative SLDs related to gTLD: 'cleaning'. We found 0 unique SLDs after filtering. A total of 0 records were considered representative and they are 0.000% of the gTLD dump. Since the total number of records for this gTLD is 0, there are 0 non-representative records (NRep). In addition, this set comprises 0E0 of the entire data-set.

► {.cleaning}  
Total SLDs: 0  
a-sldDiv: 0.000%  
a-oR: 0.000%  
NRep: 0

### :: 2.251 Representative SLDs for gTLD: {.click}

In this section, we collect representative SLDs related to gTLD: 'click'. We found 9

► {.click}  
Total SLDs: 9  
a-sldDiv: 80.314%  
a-oR: 0.001%  
NRep: 0

unique SLDs after filtering. A total of 34417 records were considered representative and they are 80.314% of the gTLD dump. Since the total number of records for this gTLD is 34417, there are 0 non-representative records (NRep). In addition, this set comprises  $1.41E-5$  of the entire data-set. Table 2.181 shows the corresponding SLDs ordered by the level of importance. Figure 2.361 shows the record count (PPM) for each representative SLD. Figure 2.362 shows the binned scatter-plot of srcDiv and sldDiv.

Individual SLD descriptors for gTLD: {click}										
SLD	count	sldDiv	$\phi$ -sldDiv	ipcount	srcDiv	$\phi$ -srcDiv	oR	a-srcDiv	a-oR	rem
INCATI	0.015	0.350	1.000	0.001	0.085	0.013	$6.15E-6$	0.350	$6.15E-6$	19417
INCATB	0.005	0.116	1.000	0.002	0.379	0.105	$2.04E-6$	0.466	$8.19E-6$	14442
RANDOM13	0.004	0.087	1.000	$5.46E-4$	0.146	0.030	$1.53E-6$	0.553	$9.71E-6$	10713
RANDOM10	0.002	0.052	1.000	$2.88E-4$	0.129	0.025	$9.17E-7$	0.605	$1.06E-5$	8475
INCATE	0.002	0.047	1.000	0.001	0.625	0.202	$8.21E-7$	0.652	$1.15E-5$	6472
INVALID	0.002	0.046	1.000	$3.77E-4$	0.189	0.042	$8.16E-7$	0.699	$1.23E-5$	4482
hop	0.002	0.038	1.000	$8E-4$	0.486	0.130	$6.75E-7$	0.737	$1.29E-5$	2836
SHORTSLD	0.002	0.038	1.000	$9.36E-4$	0.577	0.190	$6.65E-7$	0.775	$1.36E-5$	1213
INCATC	0.001	0.028	0.999	$6.81E-4$	0.561	0.186	$4.97E-7$	0.803	$1.41E-5$	0

Table 2.181: Top 9 most significant SLDs for gTLD 'click'. The SLD list holds 80.314% of the entries found in the gTLD and  $1.41E-5$  of the total number of entries for the entire experiment. **count** represents the number of records found for the SLD (in parts per million). **sldDiv** is the raw count divided by the number of records of this gTLD dump file. **oR** is the ratio of raw count to the total number of records of the experiment.  **$\phi$ -sldDiv** represents the  $\phi$  percentile of sldDiv on the entire data-set. **a-srcDiv** is the cumulative srcDiv variable. **a-oR** is the cumulative oR.

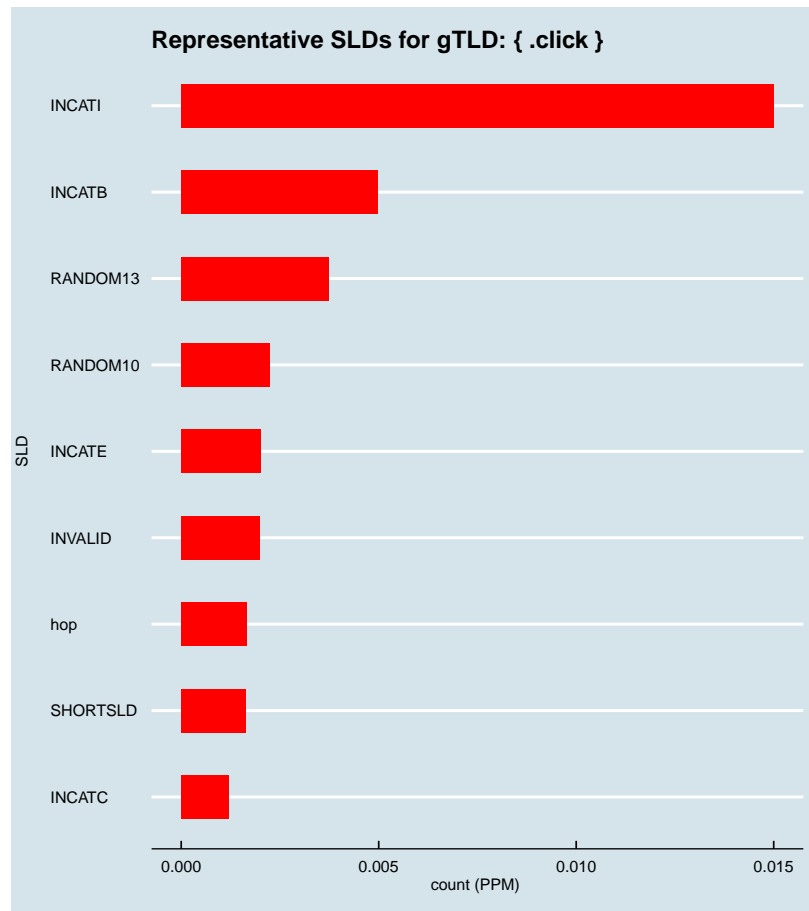


Figure 2.361: Representative SLDs for gTLD: { .click}. The  $x$  axis displays number of times (in parts per million) the corresponding SLD ( $y$  axis) was found in the gTLD.

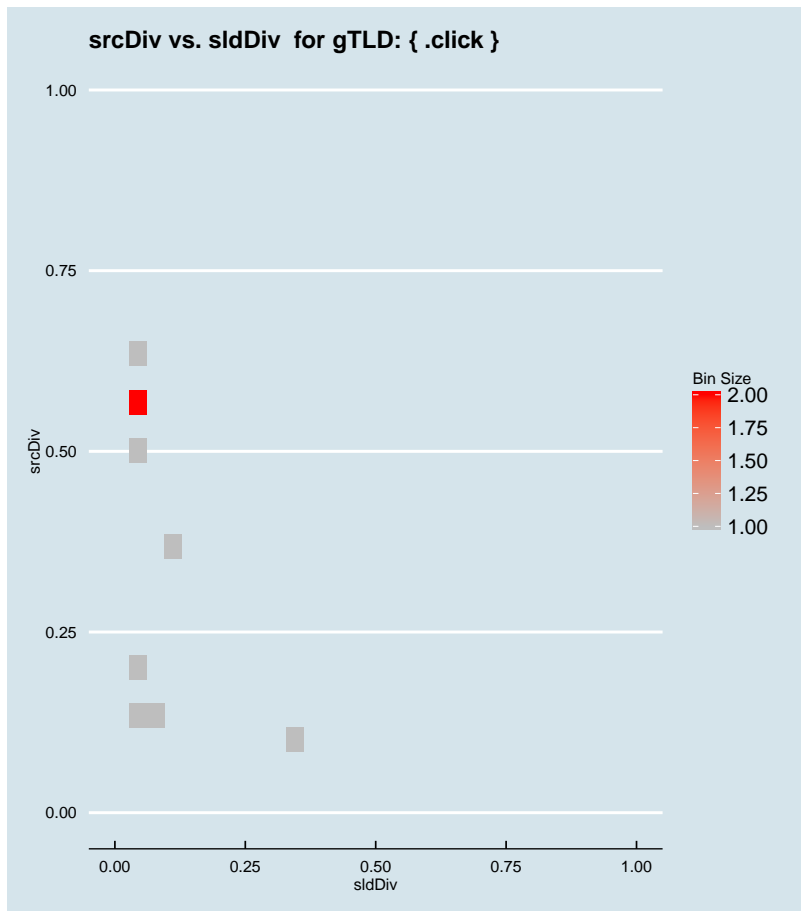


Figure 2.362: Binned scatter-plot of srcDiv and sldDiv for gTLD: { .click }.

### :: 2.252 Representative SLDs for gTLD: { .clinic }

In this section, we collect representative SLDs related to gTLD: 'clinic'. We found 16 unique SLDs after filtering. A total of 73910 records were considered representative and they are 77.413% of the gTLD dump. Since the total number of records for this gTLD is 73910, there are 0 non-representative records (NRep). In addition, this set comprises  $3.03E-5$  of the entire data-set. Table 2.182 shows the corresponding SLDs ordered by the level of importance. Figure 2.363 shows the record count (PPM) for each representative SLD. Figure 2.364 shows the binned scatter-plot of srcDiv and sldDiv.

► { .clinic }  
 Total SLDs: 16  
 a-sldDiv: 77.413%  
 a-oR: 0.003%  
 NRep: 0

Individual SLD descriptors for gTLD: {clinic}										
SLD	count	sldDiv	$\phi$ -sldDiv	ipcount	srcDiv	$\phi$ -srcDiv	oR	a-srcDiv	a-oR	rem
INCATF	0.013	0.133	1.000	0.001	0.100	0.016	5.21E-6	0.133	5.21E-6	61193
mjlife	0.012	0.125	1.000	5.14E-4	0.043	0.005	4.88E-6	0.258	1.01E-5	49273
INCATC	0.008	0.084	1.000	5.5E-4	0.068	0.010	3.3E-6	0.342	1.34E-5	41210
INVALID	0.007	0.072	1.000	4.65E-4	0.068	0.010	2.82E-6	0.415	1.62E-5	34325
INCATB	0.007	0.068	1.000	3.69E-4	0.057	0.007	2.67E-6	0.483	1.89E-5	27798
RANDOM13	0.006	0.062	1.000	9.72E-4	0.163	0.034	2.44E-6	0.545	2.13E-5	21839
breast	0.005	0.054	1.000	2E-6	3.9E-4	4.98E-6	2.1E-6	0.599	2.34E-5	16706
cerner	0.003	0.027	0.999	2.12E-4	0.083	0.013	1.05E-6	0.626	2.45E-5	14138
RANDOM10	0.003	0.026	0.999	3.14E-4	0.124	0.023	1.04E-6	0.653	2.55E-5	11608
wpad	0.002	0.023	0.999	4.58E-4	0.205	0.048	9.18E-7	0.676	2.64E-5	9369
INCATD	0.002	0.023	0.999	3.61E-4	0.164	0.034	9.04E-7	0.699	2.74E-5	7163
toccoa	0.002	0.020	0.999	2.4E-4	0.126	0.024	7.79E-7	0.719	2.81E-5	5262
isatap	0.001	0.015	0.999	5.5E-4	0.382	0.105	5.9E-7	0.734	2.87E-5	3823
root	0.001	0.015	0.999	1.78E-4	0.129	0.025	5.68E-7	0.749	2.93E-5	2438
fpao	0.001	0.013	0.999	9.7E-5	0.079	0.012	5.06E-7	0.762	2.98E-5	1203
guamsda	0.001	0.013	0.999	3.84E-4	0.319	0.081	4.93E-7	0.774	3.03E-5	0

Table 2.182: Top 16 most significant SLDs for gTLD 'clinic'. The SLD list holds 77.413% of the entries found in the gTLD and 3.03E-5 of the total number of entries for the entire experiment. **count** represents the number of records found for the SLD (in parts per million). **sldDiv** is the raw count divided by the number of records of this gTLD dump file. **oR** is the ratio of raw count to the total number of records of the experiment.  **$\phi$ -sldDiv** represents the  $\phi$  percentile of sldDiv on the entire data-set. **a-srcDiv** is the cumulative srcDiv variable. **a-oR** is the cumulative oR.

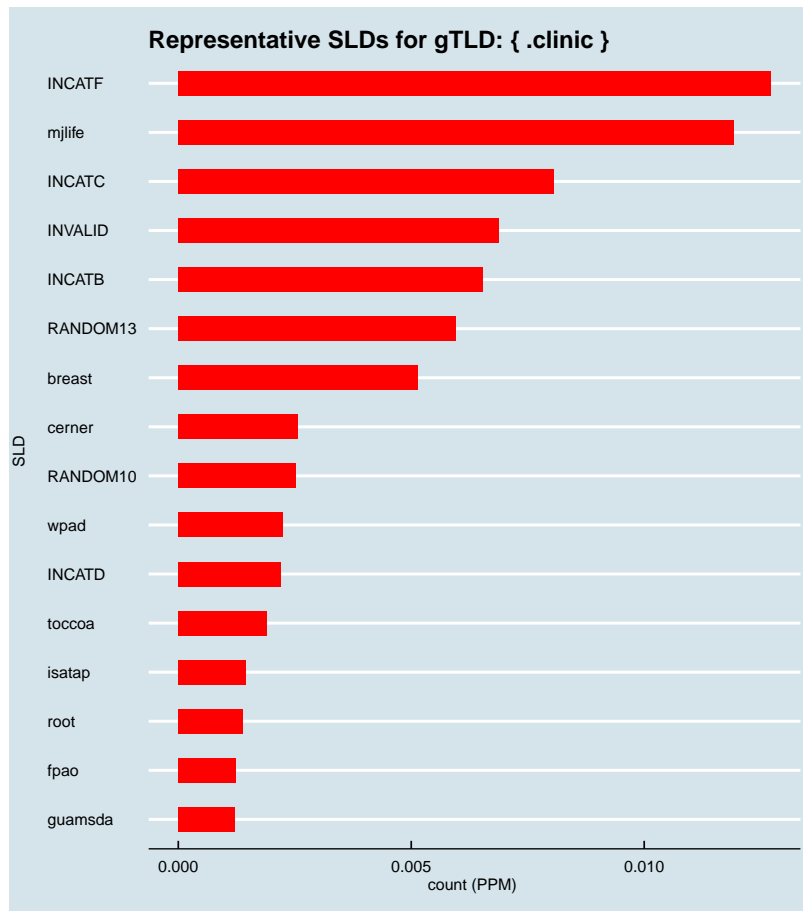


Figure 2.363: Representative SLDs for gTLD: { .clinic}. The x axis displays number of times (in parts per million) the corresponding SLD (y axis) was found in the gTLD.



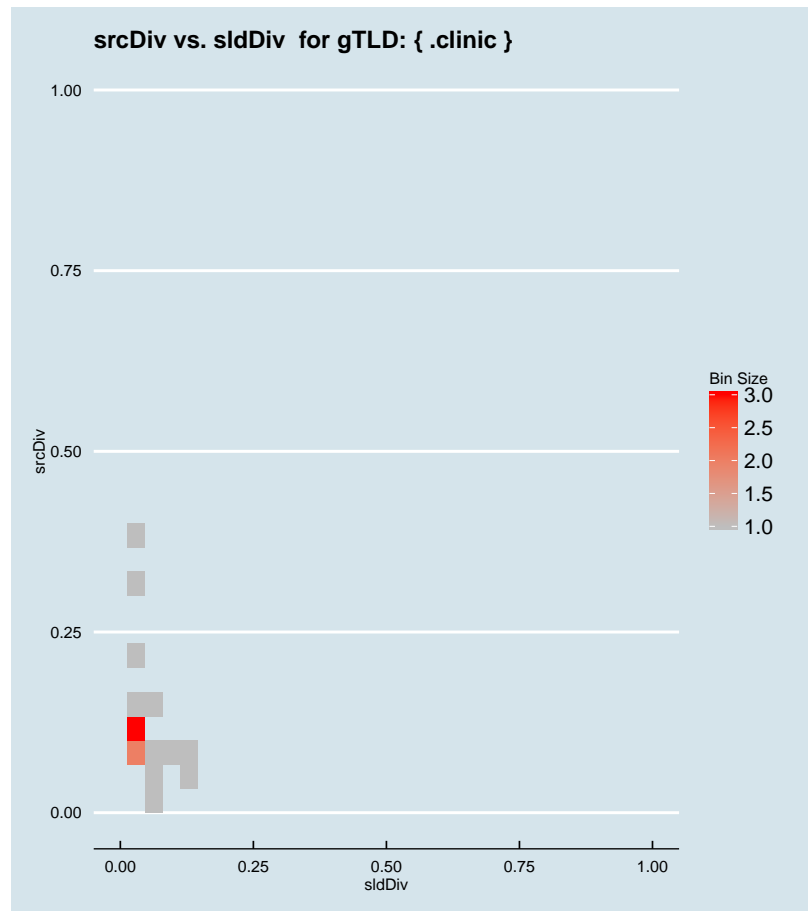


Figure 2.364: Binned scatter-plot of srcDiv and sldDiv for gTLD: { .clinic}.

### :: 2.253 Representative SLDs for gTLD: { .clinique }

In this section, we collect representative SLDs related to gTLD: 'clinique'. We found 2 unique SLDs after filtering. A total of 5484 records were considered representative and they are 31.986% of the gTLD dump. Since the total number of records for this gTLD is 5484, there are 0 non-representative records (NRep). In addition, this set comprises 2.25E-6 of the entire data-set. Table 2.183 shows the corresponding SLDs ordered by the level of importance. Figure 2.365 shows the record count (PPM) for each representative SLD. Figure 2.366 shows the binned scatter-plot of srcDiv and sldDiv.

► { .clinique }  
Total SLDs: 2  
a-sldDiv: 31.986%  
a-oR: 0.000%  
NRep: 0



Individual SLD descriptors for gTLD: {clinique}										
SLD	count	sldDiv	$\phi$ -sldDiv	ipcount	srcDiv	$\phi$ -srcDiv	oR	a-srcDiv	a-oR	rem
INVALID	0.004	0.227	1.000	1.15E-4	0.030	0.003	1.59E-6	0.227	1.59E-6	1593
INCATB	0.002	0.093	1.000	1.02E-4	0.064	0.009	6.53E-7	0.320	2.25E-6	0

Table 2.183: Top 2 most significant SLDs for gTLD 'clinique'. The SLD list holds 31.986% of the entries found in the gTLD and 2.25E-6 of the total number of entries for the entire experiment. **count** represents the number of records found for the SLD (in parts per million). **sldDiv** is the raw count divided by the number of records of this gTLD dump file. **oR** is the ratio of raw count to the total number of records of the experiment.  $\phi$ -**sldDiv** represents the  $\phi$  percentile of sldDiv on the entire data-set. **a-srcDiv** is the cumulative srcDiv variable. **a-oR** is the cumulative oR.

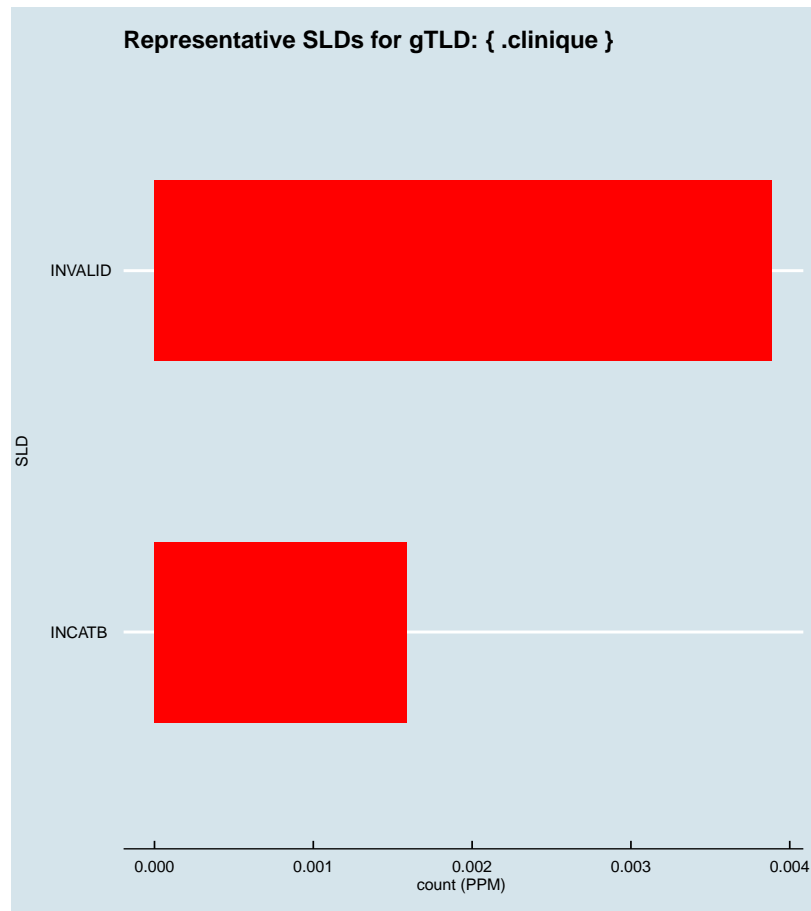


Figure 2.365: Representative SLDs for gTLD: { .clinique }. The  $x$  axis displays number of times (in parts per million) the corresponding SLD ( $y$  axis) was found in the gTLD.

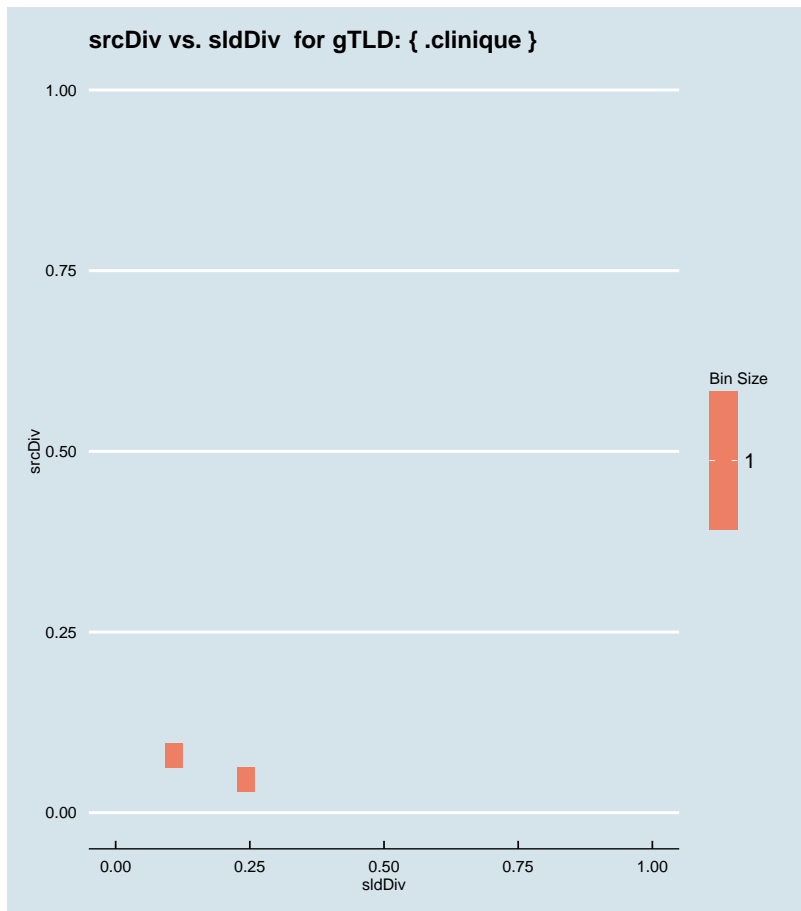


Figure 2.366: Binned scatter-plot of srcDiv and sldDiv for gTLD: { .clinique}.

### :: 2.254 Representative SLDs for gTLD: { .clothing }

In this section, we collect representative SLDs related to gTLD: 'clothing'. We found 0 unique SLDs after filtering. A total of 0 records were considered representative and they are 0.000% of the gTLD dump. Since the total number of records for this gTLD is 0, there are 0 non-representative records (NRep). In addition, this set comprises 0E0 of the entire data-set.

```
► { .clothing }
Total SLDs: 0
a-sldDiv: 0.000%
a-oR: 0.000%
NRep: 0
```

### :: 2.255 Representative SLDs for gTLD: { .cloud }

In this section, we collect representative SLDs related to gTLD: 'cloud'. We found 47

```
► { .cloud }
Total SLDs: 47
a-sldDiv: 82.853%
a-oR: 0.023%
NRep: 0
```

unique SLDs after filtering. A total of 557756 records were considered representative and they are 82.853% of the gTLD dump. Since the total number of records for this gTLD is 557756, there are 0 non-representative records (NRep). In addition, this set comprises  $2.29\text{E}-4$  of the entire data-set. Table 2.184 shows the corresponding SLDs ordered by the level of importance. Figure 2.367 shows the record count (PPM) for each representative SLD. Figure 2.368 shows the binned scatter-plot of srcDiv and sldDiv.

Individual SLD descriptors for gTLD: {cloud}										
SLD	count	sldDiv	$\phi$ -sldDiv	ipcount	srcDiv	$\phi$ -srcDiv	oR	a-srcDiv	a-oR	rem
INCATB	0.097	0.144	1.000	0.003	0.028	0.002	3.96E-5	0.144	3.96E-5	461106
INCATF	0.093	0.138	1.000	0.004	0.047	0.005	3.81E-5	0.282	7.77E-5	368219
RANDOM13	0.071	0.106	1.000	0.002	0.030	0.003	2.92E-5	0.388	1.07E-4	296886
prod2	0.043	0.063	1.000	1.2E-5	2.81E-4	3.04E-6	1.75E-5	0.451	1.24E-4	254152
RANDOM10	0.035	0.051	1.000	0.002	0.071	0.010	1.42E-5	0.502	1.39E-4	219511
INCATD	0.029	0.043	1.000	0.001	0.036	0.003	1.2E-5	0.546	1.51E-4	190284
INCATC	0.028	0.042	1.000	0.002	0.079	0.012	1.16E-5	0.588	1.62E-4	161937
INVALID	0.021	0.031	1.000	0.001	0.066	0.009	8.64E-6	0.619	1.71E-4	140845
aeci	0.018	0.026	0.999	4.72E-4	0.027	0.002	7.26E-6	0.646	1.78E-4	123118
prod1	0.011	0.016	0.999	1.2E-5	0.001	2E-5	4.31E-6	0.661	1.82E-4	112600
SHORTSLD	0.008	0.012	0.999	6.68E-4	0.086	0.014	3.18E-6	0.673	1.86E-4	104843
compulink	0.008	0.011	0.999	9.92E-4	0.129	0.025	3.15E-6	0.684	1.89E-4	97163
wpad	0.007	0.011	0.999	0.001	0.137	0.027	3.05E-6	0.695	1.92E-4	89723
unitedsys...	0.006	0.009	0.999	8.58E-4	0.146	0.030	2.4E-6	0.704	1.94E-4	83858
ippon	0.005	0.008	0.999	1.88E-4	0.035	0.003	2.17E-6	0.712	1.96E-4	78558
corp2	0.005	0.008	0.999	6E-6	0.001	1.97E-5	2.17E-6	0.720	1.99E-4	73263
corp1	0.005	0.007	0.999	1E-5	0.002	5.19E-5	2.03E-6	0.727	2.01E-4	68321
isatap	0.005	0.007	0.999	9.52E-4	0.201	0.048	1.94E-6	0.734	2.03E-4	63593
ambifox	0.005	0.007	0.999	7.9E-5	0.017	0.001	1.89E-6	0.741	2.04E-4	58974
truewater	0.004	0.006	0.999	9.95E-4	0.229	0.054	1.78E-6	0.747	2.06E-4	54632
fusyx	0.004	0.006	0.999	4.41E-4	0.107	0.019	1.69E-6	0.753	2.08E-4	50515
impact	0.004	0.006	0.999	4.63E-4	0.115	0.021	1.65E-6	0.759	2.1E-4	46485
ns2	0.003	0.005	0.999	0.001	0.369	0.102	1.42E-6	0.765	2.11E-4	43030
ns1	0.003	0.005	0.999	0.001	0.372	0.102	1.41E-6	0.770	2.12E-4	39595
cspot	0.003	0.004	0.998	7.85E-4	0.291	0.075	1.11E-6	0.774	2.13E-4	36894
halldis	0.003	0.004	0.998	1.55E-4	0.058	0.007	1.09E-6	0.778	2.15E-4	34225
meepcraft	0.003	0.004	0.998	2.6E-5	0.010	5.23E-4	1.03E-6	0.781	2.16E-4	31717
fecyt	0.002	0.003	0.998	1.67E-4	0.080	0.012	8.59E-7	0.785	2.16E-4	29620
lab	0.002	0.003	0.998	2.1E-5	0.010	5.29E-4	8.25E-7	0.788	2.17E-4	27607
hostex	0.002	0.003	0.998	4E-6	0.002	5.22E-5	8.08E-7	0.790	2.18E-4	25635
contoso	0.002	0.003	0.998	3E-6	0.002	3.5E-5	7.91E-7	0.793	2.19E-4	23704
icb-vctr	0.002	0.003	0.998	8.4E-5	0.045	0.005	7.72E-7	0.796	2.2E-4	21820
dns7	0.002	0.003	0.998	3.09E-4	0.183	0.040	6.93E-7	0.799	2.2E-4	20128
oort	0.002	0.002	0.998	8E-6	0.005	1.83E-4	6.68E-7	0.801	2.21E-4	18497
thinkbig	0.002	0.002	0.998	3.59E-4	0.221	0.051	6.66E-7	0.803	2.22E-4	16871

Table 2.184: Top 35 most significant SLDs for gTLD 'cloud'. The SLD list holds 82.853% of the entries found in the gTLD and 2.29E-4 of the total number of entries for the entire experiment. **count** represents the number of records found for the SLD (in parts per million). **sldDiv** is the raw count divided by the number of records of this gTLD dump file. **oR** is the ratio of raw count to the total number of records of the experiment.  $\phi$ -**sldDiv** represents the  $\phi$  percentile of sldDiv on the entire data-set. **a-srcDiv** is the cumulative srcDiv variable. **a-oR** is the cumulative oR.

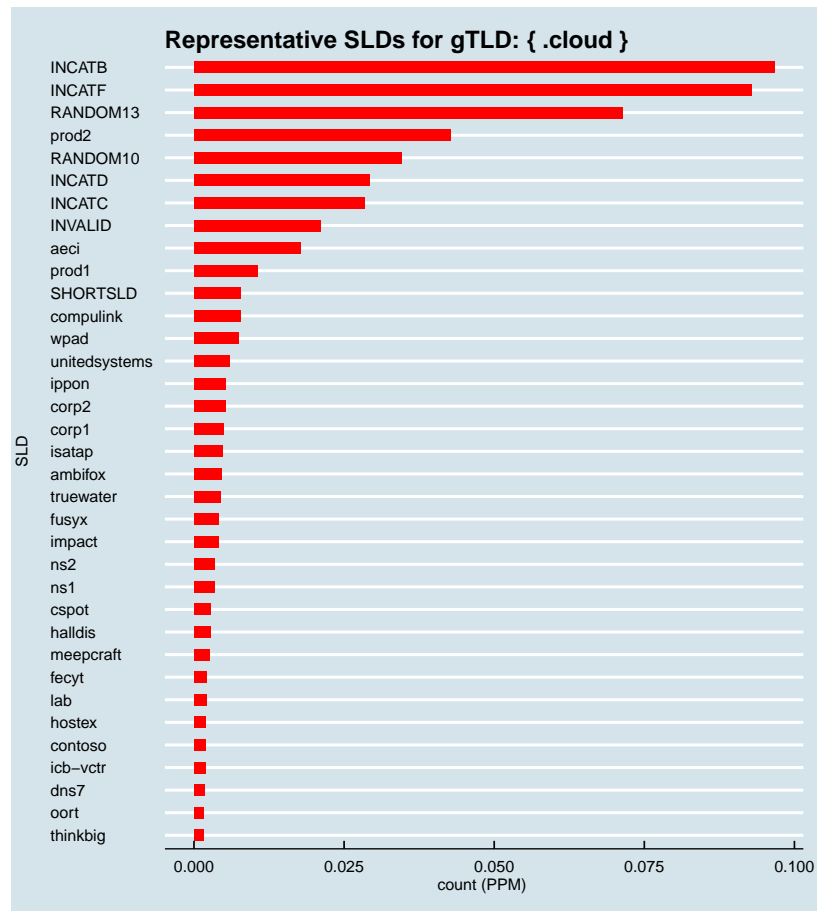


Figure 2.367: Representative SLDs for gTLD: { .cloud}. The  $x$  axis displays number of times (in parts per million) the corresponding SLD ( $y$  axis) was found in the gTLD.

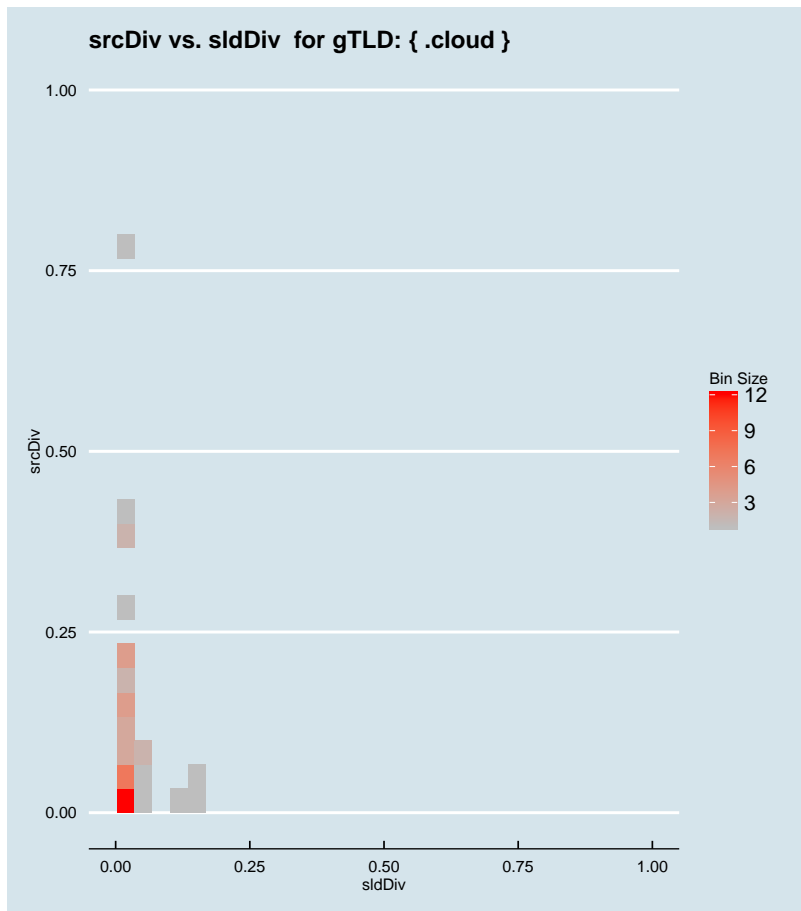


Figure 2.368: Binned scatter-plot of srcDiv and sldDiv for gTLD: {.cloud}.

### :: 2.256 Representative SLDs for gTLD: {.club}

In this section, we collect representative SLDs related to gTLD: 'club'. We found 15 unique SLDs after filtering. A total of 132697 records were considered representative and they are 76.040% of the gTLD dump. Since the total number of records for this gTLD is 132697, there are 0 non-representative records (NRep). In addition, this set comprises  $5.44E-5$  of the entire data-set. Table 2.185 shows the corresponding SLDs ordered by the level of importance. Figure 2.369 shows the record count (PPM) for each representative SLD. Figure 2.370 shows the binned scatter-plot of srcDiv and sldDiv.

► {.club}  
 Total SLDs: 15  
 a-sldDiv: 76.040%  
 a-oR: 0.005%  
 NRep: 0



Individual SLD descriptors for gTLD: {club}										
SLD	count	sldDiv	$\phi$ -sldDiv	ipcount	srcDiv	$\phi$ -srcDiv	oR	a-srcDiv	a-oR	rem
INCATB	0.025	0.145	1.000	0.003	0.109	0.019	1.03E-5	0.145	1.03E-5	107460
INVALID	0.023	0.131	1.000	0.001	0.062	0.008	9.34E-6	0.275	1.97E-5	84661
INCATF	0.019	0.111	1.000	0.001	0.061	0.008	7.9E-6	0.386	2.76E-5	65372
RANDOM13	0.015	0.088	1.000	8.35E-4	0.055	0.007	6.26E-6	0.473	3.39E-5	50094
RANDOM10	0.013	0.073	1.000	9.99E-4	0.078	0.012	5.25E-6	0.547	3.91E-5	37278
INCATC	0.010	0.058	1.000	0.003	0.308	0.079	4.14E-6	0.605	4.32E-5	27164
INCATE	0.005	0.028	0.999	0.003	0.614	0.200	2.03E-6	0.633	4.53E-5	22217
kennel	0.005	0.028	0.999	1.8E-4	0.037	0.004	1.99E-6	0.661	4.73E-5	17371
SHORTSLD	0.005	0.026	0.999	9.8E-4	0.213	0.050	1.88E-6	0.687	4.91E-5	12778
wpad	0.003	0.019	0.999	4.18E-4	0.123	0.022	1.39E-6	0.707	5.05E-5	9391
jenavi	0.003	0.016	0.999	2.7E-5	0.009	4.6E-4	1.17E-6	0.723	5.17E-5	6534
ehhen	0.002	0.011	0.999	5.4E-5	0.027	0.002	8.18E-7	0.734	5.25E-5	4537
sun	0.002	0.011	0.999	2.51E-4	0.129	0.025	7.96E-7	0.746	5.33E-5	2594
INCATD	0.001	0.008	0.999	1.45E-4	0.111	0.019	5.36E-7	0.753	5.39E-5	1285
isatap	0.001	0.007	0.999	4.14E-4	0.322	0.081	5.27E-7	0.760	5.44E-5	0

Table 2.185: Top 15 most significant SLDs for gTLD 'club'. The SLD list holds 76.040% of the entries found in the gTLD and 5.44E-5 of the total number of entries for the entire experiment. **count** represents the number of records found for the SLD (in parts per million). **sldDiv** is the raw count divided by the number of records of this gTLD dump file. **oR** is the ratio of raw count to the total number of records of the experiment.  **$\phi$ -sldDiv** represents the  $\phi$  percentile of sldDiv on the entire data-set. **a-srcDiv** is the cumulative srcDiv variable. **a-oR** is the cumulative oR.



Figure 2.369: Representative SLDs for gTLD: { .club}. The x axis displays number of times (in parts per million) the corresponding SLD (y axis) was found in the gTLD.

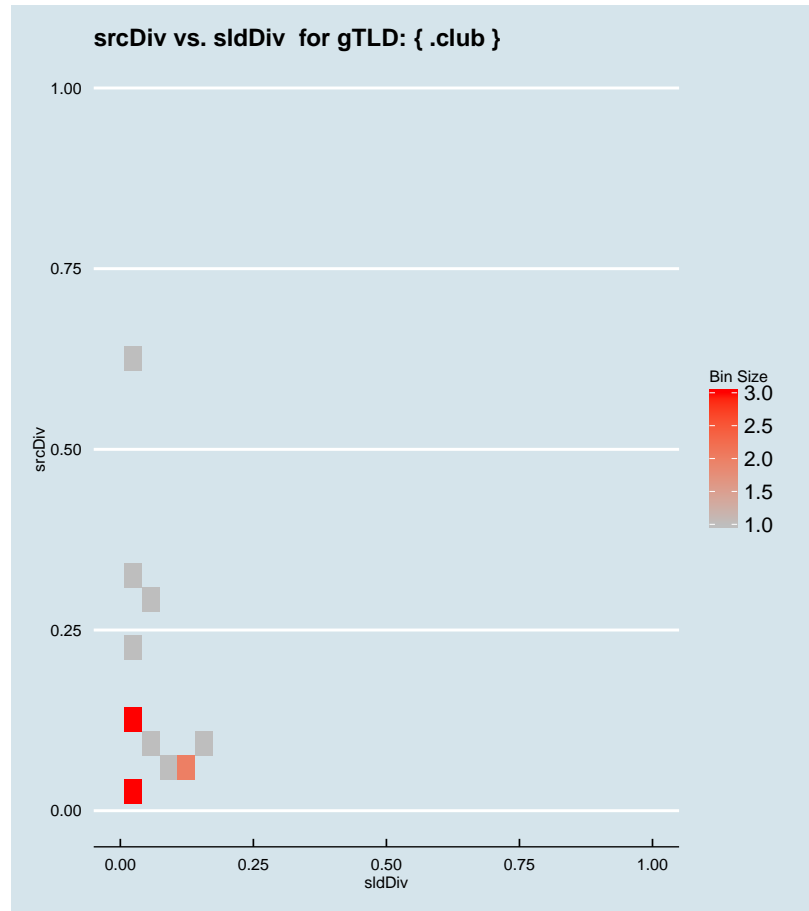


Figure 2.370: Binned scatter-plot of srcDiv and sldDiv for gTLD: { .club }.

### :: 2.257 Representative SLDs for gTLD: { .clubmed }

In this section, we collect representative SLDs related to gTLD: 'clubmed'. We found 5 unique SLDs after filtering. A total of 170329 records were considered representative and they are 92.299% of the gTLD dump. Since the total number of records for this gTLD is 170329, there are 0 non-representative records (NRep). In addition, this set comprises  $6.98E-5$  of the entire data-set. Table 2.186 shows the corresponding SLDs ordered by the level of importance. Figure 2.371 shows the record count (PPM) for each representative SLD. Figure 2.372 shows the binned scatter-plot of srcDiv and sldDiv.

► { .clubmed }  
Total SLDs: 5  
a-sldDiv: 92.299%  
a-oR: 0.007%  
NRep: 0

Individual SLD descriptors for gTLD: {clubmed}										
SLD	count	sldDiv	$\phi$ -sldDiv	ipcount	srcDiv	$\phi$ -srcDiv	oR	a-srcDiv	a-oR	rem
INCATB	0.105	0.570	1.000	1.78E-4	0.002	3.93E-5	4.31E-5	0.570	4.31E-5	65097
RANDOM10	0.036	0.197	1.000	1.53E-4	0.004	1.48E-4	1.49E-5	0.767	5.8E-5	28737
RANDOM13	0.018	0.099	1.000	1.7E-4	0.009	4.49E-4	7.52E-6	0.867	6.55E-5	10395
INVALID	0.009	0.048	1.000	1.11E-4	0.013	7.13E-4	3.62E-6	0.914	6.92E-5	1570
isatap	0.002	0.009	0.999	4.62E-4	0.294	0.075	6.43E-7	0.923	6.98E-5	0

Table 2.186: Top 5 most significant SLDs for gTLD 'clubmed'. The SLD list holds 92.299% of the entries found in the gTLD and 6.98E-5 of the total number of entries for the entire experiment. **count** represents the number of records found for the SLD (in parts per million). **sldDiv** is the raw count divided by the number of records of this gTLD dump file. **oR** is the ratio of raw count to the total number of records of the experiment.  $\phi$ -**sldDiv** represents the  $\phi$  percentile of sldDiv on the entire data-set. **a-srcDiv** is the cumulative srcDiv variable. **a-oR** is the cumulative oR.

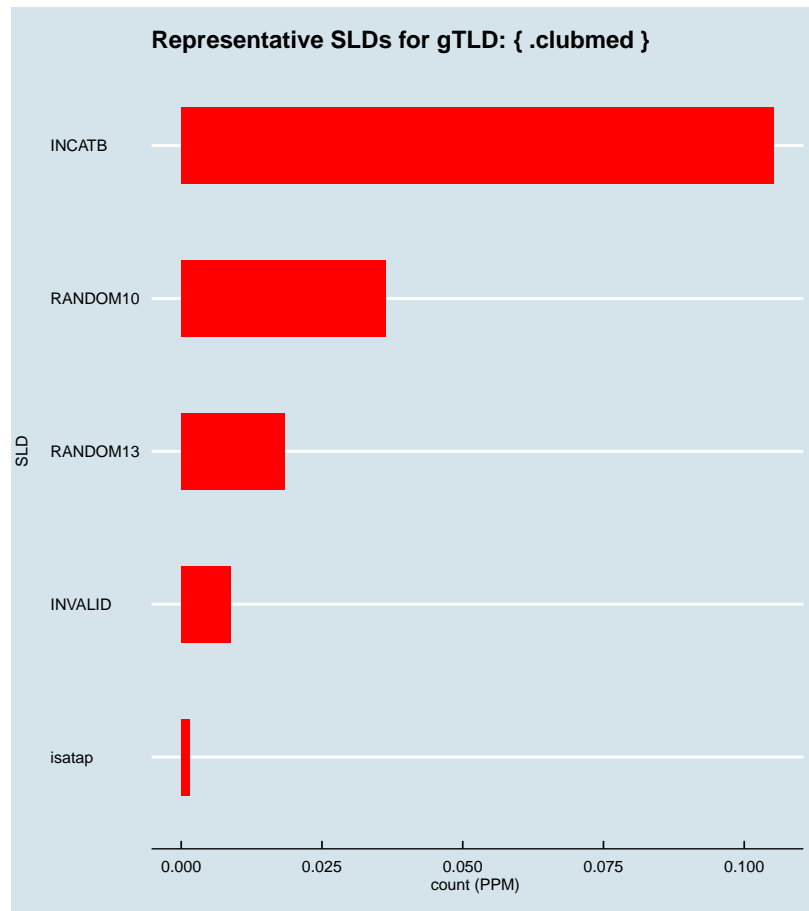


Figure 2.371: Representative SLDs for gTLD: { .clubmed }. The  $x$  axis displays number of times (in parts per million) the corresponding SLD ( $y$  axis) was found in the gTLD.

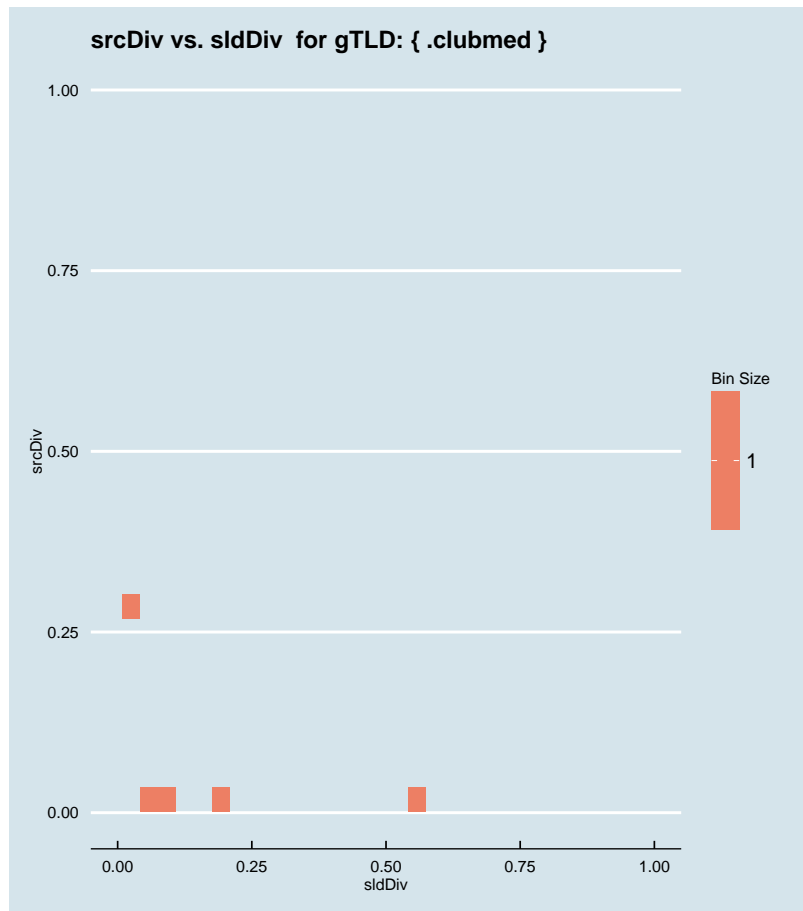


Figure 2.372: Binned scatter-plot of srcDiv and sldDiv for gTLD: { .clubmed }.

### :: 2.258 Representative SLDs for gTLD: { .co }

In this section, we collect representative SLDs related to gTLD: 'co'. We found 316 unique SLDs after filtering. A total of 117967650 records were considered representative and they are 95.416% of the gTLD dump. Since the total number of records for this gTLD is 120590730, there are 2623080 non-representative records (NRep). In addition, this set comprises 0.048 of the entire data-set. Table 2.187 shows the corresponding SLDs ordered by the level of importance. Figure 2.373 shows the record count (PPM) for each representative SLD. Figure 2.374 shows the binned scatter-plot of srcDiv and sldDiv.

► { .co }  
 Total SLDs: 316  
 a-sldDiv: 95.416%  
 a-oR: 4.834%  
 NRep: 2623080

Individual SLD descriptors for gTLD: {co}										
SLD	count	sldDiv	$\phi$ -sldDiv	ipcount	srcDiv	$\phi$ -srcDiv	oR	a-srcDiv	a-oR	rem
INCATB	76.520	0.619	1.000	1.025	0.013	7.88E-4	0.031	0.619	0.031	44070448
cctld	14.879	0.120	1.000	0.428	0.029	0.002	0.006	0.739	0.037	29191916
SHORTSLD	4.924	0.040	1.000	0.669	0.136	0.026	0.002	0.779	0.039	24268292
INCATC	2.431	0.020	0.999	0.158	0.065	0.009	9.96E-4	0.799	0.040	21837358
RANDOM10	1.645	0.013	0.999	0.199	0.121	0.022	6.74E-4	0.812	0.041	20192411
offshoredn...	1.392	0.011	0.999	0.076	0.055	0.007	5.7E-4	0.823	0.042	18800516
names	1.171	0.009	0.999	0.039	0.034	0.003	4.8E-4	0.833	0.042	17629878
fyre	1.074	0.009	0.999	0.241	0.224	0.053	4.4E-4	0.841	0.043	16555576
rdns	0.663	0.005	0.999	0.046	0.069	0.010	2.72E-4	0.847	0.043	15892669
cityhost	0.573	0.005	0.999	5.11E-4	8.92E-4	1.46E-5	2.35E-4	0.851	0.043	15320004
ikea	0.480	0.004	0.998	0.003	0.006	2.5E-4	1.97E-4	0.855	0.043	14840362
cgflux	0.479	0.004	0.998	0.024	0.051	0.006	1.96E-4	0.859	0.044	14361314
shpr	0.384	0.003	0.998	0.037	0.096	0.016	1.57E-4	0.862	0.044	13977116
RANDOM13	0.313	0.003	0.998	0.008	0.025	0.002	1.28E-4	0.865	0.044	13664603
beanstock	0.285	0.002	0.998	0.108	0.378	0.104	1.17E-4	0.867	0.044	13379679
oke	0.258	0.002	0.998	0.032	0.123	0.022	1.06E-4	0.869	0.044	13121247
shinynewso...	0.246	0.002	0.998	0.018	0.075	0.011	1.01E-4	0.871	0.044	12875297
umeng	0.244	0.002	0.998	0.043	0.174	0.038	1E-4	0.873	0.044	12630855
163	0.244	0.002	0.998	0.004	0.015	9.43E-4	1E-4	0.875	0.044	12386521
realttime	0.225	0.002	0.998	0.044	0.198	0.043	9.22E-5	0.877	0.044	12161549
vine	0.189	0.002	0.997	0.059	0.315	0.080	7.74E-5	0.879	0.045	11972627
krafta	0.181	0.001	0.997	0.024	0.132	0.025	7.42E-5	0.880	0.045	11791488
daine	0.172	0.001	0.997	1.5E-5	8.73E-5	3.51E-7	7.04E-5	0.881	0.045	11619696
experian	0.167	0.001	0.997	6.87E-4	0.004	1.43E-4	6.85E-5	0.883	0.045	11452656
visaluscha...	0.165	0.001	0.997	8E-6	4.84E-5	2.93E-7	6.78E-5	0.884	0.045	11287201
reveille	0.163	0.001	0.997	0.001	0.009	4.29E-4	6.67E-5	0.885	0.045	11124483
twitter	0.150	0.001	0.997	0.022	0.150	0.030	6.14E-5	0.887	0.045	10974579
musicindia...	0.146	0.001	0.997	0.011	0.078	0.012	5.99E-5	0.888	0.045	10828457
nordstrom	0.143	0.001	0.997	0.002	0.014	8.64E-4	5.87E-5	0.889	0.045	10685115
cite	0.133	0.001	0.997	0.035	0.264	0.067	5.45E-5	0.890	0.045	10552047
thathostin...	0.133	0.001	0.997	0.011	0.080	0.012	5.44E-5	0.891	0.045	10419416
mycomp	0.130	0.001	0.996	0.055	0.423	0.117	5.34E-5	0.892	0.045	10289088
sitemaps	0.128	0.001	0.996	0.016	0.129	0.025	5.23E-5	0.893	0.045	10161445
nnan	0.118	9.52E-4	0.996	1.76E-4	0.001	3.2E-5	4.82E-5	0.894	0.045	10043798
hostingclu...	0.116	9.41E-4	0.996	0.012	0.100	0.017	4.77E-5	0.895	0.045	9927446

Table 2.187: Top 35 most significant SLDs for gTLD 'co'. The SLD list holds 95.416% of the entries found in the gTLD and 0.048 of the total number of entries for the entire experiment. **count** represents the number of records found for the SLD (in parts per million). **sldDiv** is the raw count divided by the number of records of this gTLD dump file. **oR** is the ratio of raw count to the total number of records of the experiment.  **$\phi$ -sldDiv** represents the  $\phi$  percentile of sldDiv on the entire data-set. **a-srcDiv** is the cumulative srcDiv variable. **a-oR** is the cumulative oR.

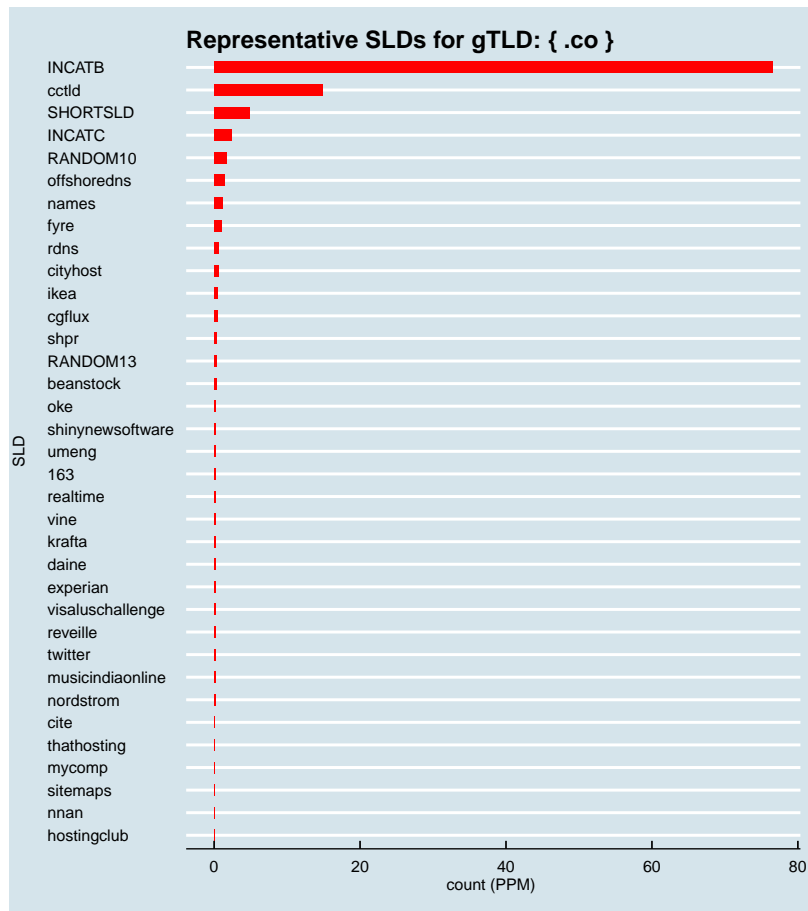


Figure 2.373: Representative SLDs for gTLD: { .co}. The *x* axis displays number of times (in parts per million) the corresponding SLD (*y* axis) was found in the gTLD.



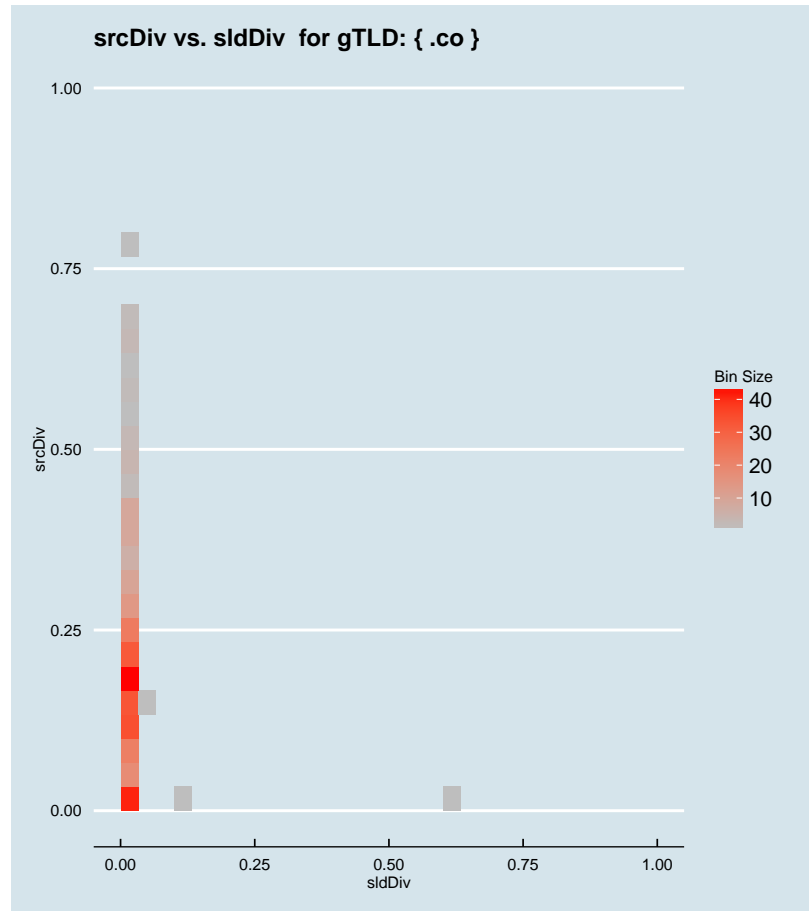


Figure 2.374: Binned scatter-plot of srcDiv and sldDiv for gTLD: { .co }.

### :: 2.259 Representative SLDs for gTLD: { .coach }

In this section, we collect representative SLDs related to gTLD: 'coach'. We found 1 unique SLDs after filtering. A total of 1351 records were considered representative and they are 20.705% of the gTLD dump. Since the total number of records for this gTLD is 1351, there are 0 non-representative records (NRep). In addition, this set comprises  $5.54E-7$  of the entire data-set. Table 2.188 shows the corresponding SLDs ordered by the level of importance. Figure 2.375 shows the record count (PPM) for each representative SLD. Figure 2.376 shows the binned scatter-plot of srcDiv and sldDiv.

► { .coach }  
Total SLDs: 1  
a-sldDiv: 20.705%  
a-oR: 0.000%  
NRep: 0



Individual SLD descriptors for gTLD: {coach}										
SLD	count	sldDiv	$\phi$ -sldDiv	ipcount	srcDiv	$\phi$ -srcDiv	oR	a-srcDiv	a-oR	rem
INVALID	0.001	0.207	1.000	1.86E-4	0.138	0.027	5.54E-7	0.207	5.54E-7	0

Table 2.188: Top 1 most significant SLDs for gTLD 'coach'. The SLD list holds 20.705% of the entries found in the gTLD and 5.54E-7 of the total number of entries for the entire experiment. **count** represents the number of records found for the SLD (in parts per million). **sldDiv** is the raw count divided by the number of records of this gTLD dump file. **oR** is the ratio of raw count to the total number of records of the experiment.  **$\phi$ -sldDiv** represents the  $\phi$  percentile of sldDiv on the entire data-set. **a-srcDiv** is the cumulative srcDiv variable. **a-oR** is the cumulative oR.




Figure 2.375: Representative SLDs for gTLD: { .coach }. The  $x$  axis displays number of times (in parts per million) the corresponding SLD ( $y$  axis) was found in the gTLD.

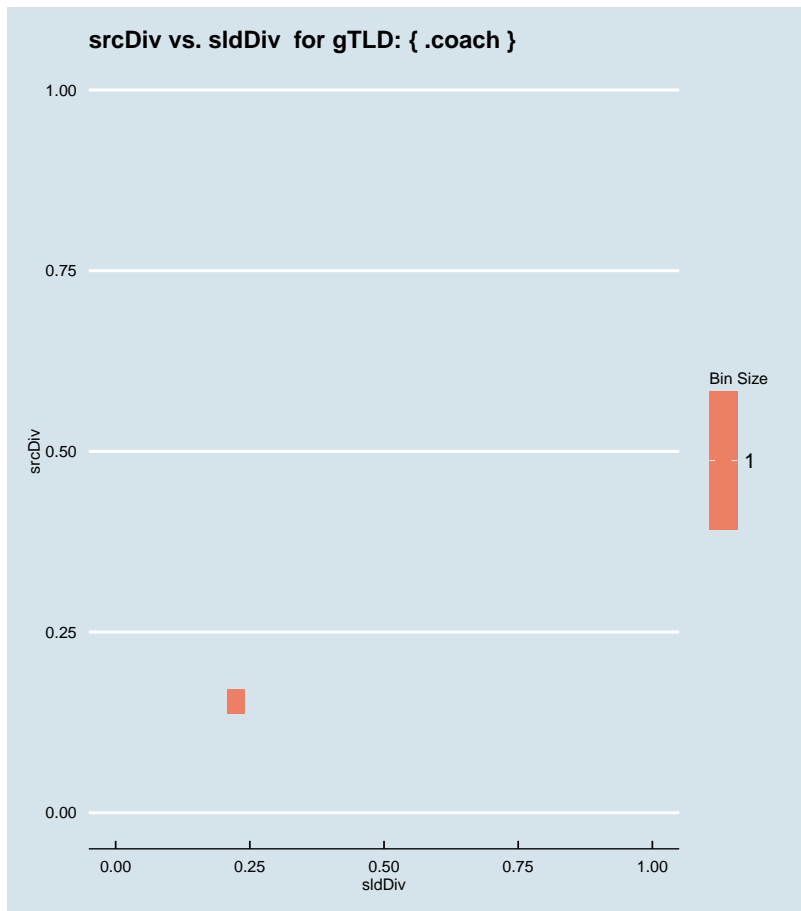


Figure 2.376: Binned scatter-plot of srcDiv and sldDiv for gTLD: { .coach }.

∴ 2.260 Representative SLDs for gTLD: { .codes }

In this section, we collect representative SLDs related to gTLD: 'codes'. We found 0 unique SLDs after filtering. A total of 0 records were considered representative and they are 0.000% of the gTLD dump. Since the total number of records for this gTLD is 0, there are 0 non-representative records (NRep). In addition, this set comprises 0E0 of the entire data-set.

```
► { .codes }
Total SLDs: 0
a-sldDiv: 0.000%
a-oR: 0.000%
NRep: 0
```

∴ 2.261 Representative SLDs for gTLD: { .coffee }

In this section, we collect representative SLDs related to gTLD: 'coffee'. We found 3

```
► { .coffee }
Total SLDs: 3
a-sldDiv: 61.012%
a-oR: 0.001%
NRep: 0
```

unique SLDs after filtering. A total of 14089 records were considered representative and they are 61.012% of the gTLD dump. Since the total number of records for this gTLD is 14089, there are 0 non-representative records (NRep). In addition, this set comprises  $5.77E-6$  of the entire data-set. Table 2.189 shows the corresponding SLDs ordered by the level of importance. Figure 2.377 shows the record count (PPM) for each representative SLD. Figure 2.378 shows the binned scatter-plot of srcDiv and sldDiv.

Individual SLD descriptors for gTLD: {coffee}										
SLD	count	sldDiv	$\phi$ -sldDiv	ipcount	srcDiv	$\phi$ -srcDiv	oR	a-srcDiv	a-oR	rem
INVALID	0.010	0.439	1.000	0.001	0.108	0.019	$4.15E-6$	0.439	$4.15E-6$	3963
RANDOM10	0.002	0.092	1.000	$3.63E-4$	0.171	0.037	$8.7E-7$	0.530	$5.02E-6$	1841
INCATB	0.002	0.080	1.000	$3.87E-4$	0.210	0.049	$7.54E-7$	0.610	$5.77E-6$	0

Table 2.189: Top 3 most significant SLDs for gTLD 'coffee'. The SLD list holds 61.012% of the entries found in the gTLD and  $5.77E-6$  of the total number of entries for the entire experiment. **count** represents the number of records found for the SLD (in parts per million). **sldDiv** is the raw count divided by the number of records of this gTLD dump file. **oR** is the ratio of raw count to the total number of records of the experiment.  **$\phi$ -sldDiv** represents the  $\phi$  percentile of sldDiv on the entire data-set. **a-srcDiv** is the cumulative srcDiv variable. **a-oR** is the cumulative oR.

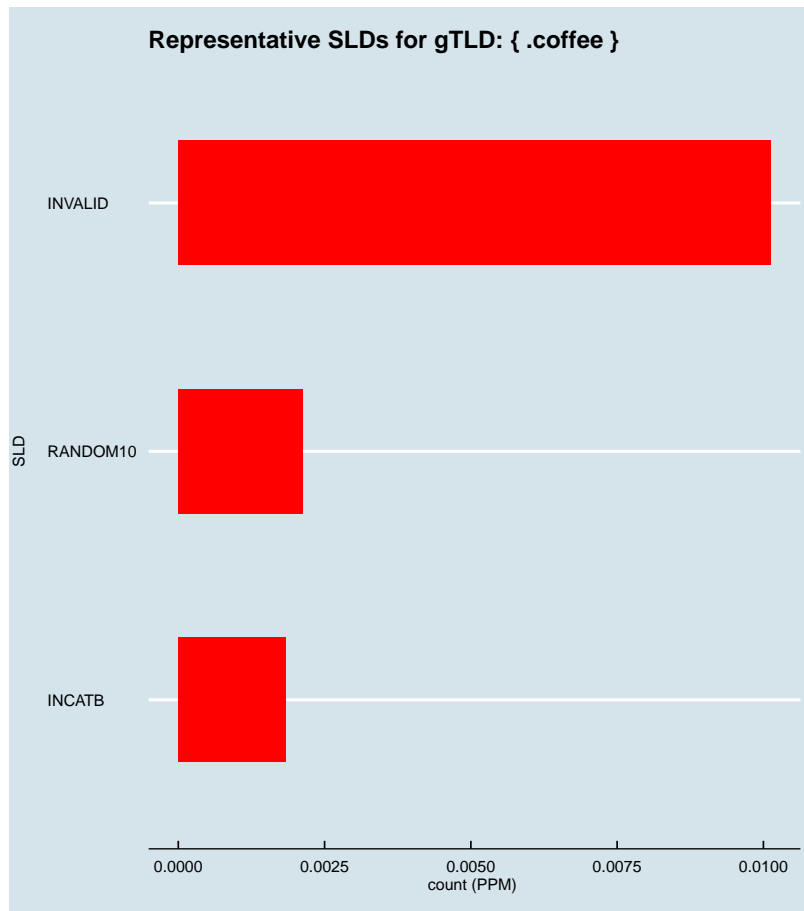


Figure 2.377: Representative SLDs for gTLD: { .coffee}. The *x* axis displays number of times (in parts per million) the corresponding SLD (*y* axis) was found in the gTLD.

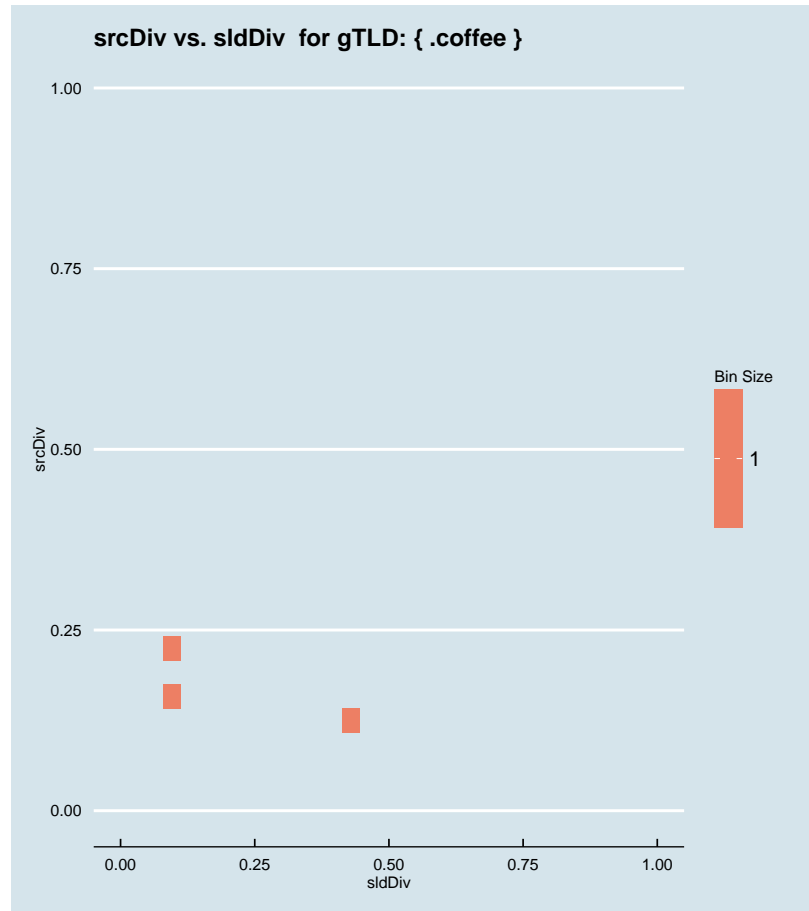


Figure 2.378: Binned scatter-plot of srcDiv and sldDiv for gTLD: { .coffee}.

### :: 2.262 Representative SLDs for gTLD: { .college }

In this section, we collect representative SLDs related to gTLD: 'college'. We found 25 unique SLDs after filtering. A total of 339564 records were considered representative and they are 91.757% of the gTLD dump. Since the total number of records for this gTLD is 339564, there are 0 non-representative records (NRep). In addition, this set comprises  $1.39E-4$  of the entire data-set. Table 2.190 shows the corresponding SLDs ordered by the level of importance. Figure 2.379 shows the record count (PPM) for each representative SLD. Figure 2.380 shows the binned scatter-plot of srcDiv and sldDiv.

► { .college }  
Total SLDs: 25  
a-sldDiv: 91.757%  
a-oR: 0.014%  
NRep: 0

Individual SLD descriptors for gTLD: {college}										
SLD	count	sldDiv	$\phi$ -sldDiv	ipcount	srcDiv	$\phi$ -srcDiv	oR	a-srcDiv	a-oR	rem
RANDOM13	0.059	0.160	1.000	0.001	0.024	0.002	2.43E-5	0.160	2.43E-5	280317
INCATE	0.047	0.128	1.000	0.013	0.266	0.067	1.93E-5	0.288	4.36E-5	233107
INCATF	0.046	0.124	1.000	0.002	0.045	0.005	1.88E-5	0.412	6.25E-5	187145
braemar	0.045	0.122	1.000	2.29E-4	0.005	1.9E-4	1.85E-5	0.534	8.1E-5	142031
eller	0.036	0.097	1.000	0.004	0.106	0.018	1.47E-5	0.631	9.57E-5	106056
INCATB	0.012	0.032	1.000	7.2E-4	0.061	0.008	4.84E-6	0.663	1.01E-4	94251
turkmen	0.011	0.031	1.000	8.6E-5	0.008	3.38E-4	4.63E-6	0.693	1.05E-4	82948
RANDOM10	0.011	0.029	0.999	8.67E-4	0.081	0.012	4.36E-6	0.722	1.1E-4	72300
INCATD	0.010	0.027	0.999	8.45E-4	0.084	0.013	4.15E-6	0.750	1.14E-4	62182
isbauk	0.010	0.026	0.999	4.7E-5	0.005	1.82E-4	3.94E-6	0.776	1.18E-4	52570
INVALID	0.009	0.025	0.999	6.67E-4	0.071	0.010	3.85E-6	0.801	1.21E-4	43182
ufcc	0.009	0.024	0.999	2.1E-4	0.023	0.002	3.69E-6	0.825	1.25E-4	34184
ripon	0.006	0.016	0.999	3.77E-4	0.064	0.009	2.4E-6	0.841	1.28E-4	28330
selby	0.006	0.015	0.999	2.57E-4	0.046	0.005	2.3E-6	0.856	1.3E-4	22722
dainfern	0.004	0.010	0.999	9.1E-5	0.025	0.002	1.51E-6	0.866	1.31E-4	19043
SHORTSLD	0.003	0.008	0.999	3.97E-4	0.143	0.027	1.14E-6	0.874	1.32E-4	16258
INCATC	0.003	0.007	0.999	5.21E-4	0.204	0.048	1.05E-6	0.881	1.34E-4	13699
futures	0.003	0.007	0.999	2.53E-4	0.099	0.016	1.05E-6	0.887	1.35E-4	11143
prospects	0.002	0.005	0.999	2.46E-4	0.131	0.025	7.71E-7	0.893	1.35E-4	9262
worthing	0.002	0.005	0.999	1.9E-4	0.101	0.017	7.68E-7	0.898	1.36E-4	7387
wpad	0.002	0.005	0.999	4.22E-4	0.243	0.057	7.13E-7	0.902	1.37E-4	5647
guest	0.001	0.004	0.998	9.4E-5	0.064	0.009	6.06E-7	0.906	1.37E-4	4168
student	0.001	0.004	0.998	1.3E-5	0.009	4.47E-4	5.76E-7	0.910	1.38E-4	2762
isatap	0.001	0.004	0.998	4.98E-4	0.360	0.099	5.67E-7	0.914	1.39E-4	1378
hymers	0.001	0.004	0.998	1.24E-4	0.090	0.014	5.65E-7	0.918	1.39E-4	0

Table 2.190: Top 25 most significant SLDs for gTLD 'college'. The SLD list holds 91.757% of the entries found in the gTLD and 1.39E-4 of the total number of entries for the entire experiment. **count** represents the number of records found for the SLD (in parts per million). **sldDiv** is the raw count divided by the number of records of this gTLD dump file. **oR** is the ratio of raw count to the total number of records of the experiment.  **$\phi$ -sldDiv** represents the  $\phi$  percentile of sldDiv on the entire data-set. **a-srcDiv** is the cumulative srcDiv variable. **a-oR** is the cumulative oR.



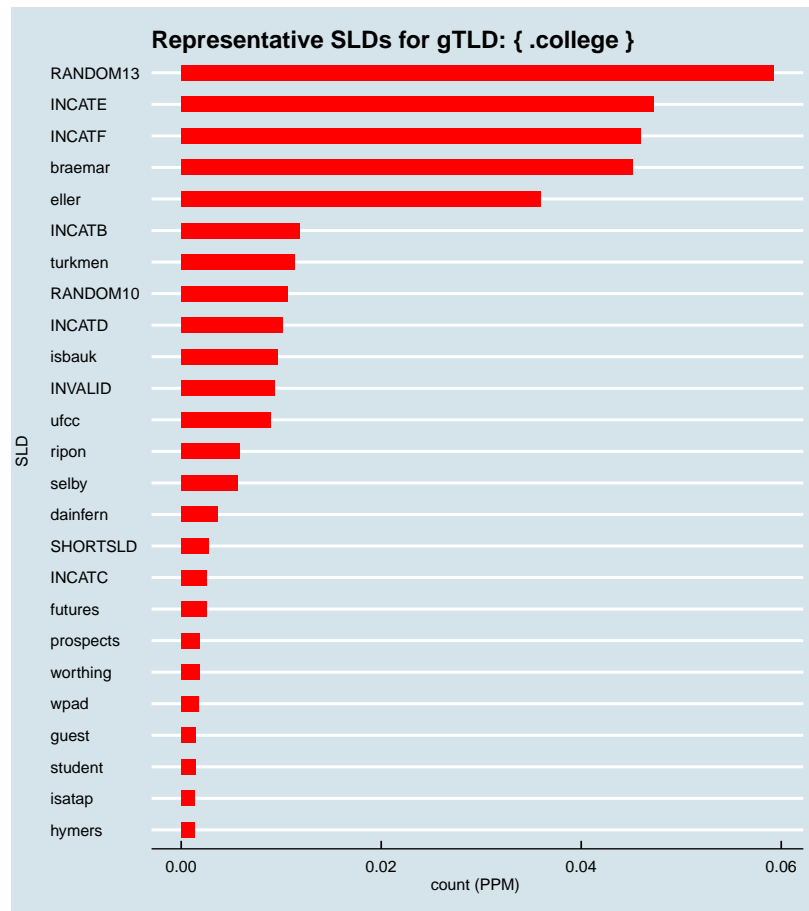


Figure 2.379: Representative SLDs for gTLD: { .college }. The *x* axis displays number of times (in parts per million) the corresponding SLD (*y* axis) was found in the gTLD.

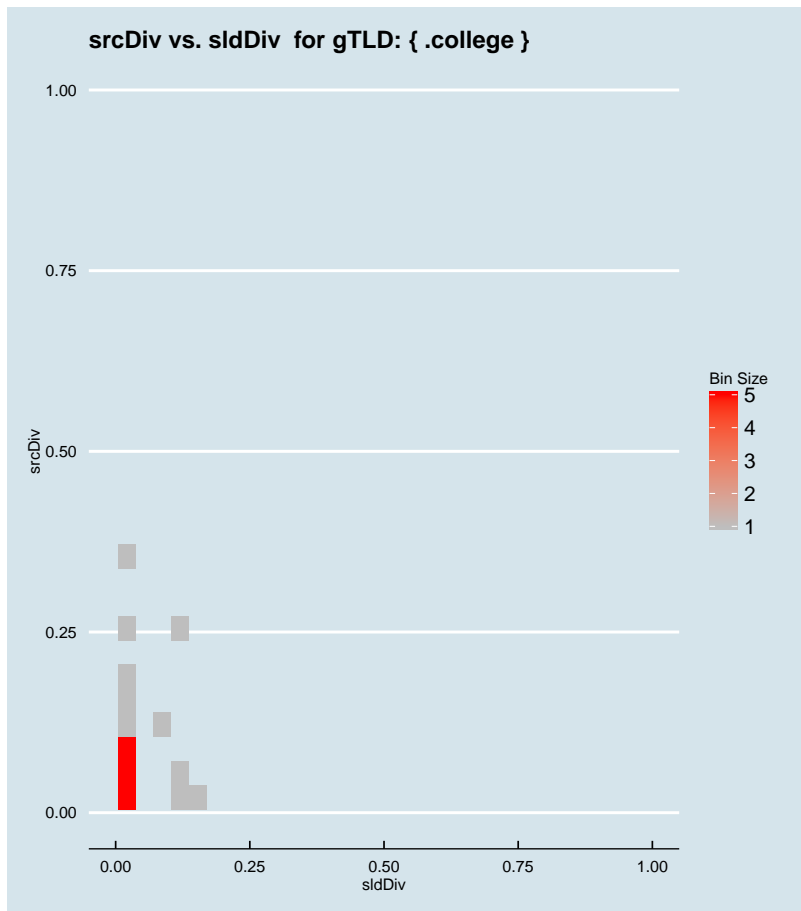


Figure 2.380: Binned scatter-plot of srcDiv and sldDiv for gTLD: { .college }.

### :: 2.263 Representative SLDs for gTLD: { .cologne }

In this section, we collect representative SLDs related to gTLD: 'cologne'. We found 4 unique SLDs after filtering. A total of 7928 records were considered representative and they are 68.457% of the gTLD dump. Since the total number of records for this gTLD is 7928, there are 0 non-representative records (NRep). In addition, this set comprises 3.25E−6 of the entire data-set. Table 2.191 shows the corresponding SLDs ordered by the level of importance. Figure 2.381 shows the record count (PPM) for each representative SLD. Figure 2.382 shows the binned scatter-plot of srcDiv and sldDiv.

```

► { .cologne }
Total SLDs: 4
a-sldDiv: 68.457%
a-oR: 0.000%
NRep: 0
    
```

Individual SLD descriptors for gTLD: {cologne}										
SLD	count	sldDiv	$\phi$ -sldDiv	ipcount	srcDiv	$\phi$ -srcDiv	oR	a-srcDiv	a-oR	rem
INCATF	0.003	0.256	1.000	3E-4	0.101	0.017	1.22E-6	0.256	1.22E-6	4960
air	0.002	0.167	1.000	3.1E-5	0.016	0.001	7.92E-7	0.423	2.01E-6	3027
questback	0.002	0.141	1.000	2.99E-4	0.183	0.040	6.71E-7	0.565	2.68E-6	1389
kuborgh	0.001	0.120	1.000	9E-6	0.006	2.71E-4	5.69E-7	0.685	3.25E-6	0

Table 2.191: Top 4 most significant SLDs for gTLD 'cologne'. The SLD list holds 68.457% of the entries found in the gTLD and 3.25E-6 of the total number of entries for the entire experiment. **count** represents the number of records found for the SLD (in parts per million). **sldDiv** is the raw count divided by the number of records of this gTLD dump file. **oR** is the ratio of raw count to the total number of records of the experiment.  **$\phi$ -sldDiv** represents the  $\phi$  percentile of sldDiv on the entire data-set. **a-srcDiv** is the cumulative srcDiv variable. **a-oR** is the cumulative oR.

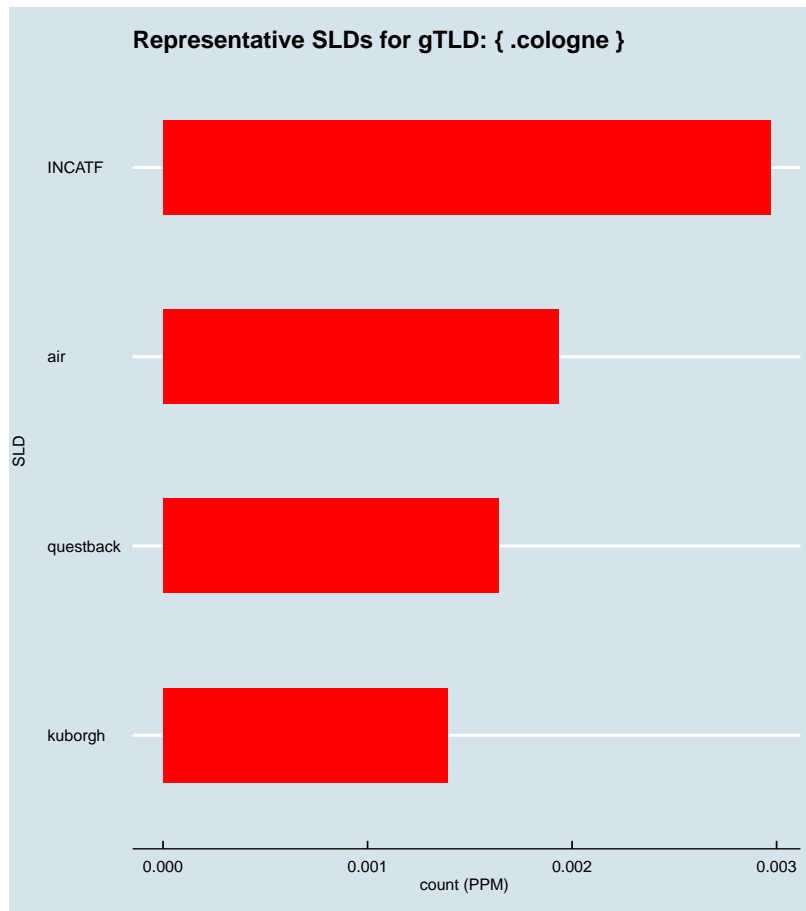


Figure 2.381: Representative SLDs for gTLD: { .cologne}. The *x* axis displays number of times (in parts per million) the corresponding SLD (*y* axis) was found in the gTLD.

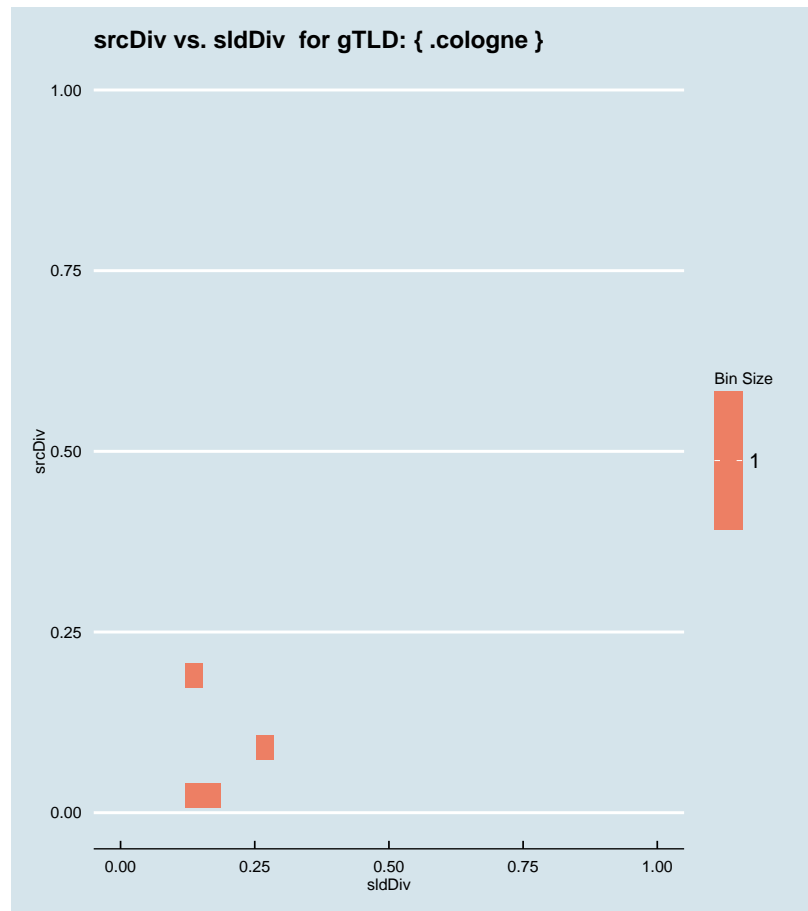


Figure 2.382: Binned scatter-plot of srcDiv and sldDiv for gTLD: { .cologne}.

### :: 2.264 Representative SLDs for gTLD: { .comcast }

In this section, we collect representative SLDs related to gTLD: 'comcast'. We found 18 unique SLDs after filtering. A total of 787230 records were considered representative and they are 82.666% of the gTLD dump. Since the total number of records for this gTLD is 787230, there are 0 non-representative records (NRep). In addition, this set comprises  $3.23E-4$  of the entire data-set. Table 2.192 shows the corresponding SLDs ordered by the level of importance. Figure 2.383 shows the record count (PPM) for each representative SLD. Figure 2.384 shows the binned scatter-plot of srcDiv and sldDiv.

► { .comcast }  
Total SLDs: 18  
a-sldDiv: 82.666%  
a-oR: 0.032%  
NRep: 0

Individual SLD descriptors for gTLD: {.comcast}										
SLD	count	sldDiv	$\phi$ -sldDiv	ipcount	srcDiv	$\phi$ -srcDiv	oR	a-srcDiv	a-oR	rem
INCATB	0.158	0.166	1.000	0.002	0.015	9.85E-4	6.49E-5	0.166	6.49E-5	628786
INCATC	0.135	0.141	1.000	0.008	0.058	0.007	5.51E-5	0.308	1.2E-4	494256
RANDOM10	0.112	0.117	1.000	0.002	0.018	0.001	4.58E-5	0.425	1.66E-4	382413
atlanta	0.103	0.108	1.000	0.002	0.021	0.002	4.22E-5	0.533	2.08E-4	279408
INVALID	0.083	0.087	1.000	0.004	0.047	0.005	3.41E-5	0.621	2.42E-4	196260
naples	0.079	0.083	1.000	0.002	0.031	0.003	3.25E-5	0.704	2.75E-4	117010
SHORTSLD	0.034	0.036	1.000	0.002	0.052	0.006	1.41E-5	0.740	2.89E-4	82553
RANDOM13	0.019	0.020	0.999	0.001	0.069	0.010	7.64E-6	0.760	2.96E-4	63922
wpad	0.013	0.013	0.999	0.002	0.165	0.034	5.2E-6	0.773	3.02E-4	51242
isatap	0.012	0.013	0.999	0.003	0.212	0.049	5.09E-6	0.786	3.07E-4	38814
INCATD	0.009	0.009	0.999	4.59E-4	0.053	0.007	3.56E-6	0.795	3.1E-4	30117
cable	0.007	0.008	0.999	0.002	0.335	0.096	2.99E-6	0.803	3.13E-4	22815
INCATE	0.007	0.007	0.999	0.002	0.358	0.099	2.81E-6	0.810	3.16E-4	15952
state	0.005	0.005	0.999	2.19E-4	0.042	0.005	2.12E-6	0.815	3.18E-4	10775
INCATF	0.004	0.004	0.998	5.05E-4	0.137	0.027	1.51E-6	0.819	3.2E-4	7100
smtp	0.003	0.003	0.998	4.15E-4	0.131	0.025	1.3E-6	0.823	3.21E-4	3938
local	0.003	0.003	0.998	1.92E-4	0.070	0.010	1.12E-6	0.825	3.22E-4	1210
INCATK	0.001	0.001	0.997	1.23E-4	0.102	0.017	4.96E-7	0.827	3.23E-4	0

Table 2.192: Top 18 most significant SLDs for gTLD 'comcast'. The SLD list holds 82.666% of the entries found in the gTLD and 3.23E-4 of the total number of entries for the entire experiment. **count** represents the number of records found for the SLD (in parts per million). **sldDiv** is the raw count divided by the number of records of this gTLD dump file. **oR** is the ratio of raw count to the total number of records of the experiment.  **$\phi$ -sldDiv** represents the  $\phi$  percentile of sldDiv on the entire data-set. **a-srcDiv** is the cumulative srcDiv variable. **a-oR** is the cumulative oR.

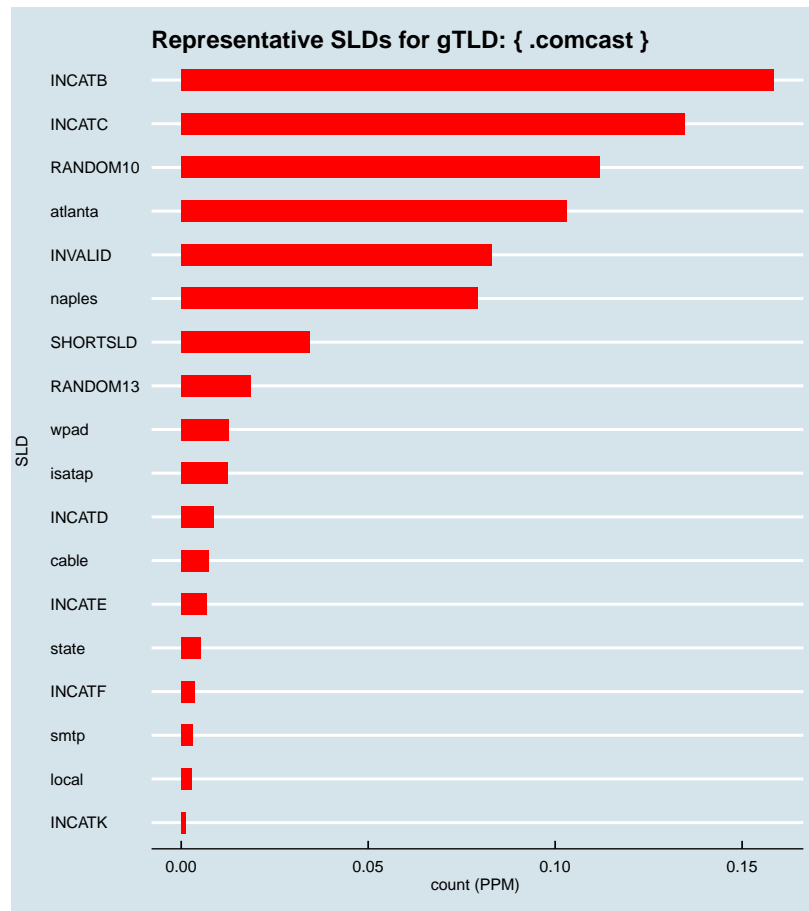


Figure 2.383: Representative SLDs for gTLD: { .comcast }. The  $x$  axis displays number of times (in parts per million) the corresponding SLD ( $y$  axis) was found in the gTLD.

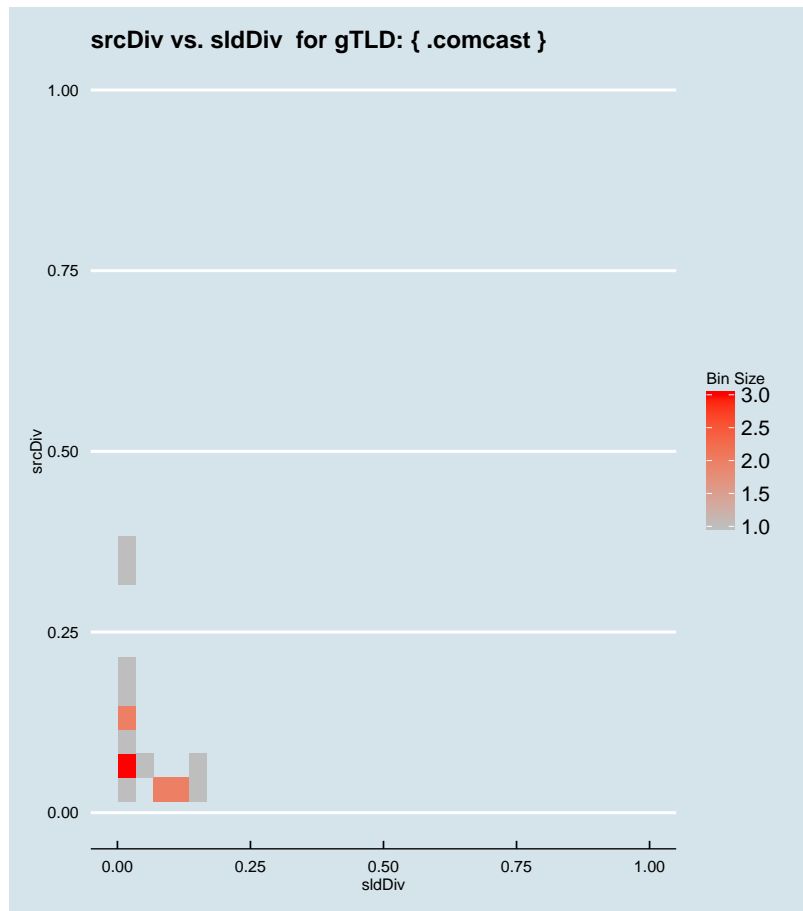


Figure 2.384: Binned scatter-plot of srcDiv and sldDiv for gTLD: { .comcast }.

⚡ 2.265 Representative SLDs for gTLD: { .commbank }

In this section, we collect representative SLDs related to gTLD: 'commbank'. We found 0 unique SLDs after filtering. A total of 0 records were considered representative and they are 0.000% of the gTLD dump. Since the total number of records for this gTLD is 0, there are 0 non-representative records (NRep). In addition, this set comprises 0E0 of the entire data-set.

► { .commbank }  
 Total SLDs: 0  
 a-sldDiv: 0.000%  
 a-oR: 0.000%  
 NRep: 0

⚡ 2.266 Representative SLDs for gTLD: { .community }

In this section, we collect representative SLDs related to gTLD: 'community'. We found

► { .community }  
 Total SLDs: 9  
 a-sldDiv: 77.967%  
 a-oR: 0.002%  
 NRep: 0



9 unique SLDs after filtering. A total of 52031 records were considered representative and they are 77.967% of the gTLD dump. Since the total number of records for this gTLD is 52031, there are 0 non-representative records (NRep). In addition, this set comprises  $2.13\text{E}-5$  of the entire data-set. Table 2.193 shows the corresponding SLDs ordered by the level of importance. Figure 2.385 shows the record count (PPM) for each representative SLD. Figure 2.386 shows the binned scatter-plot of srcDiv and sldDiv.

Individual SLD descriptors for gTLD: {community}										
SLD	count	sldDiv	$\phi$ -sldDiv	ipcount	srcDiv	$\phi$ -srcDiv	oR	a-srcDiv	a-oR	rem
INCATC	0.023	0.341	1.000	0.005	0.239	0.056	$9.33\text{E}-6$	0.341	$9.33\text{E}-6$	29272
RANDOM13	0.006	0.093	1.000	$6.33\text{E}-4$	0.102	0.018	$2.55\text{E}-6$	0.434	$1.19\text{E}-5$	23054
INCATB	0.005	0.080	1.000	0.001	0.228	0.054	$2.18\text{E}-6$	0.514	$1.41\text{E}-5$	17724
INCATF	0.005	0.078	1.000	$2.84\text{E}-4$	0.055	0.007	$2.13\text{E}-6$	0.592	$1.62\text{E}-5$	12528
INVALID	0.005	0.077	1.000	$4.77\text{E}-4$	0.093	0.015	$2.1\text{E}-6$	0.669	$1.83\text{E}-5$	7398
morrison	0.003	0.042	1.000	$3.05\text{E}-4$	0.108	0.019	$1.16\text{E}-6$	0.711	$1.95\text{E}-5$	4566
RANDOM10	0.002	0.030	1.000	$4.49\text{E}-4$	0.224	0.053	$8.22\text{E}-7$	0.741	$2.03\text{E}-5$	2559
uspf	0.001	0.020	0.999	$2.8\text{E}-5$	0.021	0.002	$5.48\text{E}-7$	0.761	$2.08\text{E}-5$	1221
INCATE	0.001	0.018	0.999	$8.18\text{E}-4$	0.670	0.232	$5\text{E}-7$	0.780	$2.13\text{E}-5$	0

Table 2.193: Top 9 most significant SLDs for gTLD 'community'. The SLD list holds 77.967% of the entries found in the gTLD and  $2.13\text{E}-5$  of the total number of entries for the entire experiment. **count** represents the number of records found for the SLD (in parts per million). **sldDiv** is the raw count divided by the number of records of this gTLD dump file. **oR** is the ratio of raw count to the total number of records of the experiment.  **$\phi$ -sldDiv** represents the  $\phi$  percentile of sldDiv on the entire data-set. **a-srcDiv** is the cumulative srcDiv variable. **a-oR** is the cumulative oR.

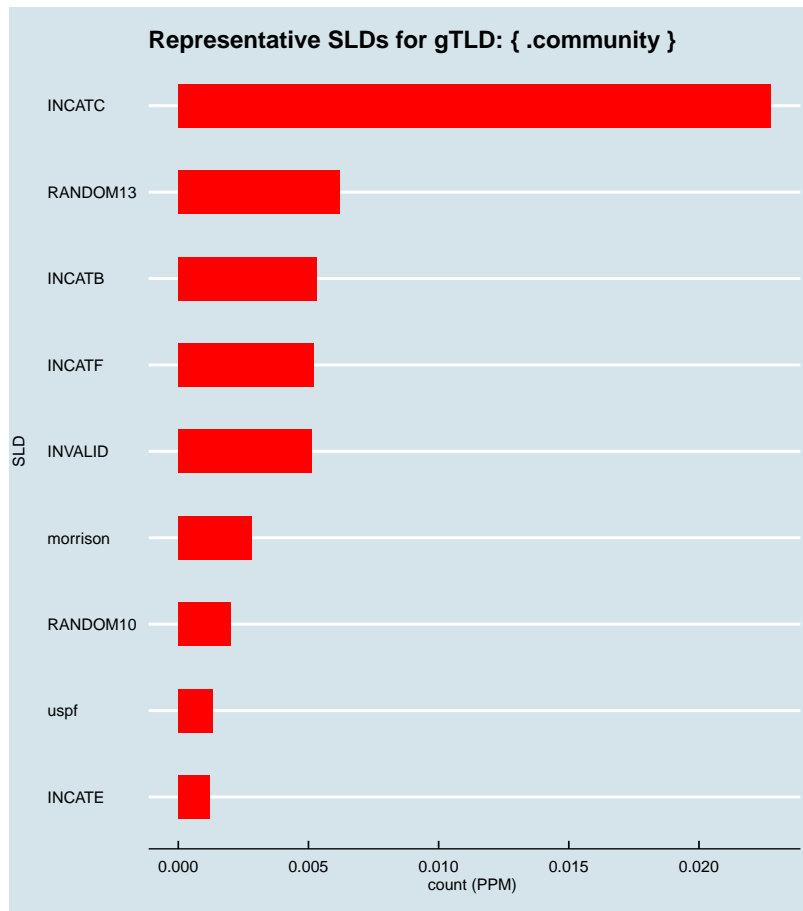


Figure 2.385: Representative SLDs for gTLD: { .community }. The x axis displays number of times (in parts per million) the corresponding SLD (y axis) was found in the gTLD.

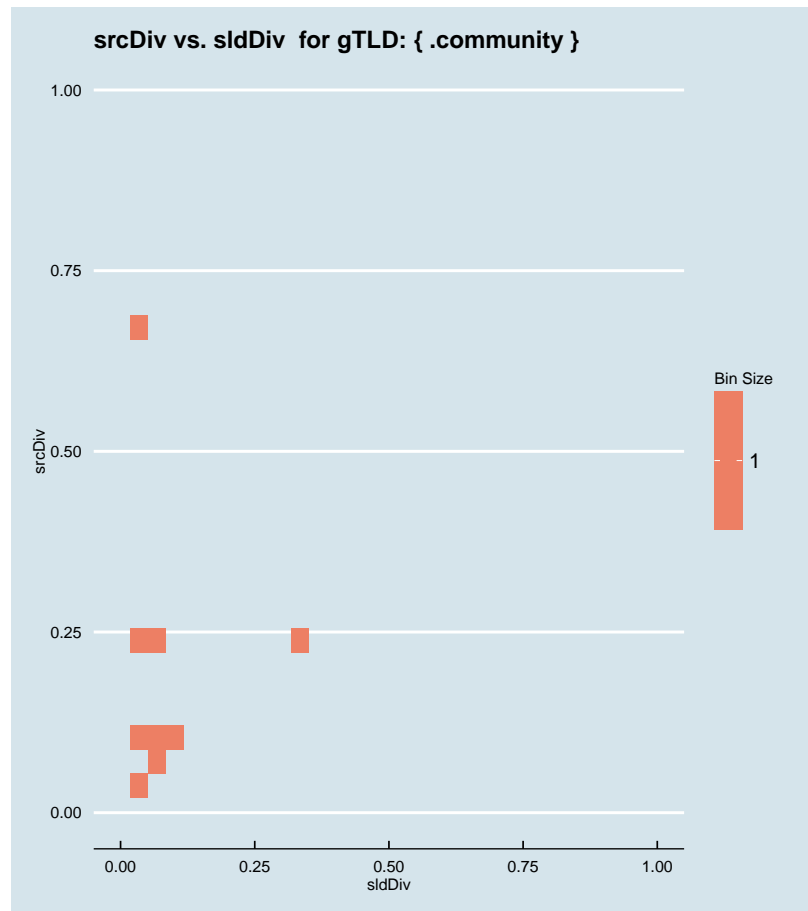


Figure 2.386: Binned scatter-plot of srcDiv and sldDiv for gTLD: { .community }.

### :: 2.267 Representative SLDs for gTLD: { .company }

In this section, we collect representative SLDs related to gTLD: 'company'. We found 41 unique SLDs after filtering. A total of 393902 records were considered representative and they are 85.338% of the gTLD dump. Since the total number of records for this gTLD is 393902, there are 0 non-representative records (NRep). In addition, this set comprises  $1.61E-4$  of the entire data-set. Table 2.194 shows the corresponding SLDs ordered by the level of importance. Figure 2.387 shows the record count (PPM) for each representative SLD. Figure 2.388 shows the binned scatter-plot of srcDiv and sldDiv.

► { .company }  
Total SLDs: 41  
a-sldDiv: 85.338%  
a-oR: 0.016%  
NRep: 0

Individual SLD descriptors for gTLD: {company}										
SLD	count	sldDiv	$\phi$ -sldDiv	ipcount	srcDiv	$\phi$ -srcDiv	oR	a-srcDiv	a-oR	rem
INCATF	0.076	0.165	1.000	0.006	0.073	0.011	3.12E-5	0.165	3.12E-5	317687
INCATC	0.069	0.151	1.000	0.008	0.114	0.021	2.85E-5	0.316	5.97E-5	248196
baiksan	0.028	0.060	1.000	6.72E-4	0.024	0.002	1.14E-5	0.376	7.11E-5	220369
RANDOM13	0.021	0.046	1.000	9.38E-4	0.044	0.005	8.77E-6	0.422	7.99E-5	198971
RANDOM10	0.019	0.041	1.000	0.002	0.086	0.014	7.78E-6	0.463	8.77E-5	179983
INVALID	0.018	0.040	1.000	0.001	0.071	0.010	7.57E-6	0.503	9.52E-5	161512
nuera	0.018	0.039	1.000	4E-6	2.24E-4	2.28E-6	7.3E-6	0.542	1.03E-4	143688
nrarchitec...	0.015	0.032	1.000	5.1E-5	0.004	1.16E-4	5.97E-6	0.574	1.09E-4	129120
specificsy...	0.013	0.028	0.999	6.2E-5	0.005	1.77E-4	5.3E-6	0.602	1.14E-4	116177
INCATB	0.013	0.027	0.999	0.002	0.150	0.030	5.2E-6	0.629	1.19E-4	103486
bangkok	0.013	0.027	0.999	3.61E-4	0.029	0.003	5.12E-6	0.656	1.24E-4	90981
INCATD	0.009	0.019	0.999	8.05E-4	0.091	0.014	3.64E-6	0.676	1.28E-4	82095
linkedin	0.009	0.019	0.999	0.004	0.502	0.177	3.61E-6	0.695	1.31E-4	73285
ferrara2	0.007	0.015	0.999	1.13E-4	0.016	0.001	2.89E-6	0.710	1.34E-4	66223
tehaut0	0.006	0.014	0.999	3E-5	0.005	1.7E-4	2.65E-6	0.724	1.37E-4	59750
nottco	0.005	0.010	0.999	4.62E-4	0.099	0.016	1.91E-6	0.734	1.39E-4	55086
amta	0.004	0.010	0.999	0.001	0.273	0.068	1.83E-6	0.744	1.41E-4	50610
tekmementum	0.004	0.008	0.999	1.39E-4	0.039	0.004	1.45E-6	0.751	1.42E-4	47060
sheltergro...	0.003	0.008	0.999	5.77E-4	0.166	0.034	1.42E-6	0.759	1.44E-4	43586
thailm	0.003	0.007	0.999	5E-5	0.015	9E-4	1.41E-6	0.766	1.45E-4	40156
neta	0.003	0.007	0.999	1.75E-4	0.052	0.006	1.38E-6	0.774	1.46E-4	36792
server	0.003	0.007	0.999	9.08E-4	0.275	0.070	1.35E-6	0.781	1.48E-4	33490
wpad	0.003	0.006	0.999	5.49E-4	0.200	0.043	1.13E-6	0.787	1.49E-4	30742
inline-r	0.003	0.006	0.999	2E-5	0.007	3.25E-4	1.11E-6	0.793	1.5E-4	28038
canon4bea6...	0.002	0.005	0.999	9.6E-5	0.043	0.005	9.13E-7	0.797	1.51E-4	25810
isatap	0.002	0.005	0.999	5.72E-4	0.271	0.068	8.64E-7	0.802	1.52E-4	23701
avk	0.002	0.004	0.999	1.96E-4	0.099	0.016	8.13E-7	0.806	1.53E-4	21717
bbhlan02	0.002	0.004	0.999	2.23E-4	0.112	0.020	8.13E-7	0.811	1.53E-4	19734
mth	0.002	0.004	0.998	9.7E-5	0.054	0.007	7.29E-7	0.814	1.54E-4	17954
ait	0.002	0.004	0.998	4.9E-5	0.028	0.002	7.24E-7	0.818	1.55E-4	16188
zentrale	0.002	0.004	0.998	1.46E-4	0.083	0.013	7.17E-7	0.822	1.56E-4	14438
SHORTSLD	0.002	0.004	0.998	4.96E-4	0.287	0.074	7.07E-7	0.826	1.56E-4	12712
temenos	0.002	0.004	0.998	4E-6	0.002	7.17E-5	6.63E-7	0.829	1.57E-4	11094
henrychow	0.002	0.003	0.998	6E-6	0.004	1.31E-4	6.41E-7	0.833	1.58E-4	9530
dars	0.002	0.003	0.998	5.2E-5	0.034	0.003	6.33E-7	0.836	1.58E-4	7986

Table 2.194: Top 35 most significant SLDs for gTLD 'company'. The SLD list holds 85.338% of the entries found in the gTLD and 1.61E-4 of the total number of entries for the entire experiment. **count** represents the number of records found for the SLD (in parts per million). **sldDiv** is the raw count divided by the number of records of this gTLD dump file. **oR** is the ratio of raw count to the total number of records of the experiment.  **$\phi$ -sldDiv** represents the  $\phi$  percentile of sldDiv on the entire data-set. **a-srcDiv** is the cumulative srcDiv variable. **a-oR** is the cumulative oR.

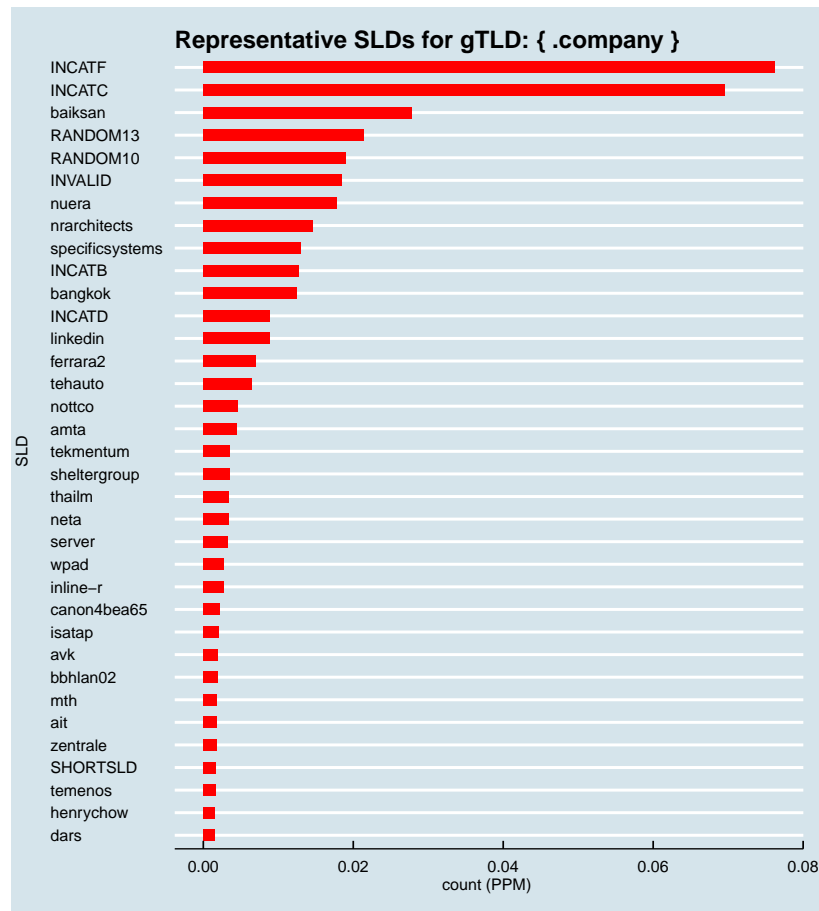


Figure 2.387: Representative SLDs for gTLD: { .company }. The x axis displays number of times (in parts per million) the corresponding SLD (y axis) was found in the gTLD.

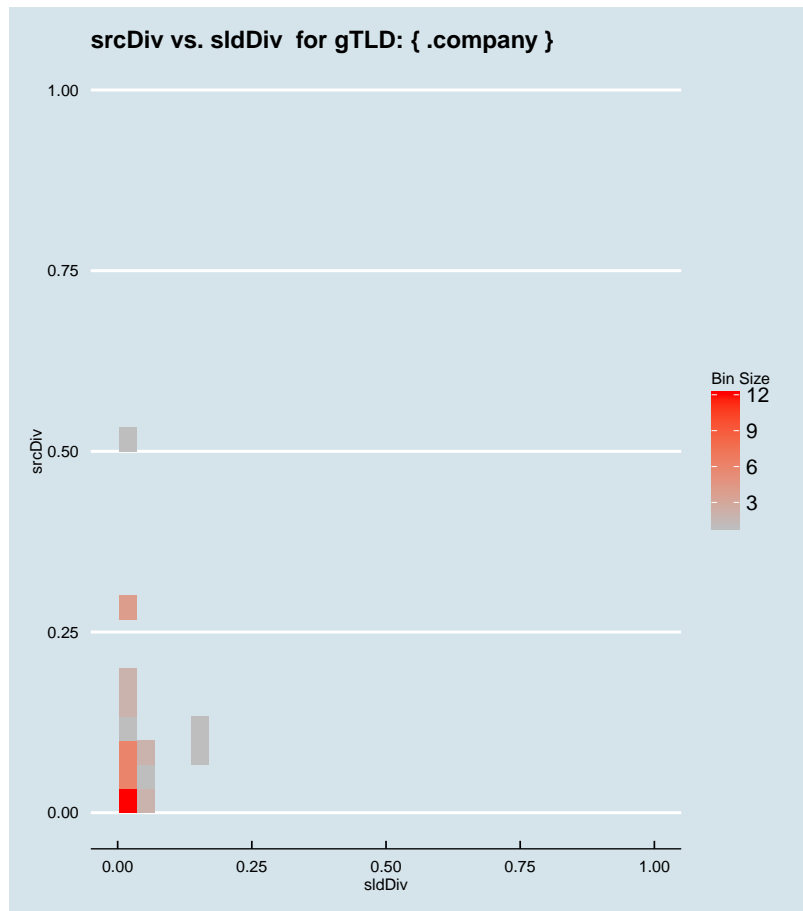


Figure 2.388: Binned scatter-plot of srcDiv and sldDiv for gTLD: {.company}.

### :: 2.268 Representative SLDs for gTLD: {.compare}

In this section, we collect representative SLDs related to gTLD: 'compare'. We found 0 unique SLDs after filtering. A total of 0 records were considered representative and they are 0.000% of the gTLD dump. Since the total number of records for this gTLD is 0, there are 0 non-representative records (NRep). In addition, this set comprises 0E0 of the entire data-set.

```
► {.compare}
Total SLDs: 0
a-sldDiv: 0.000%
a-oR: 0.000%
NRep: 0
```

### :: 2.269 Representative SLDs for gTLD: {.computer}

In this section, we collect representative SLDs related to gTLD: 'computer'. We found

```
► {.computer}
Total SLDs: 12
a-sldDiv: 71.923%
a-oR: 0.010%
NRep: 0
```

12 unique SLDs after filtering. A total of 234585 records were considered representative and they are 71.923% of the gTLD dump. Since the total number of records for this gTLD is 234585, there are 0 non-representative records (NRep). In addition, this set comprises  $9.61E-5$  of the entire data-set. Table 2.195 shows the corresponding SLDs ordered by the level of importance. Figure 2.389 shows the record count (PPM) for each representative SLD. Figure 2.390 shows the binned scatter-plot of srcDiv and sldDiv.

Individual SLD descriptors for gTLD: {computer}										
SLD	count	sldDiv	$\phi$ -sldDiv	ipcount	srcDiv	$\phi$ -srcDiv	oR	a-srcDiv	a-oR	rem
INCATB	0.044	0.136	1.000	0.003	0.075	0.011	$1.82E-5$	0.136	$1.82E-5$	190153
RANDOM10	0.041	0.125	1.000	0.004	0.099	0.016	$1.67E-5$	0.261	$3.49E-5$	149469
INCATC	0.040	0.121	1.000	0.006	0.160	0.033	$1.62E-5$	0.382	$5.11E-5$	109883
INVALID	0.033	0.100	1.000	0.002	0.073	0.011	$1.34E-5$	0.483	$6.45E-5$	77169
wpad	0.025	0.077	1.000	0.006	0.221	0.051	$1.03E-5$	0.560	$7.48E-5$	51949
RANDOM13	0.017	0.053	1.000	0.001	0.064	0.009	$7.05E-6$	0.613	$8.19E-5$	34750
isatap	0.015	0.047	1.000	0.004	0.262	0.067	$6.28E-6$	0.660	$8.82E-5$	19422
SHORTSLD	0.009	0.028	0.999	0.001	0.135	0.026	$3.79E-6$	0.688	$9.2E-5$	10171
INCATF	0.004	0.012	0.999	0.001	0.332	0.082	$1.55E-6$	0.700	$9.35E-5$	6386
INCATD	0.003	0.009	0.999	$4.05E-4$	0.140	0.027	$1.18E-6$	0.708	$9.47E-5$	3503
flstudio	0.002	0.006	0.999	$4E-6$	0.002	$5.33E-5$	$7.92E-7$	0.714	$9.55E-5$	1571
dads	0.002	0.005	0.999	$6.7E-5$	0.043	0.005	$6.44E-7$	0.719	$9.61E-5$	0

Table 2.195: Top 12 most significant SLDs for gTLD 'computer'. The SLD list holds 71.923% of the entries found in the gTLD and  $9.61E-5$  of the total number of entries for the entire experiment. **count** represents the number of records found for the SLD (in parts per million). **sldDiv** is the raw count divided by the number of records of this gTLD dump file. **oR** is the ratio of raw count to the total number of records of the experiment.  **$\phi$ -sldDiv** represents the  $\phi$  percentile of sldDiv on the entire data-set. **a-srcDiv** is the cumulative srcDiv variable. **a-oR** is the cumulative oR.

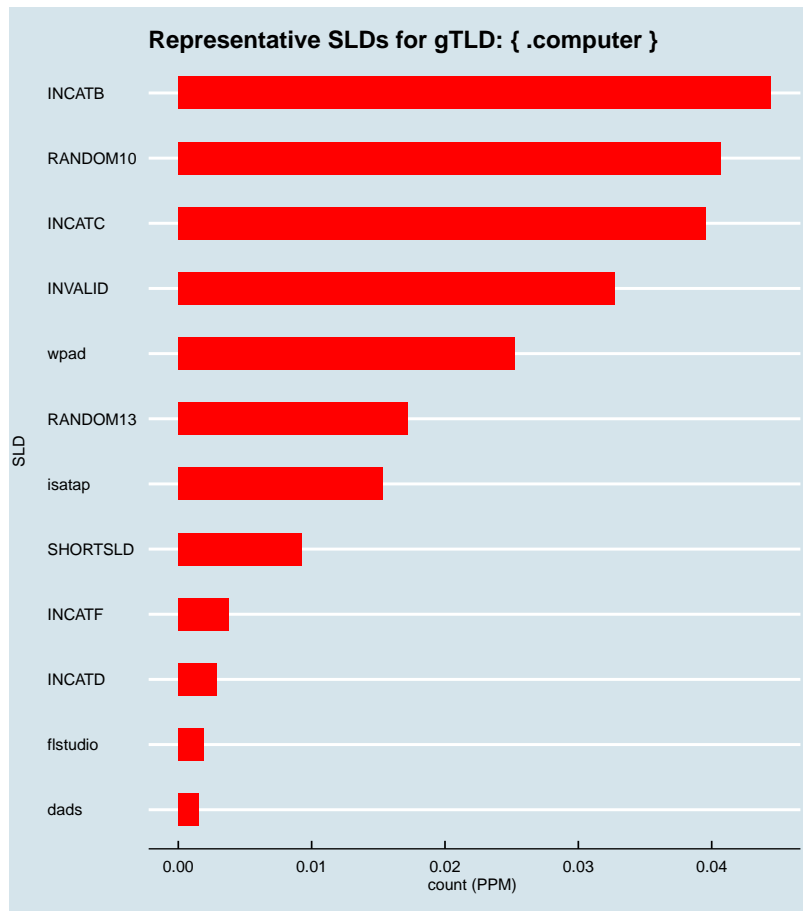


Figure 2.389: Representative SLDs for gTLD: { .computer }. The x axis displays number of times (in parts per million) the corresponding SLD (y axis) was found in the gTLD.



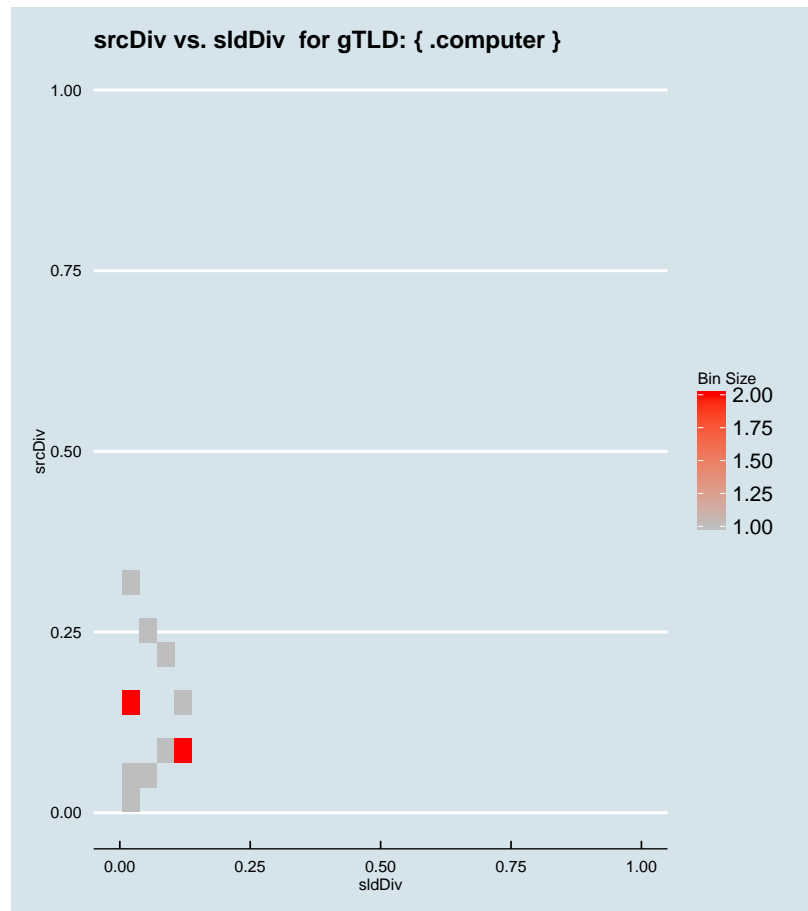


Figure 2.390: Binned scatter-plot of srcDiv and sldDiv for gTLD: { .computer }.

### :: 2.270 Representative SLDs for gTLD: { .comsec }

In this section, we collect representative SLDs related to gTLD: 'comsec'. We found 0 unique SLDs after filtering. A total of 0 records were considered representative and they are 0.000% of the gTLD dump. Since the total number of records for this gTLD is 0, there are 0 non-representative records (NRep). In addition, this set comprises 0E0 of the entire data-set.

► { .comsec }  
Total SLDs: 0  
a-sldDiv: 0.000%  
a-oR: 0.000%  
NRep: 0

### :: 2.271 Representative SLDs for gTLD: { .condos }

In this section, we collect representative SLDs related to gTLD: 'condos'. We found 0

► { .condos }  
Total SLDs: 0  
a-sldDiv: 0.000%  
a-oR: 0.000%  
NRep: 0



unique SLDs after filtering. A total of 0 records were considered representative and they are 0.000% of the gTLD dump. Since the total number of records for this gTLD is 0, there are 0 non-representative records (NRep). In addition, this set comprises 0E0 of the entire data-set.

∴ 2.272 Representative SLDs for gTLD: `{.connectors}`

In this section, we collect representative SLDs related to gTLD: 'connectors'. We found 0 unique SLDs after filtering. A total of 0 records were considered representative and they are 0.000% of the gTLD dump. Since the total number of records for this gTLD is 0, there are 0 non-representative records (NRep). In addition, this set comprises 0E0 of the entire data-set.

► `{.connectors}`  
 Total SLDs: 0  
 a-sldDiv: 0.000%  
 a-oR: 0.000%  
 NRep: 0

∴ 2.273 Representative SLDs for gTLD: `{.construction}`

In this section, we collect representative SLDs related to gTLD: 'construction'. We found 19 unique SLDs after filtering. A total of 48156 records were considered representative and they are 76.532% of the gTLD dump. Since the total number of records for this gTLD is 48156, there are 0 non-representative records (NRep). In addition, this set comprises 1.97E-5 of the entire data-set. Table 2.196 shows the corresponding SLDs ordered by the level of importance. Figure 2.391 shows the record count (PPM) for each representative SLD. Figure 2.392 shows the binned scatter-plot of sr-cDiv and sldDiv.

► `{.construction}`  
 Total SLDs: 19  
 a-sldDiv: 76.532%  
 a-oR: 0.002%  
 NRep: 0

Individual SLD descriptors for gTLD: {construction}										
SLD	count	sldDiv	$\phi$ -sldDiv	ipcount	srcDiv	$\phi$ -srcDiv	oR	a-srcDiv	a-oR	rem
INCATF	0.010	0.157	1.000	9.5E-4	0.096	0.016	4.05E-6	0.157	4.05E-6	38280
INVALID	0.004	0.066	1.000	5.1E-4	0.123	0.022	1.69E-6	0.223	5.74E-6	34148
ilk	0.004	0.057	1.000	4.7E-4	0.131	0.025	1.47E-6	0.280	7.21E-6	30566
futronin	0.004	0.057	1.000	5.2E-5	0.015	8.99E-4	1.46E-6	0.336	8.67E-6	26992
RANDOM13	0.004	0.056	1.000	4.44E-4	0.125	0.024	1.45E-6	0.393	1.01E-5	23448
casgfile1	0.003	0.047	1.000	4.84E-4	0.164	0.034	1.21E-6	0.439	1.13E-5	20503
edwfile1	0.003	0.046	1.000	4.87E-4	0.168	0.037	1.19E-6	0.485	1.25E-5	17611
wpad	0.002	0.030	1.000	4.64E-4	0.245	0.057	7.76E-7	0.516	1.33E-5	15718
local	0.002	0.029	0.999	3.33E-4	0.182	0.039	7.52E-7	0.545	1.4E-5	13884
INCATB	0.002	0.028	0.999	4.8E-4	0.274	0.070	7.17E-7	0.572	1.48E-5	12135
fmechfile	0.001	0.024	0.999	4.1E-4	0.277	0.070	6.06E-7	0.596	1.54E-5	10656
edcrbsql1	0.001	0.023	0.999	2.87E-4	0.196	0.043	6.01E-7	0.619	1.6E-5	9190
clecfile1	0.001	0.022	0.999	3.97E-4	0.292	0.075	5.57E-7	0.641	1.65E-5	7832
prechfile1	0.001	0.022	0.999	3.96E-4	0.292	0.075	5.55E-7	0.662	1.71E-5	6477
nbgcfile1	0.001	0.021	0.999	3.94E-4	0.292	0.075	5.54E-7	0.684	1.76E-5	5126
edecfile1	0.001	0.021	0.999	4E-4	0.296	0.076	5.54E-7	0.705	1.82E-5	3775
gpwgfile1	0.001	0.021	0.999	4.04E-4	0.301	0.077	5.49E-7	0.727	1.87E-5	2435
epo1-edm	0.001	0.020	0.999	2.9E-4	0.233	0.055	5.1E-7	0.746	1.92E-5	1190
isatap	0.001	0.019	0.999	3.62E-4	0.304	0.078	4.88E-7	0.765	1.97E-5	0

Table 2.196: Top 19 most significant SLDs for gTLD 'construction'. The SLD list holds 76.532% of the entries found in the gTLD and  $1.97E-5$  of the total number of entries for the entire experiment. **count** represents the number of records found for the SLD (in parts per million). **sldDiv** is the raw count divided by the number of records of this gTLD dump file. **oR** is the ratio of raw count to the total number of records of the experiment.  **$\phi$ -sldDiv** represents the  $\phi$  percentile of sldDiv on the entire data-set. **a-srcDiv** is the cumulative srcDiv variable. **a-oR** is the cumulative oR.

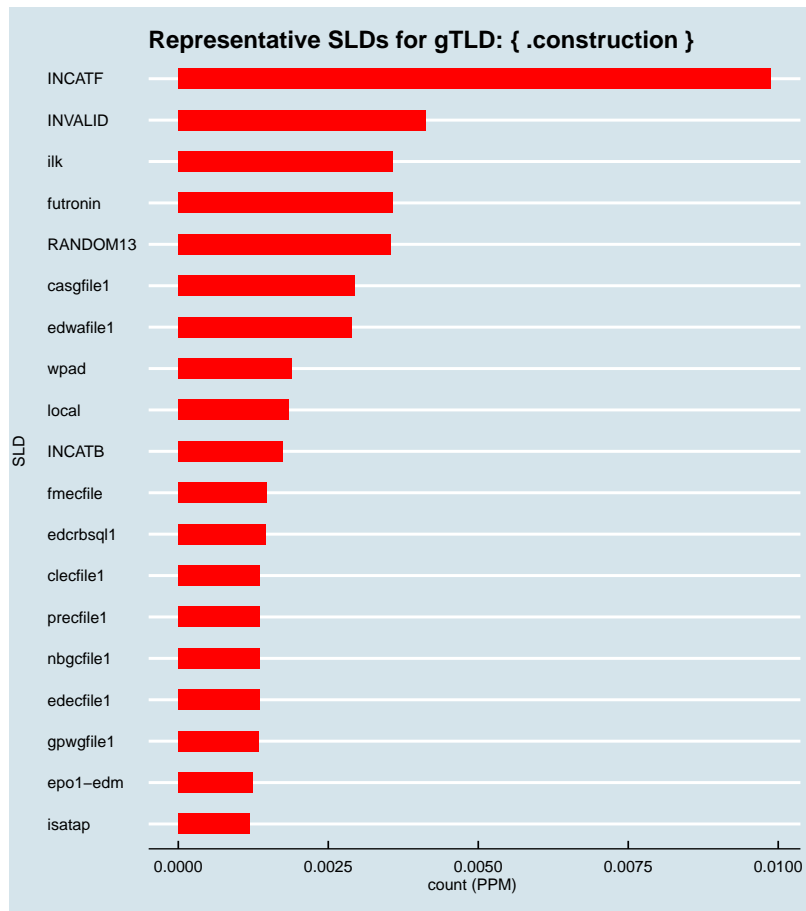


Figure 2.391: Representative SLDs for gTLD: { .construction }. The x axis displays number of times (in parts per million) the corresponding SLD (y axis) was found in the gTLD.

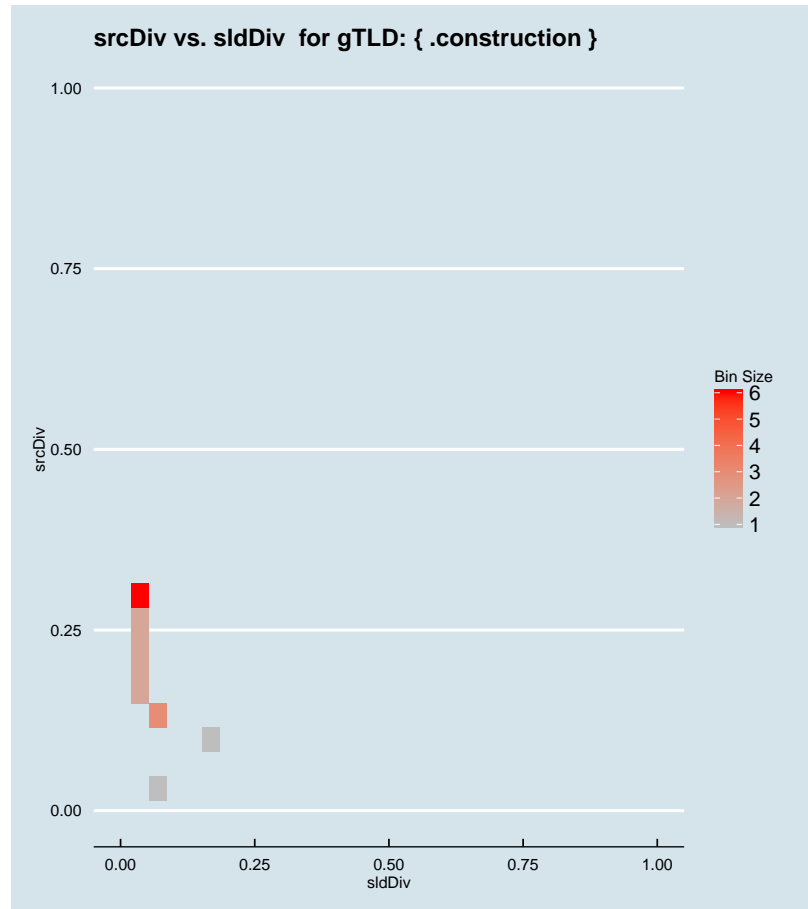


Figure 2.392: Binned scatter-plot of srcDiv and sldDiv for gTLD: { .construction }.

### :: 2.274 Representative SLDs for gTLD: { .consulting }

In this section, we collect representative SLDs related to gTLD: 'consulting'. We found 10 unique SLDs after filtering. A total of 39744 records were considered representative and they are 71.995% of the gTLD dump. Since the total number of records for this gTLD is 39744, there are 0 non-representative records (NRep). In addition, this set comprises 1.63E-5 of the entire data-set. Table 2.197 shows the corresponding SLDs ordered by the level of importance. Figure 2.393 shows the record count (PPM) for each representative SLD. Figure 2.394 shows the binned scatter-plot of srcDiv and sldDiv.

► { .consulting }  
Total SLDs: 10  
a-sldDiv: 71.995%  
a-oR: 0.002%  
NRep: 0



Individual SLD descriptors for gTLD: {.consulting}										
SLD	count	sldDiv	$\phi$ -sldDiv	ipcount	srcDiv	$\phi$ -srcDiv	oR	a-srcDiv	a-oR	rem
INCATF	0.010	0.188	1.000	5.71E-4	0.055	0.007	4.25E-6	0.188	4.25E-6	29384
RANDOM13	0.008	0.150	1.000	3.26E-4	0.039	0.004	3.38E-6	0.337	7.63E-6	21130
ait	0.005	0.087	1.000	8E-5	0.017	0.001	1.96E-6	0.424	9.59E-6	16351
INCATC	0.004	0.073	1.000	1.56E-4	0.039	0.004	1.64E-6	0.496	1.12E-5	12348
INVALID	0.003	0.057	1.000	2.4E-4	0.077	0.011	1.28E-6	0.553	1.25E-5	9222
RANDOM10	0.002	0.043	1.000	2.28E-4	0.097	0.016	9.68E-7	0.596	1.35E-5	6860
rain	0.002	0.039	1.000	2.6E-5	0.012	6.74E-4	8.84E-7	0.635	1.44E-5	4702
idyal	0.002	0.031	1.000	6.2E-5	0.036	0.004	7.06E-7	0.666	1.51E-5	2979
uptodate	0.002	0.029	0.999	8.4E-5	0.053	0.007	6.48E-7	0.695	1.57E-5	1397
levtech	0.001	0.025	0.999	7.2E-5	0.052	0.006	5.73E-7	0.720	1.63E-5	0

Table 2.197: Top 10 most significant SLDs for gTLD 'consulting'. The SLD list holds 71.995% of the entries found in the gTLD and 1.63E-5 of the total number of entries for the entire experiment. **count** represents the number of records found for the SLD (in parts per million). **sldDiv** is the raw count divided by the number of records of this gTLD dump file. **oR** is the ratio of raw count to the total number of records of the experiment.  **$\phi$ -sldDiv** represents the  $\phi$  percentile of sldDiv on the entire data-set. **a-srcDiv** is the cumulative srcDiv variable. **a-oR** is the cumulative oR.

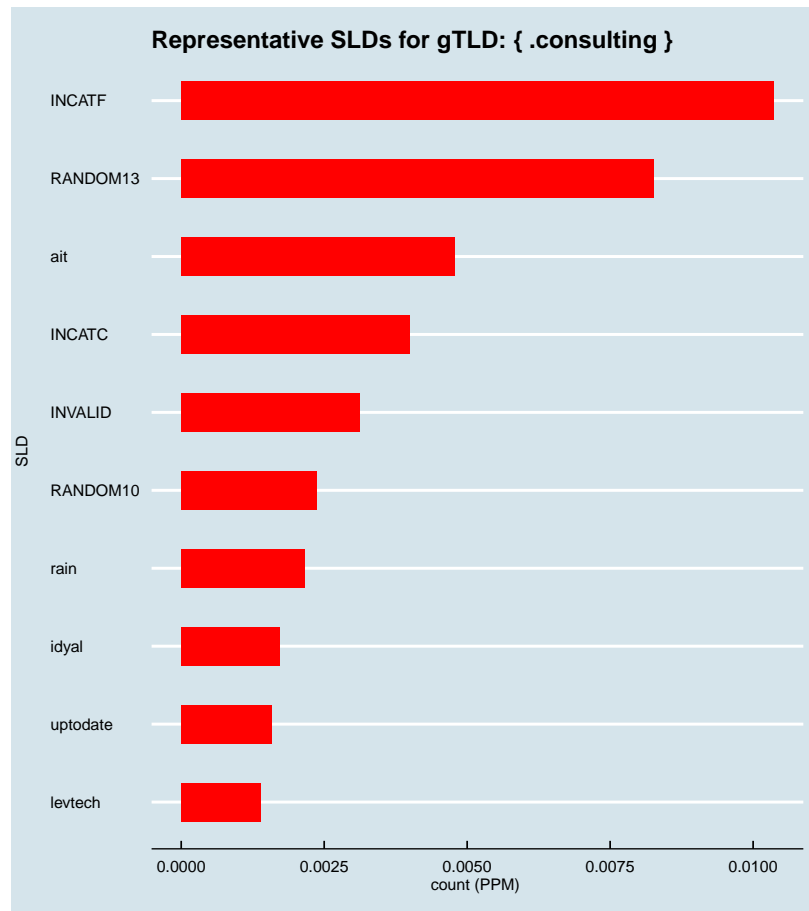


Figure 2.393: Representative SLDs for gTLD: { .consulting }. The x axis displays number of times (in parts per million) the corresponding SLD (y axis) was found in the gTLD.

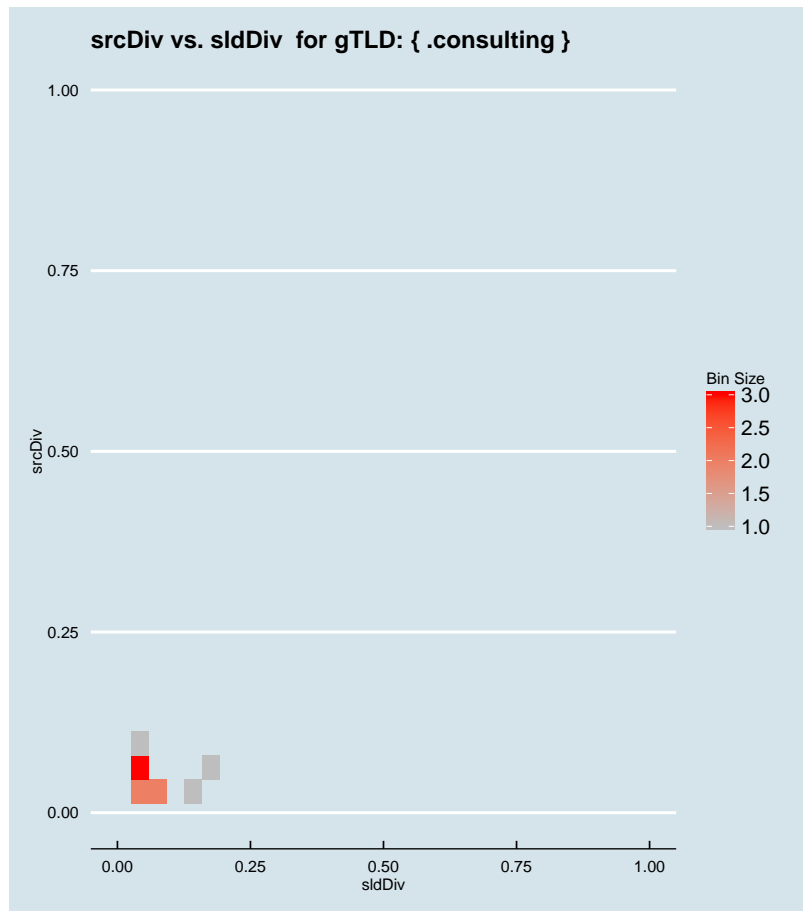


Figure 2.394: Binned scatter-plot of srcDiv and sldDiv for gTLD: { .consulting}.

### :: 2.275 Representative SLDs for gTLD: { .contact }

In this section, we collect representative SLDs related to gTLD: 'contact'. We found 6 unique SLDs after filtering. A total of 31665 records were considered representative and they are 67.380% of the gTLD dump. Since the total number of records for this gTLD is 31665, there are 0 non-representative records (NRep). In addition, this set comprises 1.3E-5 of the entire data-set. Table 2.198 shows the corresponding SLDs ordered by the level of importance. Figure 2.395 shows the record count (PPM) for each representative SLD. Figure 2.396 shows the binned scatter-plot of srcDiv and sldDiv.

► { .contact }  
 Total SLDs: 6  
 a-sldDiv: 67.380%  
 a-oR: 0.001%  
 NRep: 0



Individual SLD descriptors for gTLD: {.contact}										
SLD	count	sldDiv	$\phi$ -sldDiv	ipcount	srcDiv	$\phi$ -srcDiv	oR	a-srcDiv	a-oR	rem
INCATB	0.014	0.288	1.000	0.004	0.266	0.067	5.54E-6	0.288	5.54E-6	18141
INCATC	0.009	0.197	1.000	8.96E-4	0.097	0.016	3.79E-6	0.485	9.34E-6	8886
INVALID	0.003	0.064	1.000	5.03E-4	0.167	0.037	1.23E-6	0.549	1.06E-5	5876
RANDOM13	0.002	0.047	1.000	5.19E-4	0.235	0.055	9.05E-7	0.596	1.15E-5	3667
external	0.002	0.040	1.000	5.59E-4	0.297	0.076	7.7E-7	0.636	1.22E-5	1787
image	0.002	0.038	1.000	0.001	0.719	0.241	7.32E-7	0.674	1.3E-5	0

Table 2.198: Top 6 most significant SLDs for gTLD 'contact'. The SLD list holds 67.380% of the entries found in the gTLD and 1.3E-5 of the total number of entries for the entire experiment. **count** represents the number of records found for the SLD (in parts per million). **sldDiv** is the raw count divided by the number of records of this gTLD dump file. **oR** is the ratio of raw count to the total number of records of the experiment.  $\phi$ -**sldDiv** represents the  $\phi$  percentile of sldDiv on the entire data-set. **a-srcDiv** is the cumulative srcDiv variable. **a-oR** is the cumulative oR.

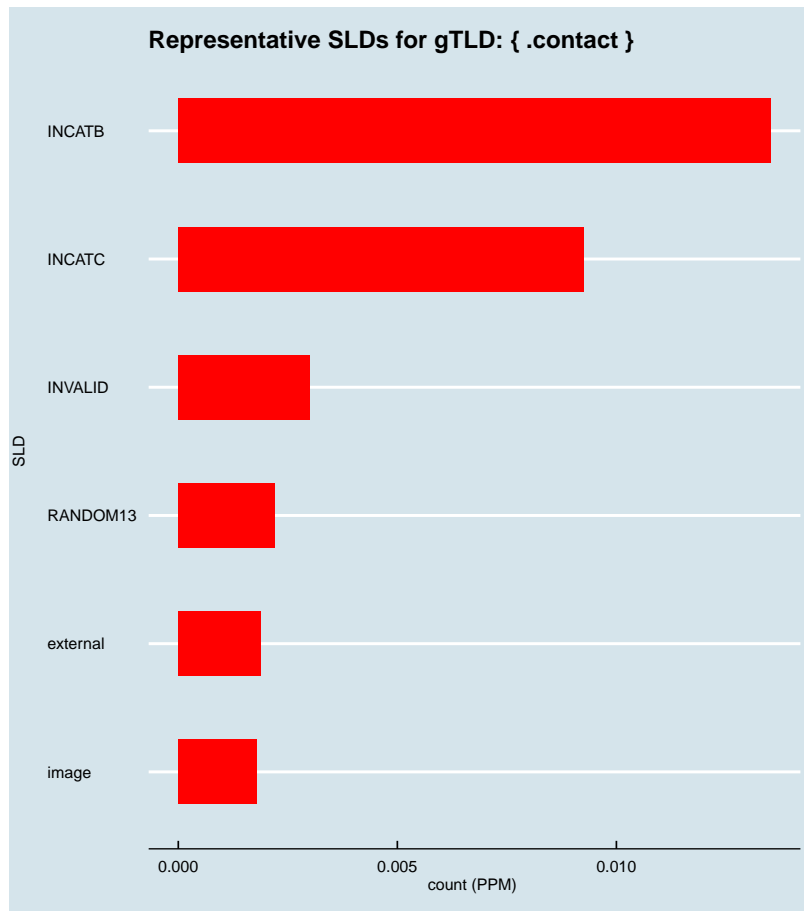


Figure 2.395: Representative SLDs for gTLD: { .contact }. The *x* axis displays number of times (in parts per million) the corresponding SLD (*y* axis) was found in the gTLD.

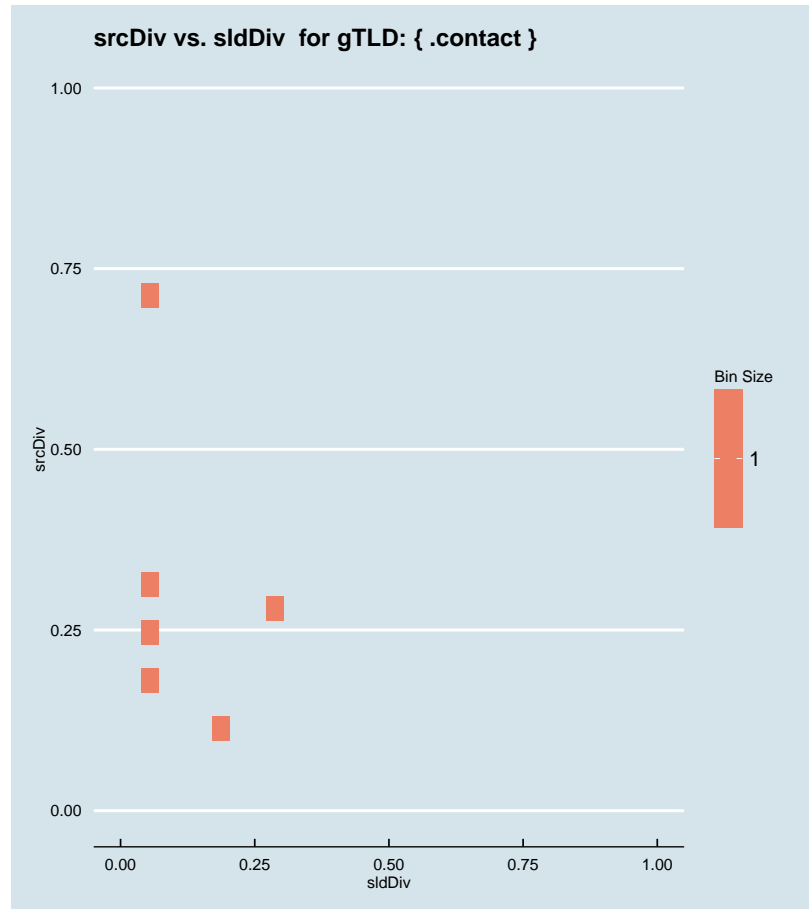


Figure 2.396: Binned scatter-plot of srcDiv and sldDiv for gTLD: { .contact }.

### :: 2.276 Representative SLDs for gTLD: { .contractors }

In this section, we collect representative SLDs related to gTLD: 'contractors'. We found 1 unique SLDs after filtering. A total of 2981 records were considered representative and they are 67.688% of the gTLD dump. Since the total number of records for this gTLD is 2981, there are 0 non-representative records (NRep). In addition, this set comprises 1.22E-6 of the entire data-set. Table 2.199 shows the corresponding SLDs ordered by the level of importance. Figure 2.397 shows the record count (PPM) for each representative SLD. Figure 2.398 shows the binned scatter-plot of srcDiv and sldDiv.

► { .contractors }  
Total SLDs: 1  
a-sldDiv: 67.688%  
a-oR: 0.000%  
NRep: 0



Individual SLD descriptors for gTLD: {contractors}										
SLD	count	sldDiv	$\phi$ -sldDiv	ipcount	srcDiv	$\phi$ -srcDiv	oR	a-srcDiv	a-oR	rem
INCATC	0.003	0.677	1.000	1.55E-4	0.052	0.006	1.22E-6	0.677	1.22E-6	0

Table 2.199: Top 1 most significant SLDs for gTLD 'contractors'. The SLD list holds 67.688% of the entries found in the gTLD and 1.22E-6 of the total number of entries for the entire experiment. **count** represents the number of records found for the SLD (in parts per million). **sldDiv** is the raw count divided by the number of records of this gTLD dump file. **oR** is the ratio of raw count to the total number of records of the experiment.  **$\phi$ -sldDiv** represents the  $\phi$  percentile of sldDiv on the entire data-set. **a-srcDiv** is the cumulative srcDiv variable. **a-oR** is the cumulative oR.

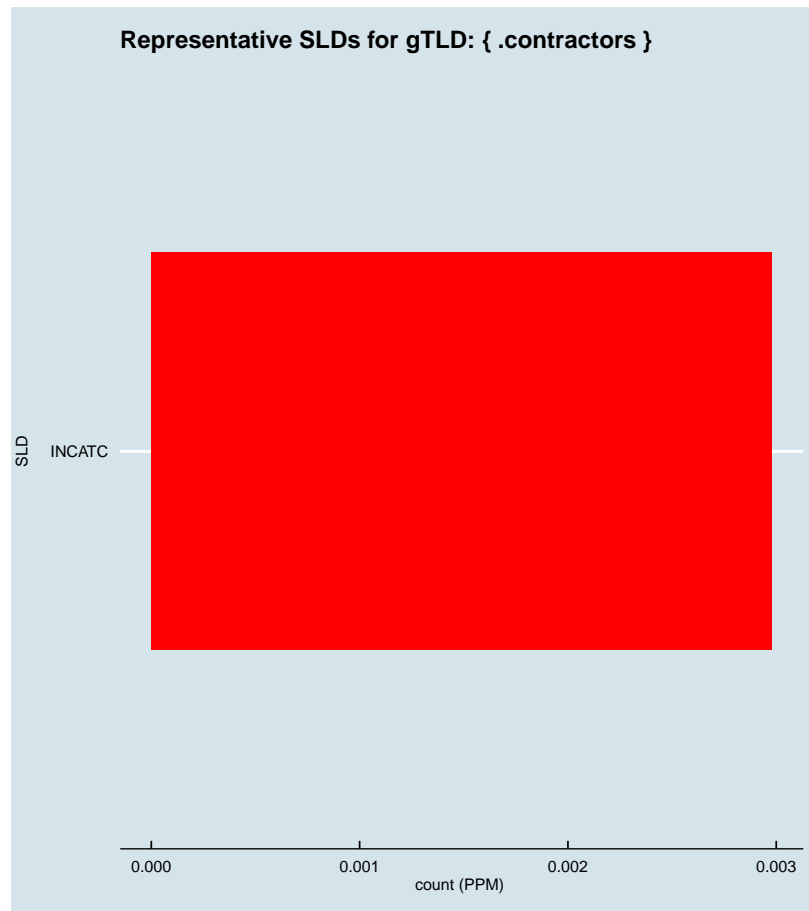


Figure 2.397: Representative SLDs for gTLD: { .contractors}. The  $x$  axis displays number of times (in parts per million) the corresponding SLD ( $y$  axis) was found in the gTLD.

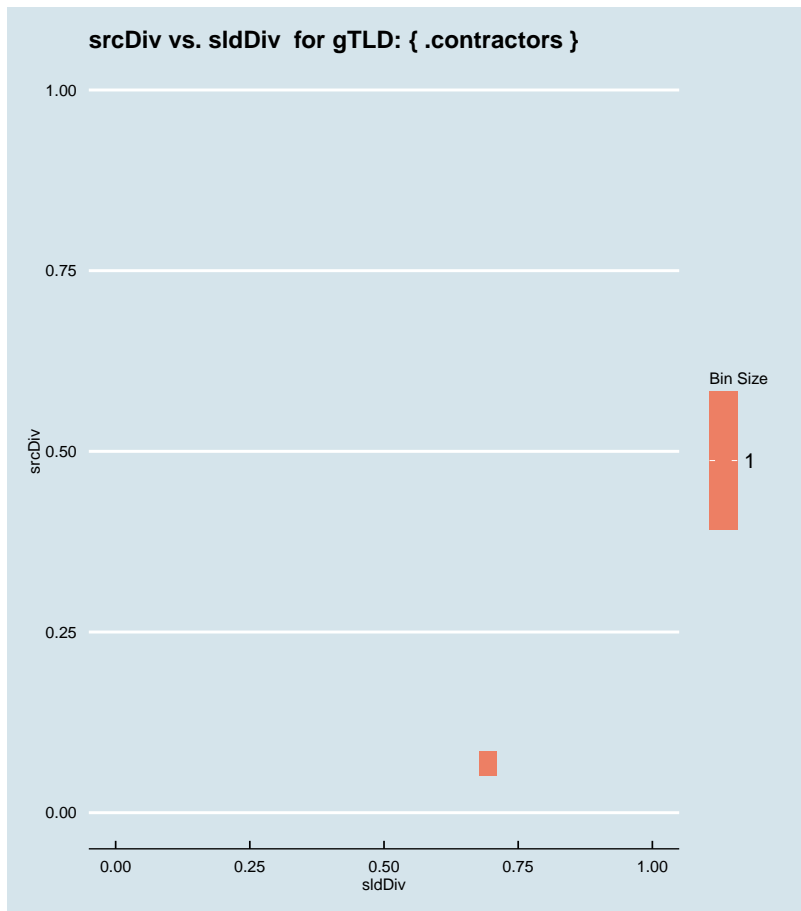


Figure 2.398: Binned scatter-plot of srcDiv and sldDiv for gTLD: { .contractors }.

∴ 2.277 Representative SLDs for gTLD: { .cooking }

In this section, we collect representative SLDs related to gTLD: 'cooking'. We found 0 unique SLDs after filtering. A total of 0 records were considered representative and they are 0.000% of the gTLD dump. Since the total number of records for this gTLD is 0, there are 0 non-representative records (NRep). In addition, this set comprises 0E0 of the entire data-set.

```
► { .cooking }
Total SLDs: 0
a-sldDiv: 0.000%
a-oR: 0.000%
NRep: 0
```

∴ 2.278 Representative SLDs for gTLD: { .cookingchannel }

In this section, we collect representative SLDs related to gTLD: 'cookingchannel'. We

```
► { .cookingchannel }
Total SLDs: 0
a-sldDiv: 0.000%
a-oR: 0.000%
NRep: 0
```

found 0 unique SLDs after filtering. A total of 0 records were considered representative and they are 0.000% of the gTLD dump. Since the total number of records for this gTLD is 0, there are 0 non-representative records (NRep). In addition, this set comprises 0E0 of the entire data-set.

## :: 2.279 Representative SLDs for gTLD: {.cool}

In this section, we collect representative SLDs related to gTLD: 'cool'. We found 12 unique SLDs after filtering. A total of 59125 records were considered representative and they are 74.342% of the gTLD dump. Since the total number of records for this gTLD is 59125, there are 0 non-representative records (NRep). In addition, this set comprises 2.42E-5 of the entire data-set. Table 2.200 shows the corresponding SLDs ordered by the level of importance. Figure 2.399 shows the record count (PPM) for each representative SLD. Figure 2.400 shows the binned scatter-plot of srcDiv and sldDiv.

▶ {.cool}  
Total SLDs: 12  
a-sldDiv: 74.342%  
a-oR: 0.002%  
NRep: 0

Individual SLD descriptors for gTLD: {.cool}										
SLD	count	sldDiv	$\phi$ -sldDiv	ipcount	srcDiv	$\phi$ -srcDiv	oR	a-srcDiv	a-oR	rem
INVALID	0.010	0.120	1.000	0.001	0.132	0.025	3.91E-6	0.120	3.91E-6	49594
INCATC	0.008	0.095	1.000	0.003	0.336	0.096	3.09E-6	0.215	6.99E-6	42057
INCATB	0.007	0.091	1.000	0.002	0.232	0.055	2.95E-6	0.305	9.95E-6	34847
bbs	0.007	0.085	1.000	0.002	0.276	0.070	2.76E-6	0.390	1.27E-5	28113
INCATF	0.005	0.069	1.000	5.21E-4	0.096	0.016	2.23E-6	0.458	1.49E-5	22664
SHORTSLD	0.005	0.068	1.000	9.86E-4	0.183	0.040	2.21E-6	0.526	1.72E-5	17273
INCATE	0.004	0.054	1.000	0.003	0.644	0.207	1.75E-6	0.580	1.89E-5	13001
RANDOM10	0.004	0.049	1.000	6.3E-4	0.162	0.033	1.59E-6	0.629	2.05E-5	9120
RANDOM13	0.003	0.038	1.000	6.04E-4	0.199	0.043	1.24E-6	0.667	2.17E-5	6087
wpad	0.003	0.037	1.000	7.73E-4	0.260	0.066	1.22E-6	0.704	2.3E-5	3110
isatap	0.002	0.022	0.999	6.03E-4	0.350	0.098	7.07E-7	0.726	2.37E-5	1385
staying	0.001	0.017	0.999	9.9E-5	0.071	0.011	5.68E-7	0.743	2.42E-5	0

Table 2.200: Top 12 most significant SLDs for gTLD 'cool'. The SLD list holds 74.342% of the entries found in the gTLD and 2.42E-5 of the total number of entries for the entire experiment. **count** represents the number of records found for the SLD (in parts per million). **sldDiv** is the raw count divided by the number of records of this gTLD dump file. **oR** is the ratio of raw count to the total number of records of the experiment.  **$\phi$ -sldDiv** represents the  $\phi$  percentile of sldDiv on the entire data-set. **a-srcDiv** is the cumulative srcDiv variable. **a-oR** is the cumulative oR.

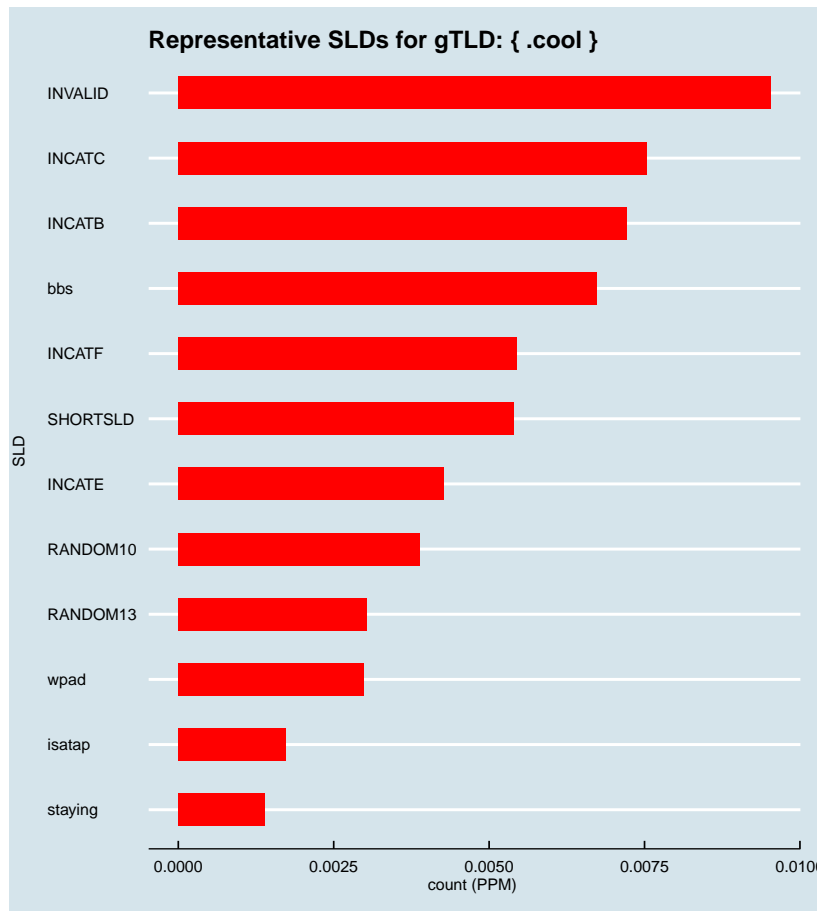


Figure 2.399: Representative SLDs for gTLD: { .cool }. The x axis displays number of times (in parts per million) the corresponding SLD (y axis) was found in the gTLD.



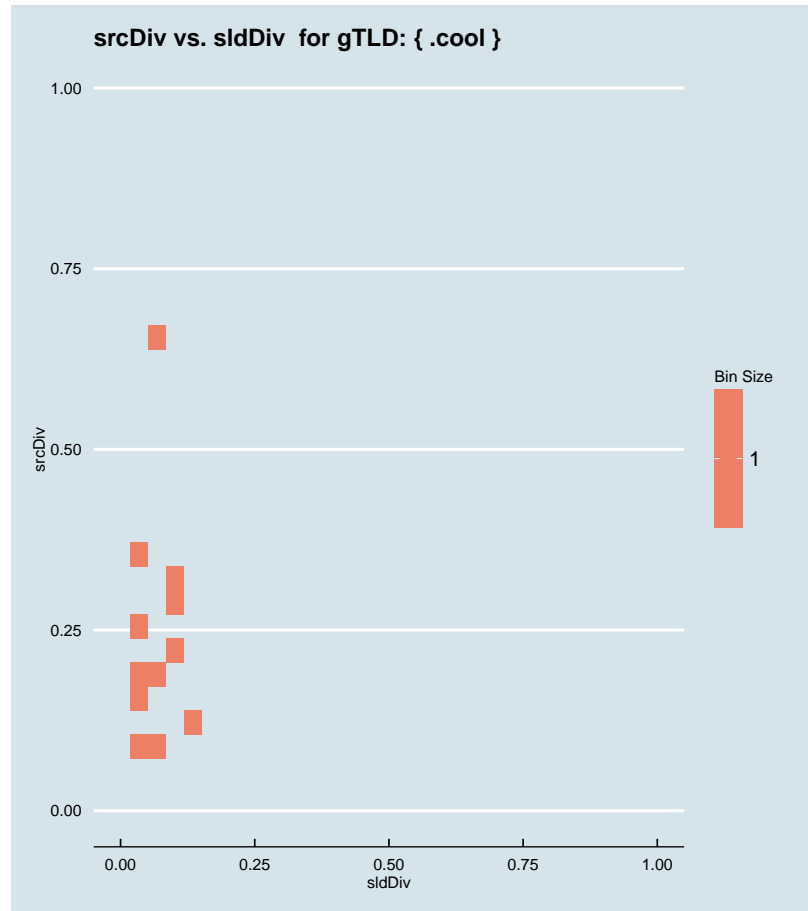


Figure 2.400: Binned scatter-plot of srcDiv and sldDiv for gTLD: { .cool }.

### :: 2.280 Representative SLDs for gTLD: { .corp }

In this section, we collect representative SLDs related to gTLD: 'corp'. We found 631 unique SLDs after filtering. A total of 248531864 records were considered representative and they are 93.464% of the gTLD dump. Since the total number of records for this gTLD is 262109901, there are 13578037 non-representative records (NRep). In addition, this set comprises 0.102 of the entire data-set. Table 2.201 shows the corresponding SLDs ordered by the level of importance. Figure 2.401 shows the record count (PPM) for each representative SLD. Figure 2.402 shows the binned scatter-plot of srcDiv and sldDiv.

► { .corp }  
Total SLDs: 631  
a-sldDiv: 93.464%  
a-oR: 10.185%  
NRep: 13578037



Individual SLD descriptors for gTLD: {corp}										
SLD	count	sldDiv	$\phi$ -sldDiv	ipcount	srcDiv	$\phi$ -srcDiv	oR	a-srcDiv	a-oR	rem
INCATC	80.565	0.303	1.000	0.113	0.001	2.83E-5	0.033	0.303	0.033	181544458
INCATF	29.684	0.112	1.000	0.128	0.004	1.55E-4	0.012	0.415	0.045	151860614
RANDOM13	12.910	0.049	1.000	0.073	0.006	2.24E-4	0.005	0.463	0.050	138950521
INCATD	11.618	0.044	1.000	0.100	0.009	4.07E-4	0.005	0.507	0.055	127332358
INCATB	9.384	0.035	1.000	0.059	0.006	2.6E-4	0.004	0.542	0.059	117948165
appriver	6.580	0.025	0.999	0.003	4.38E-4	5.8E-6	0.003	0.567	0.062	111368410
RANDOM10	5.201	0.020	0.999	0.049	0.009	4.57E-4	0.002	0.586	0.064	106167450
bvcorp	4.291	0.016	0.999	0.033	0.008	3.49E-4	0.002	0.603	0.066	101876918
sungard	4.005	0.015	0.999	0.030	0.007	3.25E-4	0.002	0.618	0.067	97871435
airbus	3.533	0.013	0.999	0.022	0.006	2.55E-4	0.001	0.631	0.069	94338143
ecolab	2.918	0.011	0.999	0.044	0.015	9.39E-4	0.001	0.642	0.070	91420526
zurich	2.729	0.010	0.999	0.025	0.009	4.33E-4	0.001	0.652	0.071	88691114
parker	2.556	0.010	0.999	0.030	0.012	6.28E-4	0.001	0.662	0.072	86135207
SHORTSLD	2.484	0.009	0.999	0.037	0.015	9.21E-4	0.001	0.671	0.073	83650951
hsi	2.072	0.008	0.999	0.027	0.013	7.62E-4	8.49E-4	0.679	0.074	81578617
root	1.707	0.006	0.999	0.025	0.014	8.86E-4	7E-4	0.685	0.075	79871245
compassgro...	1.612	0.006	0.999	0.023	0.014	8.58E-4	6.61E-4	0.691	0.075	78259068
thrivent	1.577	0.006	0.999	0.009	0.006	2.2E-4	6.46E-4	0.697	0.076	76681961
INVALID	1.389	0.005	0.999	0.035	0.025	0.002	5.69E-4	0.703	0.077	75292615
ini	1.291	0.005	0.999	0.002	0.001	2.89E-5	5.29E-4	0.707	0.077	74001838
sanm	1.218	0.005	0.999	0.017	0.014	8.12E-4	4.99E-4	0.712	0.078	72784334
hospira	1.075	0.004	0.998	0.019	0.018	0.001	4.4E-4	0.716	0.078	71709788
atd	1.054	0.004	0.998	0.022	0.021	0.002	4.32E-4	0.720	0.078	70655553
internal	0.985	0.004	0.998	0.020	0.020	0.002	4.04E-4	0.724	0.079	69670324
logistics	0.962	0.004	0.998	0.022	0.023	0.002	3.94E-4	0.727	0.079	68708382
sdl	0.957	0.004	0.998	0.012	0.013	7.41E-4	3.92E-4	0.731	0.080	67751171
cpwr	0.829	0.003	0.998	0.014	0.017	0.001	3.4E-4	0.734	0.080	66922053
main	0.822	0.003	0.998	0.018	0.022	0.002	3.37E-4	0.737	0.080	66100327
gta	0.816	0.003	0.998	7.49E-4	9.17E-4	1.52E-5	3.35E-4	0.740	0.081	65283846
sys	0.810	0.003	0.998	0.004	0.005	1.7E-4	3.32E-4	0.743	0.081	64473572
rackspace	0.782	0.003	0.998	0.008	0.011	5.49E-4	3.21E-4	0.746	0.081	63691073
sealedair	0.745	0.003	0.998	0.020	0.026	0.002	3.05E-4	0.749	0.082	62946434
abg	0.717	0.003	0.998	0.015	0.021	0.002	2.94E-4	0.752	0.082	62229287
INCATI	0.673	0.003	0.998	0.029	0.043	0.005	2.76E-4	0.754	0.082	61555830
longtai	0.648	0.002	0.998	4.32E-4	6.67E-4	1.01E-5	2.65E-4	0.757	0.082	60908087

Table 2.201: Top 35 most significant SLDs for gTLD 'corp'. The SLD list holds 93.464% of the entries found in the gTLD and 0.102 of the total number of entries for the entire experiment. **count** represents the number of records found for the SLD (in parts per million). **sldDiv** is the raw count divided by the number of records of this gTLD dump file. **oR** is the ratio of raw count to the total number of records of the experiment.  **$\phi$ -sldDiv** represents the  $\phi$  percentile of sldDiv on the entire data-set. **a-srcDiv** is the cumulative srcDiv variable. **a-oR** is the cumulative oR.

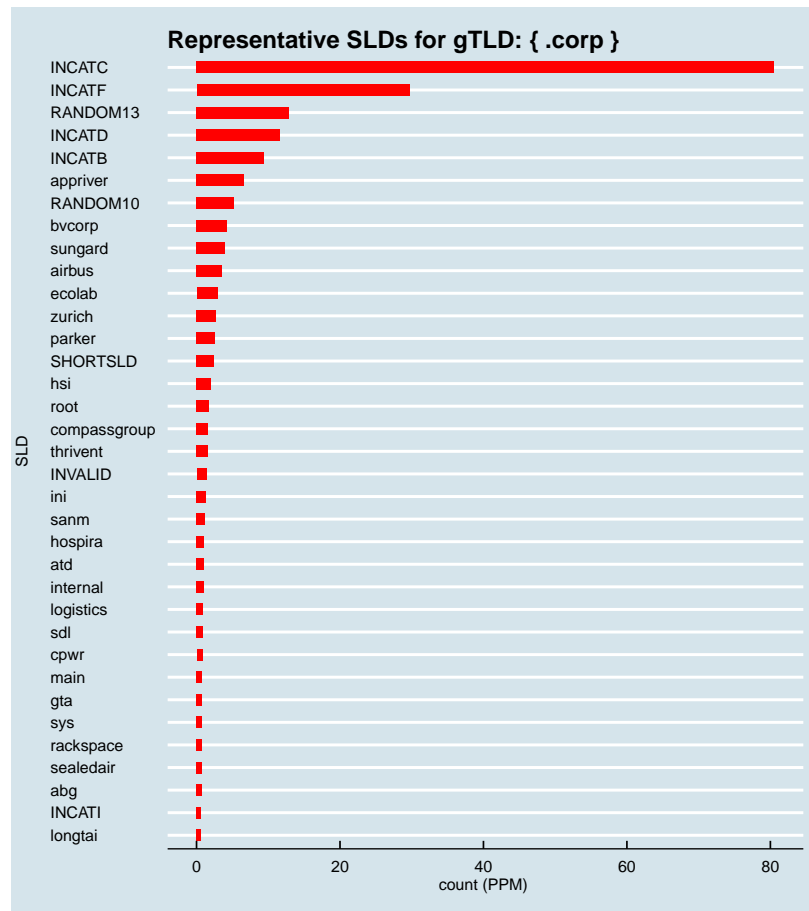


Figure 2.401: Representative SLDs for gTLD: { .corp }. The  $x$  axis displays number of times (in parts per million) the corresponding SLD ( $y$  axis) was found in the gTLD.

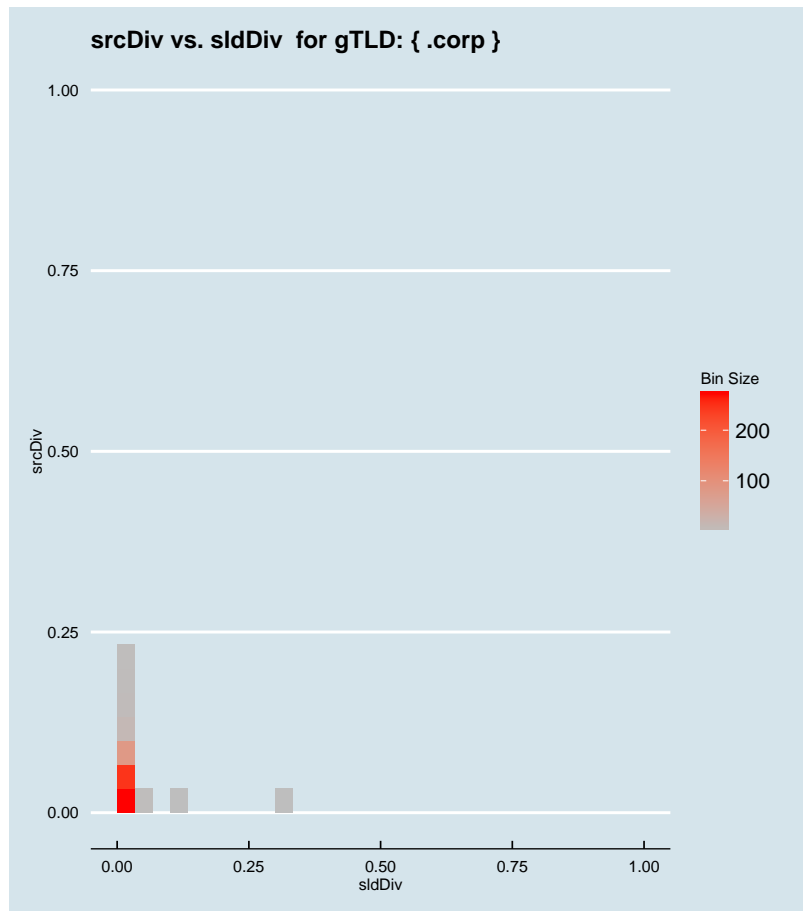


Figure 2.402: Binned scatter-plot of srcDiv and sldDiv for gTLD: { .corp }.

⚡ 2.281 Representative SLDs for gTLD: { .corsica }

In this section, we collect representative SLDs related to gTLD: 'corsica'. We found 0 unique SLDs after filtering. A total of 0 records were considered representative and they are 0.000% of the gTLD dump. Since the total number of records for this gTLD is 0, there are 0 non-representative records (NRep). In addition, this set comprises 0E0 of the entire data-set.

► { .corsica }  
 Total SLDs: 0  
 a-sldDiv: 0.000%  
 a-oR: 0.000%  
 NRep: 0

⚡ 2.282 Representative SLDs for gTLD: { .country }

In this section, we collect representative SLDs related to gTLD: 'country'. We found 3

► { .country }  
 Total SLDs: 3  
 a-sldDiv: 57.161%  
 a-oR: 0.000%  
 NRep: 0

unique SLDs after filtering. A total of 11830 records were considered representative and they are 57.161% of the gTLD dump. Since the total number of records for this gTLD is 11830, there are 0 non-representative records (NRep). In addition, this set comprises  $4.85E-6$  of the entire data-set. Table 2.202 shows the corresponding SLDs ordered by the level of importance. Figure 2.403 shows the record count (PPM) for each representative SLD. Figure 2.404 shows the binned scatter-plot of srcDiv and sldDiv.

Individual SLD descriptors for gTLD: {country}										
SLD	count	sldDiv	$\phi$ -sldDiv	ipcount	srcDiv	$\phi$ -srcDiv	oR	a-srcDiv	a-oR	rem
INVALID	0.008	0.385	1.000	$3.25E-4$	0.041	0.004	$3.26E-6$	0.385	$3.26E-6$	3865
INCATB	0.002	0.117	1.000	$9.06E-4$	0.373	0.102	$9.94E-7$	0.502	$4.26E-6$	1439
RANDOM13	0.001	0.070	1.000	$2.98E-4$	0.207	0.048	$5.9E-7$	0.572	$4.85E-6$	0

Table 2.202: Top 3 most significant SLDs for gTLD 'country'. The SLD list holds 57.161% of the entries found in the gTLD and  $4.85E-6$  of the total number of entries for the entire experiment. **count** represents the number of records found for the SLD (in parts per million). **sldDiv** is the raw count divided by the number of records of this gTLD dump file. **oR** is the ratio of raw count to the total number of records of the experiment.  **$\phi$ -sldDiv** represents the  $\phi$  percentile of sldDiv on the entire data-set. **a-srcDiv** is the cumulative srcDiv variable. **a-oR** is the cumulative oR.

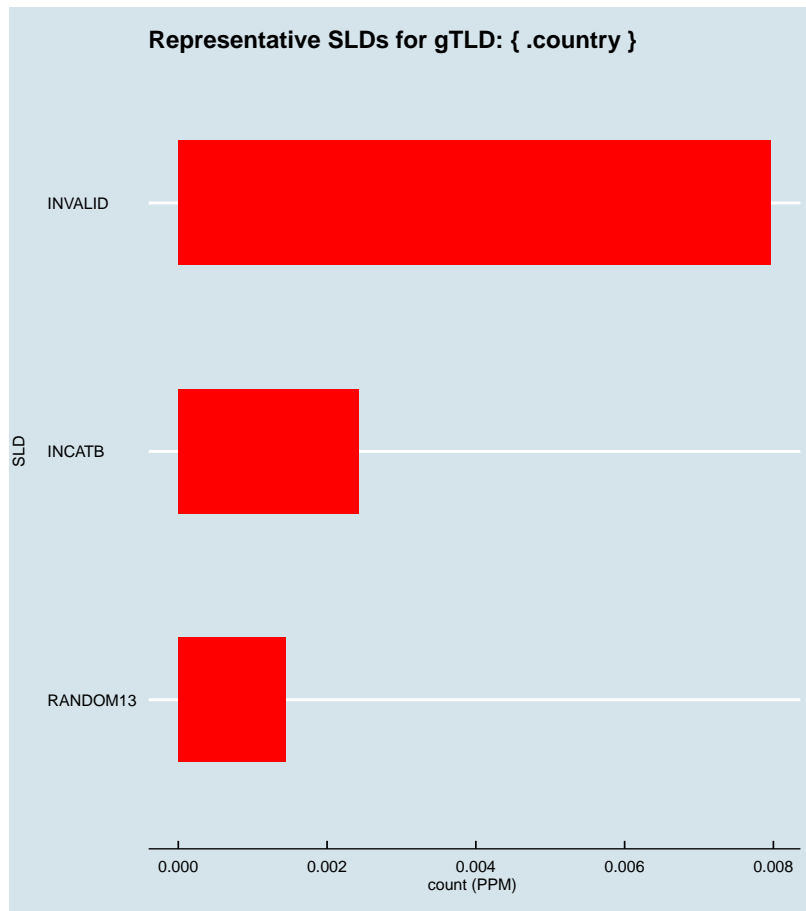


Figure 2.403: Representative SLDs for gTLD: { .country}. The *x* axis displays number of times (in parts per million) the corresponding SLD (*y* axis) was found in the gTLD.

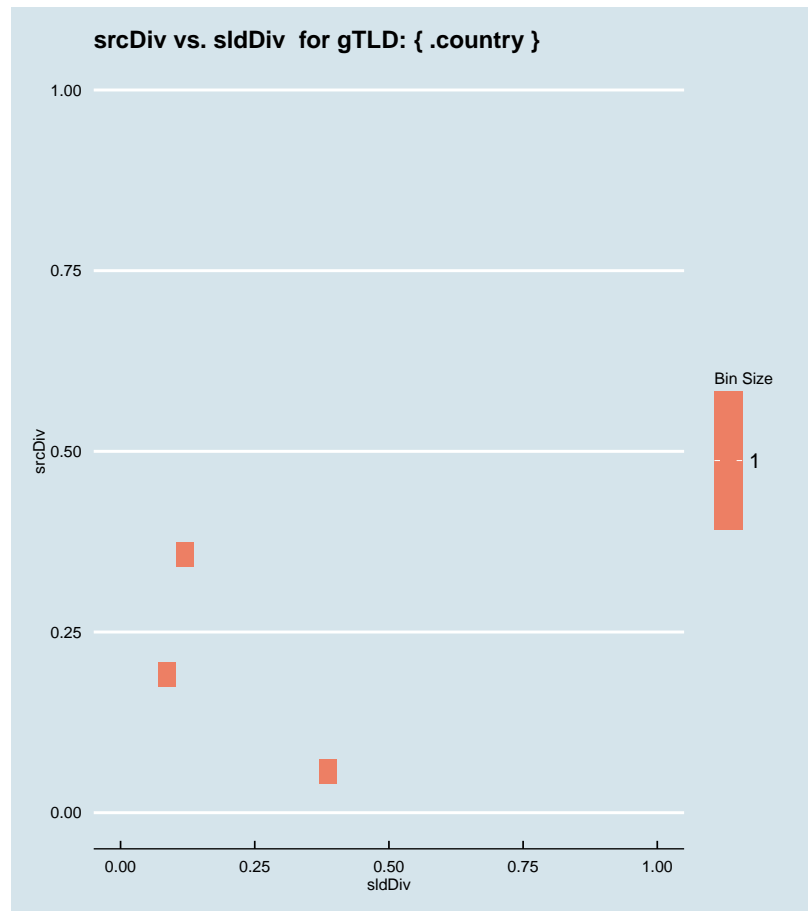


Figure 2.404: Binned scatter-plot of srcDiv and sldDiv for gTLD: {.country}.

### :: 2.283 Representative SLDs for gTLD: {.coupon}

In this section, we collect representative SLDs related to gTLD: 'coupon'. We found 0 unique SLDs after filtering. A total of 0 records were considered representative and they are 0.000% of the gTLD dump. Since the total number of records for this gTLD is 0, there are 0 non-representative records (NRep). In addition, this set comprises 0E0 of the entire data-set.

► {.coupon}  
Total SLDs: 0  
a-sldDiv: 0.000%  
a-oR: 0.000%  
NRep: 0

### :: 2.284 Representative SLDs for gTLD: {.coupons}

In this section, we collect representative SLDs related to gTLD: 'coupons'. We found

► {.coupons}  
Total SLDs: 0  
a-sldDiv: 0.000%  
a-oR: 0.000%  
NRep: 0



0 unique SLDs after filtering. A total of 0 records were considered representative and they are 0.000% of the gTLD dump. Since the total number of records for this gTLD is 0, there are 0 non-representative records (NRep). In addition, this set comprises 0E0 of the entire data-set.

∴ 2.285 Representative SLDs for gTLD: {courses}

In this section, we collect representative SLDs related to gTLD: 'courses'. We found 0 unique SLDs after filtering. A total of 0 records were considered representative and they are 0.000% of the gTLD dump. Since the total number of records for this gTLD is 0, there are 0 non-representative records (NRep). In addition, this set comprises 0E0 of the entire data-set.

► {courses}  
 Total SLDs: 0  
 a-sldDiv: 0.000%  
 a-oR: 0.000%  
 NRep: 0

∴ 2.286 Representative SLDs for gTLD: {cpa}

In this section, we collect representative SLDs related to gTLD: 'cpa'. We found 15 unique SLDs after filtering. A total of 126671 records were considered representative and they are 78.499% of the gTLD dump. Since the total number of records for this gTLD is 126671, there are 0 non-representative records (NRep). In addition, this set comprises 5.19E−5 of the entire data-set. Table 2.203 shows the corresponding SLDs ordered by the level of importance. Figure 2.405 shows the record count (PPM) for each representative SLD. Figure 2.406 shows the binned scatter-plot of srcDiv and sldDiv.

► {cpa}  
 Total SLDs: 15  
 a-sldDiv: 78.499%  
 a-oR: 0.005%  
 NRep: 0



Individual SLD descriptors for gTLD: {cpa}										
SLD	count	sldDiv	$\phi$ -sldDiv	ipcount	srcDiv	$\phi$ -srcDiv	oR	a-srcDiv	a-oR	rem
INCATF	0.044	0.270	1.000	0.003	0.060	0.008	1.79E-5	0.270	1.79E-5	83054
INVALID	0.024	0.148	1.000	0.001	0.042	0.005	9.76E-6	0.418	2.76E-5	59250
cohen	0.018	0.111	1.000	0.001	0.061	0.008	7.31E-6	0.528	3.49E-5	41401
INCATD	0.007	0.043	1.000	7.31E-4	0.106	0.019	2.82E-6	0.571	3.78E-5	34530
RANDOM13	0.006	0.039	1.000	9.96E-4	0.157	0.032	2.6E-6	0.610	4.04E-5	28191
INCATB	0.006	0.037	1.000	8.12E-4	0.135	0.026	2.46E-6	0.648	4.28E-5	22176
INCATC	0.004	0.025	0.999	7.35E-4	0.185	0.041	1.63E-6	0.672	4.45E-5	18196
ntamd	0.004	0.024	0.999	3.37E-4	0.089	0.014	1.56E-6	0.696	4.6E-5	14390
RANDOM10	0.003	0.019	0.999	9.36E-4	0.301	0.077	1.28E-6	0.715	4.73E-5	11278
wpad	0.003	0.019	0.999	7.86E-4	0.254	0.065	1.27E-6	0.734	4.86E-5	8188
hernandez	0.002	0.012	0.999	2.5E-5	0.013	7.19E-4	8.1E-7	0.746	4.94E-5	6212
mar	0.002	0.012	0.999	1.6E-5	0.009	3.98E-4	7.69E-7	0.758	5.01E-5	4336
csa	0.002	0.010	0.999	1.2E-4	0.073	0.011	6.72E-7	0.768	5.08E-5	2695
srf	0.001	0.009	0.999	1.7E-5	0.011	6.17E-4	6.07E-7	0.777	5.14E-5	1213
alh	0.001	0.008	0.999	1.84E-4	0.152	0.031	4.97E-7	0.785	5.19E-5	0

Table 2.203: Top 15 most significant SLDs for gTLD 'cpa'. The SLD list holds 78.499% of the entries found in the gTLD and 5.19E-5 of the total number of entries for the entire experiment. **count** represents the number of records found for the SLD (in parts per million). **sldDiv** is the raw count divided by the number of records of this gTLD dump file. **oR** is the ratio of raw count to the total number of records of the experiment.  **$\phi$ -sldDiv** represents the  $\phi$  percentile of sldDiv on the entire data-set. **a-srcDiv** is the cumulative srcDiv variable. **a-oR** is the cumulative oR.

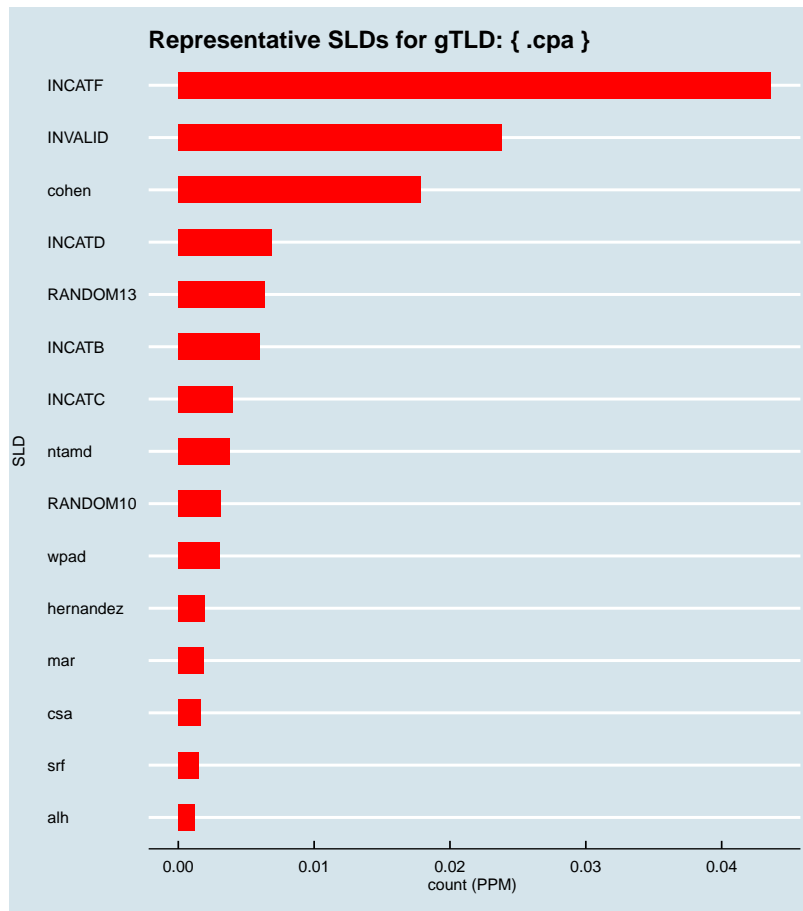


Figure 2.405: Representative SLDs for gTLD: { .cpa }. The x axis displays number of times (in parts per million) the corresponding SLD (y axis) was found in the gTLD.

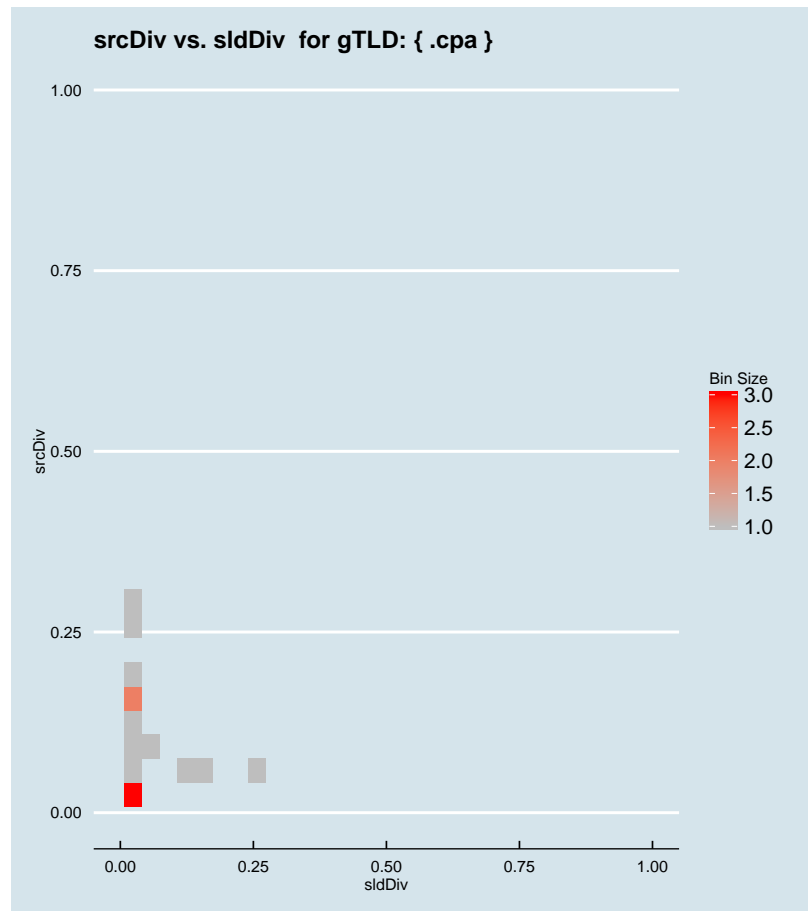


Figure 2.406: Binned scatter-plot of srcDiv and sldDiv for gTLD: { .cpa }.

### :: 2.287 Representative SLDs for gTLD: { .credit }

In this section, we collect representative SLDs related to gTLD: 'credit'. We found 5 unique SLDs after filtering. A total of 10089 records were considered representative and they are 45.834% of the gTLD dump. Since the total number of records for this gTLD is 10089, there are 0 non-representative records (NRep). In addition, this set comprises 4.13E-6 of the entire data-set. Table 2.204 shows the corresponding SLDs ordered by the level of importance. Figure 2.407 shows the record count (PPM) for each representative SLD. Figure 2.408 shows the binned scatter-plot of srcDiv and sldDiv.

► { .credit }  
Total SLDs: 5  
a-sldDiv: 45.834%  
a-oR: 0.000%  
NRep: 0

Individual SLD descriptors for gTLD: {credit}										
SLD	count	sldDiv	$\phi$ -sldDiv	ipcount	srcDiv	$\phi$ -srcDiv	oR	a-srcDiv	a-oR	rem
INCATB	0.003	0.146	1.000	7.2E-4	0.224	0.053	1.32E-6	0.146	1.32E-6	6875
bad	0.002	0.109	1.000	3.38E-4	0.141	0.027	9.85E-7	0.255	2.3E-6	4472
RANDOM13	0.002	0.076	1.000	3.01E-4	0.179	0.039	6.88E-7	0.332	2.99E-6	2792
INCATF	0.002	0.070	1.000	1.77E-4	0.114	0.021	6.34E-7	0.402	3.62E-6	1246
poor	0.001	0.057	1.000	1.52E-4	0.122	0.022	5.11E-7	0.458	4.13E-6	0

Table 2.204: Top 5 most significant SLDs for gTLD 'credit'. The SLD list holds 45.834% of the entries found in the gTLD and 4.13E-6 of the total number of entries for the entire experiment. **count** represents the number of records found for the SLD (in parts per million). **sldDiv** is the raw count divided by the number of records of this gTLD dump file. **oR** is the ratio of raw count to the total number of records of the experiment.  **$\phi$ -sldDiv** represents the  $\phi$  percentile of sldDiv on the entire data-set. **a-srcDiv** is the cumulative srcDiv variable. **a-oR** is the cumulative oR.

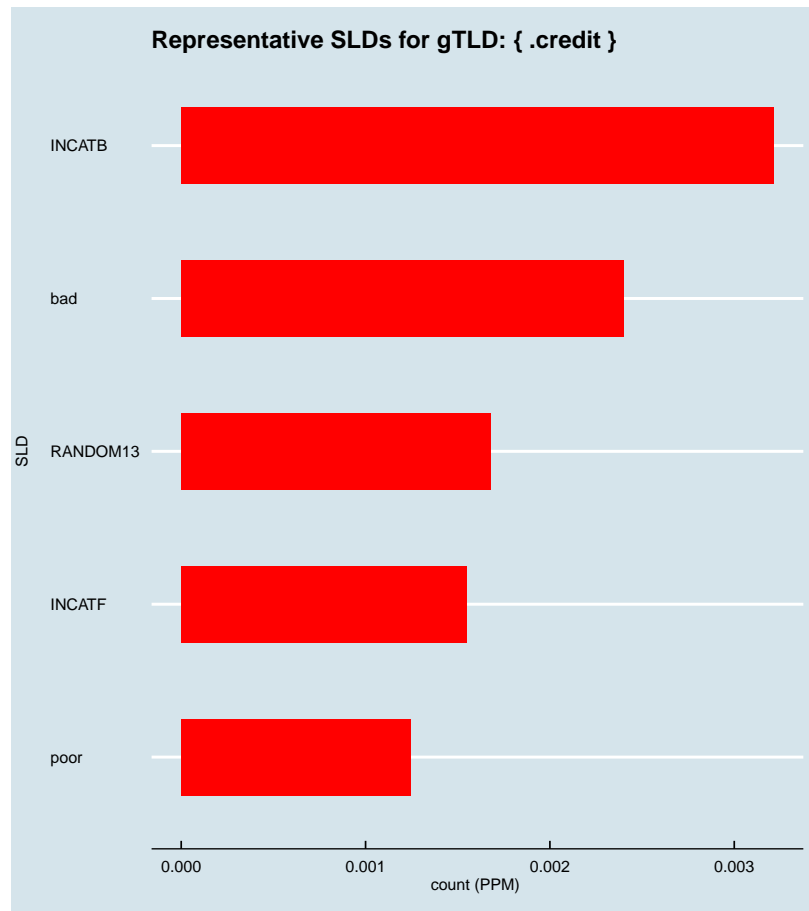


Figure 2.407: Representative SLDs for gTLD: { .credit}. The  $x$  axis displays number of times (in parts per million) the corresponding SLD ( $y$  axis) was found in the gTLD.

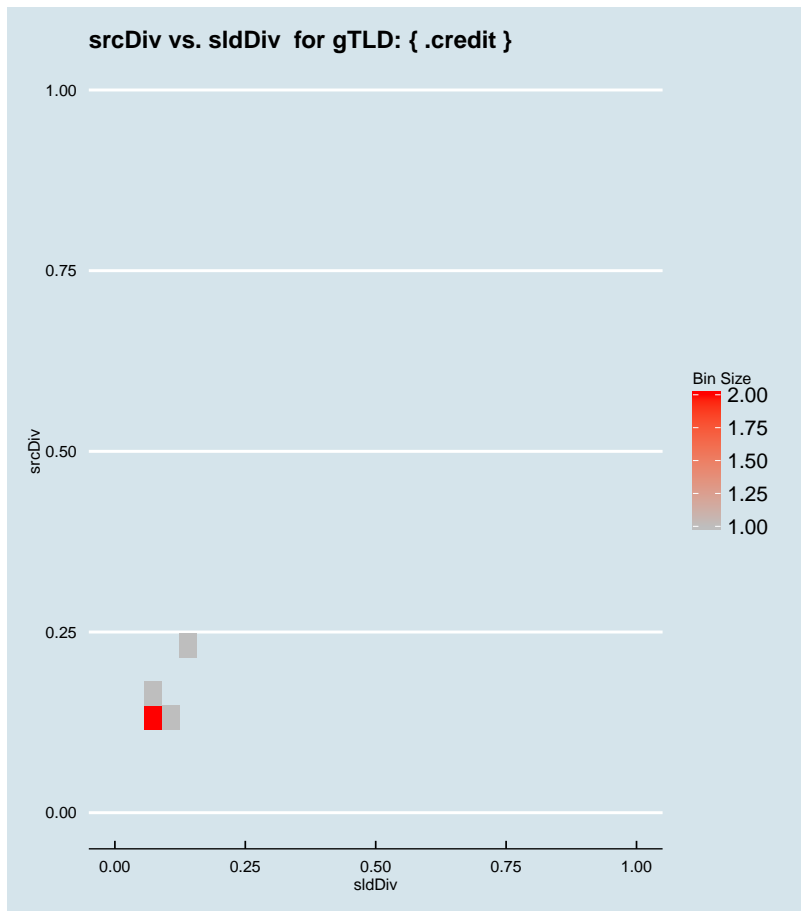


Figure 2.408: Binned scatter-plot of srcDiv and sldDiv for gTLD: {.credit}.

∴ 2.288 Representative SLDs for gTLD: {.creditcard}

In this section, we collect representative SLDs related to gTLD: 'creditcard'. We found 0 unique SLDs after filtering. A total of 0 records were considered representative and they are 0.000% of the gTLD dump. Since the total number of records for this gTLD is 0, there are 0 non-representative records (NRep). In addition, this set comprises 0E0 of the entire data-set.

```
► {.creditcard}
Total SLDs: 0
a-sldDiv: 0.000%
a-oR: 0.000%
NRep: 0
```

∴ 2.289 Representative SLDs for gTLD: {.creditunion}

In this section, we collect representative SLDs related to gTLD: 'creditunion'. We

```
► {.creditunion}
Total SLDs: 0
a-sldDiv: 0.000%
a-oR: 0.000%
NRep: 0
```

found 0 unique SLDs after filtering. A total of 0 records were considered representative and they are 0.000% of the gTLD dump. Since the total number of records for this gTLD is 0, there are 0 non-representative records (NRep). In addition, this set comprises 0E0 of the entire data-set.

## :: 2.290 Representative SLDs for gTLD: {cricket}

In this section, we collect representative SLDs related to gTLD: 'cricket'. We found 6 unique SLDs after filtering. A total of 15867 records were considered representative and they are 65.229% of the gTLD dump. Since the total number of records for this gTLD is 15867, there are 0 non-representative records (NRep). In addition, this set comprises 6.5E−6 of the entire data-set. Table 2.205 shows the corresponding SLDs ordered by the level of importance. Figure 2.409 shows the record count (PPM) for each representative SLD. Figure 2.410 shows the binned scatter-plot of srcDiv and sldDiv.

► {cricket}  
 Total SLDs: 6  
 a-sldDiv: 65.229%  
 a-oR: 0.001%  
 NRep: 0

Individual SLD descriptors for gTLD: {cricket}										
SLD	count	sldDiv	$\phi$ -sldDiv	ipcount	srcDiv	$\phi$ -srcDiv	oR	a-srcDiv	a-oR	rem
INVALID	0.007	0.276	1.000	4.01E−4	0.060	0.008	2.75E−6	0.276	2.75E−6	9156
RANDOM10	0.002	0.099	1.000	2.22E−4	0.092	0.015	9.86E−7	0.375	3.74E−6	6749
RANDOM13	0.002	0.095	1.000	2.26E−4	0.098	0.016	9.48E−7	0.470	4.68E−6	4435
INCATE	0.002	0.062	1.000	7.26E−4	0.480	0.129	6.2E−7	0.532	5.3E−6	2922
INCATC	0.001	0.061	1.000	6.81E−4	0.461	0.126	6.05E−7	0.593	5.91E−6	1445
INCATB	0.001	0.059	1.000	2.84E−4	0.197	0.043	5.92E−7	0.652	6.5E−6	0

Table 2.205: Top 6 most significant SLDs for gTLD 'cricket'. The SLD list holds 65.229% of the entries found in the gTLD and 6.5E−6 of the total number of entries for the entire experiment. **count** represents the number of records found for the SLD (in parts per million). **sldDiv** is the raw count divided by the number of records of this gTLD dump file. **oR** is the ratio of raw count to the total number of records of the experiment.  **$\phi$ -sldDiv** represents the  $\phi$  percentile of sldDiv on the entire data-set. **a-srcDiv** is the cumulative srcDiv variable. **a-oR** is the cumulative oR.

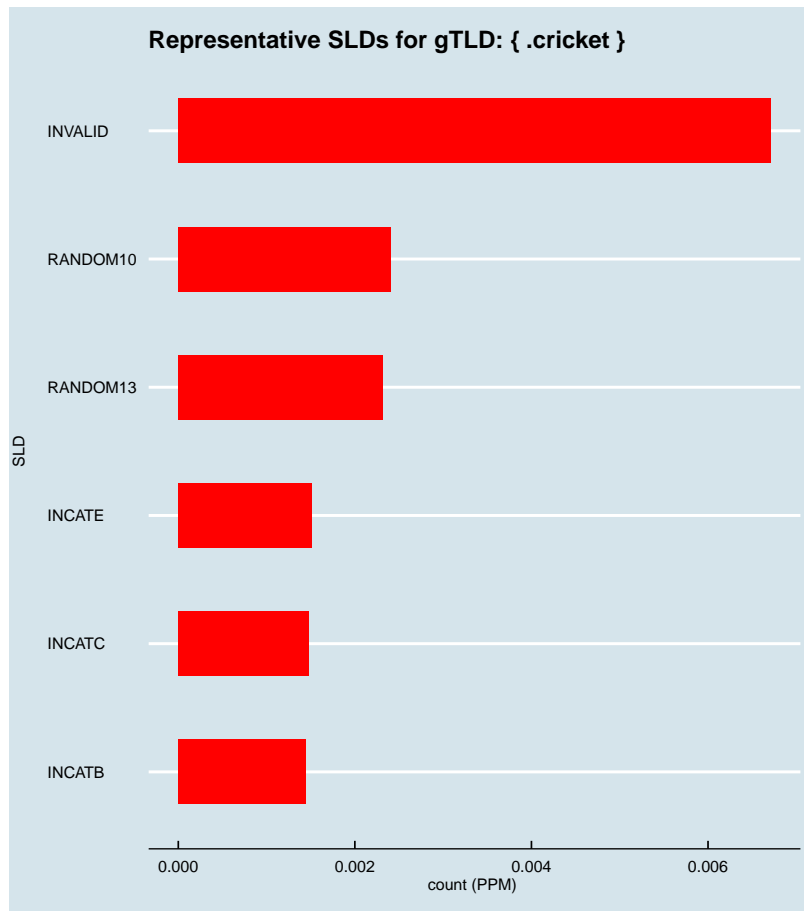


Figure 2.409: Representative SLDs for gTLD: { .cricket }. The x axis displays number of times (in parts per million) the corresponding SLD (y axis) was found in the gTLD.



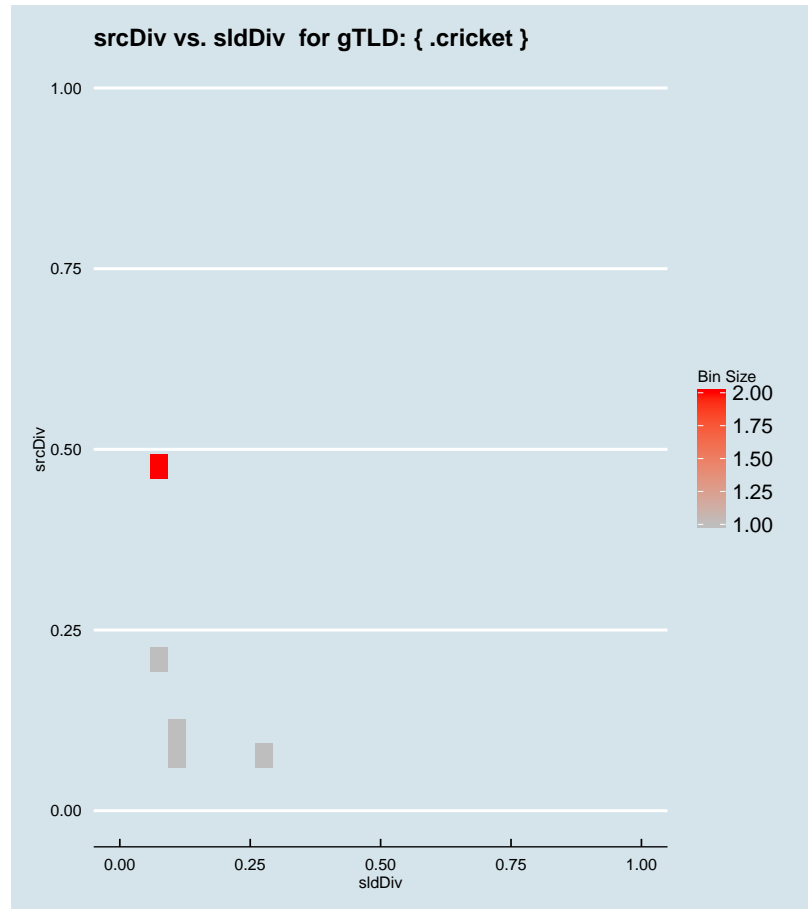


Figure 2.410: Binned scatter-plot of srcDiv and sldDiv for gTLD: { .cricket}.

### :: 2.291 Representative SLDs for gTLD: { .crown }

In this section, we collect representative SLDs related to gTLD: 'crown'. We found 8 unique SLDs after filtering. A total of 67273 records were considered representative and they are 84.856% of the gTLD dump. Since the total number of records for this gTLD is 67273, there are 0 non-representative records (NRep). In addition, this set comprises 2.76E-5 of the entire data-set. Table 2.206 shows the corresponding SLDs ordered by the level of importance. Figure 2.411 shows the record count (PPM) for each representative SLD. Figure 2.412 shows the binned scatter-plot of srcDiv and sldDiv.

► { .crown }  
Total SLDs: 8  
a-sldDiv: 84.856%  
a-oR: 0.003%  
NRep: 0

Individual SLD descriptors for gTLD: {crown}										
SLD	count	sldDiv	$\phi$ -sldDiv	ipcount	srcDiv	$\phi$ -srcDiv	oR	a-srcDiv	a-oR	rem
INCATD	0.029	0.360	1.000	0.003	0.120	0.022	1.17E-5	0.360	1.17E-5	38766
INCATB	0.021	0.263	1.000	0.003	0.160	0.033	8.56E-6	0.623	2.02E-5	17876
INVALID	0.007	0.089	1.000	6.01E-4	0.085	0.013	2.9E-6	0.712	2.31E-5	10793
RANDOM13	0.003	0.034	1.000	4.9E-4	0.183	0.040	1.1E-6	0.746	2.42E-5	8115
wpad	0.002	0.029	0.999	5.28E-4	0.226	0.053	9.56E-7	0.776	2.52E-5	5782
RANDOM10	0.002	0.029	0.999	2.79E-4	0.121	0.022	9.45E-7	0.805	2.61E-5	3475
INCATF	0.002	0.023	0.999	1.53E-4	0.083	0.013	7.54E-7	0.828	2.69E-5	1636
isatap	0.002	0.021	0.999	5.3E-4	0.324	0.081	6.7E-7	0.849	2.76E-5	0

Table 2.206: Top 8 most significant SLDs for gTLD 'crown'. The SLD list holds 84.856% of the entries found in the gTLD and 2.76E-5 of the total number of entries for the entire experiment. **count** represents the number of records found for the SLD (in parts per million). **sldDiv** is the raw count divided by the number of records of this gTLD dump file. **oR** is the ratio of raw count to the total number of records of the experiment.  $\phi$ -**sldDiv** represents the  $\phi$  percentile of sldDiv on the entire data-set. **a-srcDiv** is the cumulative srcDiv variable. **a-oR** is the cumulative oR.

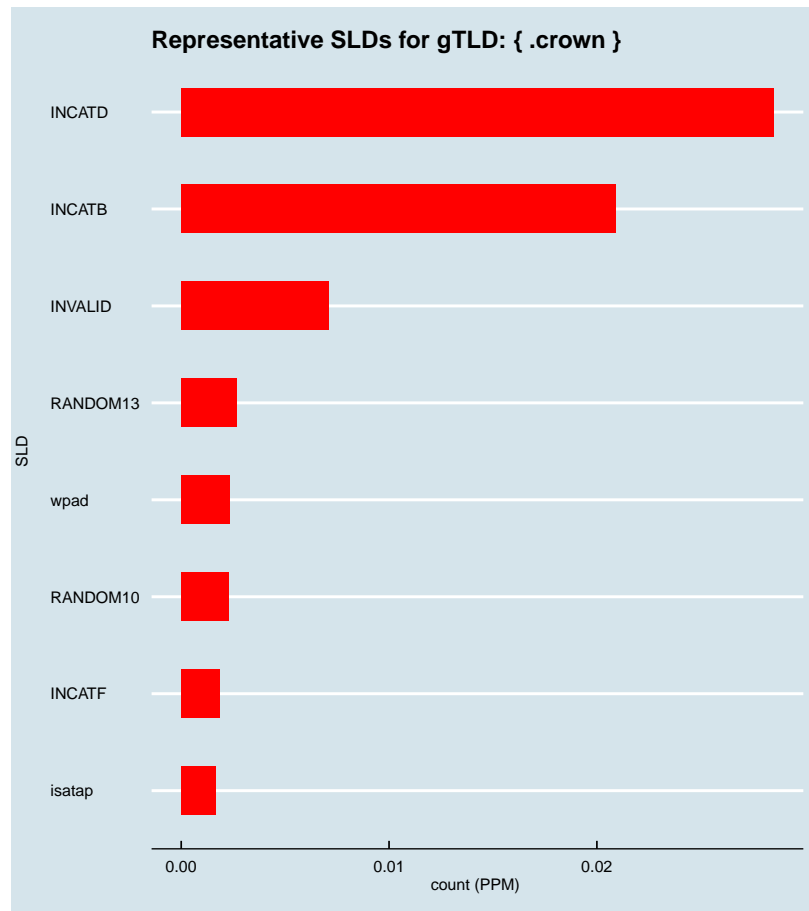


Figure 2.411: Representative SLDs for gTLD: { .crown }. The  $x$  axis displays number of times (in parts per million) the corresponding SLD ( $y$  axis) was found in the gTLD.

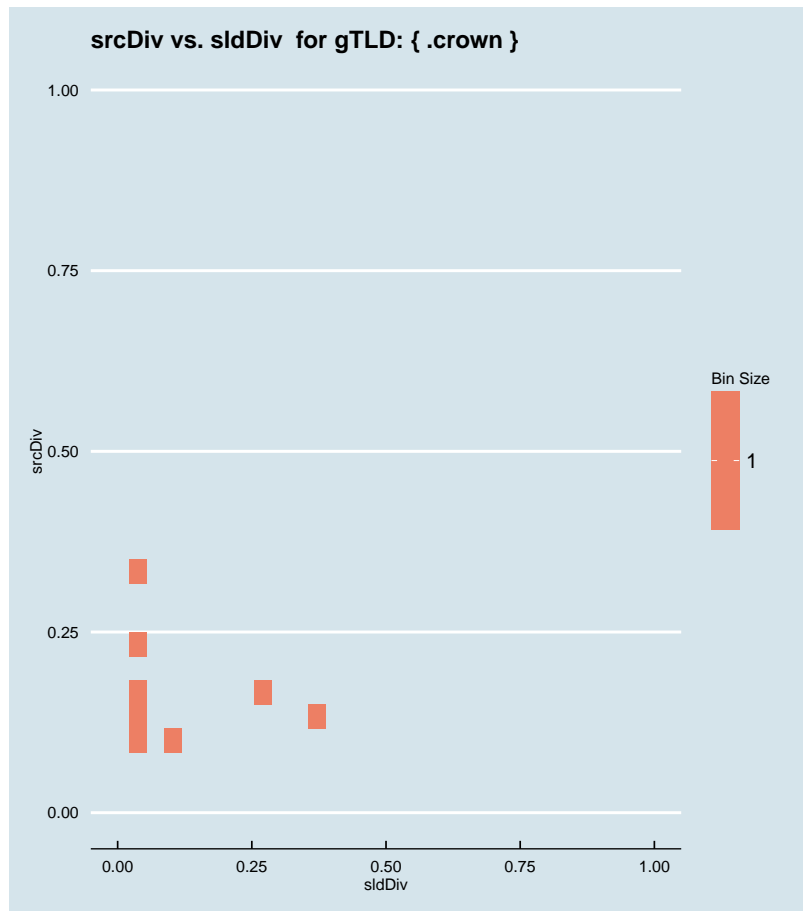


Figure 2.412: Binned scatter-plot of srcDiv and sldDiv for gTLD: { .crown }.

### :: 2.292 Representative SLDs for gTLD: { .crs }

In this section, we collect representative SLDs related to gTLD: 'crs'. We found 5 unique SLDs after filtering. A total of 17717 records were considered representative and they are 54.755% of the gTLD dump. Since the total number of records for this gTLD is 17717, there are 0 non-representative records (NRep). In addition, this set comprises 7.26E-6 of the entire data-set. Table 2.207 shows the corresponding SLDs ordered by the level of importance. Figure 2.413 shows the record count (PPM) for each representative SLD. Figure 2.414 shows the binned scatter-plot of srcDiv and sldDiv.

► { .crs }  
 Total SLDs: 5  
 a-sldDiv: 54.755%  
 a-oR: 0.001%  
 NRep: 0

Individual SLD descriptors for gTLD: {crs}										
SLD	count	sldDiv	$\phi$ -sldDiv	ipcount	srcDiv	$\phi$ -srcDiv	oR	a-srcDiv	a-oR	rem
INCATB	0.008	0.247	1.000	4.41E-4	0.055	0.007	3.28E-6	0.247	3.28E-6	9722
INVALID	0.003	0.093	1.000	3.81E-4	0.127	0.024	1.23E-6	0.340	4.5E-6	6727
INCATF	0.003	0.083	1.000	2.17E-4	0.080	0.012	1.11E-6	0.423	5.61E-6	4030
RANDOM13	0.002	0.076	1.000	3.41E-4	0.138	0.027	1.01E-6	0.499	6.62E-6	1558
wpad	0.002	0.048	1.000	4.85E-4	0.311	0.079	6.38E-7	0.548	7.26E-6	0

Table 2.207: Top 5 most significant SLDs for gTLD 'crs'. The SLD list holds 54.755% of the entries found in the gTLD and 7.26E-6 of the total number of entries for the entire experiment. **count** represents the number of records found for the SLD (in parts per million). **sldDiv** is the raw count divided by the number of records of this gTLD dump file. **oR** is the ratio of raw count to the total number of records of the experiment.  **$\phi$ -sldDiv** represents the  $\phi$  percentile of sldDiv on the entire data-set. **a-srcDiv** is the cumulative srcDiv variable. **a-oR** is the cumulative oR.

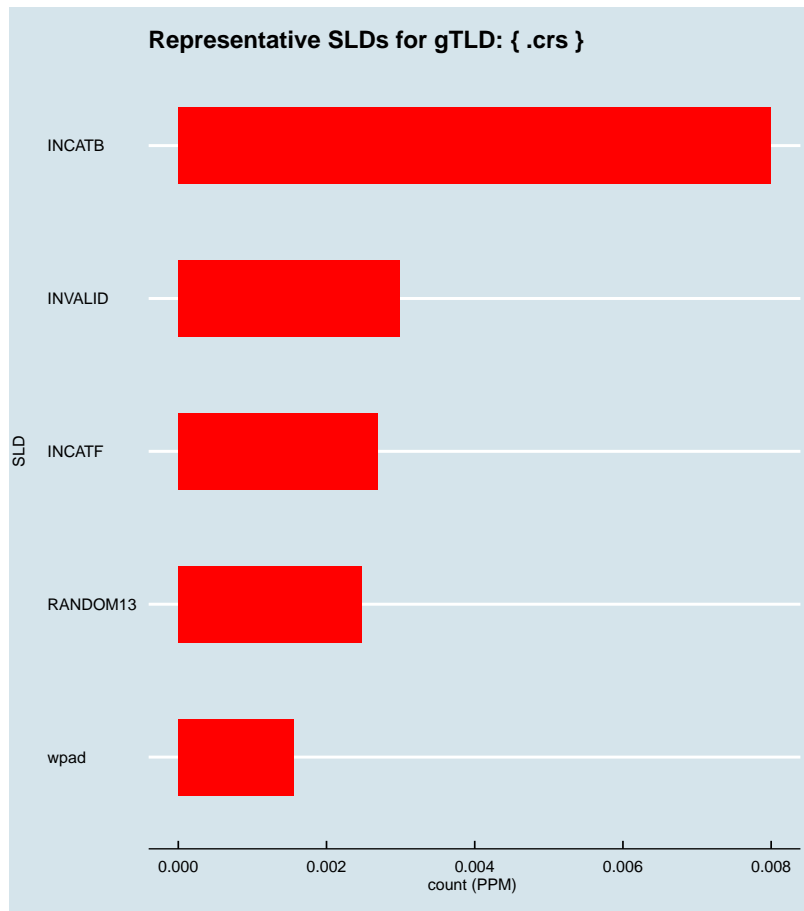


Figure 2.413: Representative SLDs for gTLD: { .crs}. The *x* axis displays number of times (in parts per million) the corresponding SLD (*y* axis) was found in the gTLD.

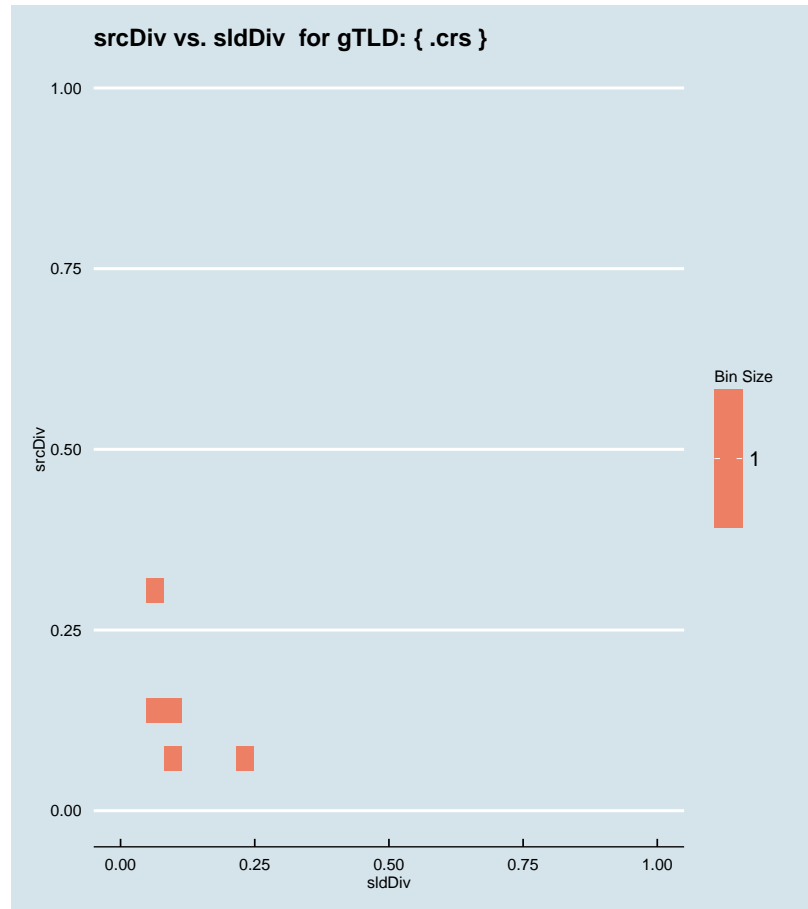


Figure 2.414: Binned scatter-plot of srcDiv and sldDiv for gTLD: { .crs }.

### :: 2.293 Representative SLDs for gTLD: { .cruise }

In this section, we collect representative SLDs related to gTLD: 'cruise'. We found 1 unique SLDs after filtering. A total of 2137 records were considered representative and they are 45.391% of the gTLD dump. Since the total number of records for this gTLD is 2137, there are 0 non-representative records (NRep). In addition, this set comprises  $8.76E-7$  of the entire data-set. Table 2.208 shows the corresponding SLDs ordered by the level of importance. Figure 2.415 shows the record count (PPM) for each representative SLD. Figure 2.416 shows the binned scatter-plot of srcDiv and sldDiv.

► { .cruise }  
Total SLDs: 1  
a-sldDiv: 45.391%  
a-oR: 0.000%  
NRep: 0



Individual SLD descriptors for gTLD: {cruise}										
SLD	count	sldDiv	$\phi$ -sldDiv	ipcount	srcDiv	$\phi$ -srcDiv	oR	a-srcDiv	a-oR	rem
INVALID	0.002	0.454	1.000	8.2E-5	0.038	0.004	8.76E-7	0.454	8.76E-7	0

Table 2.208: Top 1 most significant SLDs for gTLD 'cruise'. The SLD list holds 45.391% of the entries found in the gTLD and 8.76E-7 of the total number of entries for the entire experiment. **count** represents the number of records found for the SLD (in parts per million). **sldDiv** is the raw count divided by the number of records of this gTLD dump file. **oR** is the ratio of raw count to the total number of records of the experiment.  **$\phi$ -sldDiv** represents the  $\phi$  percentile of sldDiv on the entire data-set. **a-srcDiv** is the cumulative srcDiv variable. **a-oR** is the cumulative oR.






Figure 2.415: Representative SLDs for gTLD: { .cruise}. The  $x$  axis displays number of times (in parts per million) the corresponding SLD ( $y$  axis) was found in the gTLD.

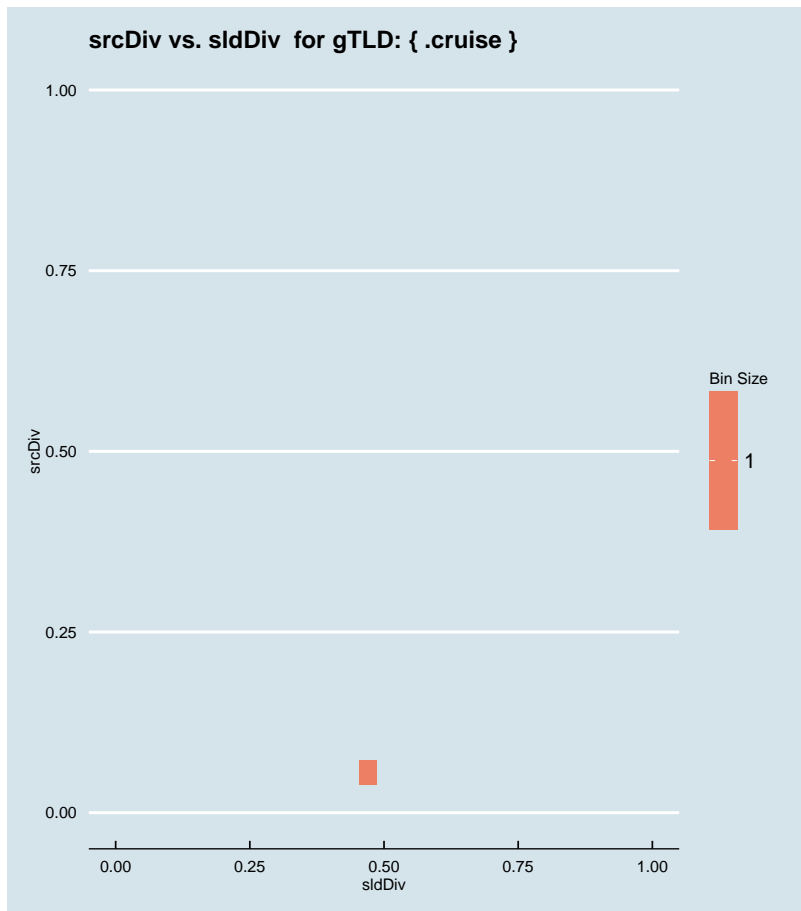


Figure 2.416: Binned scatter-plot of srcDiv and sldDiv for gTLD: {.cruise}.

∴ 2.294 Representative SLDs for gTLD: {.cruises}

In this section, we collect representative SLDs related to gTLD: 'cruises'. We found 0 unique SLDs after filtering. A total of 0 records were considered representative and they are 0.000% of the gTLD dump. Since the total number of records for this gTLD is 0, there are 0 non-representative records (NRep). In addition, this set comprises 0E0 of the entire data-set.

► {.cruises}  
 Total SLDs: 0  
 a-sldDiv: 0.000%  
 a-oR: 0.000%  
 NRep: 0

∴ 2.295 Representative SLDs for gTLD: {.csc}

In this section, we collect representative SLDs related to gTLD: 'csc'. We found 16

► {.csc}  
 Total SLDs: 16  
 a-sldDiv: 93.295%  
 a-oR: 0.018%  
 NRep: 0

unique SLDs after filtering. A total of 441197 records were considered representative and they are 93.295% of the gTLD dump. Since the total number of records for this gTLD is 441197, there are 0 non-representative records (NRep). In addition, this set comprises  $1.81E-4$  of the entire data-set. Table 2.209 shows the corresponding SLDs ordered by the level of importance. Figure 2.417 shows the record count (PPM) for each representative SLD. Figure 2.418 shows the binned scatter-plot of srcDiv and sldDiv.

Individual SLD descriptors for gTLD: {csc}										
SLD	count	sldDiv	$\phi$ -sldDiv	ipcount	srcDiv	$\phi$ -srcDiv	oR	a-srcDiv	a-oR	rem
columbia	0.197	0.416	1.000	0.011	0.057	0.007	$8.06E-5$	0.416	$8.06E-5$	244594
INCATF	0.106	0.224	1.000	0.008	0.073	0.011	$4.33E-5$	0.639	$1.24E-4$	138873
RANDOM13	0.043	0.090	1.000	0.007	0.154	0.032	$1.74E-5$	0.729	$1.41E-4$	96317
INCATD	0.032	0.067	1.000	0.005	0.149	0.030	$1.3E-5$	0.796	$1.54E-4$	64682
INCATC	0.031	0.066	1.000	0.001	0.041	0.004	$1.28E-5$	0.862	$1.67E-4$	33361
INCATB	0.008	0.016	0.999	$8.4E-4$	0.109	0.019	$3.15E-6$	0.879	$1.7E-4$	25686
INVALID	0.004	0.009	0.999	$6.87E-4$	0.157	0.032	$1.79E-6$	0.888	$1.72E-4$	21319
RANDOM10	0.004	0.008	0.999	$5.62E-4$	0.150	0.031	$1.53E-6$	0.896	$1.74E-4$	17584
INCATI	0.003	0.007	0.999	0.002	0.466	0.127	$1.32E-6$	0.903	$1.75E-4$	14351
y6p4adm	0.003	0.006	0.999	$7.24E-4$	0.254	0.065	$1.17E-6$	0.909	$1.76E-4$	11502
wpad	0.003	0.005	0.999	$6.65E-4$	0.262	0.067	$1.04E-6$	0.914	$1.77E-4$	8963
inssave	0.002	0.005	0.999	$1.63E-4$	0.066	0.009	$1.01E-6$	0.919	$1.78E-4$	6488
isatap	0.002	0.005	0.999	$7.48E-4$	0.345	0.097	$8.88E-7$	0.924	$1.79E-4$	4322
coumbia	0.002	0.004	0.998	$5.2E-4$	0.300	0.077	$7.1E-7$	0.927	$1.8E-4$	2590
gus	0.001	0.003	0.998	$7.2E-5$	0.051	0.006	$5.74E-7$	0.930	$1.8E-4$	1190
SHORTSLD	0.001	0.003	0.998	$6.13E-4$	0.515	0.178	$4.88E-7$	0.933	$1.81E-4$	0

Table 2.209: Top 16 most significant SLDs for gTLD 'csc'. The SLD list holds 93.295% of the entries found in the gTLD and  $1.81E-4$  of the total number of entries for the entire experiment. **count** represents the number of records found for the SLD (in parts per million). **sldDiv** is the raw count divided by the number of records of this gTLD dump file. **oR** is the ratio of raw count to the total number of records of the experiment.  **$\phi$ -sldDiv** represents the  $\phi$  percentile of sldDiv on the entire data-set. **a-srcDiv** is the cumulative srcDiv variable. **a-oR** is the cumulative oR.

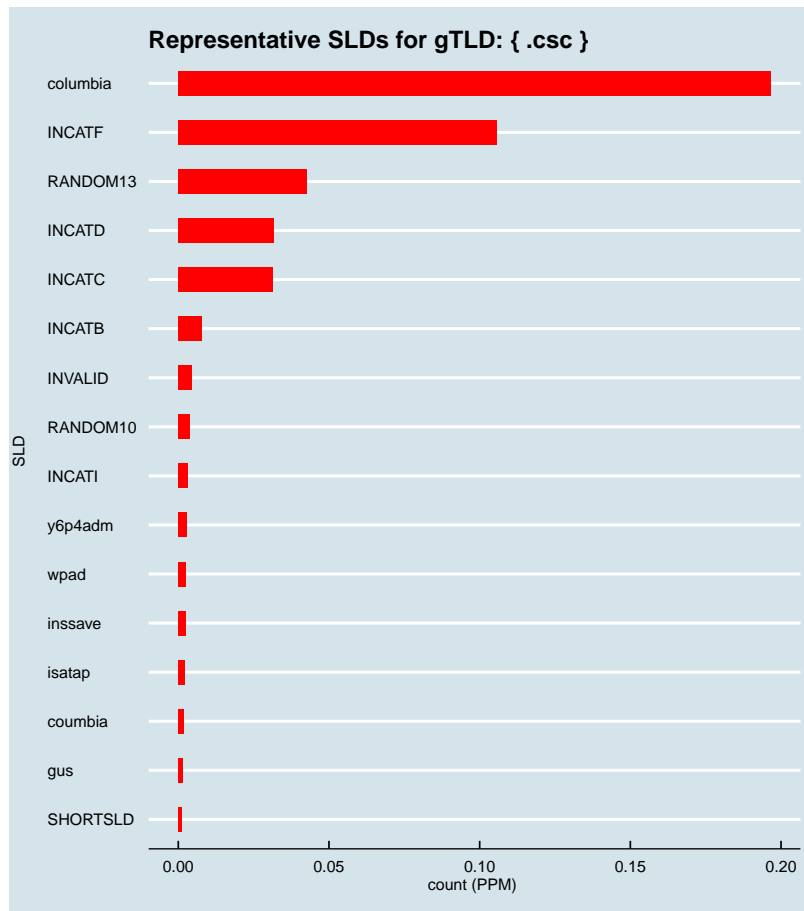


Figure 2.417: Representative SLDs for gTLD: { .csc }. The x axis displays number of times (in parts per million) the corresponding SLD (y axis) was found in the gTLD.

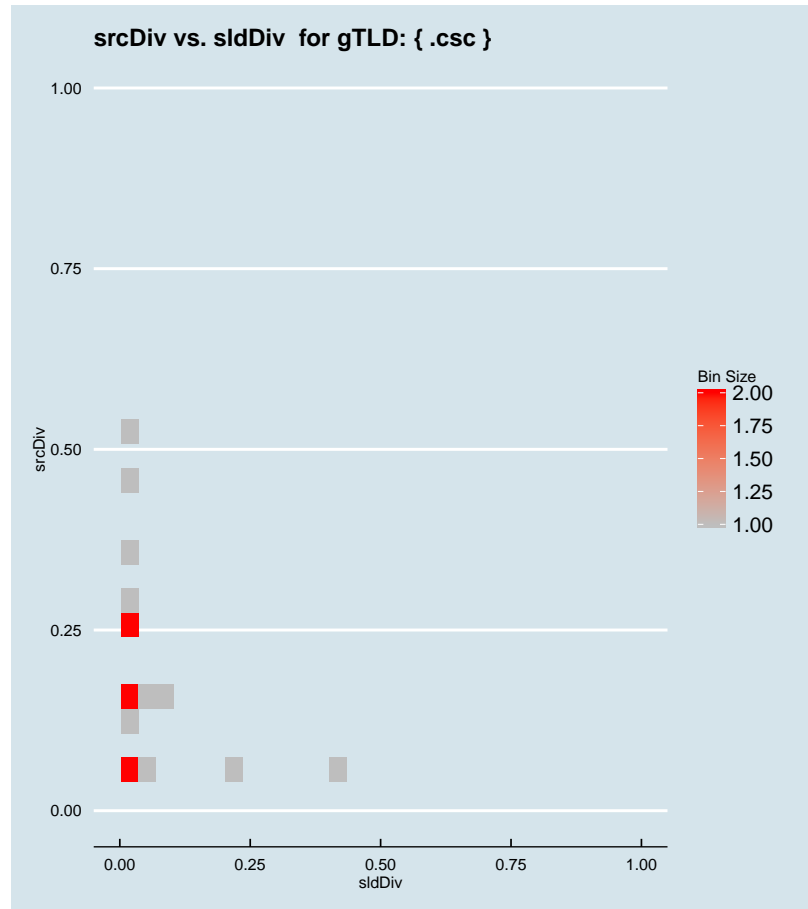


Figure 2.418: Binned scatter-plot of srcDiv and sldDiv for gTLD: { .csc }.

### :: 2.296 Representative SLDs for gTLD: { .cuisinella }

In this section, we collect representative SLDs related to gTLD: 'cuisinella'. We found 0 unique SLDs after filtering. A total of 0 records were considered representative and they are 0.000% of the gTLD dump. Since the total number of records for this gTLD is 0, there are 0 non-representative records (NRep). In addition, this set comprises 0E0 of the entire data-set.

► { .cuisinella }  
Total SLDs: 0  
a-sldDiv: 0.000%  
a-oR: 0.000%  
NRep: 0

### :: 2.297 Representative SLDs for gTLD: { .cymru }

In this section, we collect representative SLDs related to gTLD: 'cymru'. We found 0

► { .cymru }  
Total SLDs: 0  
a-sldDiv: 0.000%  
a-oR: 0.000%  
NRep: 0



unique SLDs after filtering. A total of 0 records were considered representative and they are 0.000% of the gTLD dump. Since the total number of records for this gTLD is 0, there are 0 non-representative records (NRep). In addition, this set comprises 0E0 of the entire data-set.

**:: 2.298 Representative SLDs for gTLD: {.cyou}**

In this section, we collect representative SLDs related to gTLD: 'cyou'. We found 0 unique SLDs after filtering. A total of 0 records were considered representative and they are 0.000% of the gTLD dump. Since the total number of records for this gTLD is 0, there are 0 non-representative records (NRep). In addition, this set comprises 0E0 of the entire data-set.

► {.cyou}  
 Total SLDs: 0  
 a-sldDiv: 0.000%  
 a-oR: 0.000%  
 NRep: 0

**:: 2.299 Representative SLDs for gTLD: {.dabur}**

In this section, we collect representative SLDs related to gTLD: 'dabur'. We found 0 unique SLDs after filtering. A total of 0 records were considered representative and they are 0.000% of the gTLD dump. Since the total number of records for this gTLD is 0, there are 0 non-representative records (NRep). In addition, this set comprises 0E0 of the entire data-set.

► {.dabur}  
 Total SLDs: 0  
 a-sldDiv: 0.000%  
 a-oR: 0.000%  
 NRep: 0

**:: 2.300 Representative SLDs for gTLD: {.dad}**

In this section, we collect representative SLDs related to gTLD: 'dad'. We found 12 unique SLDs after filtering. A total of 70792 records were considered representative and they are 70.692% of the gTLD dump. Since the total number of records for this gTLD is 70792, there are 0 non-representative records (NRep). In addition, this set comprises 2.9E-5 of the entire data-set. Table 2.210 shows the corresponding SLDs ordered by the level of importance. Figure 2.419 shows the record count (PPM) for each representative SLD. Figure 2.420 shows the binned scatter-plot of srcDiv and sldDiv.

► {.dad}  
 Total SLDs: 12  
 a-sldDiv: 70.692%  
 a-oR: 0.003%  
 NRep: 0

Individual SLD descriptors for gTLD: {.dad}										
SLD	count	sldDiv	$\phi$ -sldDiv	ipcount	srcDiv	$\phi$ -srcDiv	oR	a-srcDiv	a-oR	rem
INCATF	0.015	0.148	1.000	4.09E-4	0.028	0.002	6.09E-6	0.148	6.09E-6	55943
INVALID	0.011	0.108	1.000	9.38E-4	0.087	0.014	4.44E-6	0.257	1.05E-5	45104
adasdagf	0.007	0.068	1.000	0.003	0.420	0.116	2.81E-6	0.325	1.33E-5	38253
INCATC	0.007	0.067	1.000	0.001	0.164	0.034	2.75E-6	0.392	1.61E-5	31547
RANDOM10	0.007	0.066	1.000	8.5E-4	0.128	0.024	2.72E-6	0.458	1.88E-5	24914
wpad	0.007	0.065	1.000	0.001	0.185	0.041	2.67E-6	0.523	2.15E-5	18395
INCATB	0.005	0.053	1.000	7.38E-4	0.140	0.027	2.16E-6	0.576	2.36E-5	13121
RANDOM13	0.004	0.039	1.000	6.17E-4	0.158	0.033	1.6E-6	0.615	2.52E-5	9228
isatap	0.004	0.036	1.000	9.2E-4	0.256	0.066	1.47E-6	0.651	2.67E-5	5635
psycho	0.002	0.024	0.999	3.1E-5	0.013	7.19E-4	1E-6	0.675	2.77E-5	3185
SHORTSLD	0.002	0.017	0.999	6.92E-4	0.401	0.114	7.07E-7	0.692	2.84E-5	1460
befiles	0.001	0.015	0.999	1E-4	0.068	0.010	5.98E-7	0.707	2.9E-5	0

Table 2.210: Top 12 most significant SLDs for gTLD 'dad'. The SLD list holds 70.692% of the entries found in the gTLD and  $2.9E-5$  of the total number of entries for the entire experiment. **count** represents the number of records found for the SLD (in parts per million). **sldDiv** is the raw count divided by the number of records of this gTLD dump file. **oR** is the ratio of raw count to the total number of records of the experiment.  $\phi$ -**sldDiv** represents the  $\phi$  percentile of sldDiv on the entire data-set. **a-srcDiv** is the cumulative srcDiv variable. **a-oR** is the cumulative oR.

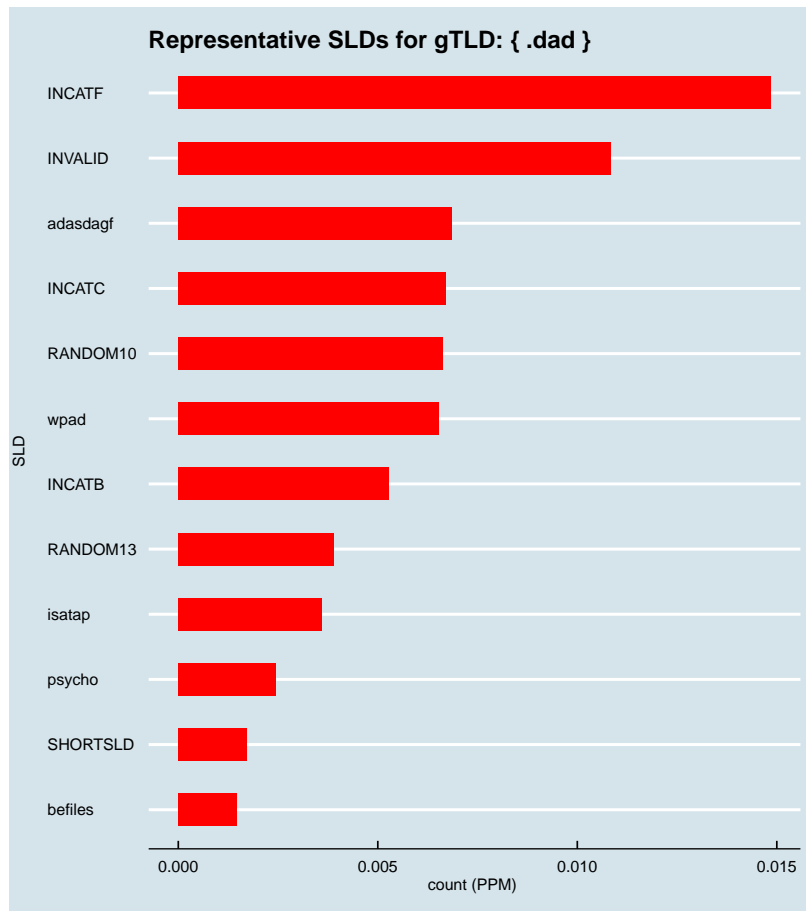


Figure 2.419: Representative SLDs for gTLD: { .dad }. The x axis displays number of times (in parts per million) the corresponding SLD (y axis) was found in the gTLD.



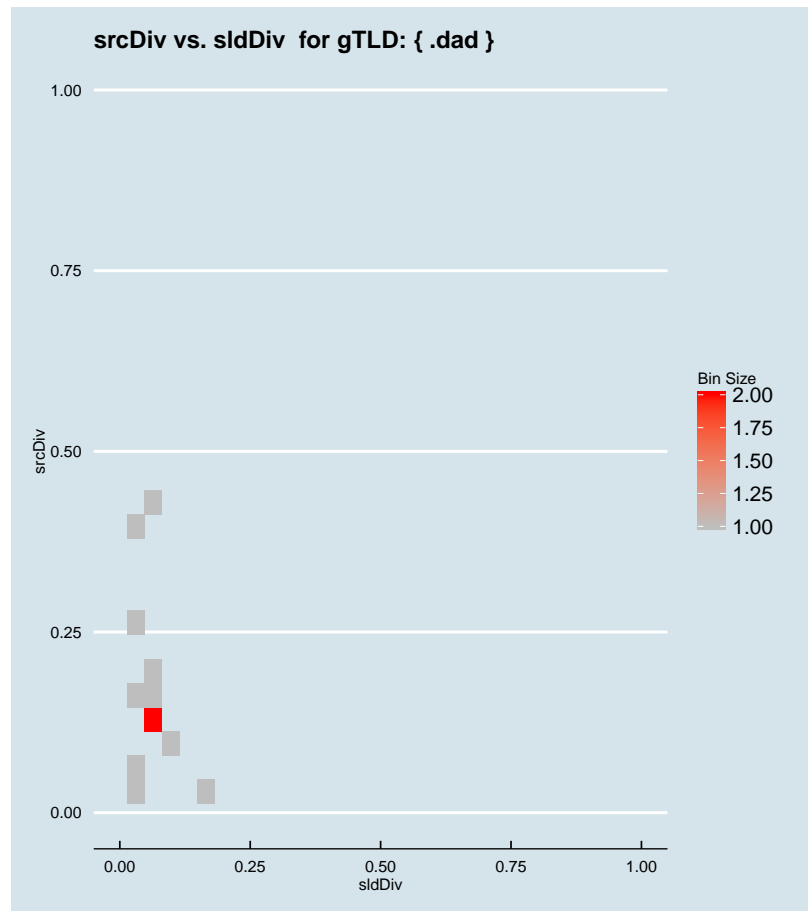


Figure 2.420: Binned scatter-plot of srcDiv and sldDiv for gTLD: { .dad}.

### :: 2.301 Representative SLDs for gTLD: { .dance }

In this section, we collect representative SLDs related to gTLD: 'dance'. We found 2 unique SLDs after filtering. A total of 3787 records were considered representative and they are 30.491% of the gTLD dump. Since the total number of records for this gTLD is 3787, there are 0 non-representative records (NRep). In addition, this set comprises  $1.55E-6$  of the entire data-set. Table 2.211 shows the corresponding SLDs ordered by the level of importance. Figure 2.421 shows the record count (PPM) for each representative SLD. Figure 2.422 shows the binned scatter-plot of srcDiv and sldDiv.

► { .dance }  
Total SLDs: 2  
a-sldDiv: 30.491%  
a-oR: 0.000%  
NRep: 0



Individual SLD descriptors for gTLD: {.dance}										
SLD	count	sldDiv	$\phi$ -sldDiv	ipcount	srcDiv	$\phi$ -srcDiv	oR	a-srcDiv	a-oR	rem
INVALID	0.002	0.184	1.000	1.71E-4	0.075	0.011	9.34E-7	0.184	9.34E-7	1507
INCATB	0.002	0.121	1.000	2.98E-4	0.198	0.043	6.18E-7	0.305	1.55E-6	0

Table 2.211: Top 2 most significant SLDs for gTLD 'dance'. The SLD list holds 30.491% of the entries found in the gTLD and 1.55E-6 of the total number of entries for the entire experiment. **count** represents the number of records found for the SLD (in parts per million). **sldDiv** is the raw count divided by the number of records of this gTLD dump file. **oR** is the ratio of raw count to the total number of records of the experiment.  **$\phi$ -sldDiv** represents the  $\phi$  percentile of sldDiv on the entire data-set. **a-srcDiv** is the cumulative srcDiv variable. **a-oR** is the cumulative oR.

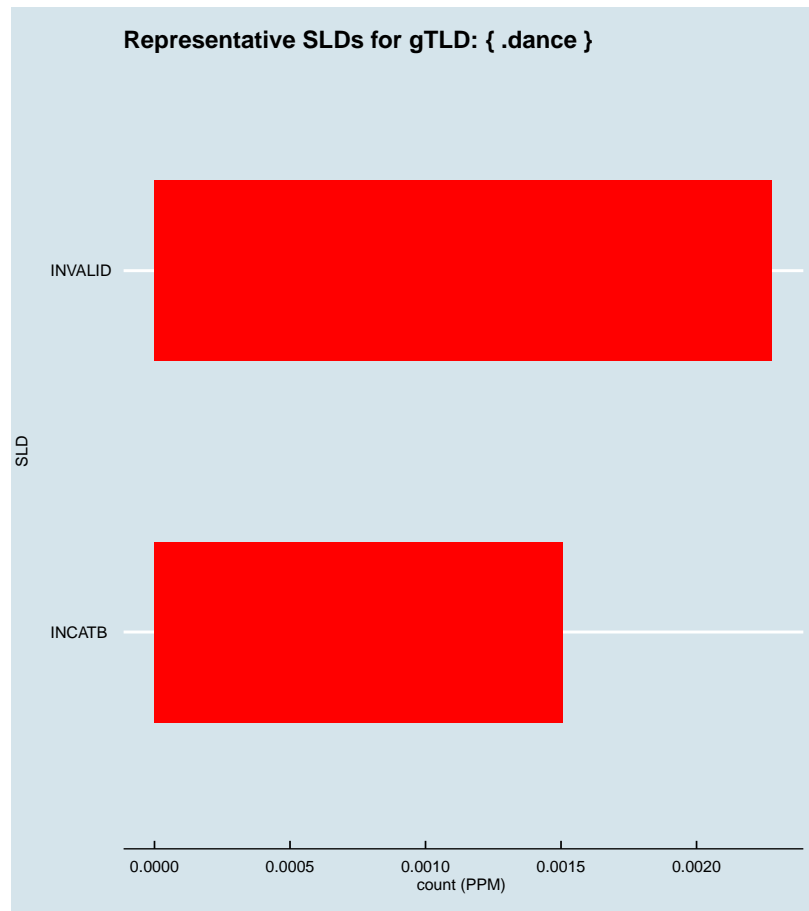


Figure 2.421: Representative SLDs for gTLD: { .dance }. The  $x$  axis displays number of times (in parts per million) the corresponding SLD ( $y$  axis) was found in the gTLD.

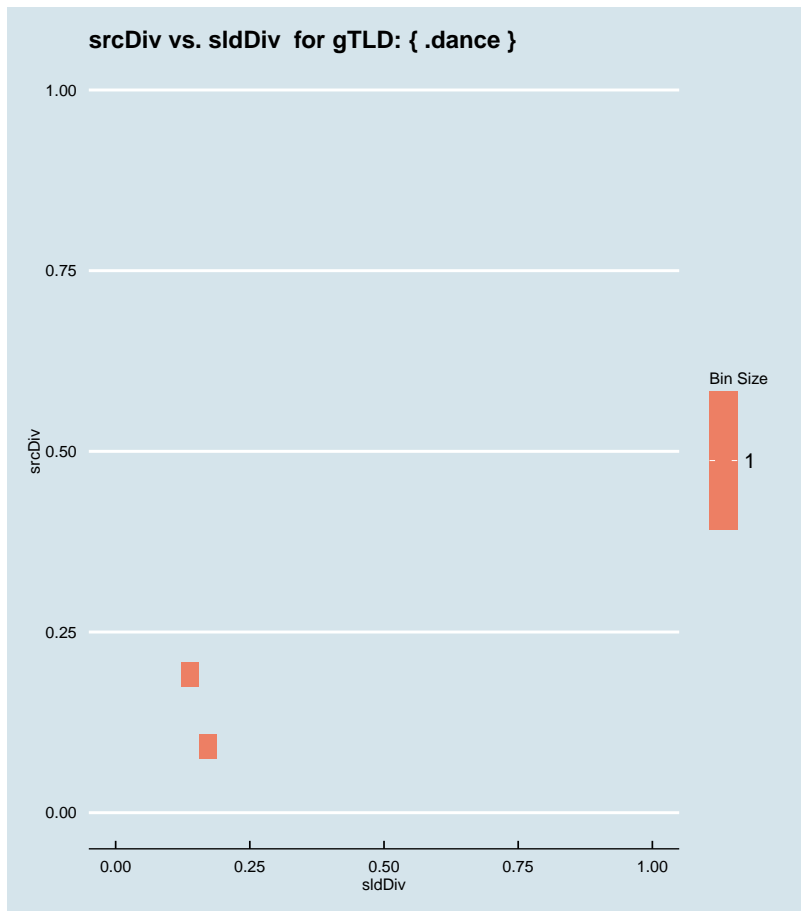


Figure 2.422: Binned scatter-plot of srcDiv and sldDiv for gTLD: {.dance}.

### :: 2.302 Representative SLDs for gTLD: {.data}

In this section, we collect representative SLDs related to gTLD: 'data'. We found 33 unique SLDs after filtering. A total of 540713 records were considered representative and they are 84.144% of the gTLD dump. Since the total number of records for this gTLD is 540713, there are 0 non-representative records (NRep). In addition, this set comprises 2.22E-4 of the entire data-set. Table 2.212 shows the corresponding SLDs ordered by the level of importance. Figure 2.423 shows the record count (PPM) for each representative SLD. Figure 2.424 shows the binned scatter-plot of srcDiv and sldDiv.

► {.data}  
 Total SLDs: 33  
 a-sldDiv: 84.144%  
 a-oR: 0.022%  
 NRep: 0

Individual SLD descriptors for gTLD: {data}										
SLD	count	sldDiv	$\phi$ -sldDiv	ipcount	srcDiv	$\phi$ -srcDiv	oR	a-srcDiv	a-oR	rem
gva	0.204	0.317	1.000	0.007	0.034	0.003	8.34E-5	0.317	8.34E-5	337186
INCATD	0.058	0.091	1.000	0.003	0.060	0.008	2.39E-5	0.408	1.07E-4	278800
RANDOM13	0.041	0.063	1.000	0.003	0.066	0.009	1.67E-5	0.471	1.24E-4	238068
system	0.041	0.063	1.000	0.005	0.130	0.025	1.67E-5	0.534	1.41E-4	197425
INCATF	0.038	0.059	1.000	0.002	0.049	0.006	1.57E-5	0.594	1.56E-4	159215
INVALID	0.030	0.046	1.000	0.002	0.076	0.011	1.21E-5	0.640	1.68E-4	129578
INCATB	0.020	0.032	1.000	0.003	0.167	0.034	8.36E-6	0.672	1.77E-4	109189
RANDOM10	0.013	0.020	0.999	0.002	0.126	0.024	5.38E-6	0.692	1.82E-4	96057
ucles	0.012	0.018	0.999	7.15E-4	0.061	0.008	4.84E-6	0.710	1.87E-4	84257
servicios	0.011	0.016	0.999	3.41E-4	0.032	0.003	4.32E-6	0.727	1.91E-4	73708
SHORTSLD	0.008	0.013	0.999	0.001	0.174	0.038	3.43E-6	0.740	1.95E-4	65338
INCATC	0.006	0.010	0.999	0.002	0.332	0.082	2.59E-6	0.750	1.97E-4	59029
kdmsl	0.006	0.009	0.999	2.1E-5	0.004	1.19E-4	2.42E-6	0.759	2E-4	53130
wpad	0.006	0.009	0.999	8.59E-4	0.148	0.030	2.38E-6	0.768	2.02E-4	47333
compatibil...	0.004	0.006	0.999	8.24E-4	0.214	0.050	1.58E-6	0.774	2.04E-4	43485
fameccanic...	0.004	0.006	0.999	3.56E-4	0.093	0.015	1.56E-6	0.780	2.05E-4	39673
INCAT E	0.003	0.005	0.999	0.002	0.645	0.207	1.32E-6	0.785	2.07E-4	36443
isatap	0.003	0.004	0.999	8.35E-4	0.309	0.079	1.11E-6	0.789	2.08E-4	33743
local	0.003	0.004	0.998	1.23E-4	0.048	0.006	1.05E-6	0.793	2.09E-4	31171
ccaglobal	0.003	0.004	0.998	2.95E-4	0.116	0.021	1.04E-6	0.797	2.1E-4	28633
domaine	0.002	0.004	0.998	1.02E-4	0.042	0.005	9.99E-7	0.801	2.11E-4	26195
sosi	0.002	0.004	0.998	7E-6	0.003	9.33E-5	9.63E-7	0.804	2.12E-4	23845
eaaha	0.002	0.004	0.998	7E-6	0.003	9.34E-5	9.63E-7	0.808	2.13E-4	21496
wsdt	0.002	0.004	0.998	7E-6	0.003	9.36E-5	9.61E-7	0.812	2.14E-4	19150
midd	0.002	0.004	0.998	7E-6	0.003	9.49E-5	9.51E-7	0.815	2.15E-4	16830
opdt	0.002	0.004	0.998	7E-6	0.003	9.62E-5	9.45E-7	0.819	2.16E-4	14524
macc	0.002	0.004	0.998	7E-6	0.003	9.67E-5	9.43E-7	0.822	2.17E-4	12223
arli	0.002	0.004	0.998	7E-6	0.003	9.85E-5	9.29E-7	0.826	2.18E-4	9957
roos	0.002	0.004	0.998	7E-6	0.003	9.88E-5	9.28E-7	0.829	2.18E-4	7693
nasj	0.002	0.004	0.998	7E-6	0.003	9.94E-5	9.24E-7	0.833	2.19E-4	5439
server	0.002	0.003	0.998	2.64E-4	0.136	0.026	7.96E-7	0.836	2.2E-4	3497
jtk	0.002	0.003	0.998	3.1E-5	0.016	0.001	7.81E-7	0.839	2.21E-4	1592
objects	0.002	0.002	0.998	9.5E-5	0.060	0.008	6.52E-7	0.841	2.22E-4	0

Table 2.212: Top 33 most significant SLDs for gTLD 'data'. The SLD list holds 84.144% of the entries found in the gTLD and 2.22E-4 of the total number of entries for the entire experiment. **count** represents the number of records found for the SLD (in parts per million). **sldDiv** is the raw count divided by the number of records of this gTLD dump file. **oR** is the ratio of raw count to the total number of records of the experiment.  **$\phi$ -sldDiv** represents the  $\phi$  percentile of sldDiv on the entire data-set. **a-srcDiv** is the cumulative srcDiv variable. **a-oR** is the cumulative oR.

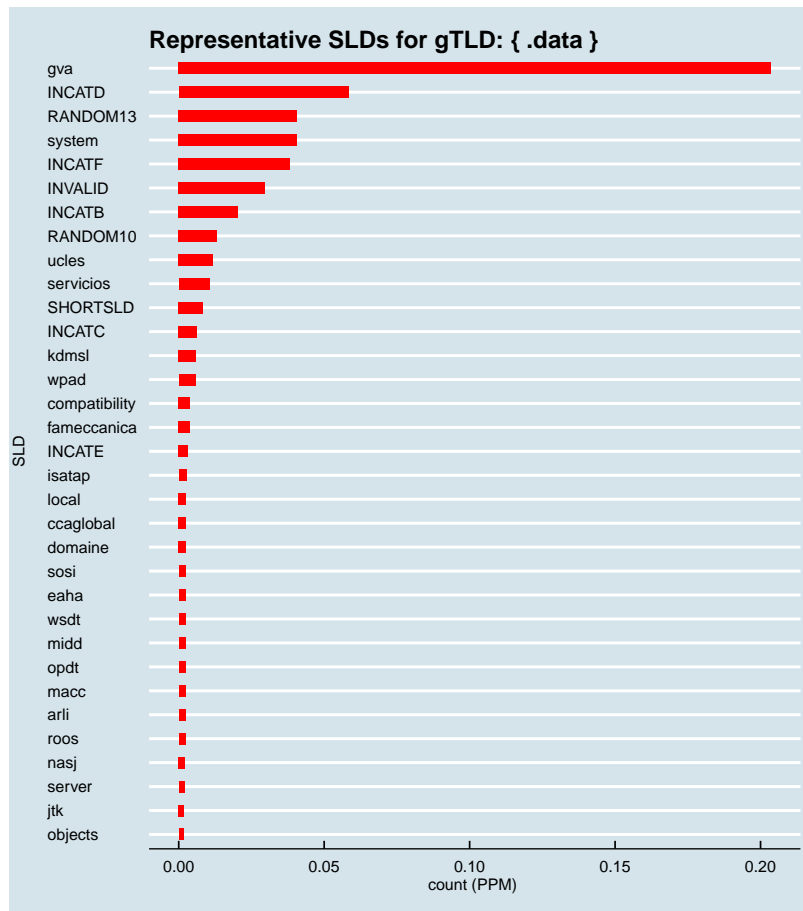


Figure 2.423: Representative SLDs for gTLD: { .data }. The x axis displays number of times (in parts per million) the corresponding SLD (y axis) was found in the gTLD.

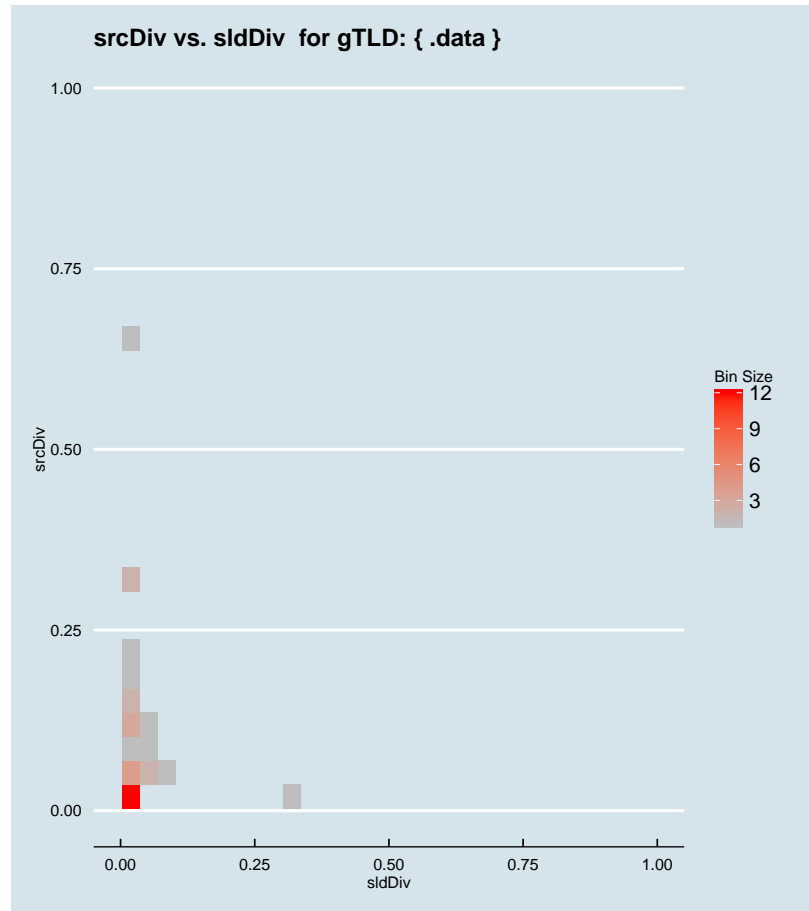


Figure 2.424: Binned scatter-plot of srcDiv and sldDiv for gTLD: { .data }.

### :: 2.303 Representative SLDs for gTLD: { .date }

In this section, we collect representative SLDs related to gTLD: 'date'. We found 5 unique SLDs after filtering. A total of 23058 records were considered representative and they are 64.874% of the gTLD dump. Since the total number of records for this gTLD is 23058, there are 0 non-representative records (NRep). In addition, this set comprises  $9.45E-6$  of the entire data-set. Table 2.213 shows the corresponding SLDs ordered by the level of importance. Figure 2.425 shows the record count (PPM) for each representative SLD. Figure 2.426 shows the binned scatter-plot of srcDiv and sldDiv.

► { .date }  
Total SLDs: 5  
a-sldDiv: 64.874%  
a-oR: 0.001%  
NRep: 0

Individual SLD descriptors for gTLD: {date}										
SLD	count	sldDiv	$\phi$ -sldDiv	ipcount	srcDiv	$\phi$ -srcDiv	oR	a-srcDiv	a-oR	rem
RANDOM10	0.010	0.276	1.000	5.72E-4	0.058	0.008	4.03E-6	0.276	4.03E-6	13233
returnslic...	0.008	0.229	1.000	4.39E-4	0.054	0.007	3.34E-6	0.505	7.36E-6	5095
INCATB	0.002	0.052	1.000	9.19E-4	0.496	0.130	7.6E-7	0.558	8.12E-6	3241
SHORTSLD	0.002	0.050	1.000	8.71E-4	0.492	0.130	7.25E-7	0.607	8.85E-6	1472
RANDOM13	0.001	0.041	1.000	3.79E-4	0.257	0.066	6.03E-7	0.649	9.45E-6	0

Table 2.213: Top 5 most significant SLDs for gTLD 'date'. The SLD list holds 64.874% of the entries found in the gTLD and 9.45E-6 of the total number of entries for the entire experiment. **count** represents the number of records found for the SLD (in parts per million). **sldDiv** is the raw count divided by the number of records of this gTLD dump file. **oR** is the ratio of raw count to the total number of records of the experiment.  **$\phi$ -sldDiv** represents the  $\phi$  percentile of sldDiv on the entire data-set. **a-srcDiv** is the cumulative srcDiv variable. **a-oR** is the cumulative oR.



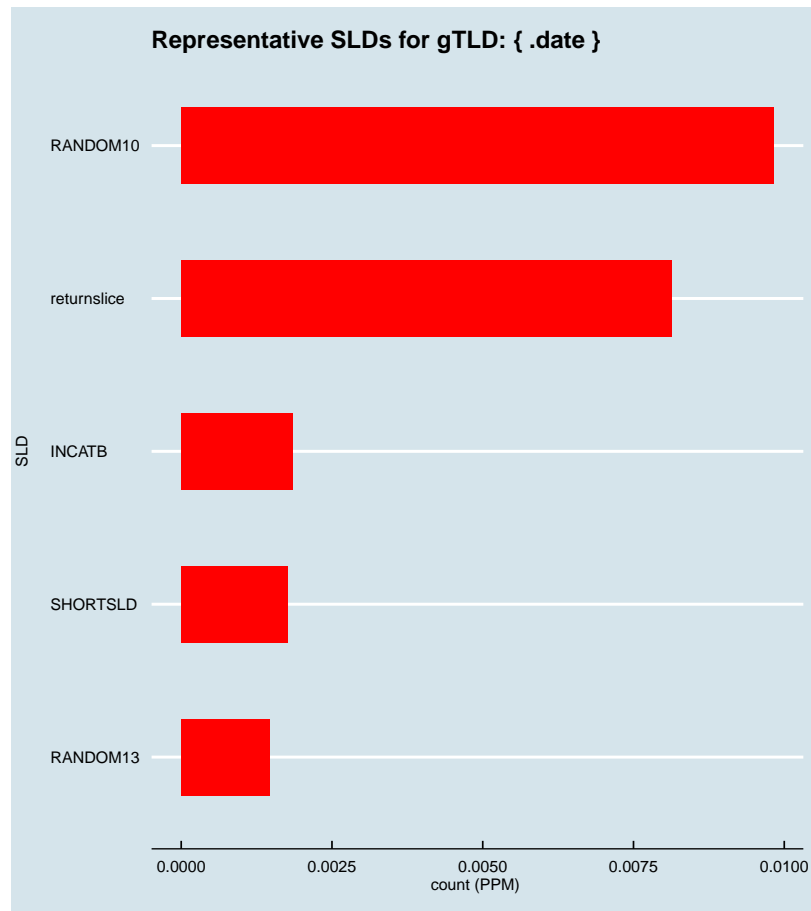


Figure 2.425: Representative SLDs for gTLD: { .date }. The  $x$  axis displays number of times (in parts per million) the corresponding SLD ( $y$  axis) was found in the gTLD.

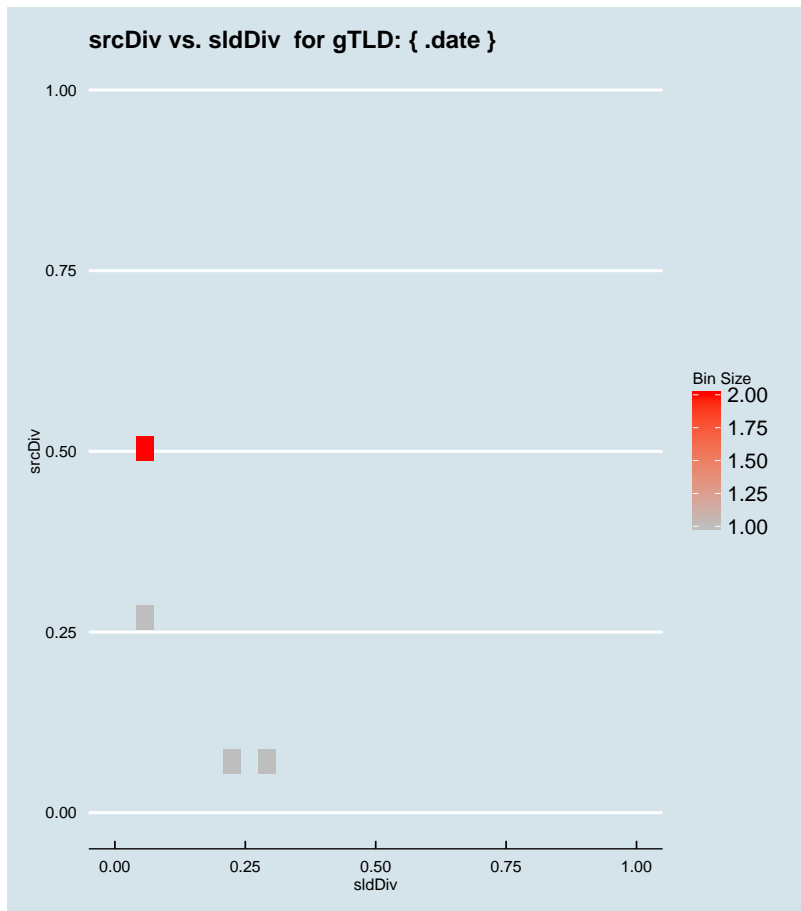


Figure 2.426: Binned scatter-plot of srcDiv and sldDiv for gTLD: { .date }.

⚡ 2.304 Representative SLDs for gTLD: { .dating }

In this section, we collect representative SLDs related to gTLD: 'dating'. We found 0 unique SLDs after filtering. A total of 0 records were considered representative and they are 0.000% of the gTLD dump. Since the total number of records for this gTLD is 0, there are 0 non-representative records (NRep). In addition, this set comprises 0E0 of the entire data-set.

```
► { .dating }
Total SLDs: 0
a-sldDiv: 0.000%
a-oR: 0.000%
NRep: 0
```

⚡ 2.305 Representative SLDs for gTLD: { .datsun }

In this section, we collect representative SLDs related to gTLD: 'datsun'. We found 0

```
► { .datsun }
Total SLDs: 0
a-sldDiv: 0.000%
a-oR: 0.000%
NRep: 0
```

unique SLDs after filtering. A total of 0 records were considered representative and they are 0.000% of the gTLD dump. Since the total number of records for this gTLD is 0, there are 0 non-representative records (NRep). In addition, this set comprises 0E0 of the entire data-set.

### :: 2.306 Representative SLDs for gTLD: {.day}

In this section, we collect representative SLDs related to gTLD: 'day'. We found 12 unique SLDs after filtering. A total of 66935 records were considered representative and they are 78.589% of the gTLD dump. Since the total number of records for this gTLD is 66935, there are 0 non-representative records (NRep). In addition, this set comprises 2.74E-5 of the entire data-set. Table 2.214 shows the corresponding SLDs ordered by the level of importance. Figure 2.427 shows the record count (PPM) for each representative SLD. Figure 2.428 shows the binned scatter-plot of srcDiv and sldDiv.

► {.day}  
 Total SLDs: 12  
 a-sldDiv: 78.589%  
 a-oR: 0.003%  
 NRep: 0

Individual SLD descriptors for gTLD: {.day}										
SLD	count	sldDiv	$\phi$ -sldDiv	ipcount	srcDiv	$\phi$ -srcDiv	oR	a-srcDiv	a-oR	rem
INCATC	0.014	0.159	1.000	0.002	0.173	0.038	5.55E-6	0.159	5.55E-6	53381
daynet	0.009	0.100	1.000	4.29E-4	0.050	0.006	3.5E-6	0.259	9.05E-6	44849
dayintl	0.008	0.099	1.000	8.11E-4	0.096	0.016	3.46E-6	0.359	1.25E-5	36399
INCATF	0.007	0.084	1.000	6.49E-4	0.091	0.014	2.93E-6	0.443	1.54E-5	29241
RANDOM13	0.006	0.068	1.000	9.62E-4	0.166	0.034	2.37E-6	0.511	1.78E-5	23450
INCATB	0.006	0.066	1.000	9.99E-4	0.178	0.039	2.3E-6	0.577	2.01E-5	17829
SHORTSLD	0.005	0.057	1.000	0.002	0.467	0.127	2E-6	0.634	2.21E-5	12954
INVALID	0.004	0.051	1.000	4.18E-4	0.096	0.016	1.78E-6	0.685	2.39E-5	8617
RANDOM10	0.003	0.032	1.000	5.45E-4	0.201	0.048	1.11E-6	0.716	2.5E-5	5911
INCATE	0.002	0.028	0.999	0.002	0.632	0.205	9.9E-7	0.745	2.6E-5	3495
wpad	0.002	0.025	0.999	3.92E-4	0.181	0.039	8.86E-7	0.770	2.69E-5	1334
isatap	0.001	0.016	0.999	3.48E-4	0.261	0.066	5.47E-7	0.786	2.74E-5	0

Table 2.214: Top 12 most significant SLDs for gTLD 'day'. The SLD list holds 78.589% of the entries found in the gTLD and 2.74E-5 of the total number of entries for the entire experiment. **count** represents the number of records found for the SLD (in parts per million). **sldDiv** is the raw count divided by the number of records of this gTLD dump file. **oR** is the ratio of raw count to the total number of records of the experiment.  **$\phi$ -sldDiv** represents the  $\phi$  percentile of sldDiv on the entire data-set. **a-srcDiv** is the cumulative srcDiv variable. **a-oR** is the cumulative oR.

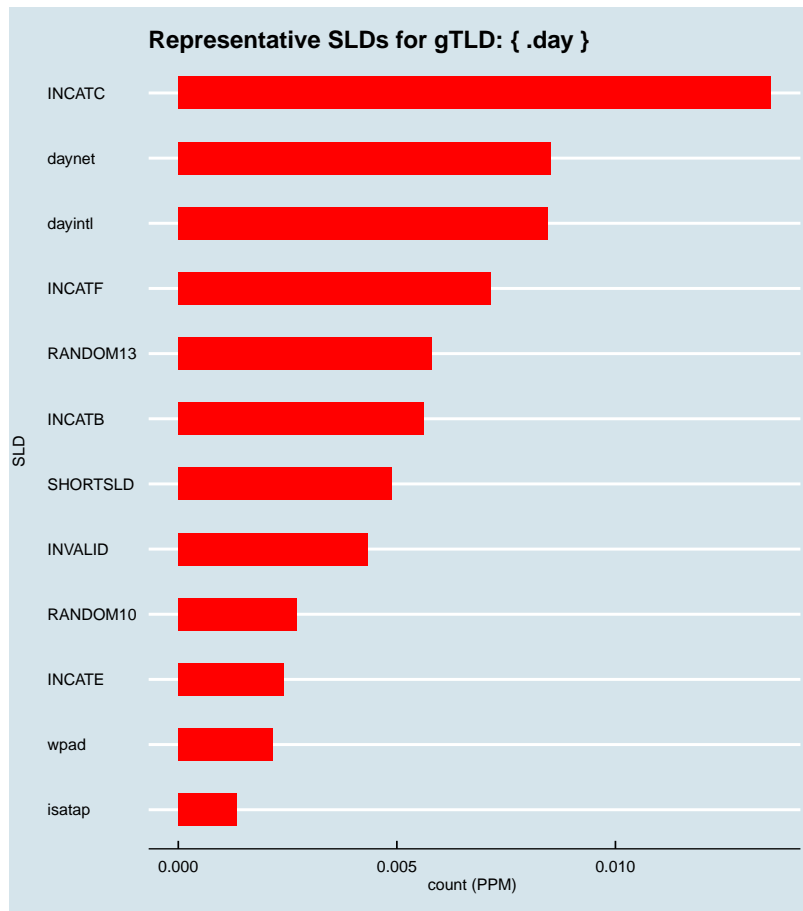


Figure 2.427: Representative SLDs for gTLD: { .day }. The x axis displays number of times (in parts per million) the corresponding SLD (y axis) was found in the gTLD.

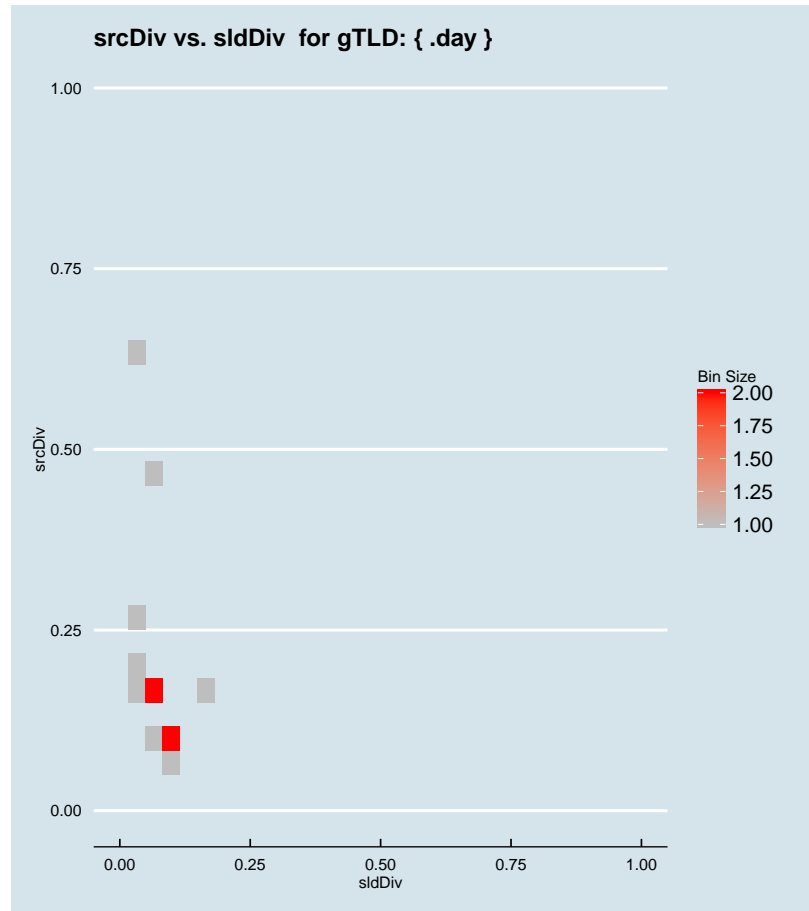


Figure 2.428: Binned scatter-plot of srcDiv and sldDiv for gTLD: { .day }.

### :: 2.307 Representative SLDs for gTLD: { .dclk }

In this section, we collect representative SLDs related to gTLD: 'dclk'. We found 0 unique SLDs after filtering. A total of 0 records were considered representative and they are 0.000% of the gTLD dump. Since the total number of records for this gTLD is 0, there are 0 non-representative records (NRep). In addition, this set comprises 0E0 of the entire data-set.

► { .dclk }  
Total SLDs: 0  
a-sldDiv: 0.000%  
a-oR: 0.000%  
NRep: 0

### :: 2.308 Representative SLDs for gTLD: { .dds }

In this section, we collect representative SLDs related to gTLD: 'dds'. We found 11

► { .dds }  
Total SLDs: 11  
a-sldDiv: 61.229%  
a-oR: 0.003%  
NRep: 0

unique SLDs after filtering. A total of 74181 records were considered representative and they are 61.229% of the gTLD dump. Since the total number of records for this gTLD is 74181, there are 0 non-representative records (NRep). In addition, this set comprises  $3.04E-5$  of the entire data-set. Table 2.215 shows the corresponding SLDs ordered by the level of importance. Figure 2.429 shows the record count (PPM) for each representative SLD. Figure 2.430 shows the binned scatter-plot of srcDiv and sldDiv.

Individual SLD descriptors for gTLD: {dds}										
SLD	count	sldDiv	$\phi$ -sldDiv	ipcount	srcDiv	$\phi$ -srcDiv	oR	a-srcDiv	a-oR	rem
INVALID	0.031	0.253	1.000	0.002	0.081	0.012	$1.26E-5$	0.253	$1.26E-5$	43553
INCATF	0.012	0.095	1.000	$8.54E-4$	0.074	0.011	$4.73E-6$	0.348	$1.73E-5$	32022
RANDOM13	0.009	0.073	1.000	$9.92E-4$	0.112	0.020	$3.63E-6$	0.421	$2.09E-5$	23167
INCATB	0.006	0.046	1.000	0.001	0.226	0.053	$2.27E-6$	0.467	$2.32E-5$	17637
INCATC	0.004	0.035	1.000	$5.2E-4$	0.122	0.022	$1.75E-6$	0.502	$2.49E-5$	13376
RANDOM10	0.003	0.028	0.999	$8.47E-4$	0.249	0.057	$1.39E-6$	0.530	$2.63E-5$	9980
INCATD	0.003	0.023	0.999	$5.06E-4$	0.185	0.041	$1.12E-6$	0.552	$2.74E-5$	7247
wpad	0.003	0.022	0.999	$7.12E-4$	0.271	0.068	$1.08E-6$	0.574	$2.85E-5$	4620
isatap	0.002	0.014	0.999	$4.74E-4$	0.279	0.070	$6.96E-7$	0.588	$2.92E-5$	2921
SHORTSLD	0.002	0.013	0.999	$6.93E-4$	0.456	0.125	$6.23E-7$	0.601	$2.98E-5$	1400
burwinkel	0.001	0.012	0.999	$5.1E-5$	0.036	0.004	$5.74E-7$	0.612	$3.04E-5$	0

Table 2.215: Top 11 most significant SLDs for gTLD 'dds'. The SLD list holds 61.229% of the entries found in the gTLD and  $3.04E-5$  of the total number of entries for the entire experiment. **count** represents the number of records found for the SLD (in parts per million). **sldDiv** is the raw count divided by the number of records of this gTLD dump file. **oR** is the ratio of raw count to the total number of records of the experiment.  **$\phi$ -sldDiv** represents the  $\phi$  percentile of sldDiv on the entire data-set. **a-srcDiv** is the cumulative srcDiv variable. **a-oR** is the cumulative oR.

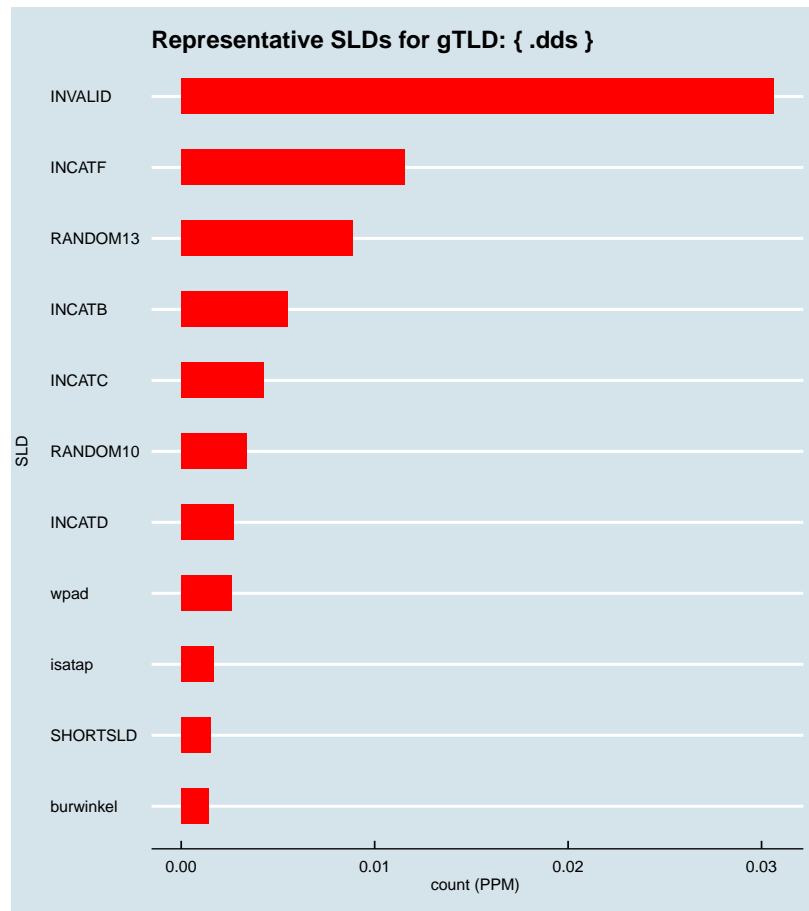


Figure 2.429: Representative SLDs for gTLD: { .dds }. The  $x$  axis displays number of times (in parts per million) the corresponding SLD ( $y$  axis) was found in the gTLD.

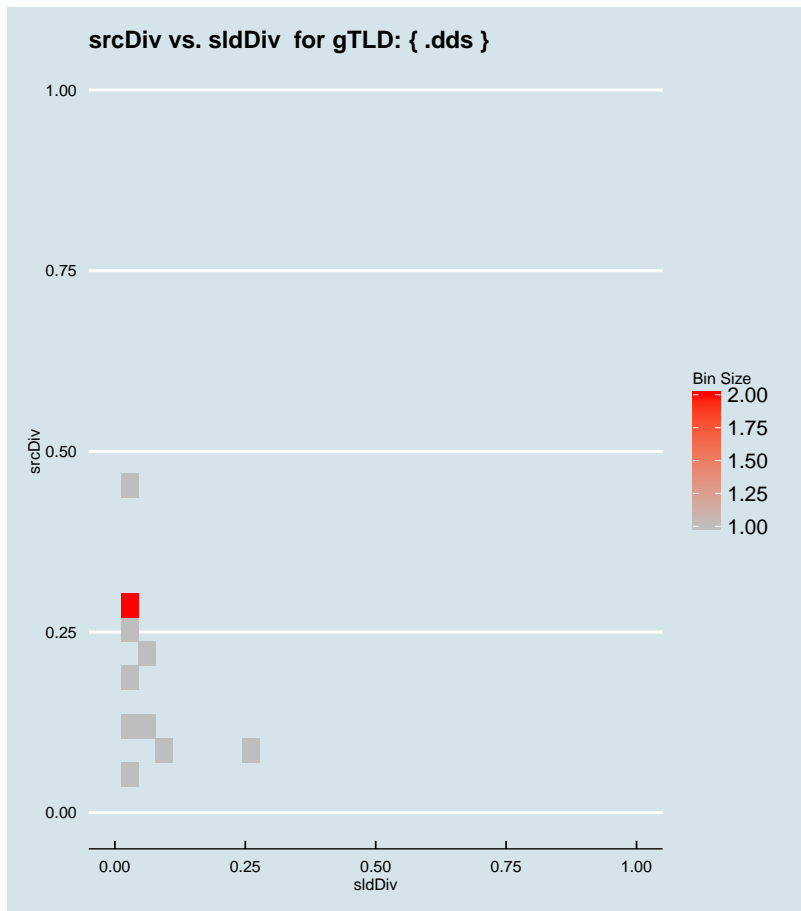


Figure 2.430: Binned scatter-plot of srcDiv and sldDiv for gTLD: {.dds}.

### :: 2.309 Representative SLDs for gTLD: {.deal}

In this section, we collect representative SLDs related to gTLD: 'deal'. We found 2 unique SLDs after filtering. A total of 4522 records were considered representative and they are 37.483% of the gTLD dump. Since the total number of records for this gTLD is 4522, there are 0 non-representative records (NRep). In addition, this set comprises  $1.85E-6$  of the entire data-set. Table 2.216 shows the corresponding SLDs ordered by the level of importance. Figure 2.431 shows the record count (PPM) for each representative SLD. Figure 2.432 shows the binned scatter-plot of srcDiv and sldDiv.

► {.deal}  
 Total SLDs: 2  
 a-sldDiv: 37.483%  
 a-oR: 0.000%  
 NRep: 0



Individual SLD descriptors for gTLD: {deal}										
SLD	count	sldDiv	$\phi$ -sldDiv	ipcount	srcDiv	$\phi$ -srcDiv	oR	a-srcDiv	a-oR	rem
INVALID	0.003	0.264	1.000	3.15E-4	0.099	0.016	1.3E-6	0.264	1.3E-6	1343
INCATE	0.001	0.111	1.000	9.33E-4	0.695	0.235	5.5E-7	0.375	1.85E-6	0

Table 2.216: Top 2 most significant SLDs for gTLD 'deal'. The SLD list holds 37.483% of the entries found in the gTLD and 1.85E-6 of the total number of entries for the entire experiment. **count** represents the number of records found for the SLD (in parts per million). **sldDiv** is the raw count divided by the number of records of this gTLD dump file. **oR** is the ratio of raw count to the total number of records of the experiment.  **$\phi$ -sldDiv** represents the  $\phi$  percentile of sldDiv on the entire data-set. **a-srcDiv** is the cumulative srcDiv variable. **a-oR** is the cumulative oR.

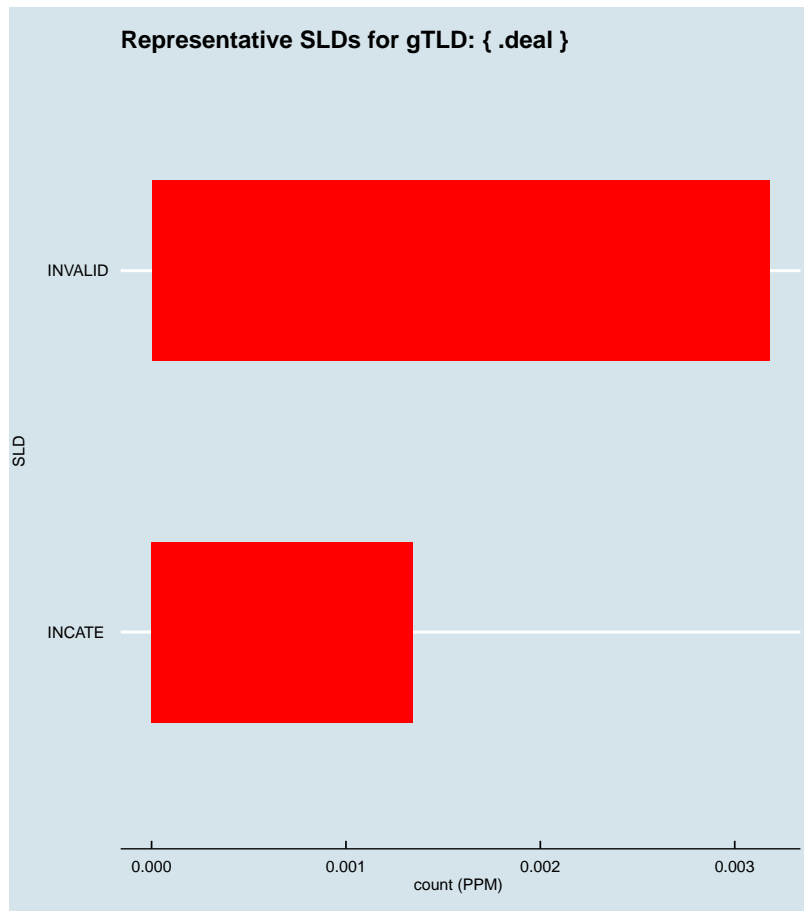


Figure 2.431: Representative SLDs for gTLD: { .deal }. The x axis displays number of times (in parts per million) the corresponding SLD (y axis) was found in the gTLD.

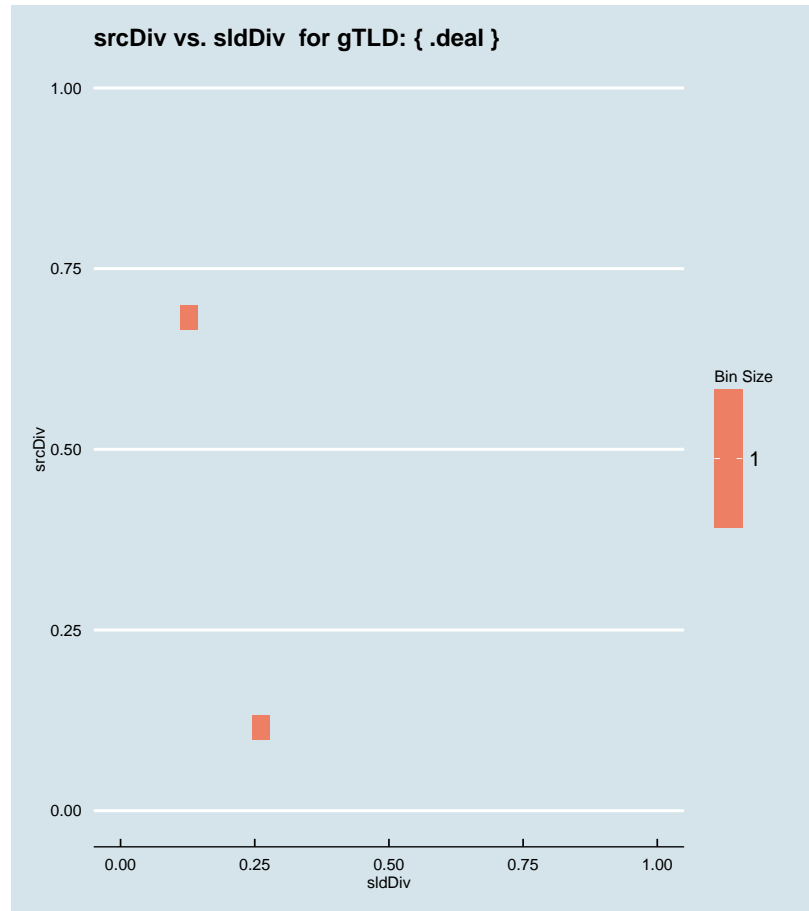


Figure 2.432: Binned scatter-plot of srcDiv and sldDiv for gTLD: { .deal }.

### :: 2.310 Representative SLDs for gTLD: { .dealer }

In this section, we collect representative SLDs related to gTLD: 'dealer'. We found 4 unique SLDs after filtering. A total of 24171 records were considered representative and they are 76.763% of the gTLD dump. Since the total number of records for this gTLD is 24171, there are 0 non-representative records (NRep). In addition, this set comprises  $9.91E-6$  of the entire data-set. Table 2.217 shows the corresponding SLDs ordered by the level of importance. Figure 2.433 shows the record count (PPM) for each representative SLD. Figure 2.434 shows the binned scatter-plot of srcDiv and sldDiv.

► { .dealer }  
Total SLDs: 4  
a-sldDiv: 76.763%  
a-oR: 0.001%  
NRep: 0



Individual SLD descriptors for gTLD: {.dealer}										
SLD	count	sldDiv	$\phi$ -sldDiv	ipcount	srcDiv	$\phi$ -srcDiv	oR	a-srcDiv	a-oR	rem
INCATB	0.019	0.602	1.000	2.11E-4	0.011	5.89E-4	7.76E-6	0.602	7.76E-6	5228
w2k3d	0.002	0.069	1.000	4.84E-4	0.224	0.053	8.87E-7	0.670	8.65E-6	3063
INCATF	0.002	0.051	1.000	5.06E-4	0.312	0.079	6.64E-7	0.722	9.31E-6	1442
porsche	0.001	0.046	1.000	5.8E-5	0.040	0.004	5.91E-7	0.768	9.91E-6	0

Table 2.217: Top 4 most significant SLDs for gTLD 'dealer'. The SLD list holds 76.763% of the entries found in the gTLD and 9.91E-6 of the total number of entries for the entire experiment. **count** represents the number of records found for the SLD (in parts per million). **sldDiv** is the raw count divided by the number of records of this gTLD dump file. **oR** is the ratio of raw count to the total number of records of the experiment.  $\phi$ -**sldDiv** represents the  $\phi$  percentile of sldDiv on the entire data-set. **a-srcDiv** is the cumulative srcDiv variable. **a-oR** is the cumulative oR.

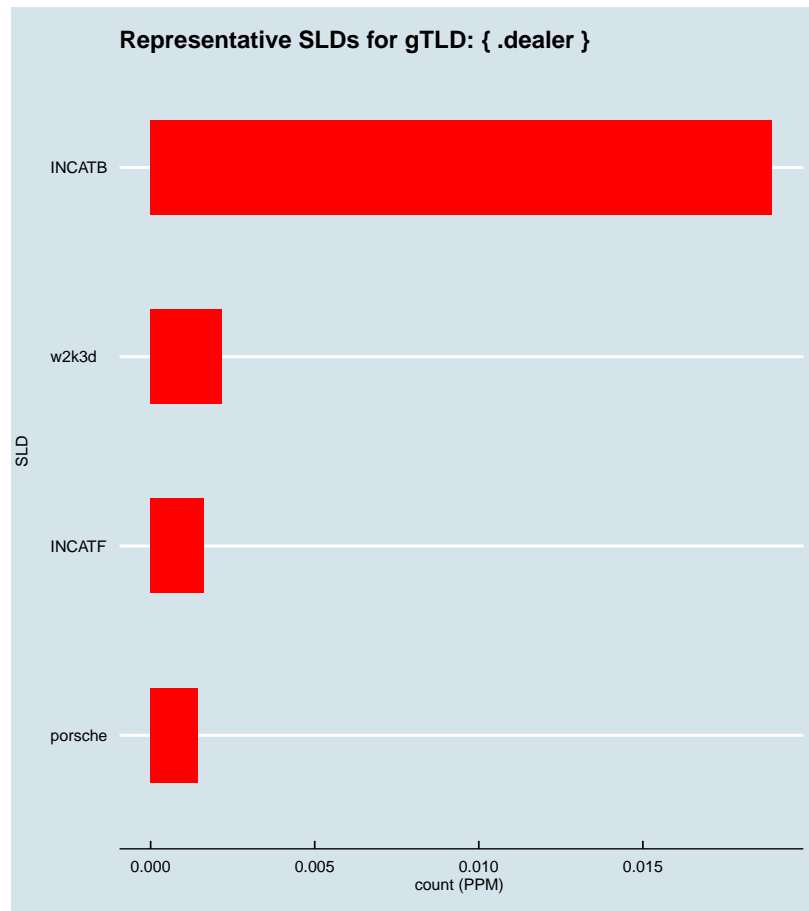


Figure 2.433: Representative SLDs for gTLD: { .dealer }. The  $x$  axis displays number of times (in parts per million) the corresponding SLD ( $y$  axis) was found in the gTLD.

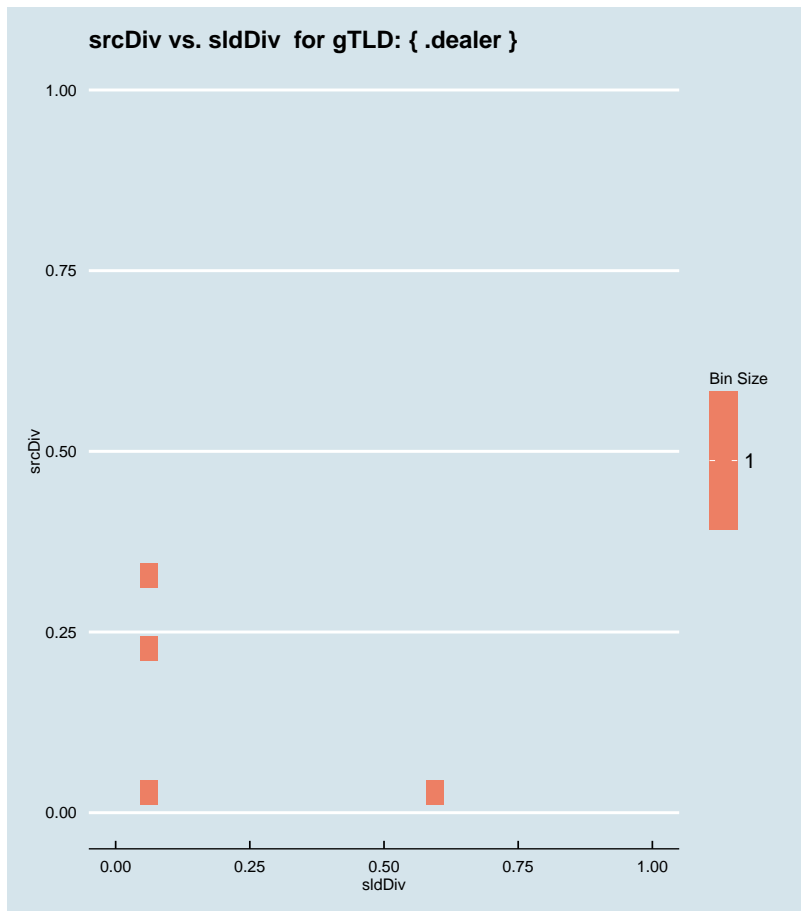


Figure 2.434: Binned scatter-plot of srcDiv and sldDiv for gTLD: {.dealer}.

### :: 2.311 Representative SLDs for gTLD: {.deals}

In this section, we collect representative SLDs related to gTLD: 'deals'. We found 0 unique SLDs after filtering. A total of 0 records were considered representative and they are 0.000% of the gTLD dump. Since the total number of records for this gTLD is 0, there are 0 non-representative records (NRep). In addition, this set comprises 0E0 of the entire data-set.

► {.deals}  
 Total SLDs: 0  
 a-sldDiv: 0.000%  
 a-oR: 0.000%  
 NRep: 0

### :: 2.312 Representative SLDs for gTLD: {.degree}

In this section, we collect representative SLDs related to gTLD: 'degree'. We found 0

► {.degree}  
 Total SLDs: 0  
 a-sldDiv: 0.000%  
 a-oR: 0.000%  
 NRep: 0

unique SLDs after filtering. A total of 0 records were considered representative and they are 0.000% of the gTLD dump. Since the total number of records for this gTLD is 0, there are 0 non-representative records (NRep). In addition, this set comprises 0E0 of the entire data-set.

### :: 2.313 Representative SLDs for gTLD: {.delivery}

In this section, we collect representative SLDs related to gTLD: 'delivery'. We found 4 unique SLDs after filtering. A total of 53085 records were considered representative and they are 92.691% of the gTLD dump. Since the total number of records for this gTLD is 53085, there are 0 non-representative records (NRep). In addition, this set comprises  $2.18E-5$  of the entire data-set. Table 2.218 shows the corresponding SLDs ordered by the level of importance. Figure 2.435 shows the record count (PPM) for each representative SLD. Figure 2.436 shows the binned scatter-plot of srcDiv and sldDiv.

► {.delivery}  
 Total SLDs: 4  
 a-sldDiv: 92.691%  
 a-oR: 0.002%  
 NRep: 0

Individual SLD descriptors for gTLD: {.delivery}										
SLD	count	sldDiv	$\phi$ -sldDiv	ipcount	srcDiv	$\phi$ -srcDiv	oR	a-srcDiv	a-oR	rem
for	0.021	0.372	1.000	$1.12E-4$	0.005	$1.99E-4$	$8.74E-6$	0.372	$8.74E-6$	31754
img	0.015	0.268	1.000	0.004	0.260	0.066	$6.28E-6$	0.640	$1.5E-5$	16426
RANDOM13	0.015	0.257	1.000	$4.12E-4$	0.028	0.002	$6.04E-6$	0.897	$2.11E-5$	1692
SHORTSLD	0.002	0.030	1.000	$3.6E-4$	0.213	0.050	$6.93E-7$	0.927	$2.18E-5$	0

Table 2.218: Top 4 most significant SLDs for gTLD 'delivery'. The SLD list holds 92.691% of the entries found in the gTLD and  $2.18E-5$  of the total number of entries for the entire experiment. **count** represents the number of records found for the SLD (in parts per million). **sldDiv** is the raw count divided by the number of records of this gTLD dump file. **oR** is the ratio of raw count to the total number of records of the experiment.  **$\phi$ -sldDiv** represents the  $\phi$  percentile of sldDiv on the entire data-set. **a-srcDiv** is the cumulative srcDiv variable. **a-oR** is the cumulative oR.

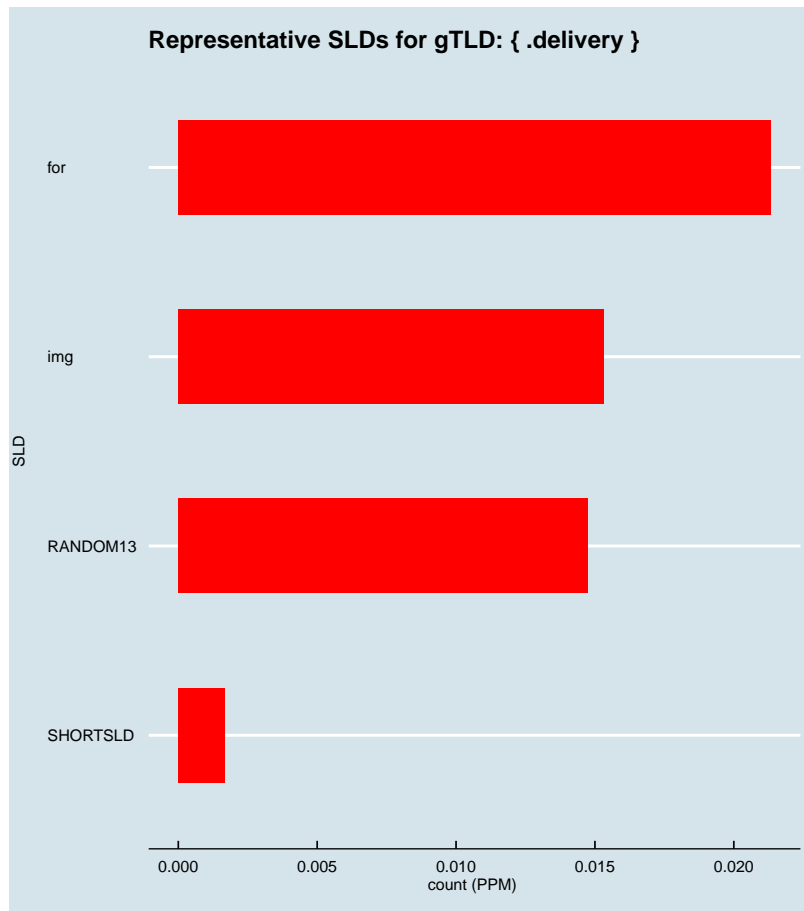


Figure 2.435: Representative SLDs for gTLD: { .delivery }. The *x* axis displays number of times (in parts per million) the corresponding SLD (*y* axis) was found in the gTLD.



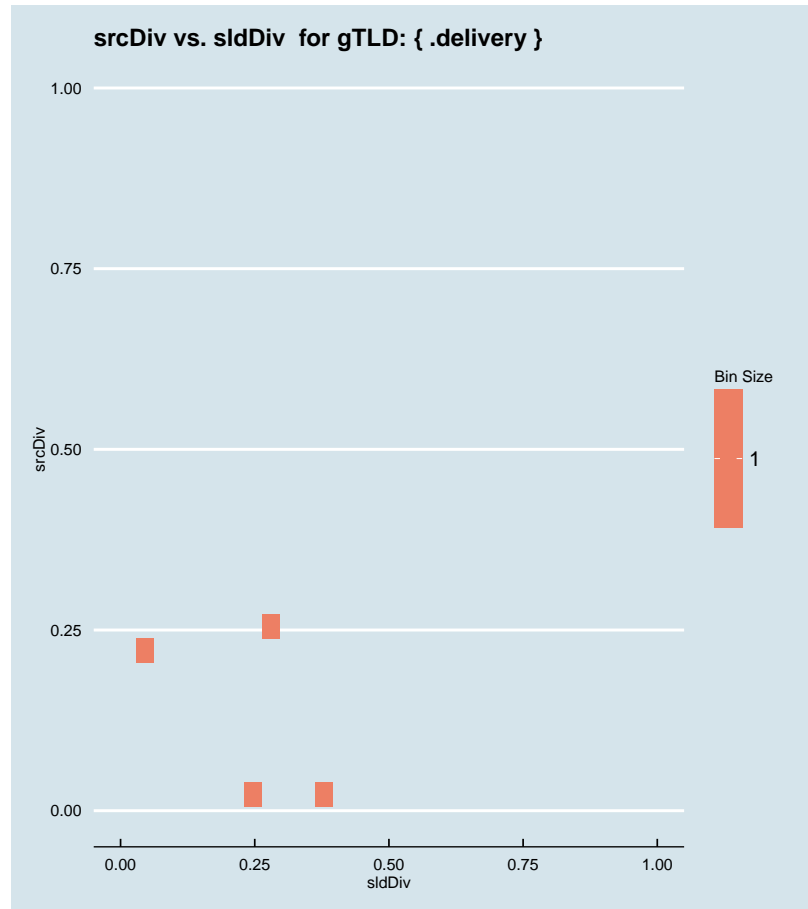


Figure 2.436: Binned scatter-plot of srcDiv and sldDiv for gTLD: { .delivery}.

### :: 2.314 Representative SLDs for gTLD: { .dell }

In this section, we collect representative SLDs related to gTLD: 'dell'. We found 17 unique SLDs after filtering. A total of 327036 records were considered representative and they are 75.722% of the gTLD dump. Since the total number of records for this gTLD is 327036, there are 0 non-representative records (NRep). In addition, this set comprises  $1.34E-4$  of the entire data-set. Table 2.219 shows the corresponding SLDs ordered by the level of importance. Figure 2.437 shows the record count (PPM) for each representative SLD. Figure 2.438 shows the binned scatter-plot of srcDiv and sldDiv.

► { .dell }  
Total SLDs: 17  
a-sldDiv: 75.722%  
a-oR: 0.013%  
NRep: 0

Individual SLD descriptors for gTLD: {dell}										
SLD	count	sldDiv	$\phi$ -sldDiv	ipcount	srcDiv	$\phi$ -srcDiv	oR	a-srcDiv	a-oR	rem
INCATB	0.069	0.161	1.000	0.005	0.067	0.010	2.84E-5	0.161	2.84E-5	257714
RANDOM10	0.049	0.114	1.000	0.005	0.105	0.018	2.02E-5	0.275	4.86E-5	208386
INCATC	0.045	0.104	1.000	0.006	0.142	0.027	1.85E-5	0.379	6.71E-5	163334
wpad	0.034	0.079	1.000	0.007	0.206	0.048	1.39E-5	0.458	8.1E-5	129340
amer	0.030	0.070	1.000	0.008	0.267	0.068	1.25E-5	0.528	9.35E-5	98933
INCATF	0.020	0.046	1.000	0.002	0.118	0.021	8.17E-6	0.574	1.02E-4	79002
isatap	0.019	0.045	1.000	0.005	0.254	0.065	7.9E-6	0.619	1.1E-4	59717
RANDOM13	0.018	0.042	1.000	0.001	0.070	0.010	7.39E-6	0.661	1.17E-4	41678
INVALID	0.018	0.041	1.000	0.002	0.125	0.023	7.23E-6	0.702	1.24E-4	24030
INCATE	0.005	0.010	0.999	0.003	0.664	0.208	1.85E-6	0.712	1.26E-4	19524
INCATD	0.004	0.010	0.999	6.26E-4	0.151	0.031	1.7E-6	0.722	1.28E-4	15377
dell-pc	0.003	0.007	0.999	7.25E-4	0.228	0.054	1.3E-6	0.729	1.29E-4	12195
emea	0.003	0.007	0.999	4.4E-5	0.014	8.49E-4	1.28E-6	0.736	1.3E-4	9070
servidor	0.003	0.007	0.999	4.3E-5	0.014	8.45E-4	1.26E-6	0.743	1.32E-4	5998
SHORTSLD	0.002	0.006	0.999	8.79E-4	0.357	0.099	1.01E-6	0.749	1.33E-4	3537
pts	0.002	0.005	0.999	2.19E-4	0.105	0.018	8.54E-7	0.754	1.33E-4	1452
tls	0.001	0.003	0.998	1.29E-4	0.089	0.014	5.95E-7	0.757	1.34E-4	0

Table 2.219: Top 17 most significant SLDs for gTLD 'dell'. The SLD list holds 75.722% of the entries found in the gTLD and 1.34E-4 of the total number of entries for the entire experiment. **count** represents the number of records found for the SLD (in parts per million). **sldDiv** is the raw count divided by the number of records of this gTLD dump file. **oR** is the ratio of raw count to the total number of records of the experiment.  **$\phi$ -sldDiv** represents the  $\phi$  percentile of sldDiv on the entire data-set. **a-srcDiv** is the cumulative srcDiv variable. **a-oR** is the cumulative oR.

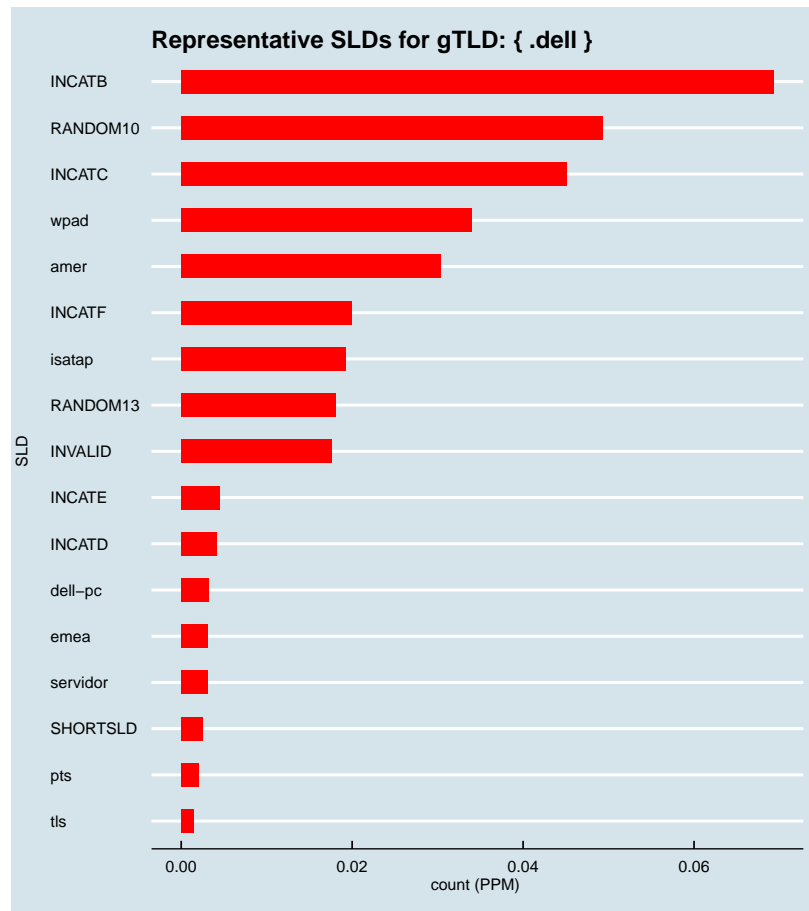


Figure 2.437: Representative SLDs for gTLD: { .dell }. The x axis displays number of times (in parts per million) the corresponding SLD (y axis) was found in the gTLD.

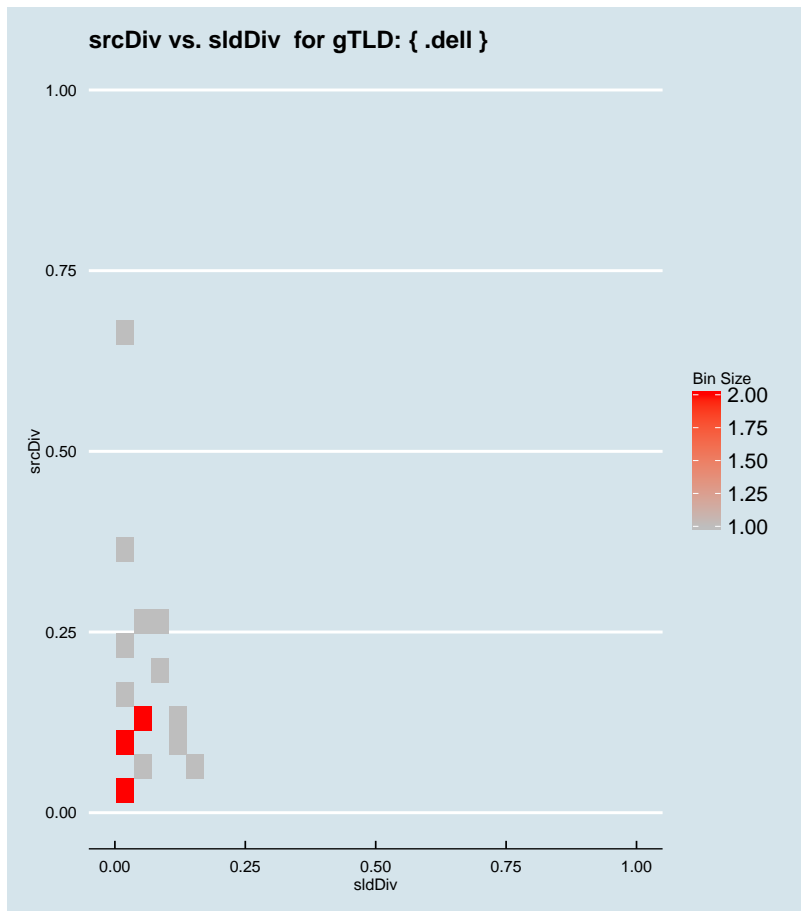


Figure 2.438: Binned scatter-plot of srcDiv and sldDiv for gTLD: { .dell }.

### :: 2.315 Representative SLDs for gTLD: { .delmonte }

In this section, we collect representative SLDs related to gTLD: 'delmonte'. We found 0 unique SLDs after filtering. A total of 0 records were considered representative and they are 0.000% of the gTLD dump. Since the total number of records for this gTLD is 0, there are 0 non-representative records (NRep). In addition, this set comprises 0E0 of the entire data-set.

```
► { .delmonte }
Total SLDs: 0
a-sldDiv: 0.000%
a-oR: 0.000%
NRep: 0
```

### :: 2.316 Representative SLDs for gTLD: { .deloitte }

In this section, we collect representative SLDs related to gTLD: 'deloitte'. We found 1

```
► { .deloitte }
Total SLDs: 1
a-sldDiv: 33.441%
a-oR: 0.000%
NRep: 0
```

unique SLDs after filtering. A total of 1654 records were considered representative and they are 33.441% of the gTLD dump. Since the total number of records for this gTLD is 1654, there are 0 non-representative records (NRep). In addition, this set comprises  $6.78E-7$  of the entire data-set. Table 2.220 shows the corresponding SLDs ordered by the level of importance. Figure 2.439 shows the record count (PPM) for each representative SLD. Figure 2.440 shows the binned scatter-plot of srcDiv and sldDiv.

Individual SLD descriptors for gTLD: {deloitte}										
SLD	count	sldDiv	$\phi$ -sldDiv	ipcount	srcDiv	$\phi$ -srcDiv	oR	a-srcDiv	a-oR	rem
INCATB	0.002	0.334	1.000	$1.32E-4$	0.080	0.012	$6.78E-7$	0.334	$6.78E-7$	0

Table 2.220: Top 1 most significant SLDs for gTLD 'deloitte'. The SLD list holds 33.441% of the entries found in the gTLD and  $6.78E-7$  of the total number of entries for the entire experiment. **count** represents the number of records found for the SLD (in parts per million). **sldDiv** is the raw count divided by the number of records of this gTLD dump file. **oR** is the ratio of raw count to the total number of records of the experiment.  **$\phi$ -sldDiv** represents the  $\phi$  percentile of sldDiv on the entire data-set. **a-srcDiv** is the cumulative srcDiv variable. **a-oR** is the cumulative oR.




Figure 2.439: Representative SLDs for gTLD: { .deloitte}. The *x* axis displays number of times (in parts per million) the corresponding SLD (*y* axis) was found in the gTLD.

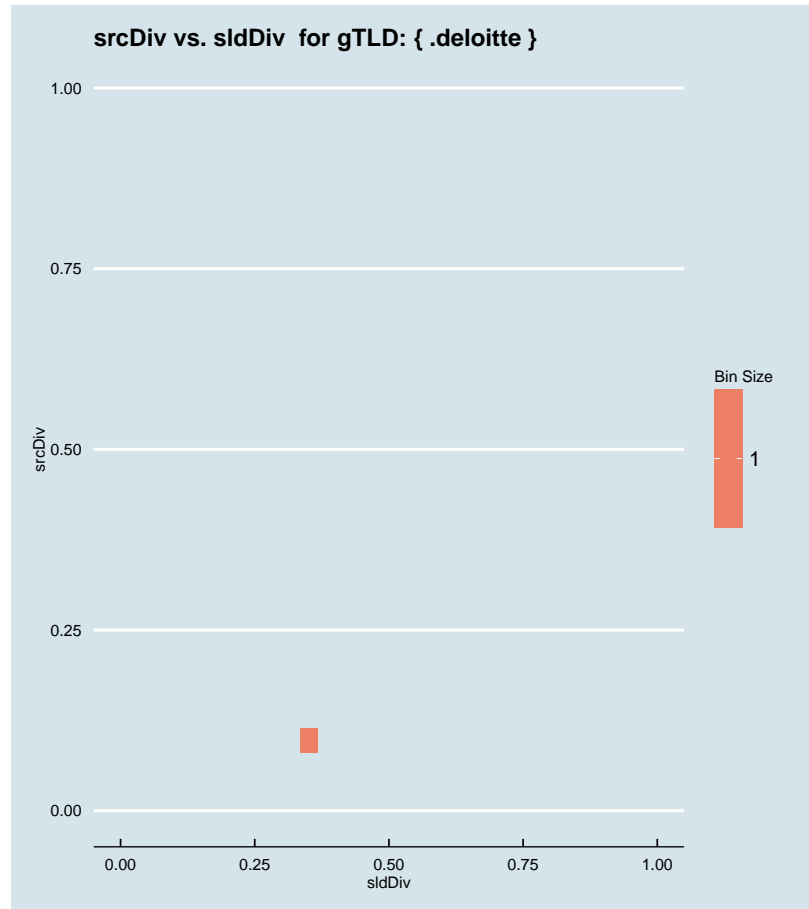


Figure 2.440: Binned scatter-plot of srcDiv and sldDiv for gTLD: { .deloitte}.

### :: 2.317 Representative SLDs for gTLD: { .delta }

In this section, we collect representative SLDs related to gTLD: 'delta'. We found 13 unique SLDs after filtering. A total of 287430 records were considered representative and they are 84.292% of the gTLD dump. Since the total number of records for this gTLD is 287430, there are 0 non-representative records (NRep). In addition, this set comprises  $1.18E-4$  of the entire data-set. Table 2.221 shows the corresponding SLDs ordered by the level of importance. Figure 2.441 shows the record count (PPM) for each representative SLD. Figure 2.442 shows the binned scatter-plot of srcDiv and sldDiv.

► { .delta }  
Total SLDs: 13  
a-sldDiv: 84.292%  
a-oR: 0.012%  
NRep: 0

Individual SLD descriptors for gTLD: {delta}										
SLD	count	sldDiv	$\phi$ -sldDiv	ipcount	srcDiv	$\phi$ -srcDiv	oR	a-srcDiv	a-oR	rem
RANDOM10	0.102	0.298	1.000	0.002	0.021	0.002	4.17E-5	0.298	4.17E-5	185703
INCATB	0.045	0.132	1.000	0.003	0.069	0.010	1.85E-5	0.431	6.02E-5	140578
SHORTSLD	0.045	0.132	1.000	0.001	0.025	0.002	1.85E-5	0.563	7.87E-5	95484
INVALID	0.023	0.069	1.000	0.002	0.088	0.014	9.58E-6	0.631	8.82E-5	72114
INCATF	0.021	0.063	1.000	8.87E-4	0.041	0.004	8.8E-6	0.694	9.7E-5	50651
RANDOM13	0.020	0.059	1.000	0.001	0.052	0.006	8.19E-6	0.753	1.05E-4	30658
wpad	0.007	0.022	0.999	0.002	0.281	0.071	3.02E-6	0.775	1.08E-4	23282
isatap	0.007	0.020	0.999	0.002	0.323	0.081	2.83E-6	0.795	1.11E-4	16374
INCATE	0.005	0.014	0.999	0.003	0.656	0.208	1.89E-6	0.808	1.13E-4	11754
INCATD	0.004	0.011	0.999	4.86E-4	0.131	0.025	1.52E-6	0.819	1.14E-4	8047
cn50334v11...	0.003	0.010	0.999	2E-6	5.95E-4	8.67E-6	1.38E-6	0.829	1.16E-4	4685
INCATC	0.003	0.008	0.999	7.21E-4	0.254	0.065	1.17E-6	0.838	1.17E-4	1841
INCATI	0.002	0.005	0.999	8.7E-5	0.047	0.005	7.54E-7	0.843	1.18E-4	0

Table 2.221: Top 13 most significant SLDs for gTLD 'delta'. The SLD list holds 84.292% of the entries found in the gTLD and 1.18E-4 of the total number of entries for the entire experiment. **count** represents the number of records found for the SLD (in parts per million). **sldDiv** is the raw count divided by the number of records of this gTLD dump file. **oR** is the ratio of raw count to the total number of records of the experiment.  $\phi$ -**sldDiv** represents the  $\phi$  percentile of sldDiv on the entire data-set. **a-srcDiv** is the cumulative srcDiv variable. **a-oR** is the cumulative oR.



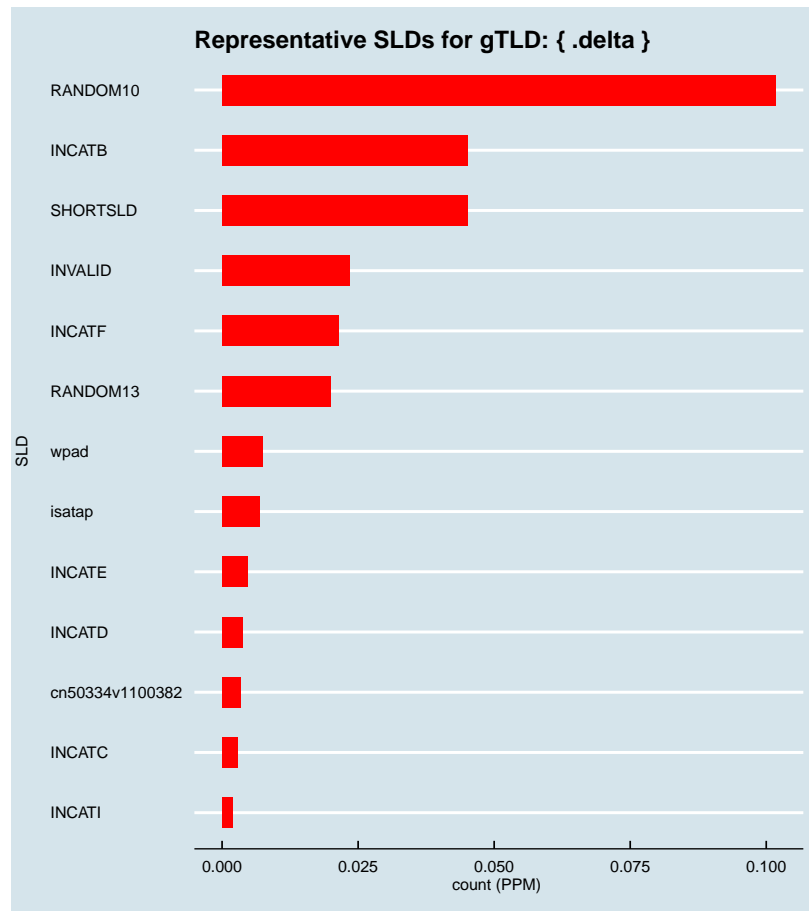


Figure 2.441: Representative SLDs for gTLD: { .delta }. The  $x$  axis displays number of times (in parts per million) the corresponding SLD ( $y$  axis) was found in the gTLD.

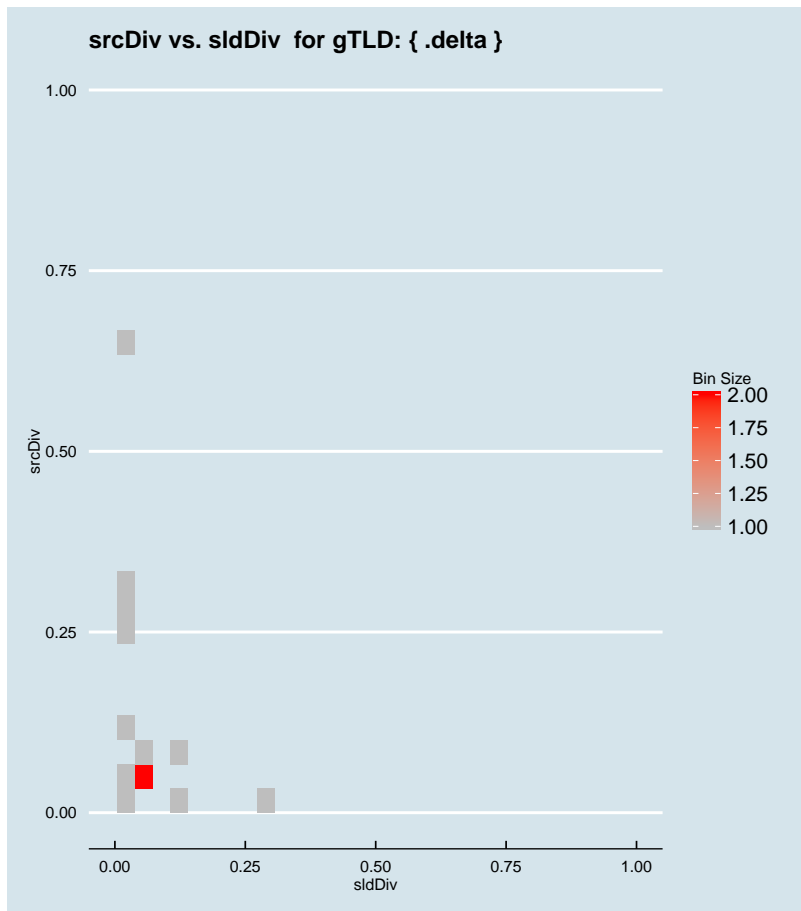


Figure 2.442: Binned scatter-plot of srcDiv and sldDiv for gTLD: {.delta}.

∴ 2.318 Representative SLDs for gTLD: {.democrat}

In this section, we collect representative SLDs related to gTLD: 'democrat'. We found 0 unique SLDs after filtering. A total of 0 records were considered representative and they are 0.000% of the gTLD dump. Since the total number of records for this gTLD is 0, there are 0 non-representative records (NRep). In addition, this set comprises 0E0 of the entire data-set.

► {.democrat}  
 Total SLDs: 0  
 a-sldDiv: 0.000%  
 a-oR: 0.000%  
 NRep: 0

∴ 2.319 Representative SLDs for gTLD: {.dental}

In this section, we collect representative SLDs related to gTLD: 'dental'. We found 16

► {.dental}  
 Total SLDs: 16  
 a-sldDiv: 66.646%  
 a-oR: 0.005%  
 NRep: 0

unique SLDs after filtering. A total of 116813 records were considered representative and they are 66.646% of the gTLD dump. Since the total number of records for this gTLD is 116813, there are 0 non-representative records (NRep). In addition, this set comprises  $4.79\text{E}-5$  of the entire data-set. Table 2.222 shows the corresponding SLDs ordered by the level of importance. Figure 2.443 shows the record count (PPM) for each representative SLD. Figure 2.444 shows the binned scatter-plot of srcDiv and sldDiv.

Individual SLD descriptors for gTLD: {dental}										
SLD	count	sldDiv	$\phi$ -sldDiv	ipcount	srcDiv	$\phi$ -srcDiv	oR	a-srcDiv	a-oR	rem
INCATF	0.030	0.173	1.000	0.002	0.052	0.006	$1.24\text{E}-5$	0.173	$1.24\text{E}-5$	86555
INVALID	0.017	0.098	1.000	0.002	0.089	0.014	$7.03\text{E}-6$	0.270	$1.94\text{E}-5$	69403
INCATB	0.013	0.076	1.000	0.001	0.108	0.019	$5.43\text{E}-6$	0.346	$2.49\text{E}-5$	56143
RANDOM13	0.011	0.061	1.000	$7.58\text{E}-4$	0.070	0.010	$4.42\text{E}-6$	0.408	$2.93\text{E}-5$	45364
wpad	0.009	0.051	1.000	0.002	0.189	0.042	$3.68\text{E}-6$	0.459	$3.3\text{E}-5$	36393
INCATC	0.007	0.038	1.000	$4.33\text{E}-4$	0.066	0.009	$2.7\text{E}-6$	0.496	$3.57\text{E}-5$	29809
RANDOM10	0.006	0.034	1.000	$9.72\text{E}-4$	0.165	0.034	$2.42\text{E}-6$	0.530	$3.81\text{E}-5$	23912
SHORTSLD	0.005	0.030	1.000	$3.83\text{E}-4$	0.074	0.011	$2.14\text{E}-6$	0.560	$4.02\text{E}-5$	18702
server	0.004	0.022	0.999	$7.84\text{E}-4$	0.199	0.043	$1.61\text{E}-6$	0.582	$4.18\text{E}-5$	14762
inpao	0.003	0.019	0.999	$7.2\text{E}-5$	0.022	0.002	$1.35\text{E}-6$	0.601	$4.32\text{E}-5$	11479
isatap	0.003	0.018	0.999	$9.92\text{E}-4$	0.318	0.080	$1.28\text{E}-6$	0.619	$4.44\text{E}-5$	8356
INCATD	0.002	0.014	0.999	$4.21\text{E}-4$	0.173	0.038	$9.97\text{E}-7$	0.633	$4.54\text{E}-5$	5923
revive	0.002	0.009	0.999	$2.8\text{E}-5$	0.017	0.001	$6.75\text{E}-7$	0.642	$4.61\text{E}-5$	4276
jolga	0.002	0.009	0.999	$7\text{E}-6$	0.004	$1.59\text{E}-4$	$6.51\text{E}-7$	0.651	$4.68\text{E}-5$	2688
bdd	0.001	0.008	0.999	$5.5\text{E}-5$	0.038	0.004	$5.88\text{E}-7$	0.659	$4.74\text{E}-5$	1252
excel	0.001	0.007	0.999	$2.8\text{E}-5$	0.022	0.002	$5.13\text{E}-7$	0.666	$4.79\text{E}-5$	0

Table 2.222: Top 16 most significant SLDs for gTLD 'dental'. The SLD list holds 66.646% of the entries found in the gTLD and  $4.79\text{E}-5$  of the total number of entries for the entire experiment. **count** represents the number of records found for the SLD (in parts per million). **sldDiv** is the raw count divided by the number of records of this gTLD dump file. **oR** is the ratio of raw count to the total number of records of the experiment.  **$\phi$ -sldDiv** represents the  $\phi$  percentile of sldDiv on the entire data-set. **a-srcDiv** is the cumulative srcDiv variable. **a-oR** is the cumulative oR.

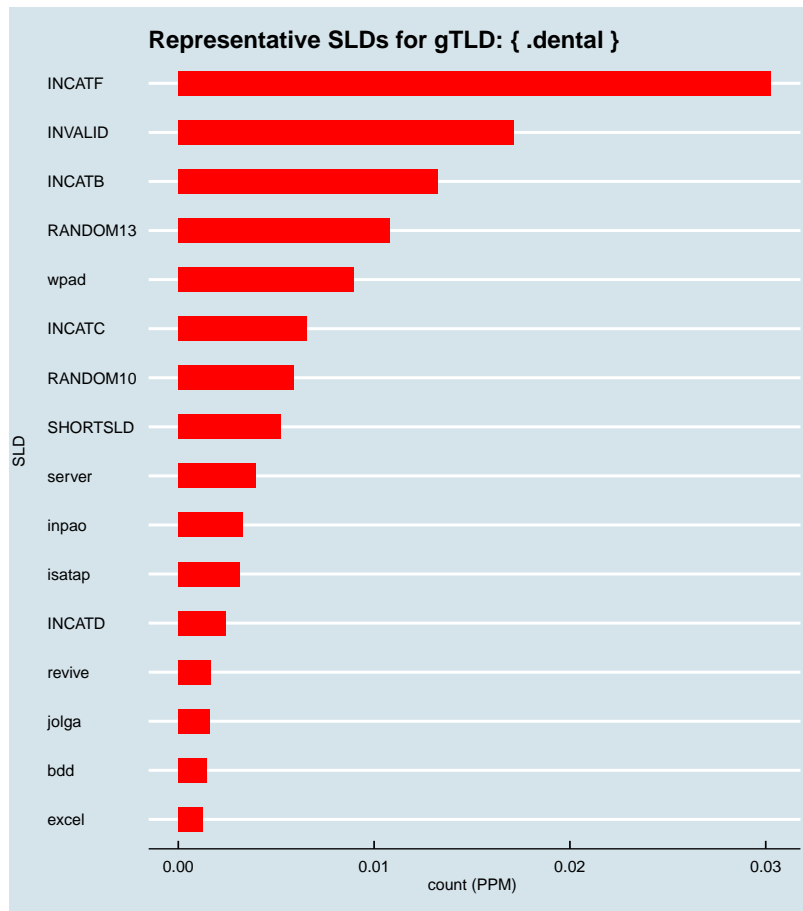


Figure 2.443: Representative SLDs for gTLD: { .dental }. The *x* axis displays number of times (in parts per million) the corresponding SLD (*y* axis) was found in the gTLD.

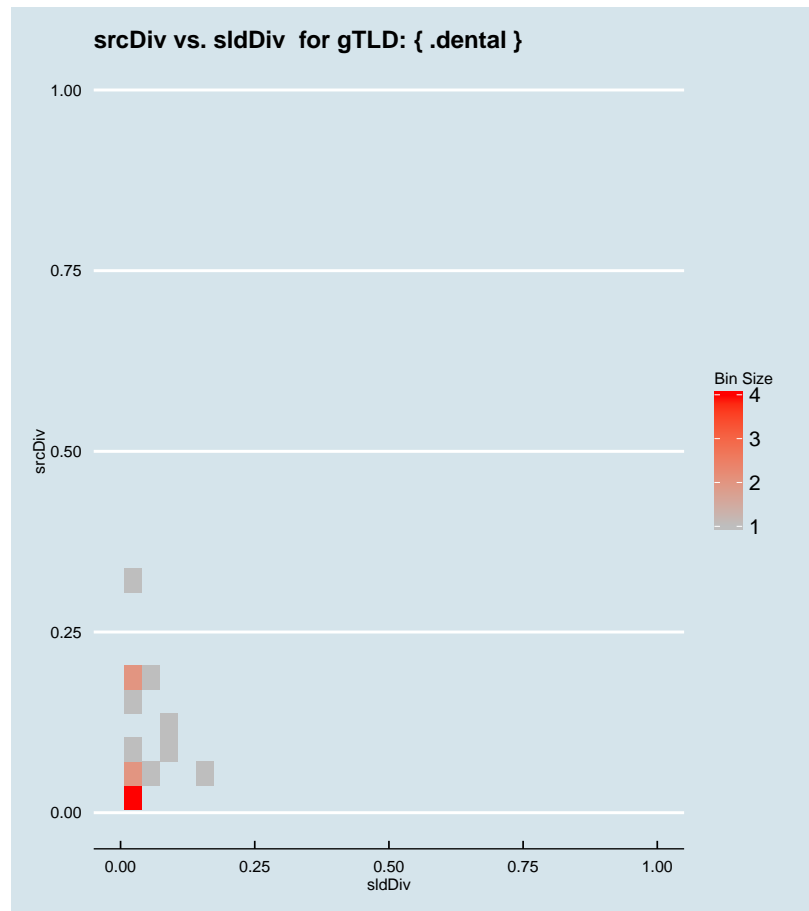


Figure 2.444: Binned scatter-plot of srcDiv and sldDiv for gTLD: { .dental }.

### :: 2.320 Representative SLDs for gTLD: { .dentist }

In this section, we collect representative SLDs related to gTLD: 'dentist'. We found 2 unique SLDs after filtering. A total of 4323 records were considered representative and they are 41.007% of the gTLD dump. Since the total number of records for this gTLD is 4323, there are 0 non-representative records (NRep). In addition, this set comprises 1.77E-6 of the entire data-set. Table 2.223 shows the corresponding SLDs ordered by the level of importance. Figure 2.445 shows the record count (PPM) for each representative SLD. Figure 2.446 shows the binned scatter-plot of srcDiv and sldDiv.

► { .dentist }  
Total SLDs: 2  
a-sldDiv: 41.007%  
a-oR: 0.000%  
NRep: 0

Individual SLD descriptors for gTLD: {.dentist}										
SLD	count	sldDiv	$\phi$ -sldDiv	ipcount	srcDiv	$\phi$ -srcDiv	oR	a-srcDiv	a-oR	rem
INCATF	0.003	0.292	1.000	8.9E-5	0.029	0.003	1.26E-6	0.292	1.26E-6	1243
RANDOM10	0.001	0.118	1.000	1.8E-4	0.145	0.030	5.09E-7	0.410	1.77E-6	0

Table 2.223: Top 2 most significant SLDs for gTLD 'dentist'. The SLD list holds 41.007% of the entries found in the gTLD and 1.77E-6 of the total number of entries for the entire experiment. **count** represents the number of records found for the SLD (in parts per million). **sldDiv** is the raw count divided by the number of records of this gTLD dump file. **oR** is the ratio of raw count to the total number of records of the experiment.  $\phi$ -**sldDiv** represents the  $\phi$  percentile of sldDiv on the entire data-set. **a-srcDiv** is the cumulative srcDiv variable. **a-oR** is the cumulative oR.

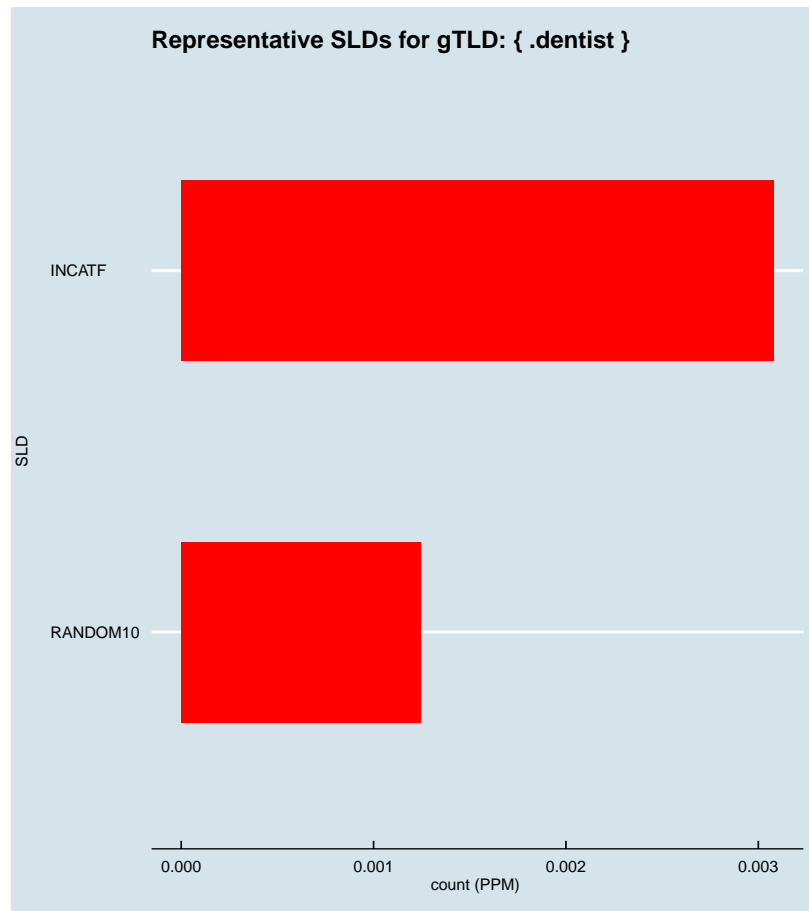


Figure 2.445: Representative SLDs for gTLD: { .dentist}. The  $x$  axis displays number of times (in parts per million) the corresponding SLD ( $y$  axis) was found in the gTLD.

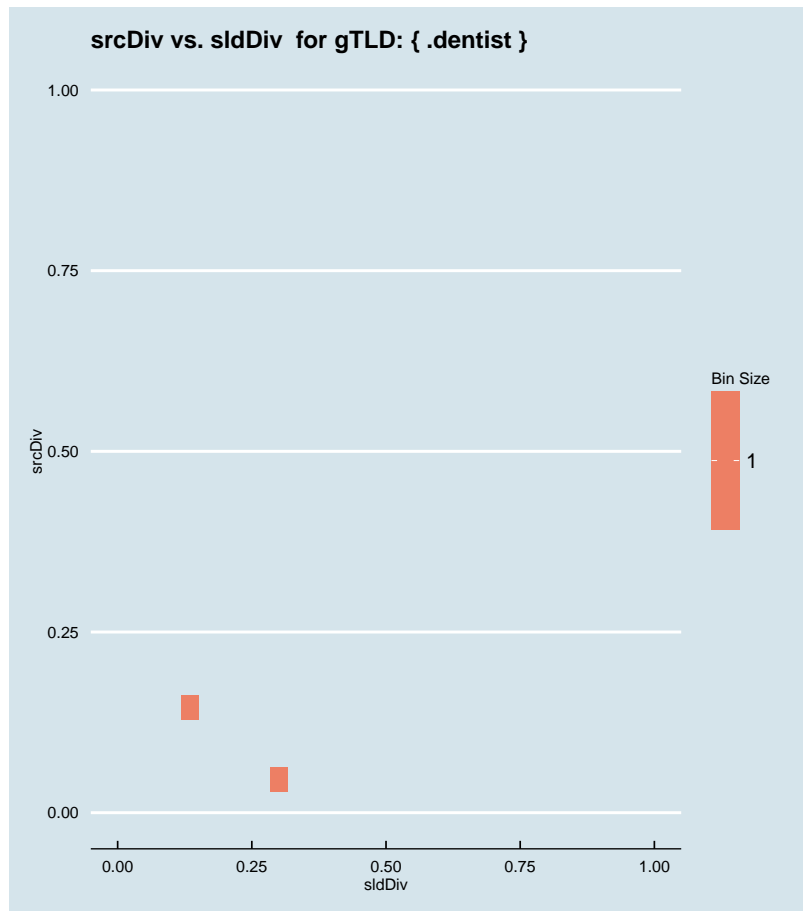


Figure 2.446: Binned scatter-plot of srcDiv and sldDiv for gTLD: {.dentist}.

### :: 2.321 Representative SLDs for gTLD: {.desi}

In this section, we collect representative SLDs related to gTLD: 'desi'. We found 2 unique SLDs after filtering. A total of 7580 records were considered representative and they are 53.029% of the gTLD dump. Since the total number of records for this gTLD is 7580, there are 0 non-representative records (NRep). In addition, this set comprises  $3.11E-6$  of the entire data-set. Table 2.224 shows the corresponding SLDs ordered by the level of importance. Figure 2.447 shows the record count (PPM) for each representative SLD. Figure 2.448 shows the binned scatter-plot of srcDiv and sldDiv.

► {.desi}  
 Total SLDs: 2  
 a-sldDiv: 53.029%  
 a-oR: 0.000%  
 NRep: 0



Individual SLD descriptors for gTLD: {.desi}										
SLD	count	sldDiv	$\phi$ -sldDiv	ipcount	srcDiv	$\phi$ -srcDiv	oR	a-srcDiv	a-oR	rem
INVALID	0.005	0.335	1.000	1.77E-4	0.037	0.004	1.96E-6	0.335	1.96E-6	2792
INCATE	0.003	0.195	1.000	0.001	0.447	0.123	1.14E-6	0.530	3.11E-6	0

Table 2.224: Top 2 most significant SLDs for gTLD 'desi'. The SLD list holds 53.029% of the entries found in the gTLD and 3.11E-6 of the total number of entries for the entire experiment. **count** represents the number of records found for the SLD (in parts per million). **sldDiv** is the raw count divided by the number of records of this gTLD dump file. **oR** is the ratio of raw count to the total number of records of the experiment.  $\phi$ -**sldDiv** represents the  $\phi$  percentile of sldDiv on the entire data-set. **a-srcDiv** is the cumulative srcDiv variable. **a-oR** is the cumulative oR.

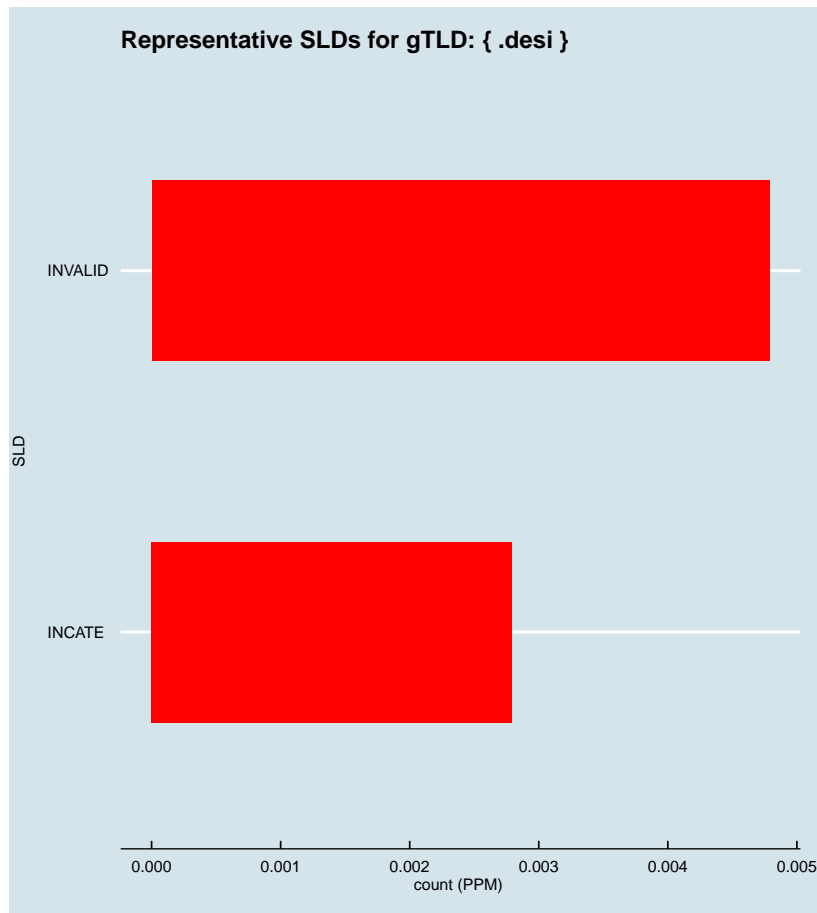


Figure 2.447: Representative SLDs for gTLD: { .desi }. The x axis displays number of times (in parts per million) the corresponding SLD (y axis) was found in the gTLD.

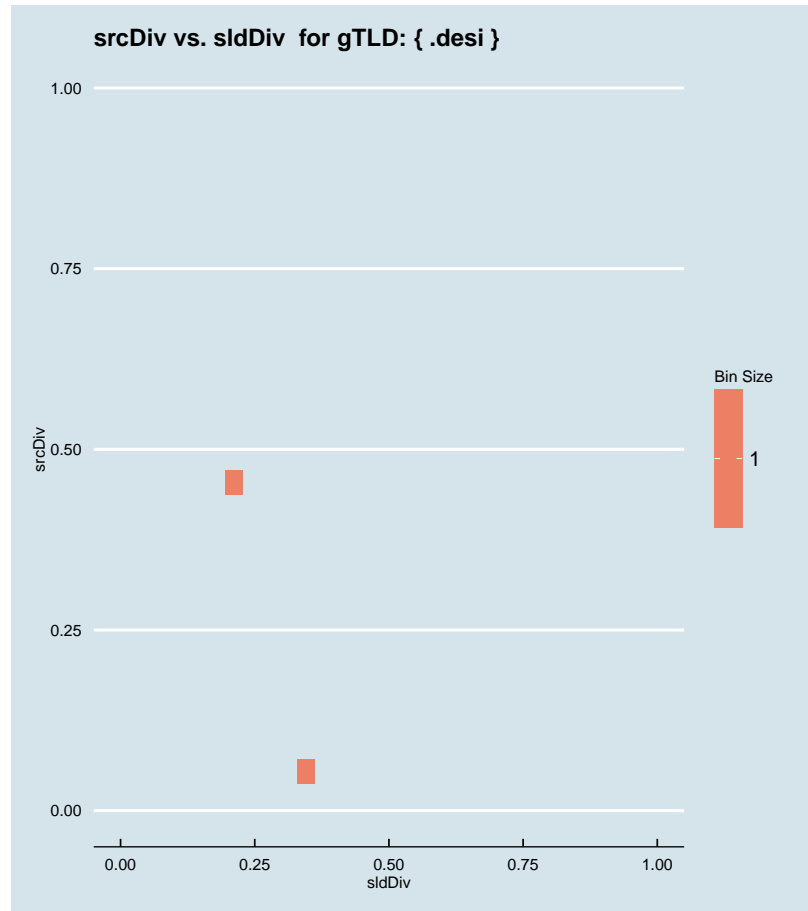


Figure 2.448: Binned scatter-plot of srcDiv and sldDiv for gTLD: { .desi }.

### :: 2.322 Representative SLDs for gTLD: { .design }

In this section, we collect representative SLDs related to gTLD: 'design'. We found 23 unique SLDs after filtering. A total of 198044 records were considered representative and they are 78.051% of the gTLD dump. Since the total number of records for this gTLD is 198044, there are 0 non-representative records (NRep). In addition, this set comprises  $8.12E-5$  of the entire data-set. Table 2.225 shows the corresponding SLDs ordered by the level of importance. Figure 2.449 shows the record count (PPM) for each representative SLD. Figure 2.450 shows the binned scatter-plot of srcDiv and sldDiv.

► { .design }  
Total SLDs: 23  
a-sldDiv: 78.051%  
a-oR: 0.008%  
NRep: 0

Individual SLD descriptors for gTLD: {design}										
SLD	count	sldDiv	$\phi$ -sldDiv	ipcount	srcDiv	$\phi$ -srcDiv	oR	a-srcDiv	a-oR	rem
INCATF	0.036	0.143	1.000	0.003	0.074	0.011	1.49E-5	0.143	1.49E-5	161742
INVALID	0.028	0.111	1.000	0.001	0.053	0.007	1.15E-5	0.254	2.64E-5	133677
INCATB	0.023	0.092	1.000	0.002	0.105	0.018	9.6E-6	0.346	3.6E-5	110249
system	0.021	0.084	1.000	0.003	0.155	0.032	8.76E-6	0.430	4.47E-5	88863
INCATC	0.015	0.060	1.000	0.004	0.280	0.070	6.19E-6	0.490	5.09E-5	73758
RANDOM10	0.012	0.045	1.000	0.002	0.142	0.027	4.72E-6	0.535	5.57E-5	62240
RANDOM13	0.011	0.043	1.000	8.93E-4	0.082	0.013	4.47E-6	0.578	6.01E-5	51335
entity	0.008	0.032	1.000	0.001	0.184	0.041	3.31E-6	0.610	6.34E-5	43246
drawing	0.007	0.026	0.999	0.001	0.173	0.038	2.75E-6	0.637	6.62E-5	36539
wpad	0.005	0.020	0.999	9.89E-4	0.191	0.042	2.13E-6	0.657	6.83E-5	31352
dynamicdat...	0.005	0.020	0.999	8.77E-4	0.170	0.037	2.11E-6	0.677	7.04E-5	26198
cph	0.004	0.015	0.999	1.28E-4	0.033	0.003	1.58E-6	0.692	7.2E-5	22344
INCATE	0.004	0.014	0.999	0.002	0.594	0.193	1.49E-6	0.707	7.35E-5	18716
SHORTSLD	0.003	0.012	0.999	5.72E-4	0.187	0.041	1.26E-6	0.719	7.47E-5	15653
isatap	0.002	0.010	0.999	6.98E-4	0.286	0.074	1E-6	0.728	7.57E-5	13211
datavisual...	0.002	0.008	0.999	4.7E-4	0.221	0.051	8.71E-7	0.737	7.66E-5	11085
dasha	0.002	0.008	0.999	2E-5	0.010	4.87E-4	8.31E-7	0.745	7.74E-5	9058
hound	0.002	0.007	0.999	8E-6	0.005	1.75E-4	6.89E-7	0.751	7.81E-5	7376
sid	0.002	0.006	0.999	1.47E-4	0.092	0.015	6.56E-7	0.758	7.88E-5	5775
rsc	0.002	0.006	0.999	6.23E-4	0.401	0.114	6.36E-7	0.764	7.94E-5	4223
tbg	0.001	0.006	0.999	2.27E-4	0.156	0.032	5.97E-7	0.770	8E-5	2765
INCATD	0.001	0.006	0.999	2.71E-4	0.192	0.042	5.77E-7	0.775	8.06E-5	1357
lami	0.001	0.005	0.999	2.2E-5	0.016	0.001	5.56E-7	0.781	8.12E-5	0

Table 2.225: Top 23 most significant SLDs for gTLD 'design'. The SLD list holds 78.051% of the entries found in the gTLD and 8.12E-5 of the total number of entries for the entire experiment. **count** represents the number of records found for the SLD (in parts per million). **sldDiv** is the raw count divided by the number of records of this gTLD dump file. **oR** is the ratio of raw count to the total number of records of the experiment.  **$\phi$ -sldDiv** represents the  $\phi$  percentile of sldDiv on the entire data-set. **a-srcDiv** is the cumulative srcDiv variable. **a-oR** is the cumulative oR.



Figure 2.449: Representative SLDs for gTLD: { .design }. The x axis displays number of times (in parts per million) the corresponding SLD (y axis) was found in the gTLD.

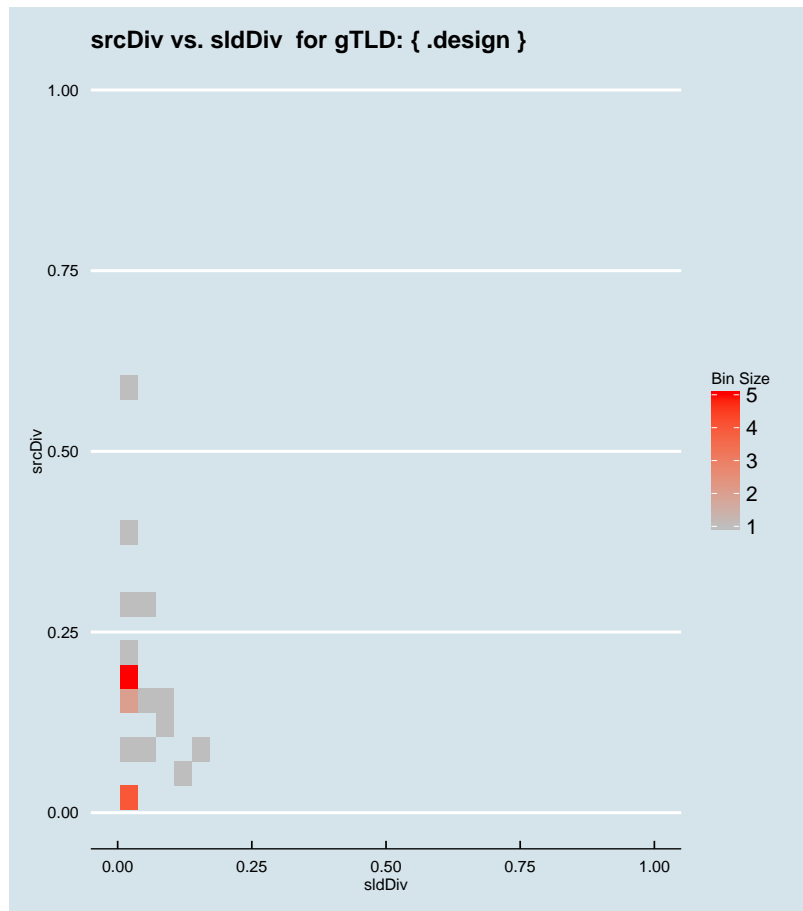


Figure 2.450: Binned scatter-plot of srcDiv and sldDiv for gTLD: {.design}.

### :: 2.323 Representative SLDs for gTLD: {.deutschepost}

In this section, we collect representative SLDs related to gTLD: 'deutschepost'. We found 0 unique SLDs after filtering. A total of 0 records were considered representative and they are 0.000% of the gTLD dump. Since the total number of records for this gTLD is 0, there are 0 non-representative records (NRep). In addition, this set comprises 0E0 of the entire data-set.

```
► {.deutschepost}
Total SLDs: 0
a-sldDiv: 0.000%
a-oR: 0.000%
NRep: 0
```

### :: 2.324 Representative SLDs for gTLD: {.dev}

In this section, we collect representative SLDs related to gTLD: 'dev'. We found 328

```
► {.dev}
Total SLDs: 328
a-sldDiv: 89.113%
a-oR: 0.346%
NRep: 0
```

unique SLDs after filtering. A total of 8434159 records were considered representative and they are 89.113% of the gTLD dump. Since the total number of records for this gTLD is 8434159, there are 0 non-representative records (NRep). In addition, this set comprises 0.003 of the entire data-set. Table 2.226 shows the corresponding SLDs ordered by the level of importance. Figure 2.451 shows the record count (PPM) for each representative SLD. Figure 2.452 shows the binned scatter-plot of srcDiv and sldDiv.

Individual SLD descriptors for gTLD: {dev}										
SLD	count	sldDiv	$\phi$ -sldDiv	ipcount	srcDiv	$\phi$ -srcDiv	oR	a-srcDiv	a-oR	rem
kft	1.548	0.164	1.000	0.030	0.020	0.001	6.34E-4	0.164	6.34E-4	6886143
RANDOM13	1.176	0.124	1.000	0.024	0.020	0.001	4.82E-4	0.288	0.001	5709881
zurich	1.017	0.107	1.000	0.015	0.014	8.83E-4	4.17E-4	0.395	0.002	4692537
INCATF	0.581	0.061	1.000	0.016	0.027	0.002	2.38E-4	0.457	0.002	4111593
cokecce	0.425	0.045	1.000	0.003	0.007	2.95E-4	1.74E-4	0.502	0.002	3686425
INCATB	0.262	0.028	0.999	0.018	0.068	0.010	1.07E-4	0.529	0.002	3424563
INCATC	0.246	0.026	0.999	0.014	0.058	0.007	1.01E-4	0.555	0.002	3178745
INCATD	0.208	0.022	0.999	0.013	0.065	0.009	8.52E-5	0.577	0.002	2970960
RANDOM10	0.205	0.022	0.999	0.025	0.124	0.023	8.4E-5	0.599	0.002	2766035
corpdev	0.125	0.013	0.999	0.004	0.034	0.003	5.12E-5	0.612	0.002	2641212
umusic	0.114	0.012	0.999	0.007	0.062	0.008	4.67E-5	0.624	0.002	2527256
matria	0.110	0.012	0.999	0.004	0.037	0.004	4.53E-5	0.636	0.002	2416834
rencap	0.098	0.010	0.999	0.003	0.034	0.003	4E-5	0.646	0.003	2319169
INCATI	0.097	0.010	0.999	0.008	0.085	0.013	3.99E-5	0.656	0.003	2221861
SHORTSLD	0.097	0.010	0.999	0.011	0.113	0.020	3.97E-5	0.667	0.003	2124969
sec-trunk	0.094	0.010	0.999	0.027	0.290	0.075	3.87E-5	0.677	0.003	2030577
INVALID	0.089	0.009	0.999	0.010	0.108	0.019	3.66E-5	0.686	0.003	1941254
html	0.075	0.008	0.999	5.1E-5	6.83E-4	1.04E-5	3.06E-5	0.694	0.003	1866603
ams	0.070	0.007	0.999	0.005	0.072	0.011	2.88E-5	0.701	0.003	1796308
playtomic	0.063	0.007	0.999	0.019	0.308	0.079	2.57E-5	0.708	0.003	1733604
local	0.047	0.005	0.999	0.004	0.091	0.014	1.91E-5	0.713	0.003	1686976
onecliffs	0.041	0.004	0.999	0.003	0.064	0.009	1.68E-5	0.717	0.003	1645920
ussenate	0.039	0.004	0.999	6E-5	0.002	3.46E-5	1.6E-5	0.721	0.003	1606966
thefa	0.036	0.004	0.998	0.012	0.346	0.097	1.47E-5	0.725	0.003	1571190
panther	0.035	0.004	0.998	0.009	0.262	0.067	1.42E-5	0.729	0.003	1536543
przeglads... fakt	0.032	0.003	0.998	0.009	0.281	0.071	1.31E-5	0.732	0.003	1504492
db01	0.032	0.003	0.998	0.009	0.284	0.071	1.31E-5	0.736	0.003	1472447
bwin	0.028	0.003	0.998	5.1E-5	0.002	4.43E-5	1.15E-5	0.739	0.003	1444482
navcen	0.026	0.003	0.998	0.002	0.066	0.009	1.06E-5	0.741	0.003	1418684
devlab	0.025	0.003	0.998	7E-6	2.76E-4	2.87E-6	1.04E-5	0.744	0.003	1393293
9-1-1net	0.025	0.003	0.998	0.002	0.067	0.009	1.02E-5	0.747	0.003	1368444
intrado	0.024	0.003	0.998	0.003	0.122	0.022	9.71E-6	0.749	0.003	1344745
dmz	0.024	0.003	0.998	0.003	0.122	0.022	9.7E-6	0.752	0.003	1321079
pbxe911	0.024	0.002	0.998	0.003	0.122	0.022	9.68E-6	0.754	0.003	1297451
pbxe911	0.023	0.002	0.998	0.003	0.122	0.022	9.61E-6	0.757	0.003	1273990

Table 2.226: Top 35 most significant SLDs for gTLD 'dev'. The SLD list holds 89.113% of the entries found in the gTLD and 0.003 of the total number of entries for the entire experiment. **count** represents the number of records found for the SLD (in parts per million). **sldDiv** is the raw count divided by the number of records of this gTLD dump file. **oR** is the ratio of raw count to the total number of records of the experiment.  $\phi$ -**sldDiv** represents the  $\phi$  percentile of sldDiv on the entire data-set. **a-srcDiv** is the cumulative srcDiv variable. **a-oR** is the cumulative oR.



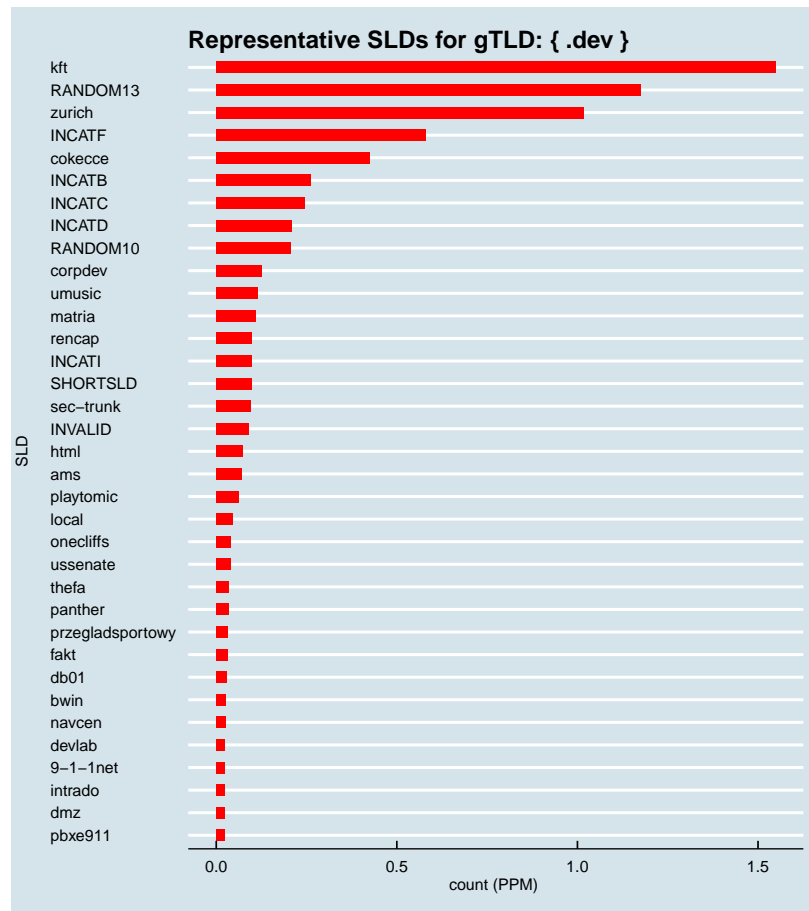


Figure 2.451: Representative SLDs for gTLD: { .dev}. The x axis displays number of times (in parts per million) the corresponding SLD (y axis) was found in the gTLD.

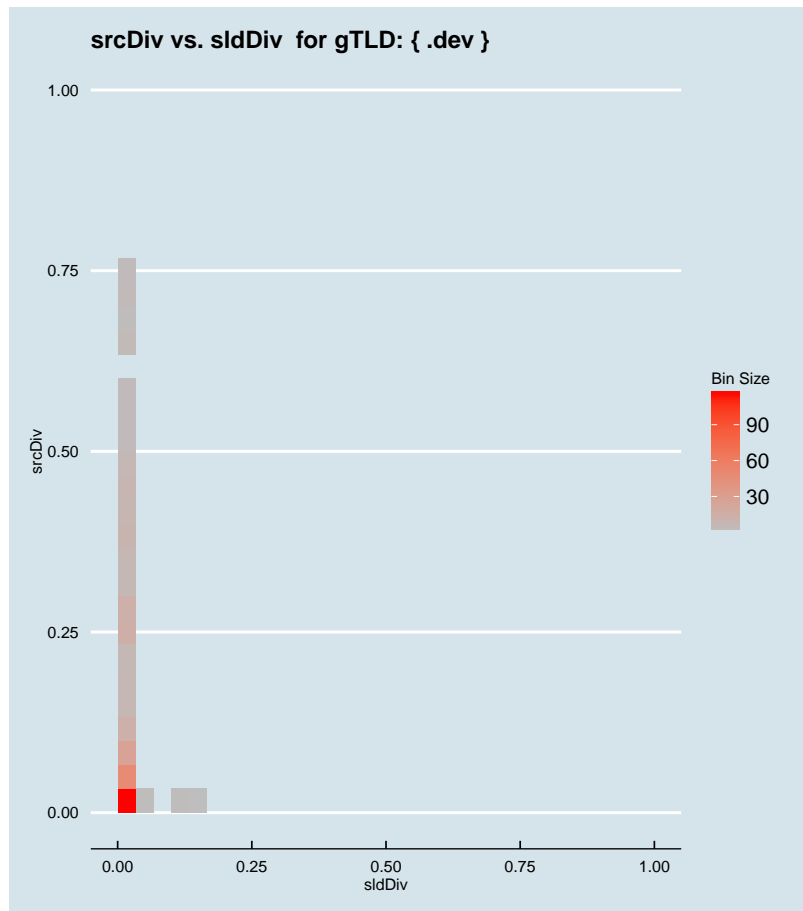


Figure 2.452: Binned scatter-plot of srcDiv and sldDiv for gTLD: {.dev}.

### :: 2.325 Representative SLDs for gTLD: {.dhl}

In this section, we collect representative SLDs related to gTLD: 'dhl'. We found 4 unique SLDs after filtering. A total of 13028 records were considered representative and they are 66.790% of the gTLD dump. Since the total number of records for this gTLD is 13028, there are 0 non-representative records (NRep). In addition, this set comprises 5.34E−6 of the entire data-set. Table 2.227 shows the corresponding SLDs ordered by the level of importance. Figure 2.453 shows the record count (PPM) for each representative SLD. Figure 2.454 shows the binned scatter-plot of srcDiv and sldDiv.

► {.dhl}  
 Total SLDs: 4  
 a-sldDiv: 66.790%  
 a-oR: 0.001%  
 NRep: 0

Individual SLD descriptors for gTLD: {.dhl}										
<b>SLD</b>	<b>count</b>	<b>sldDiv</b>	$\phi$ - <b>sldDiv</b>	<b>ipcount</b>	<b>srcDiv</b>	$\phi$ - <b>srcDiv</b>	<b>oR</b>	<b>a-srcDiv</b>	<b>a-oR</b>	<b>rem</b>
INCATE	0.005	0.243	1.000	0.003	0.632	0.205	1.94E-6	0.243	1.94E-6	8282
RANDOM13	0.003	0.163	1.000	4.54E-4	0.143	0.029	1.3E-6	0.406	3.25E-6	5106
servidorv	0.003	0.141	1.000	1.58E-4	0.057	0.007	1.13E-6	0.548	4.38E-6	2348
INCATB	0.002	0.120	1.000	6.36E-4	0.271	0.068	9.62E-7	0.668	5.34E-6	0

Table 2.227: Top 4 most significant SLDs for gTLD 'dhl'. The SLD list holds 66.790% of the entries found in the gTLD and 5.34E-6 of the total number of entries for the entire experiment. **count** represents the number of records found for the SLD (in parts per million). **sldDiv** is the raw count divided by the number of records of this gTLD dump file. **oR** is the ratio of raw count to the total number of records of the experiment.  $\phi$ -**sldDiv** represents the  $\phi$  percentile of sldDiv on the entire data-set. **a-srcDiv** is the cumulative srcDiv variable. **a-oR** is the cumulative oR.

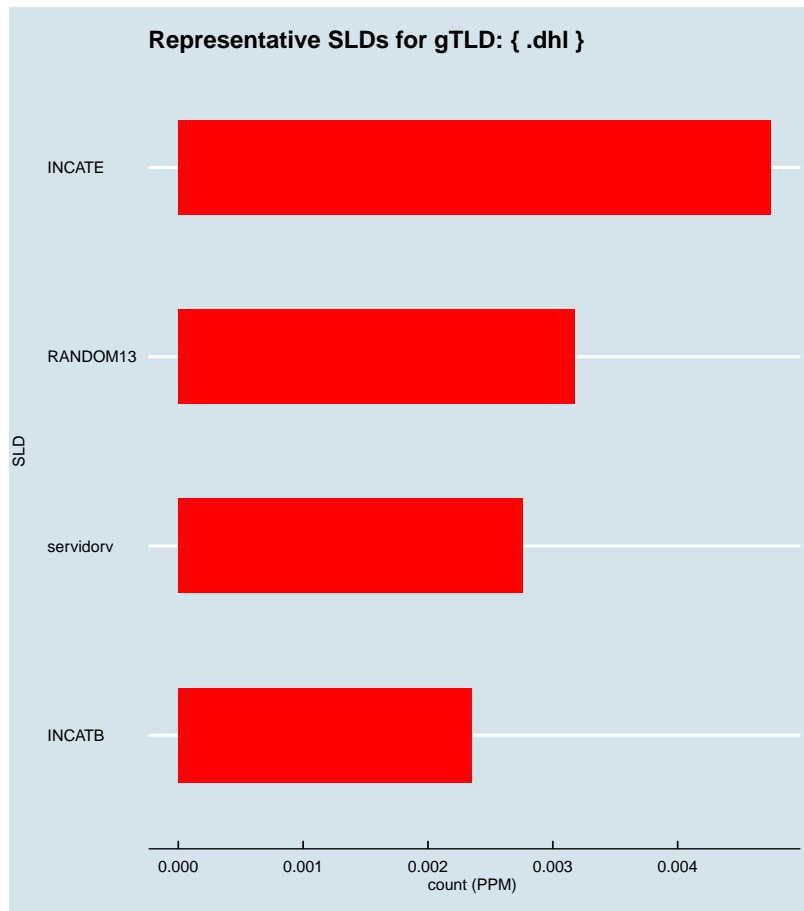


Figure 2.453: Representative SLDs for gTLD: { .dhl }. The x axis displays number of times (in parts per million) the corresponding SLD (y axis) was found in the gTLD.

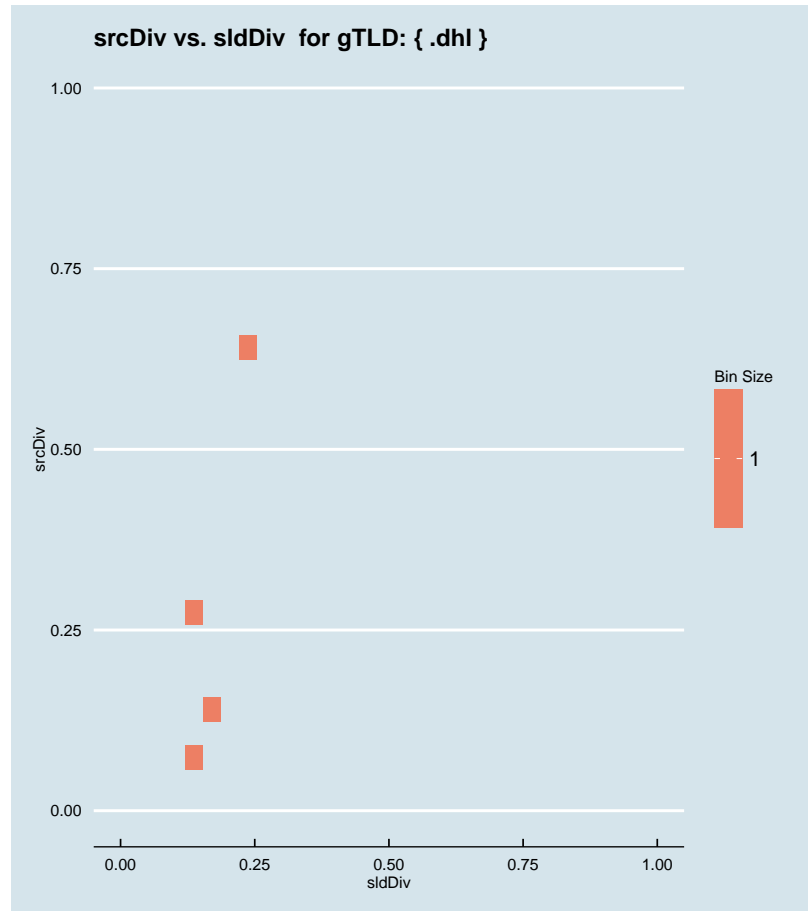


Figure 2.454: Binned scatter-plot of srcDiv and sldDiv for gTLD: {.dhl}.

### :: 2.326 Representative SLDs for gTLD: {.diamonds}

In this section, we collect representative SLDs related to gTLD: 'diamonds'. We found 1 unique SLDs after filtering. A total of 3893 records were considered representative and they are 60.077% of the gTLD dump. Since the total number of records for this gTLD is 3893, there are 0 non-representative records (NRep). In addition, this set comprises 1.6E-6 of the entire data-set. Table 2.228 shows the corresponding SLDs ordered by the level of importance. Figure 2.455 shows the record count (PPM) for each representative SLD. Figure 2.456 shows the binned scatter-plot of srcDiv and sldDiv.

► {.diamonds}  
Total SLDs: 1  
a-sldDiv: 60.077%  
a-oR: 0.000%  
NRep: 0



Individual SLD descriptors for gTLD: {diamonds}										
SLD	count	sldDiv	$\phi$ -sldDiv	ipcount	srcDiv	$\phi$ -srcDiv	oR	a-srcDiv	a-oR	rem
INVALID	0.004	0.601	1.000	3.1E-4	0.080	0.012	1.6E-6	0.601	1.6E-6	0

Table 2.228: Top 1 most significant SLDs for gTLD 'diamonds'. The SLD list holds 60.077% of the entries found in the gTLD and 1.6E-6 of the total number of entries for the entire experiment. **count** represents the number of records found for the SLD (in parts per million). **sldDiv** is the raw count divided by the number of records of this gTLD dump file. **oR** is the ratio of raw count to the total number of records of the experiment.  $\phi$ -**sldDiv** represents the  $\phi$  percentile of sldDiv on the entire data-set. **a-srcDiv** is the cumulative srcDiv variable. **a-oR** is the cumulative oR.

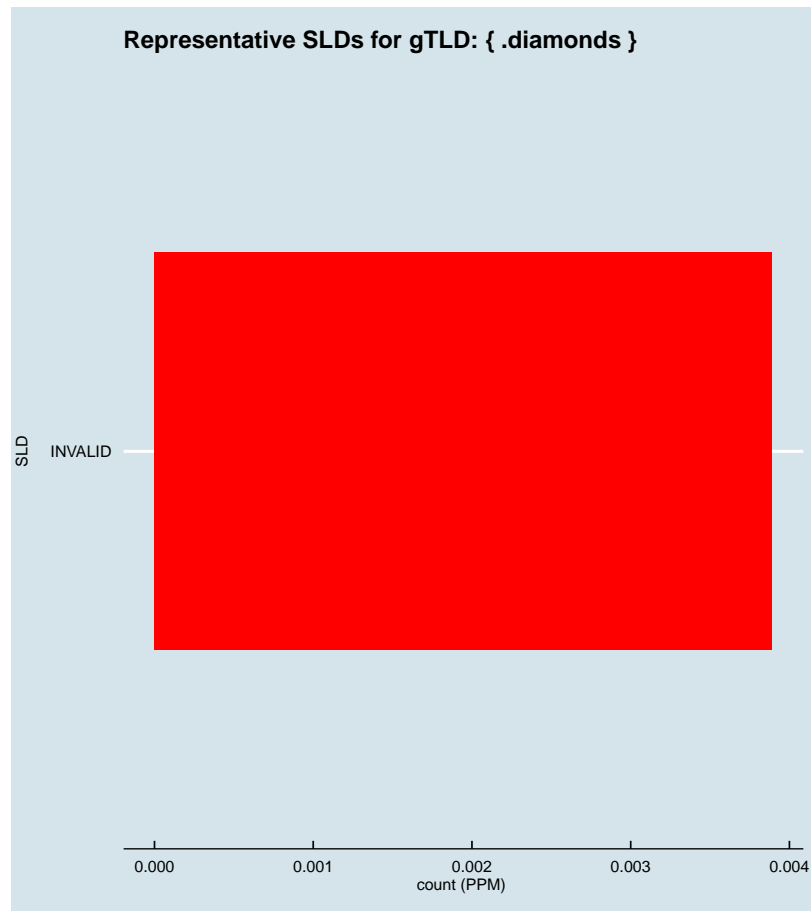


Figure 2.455: Representative SLDs for gTLD: { .diamonds }. The  $x$  axis displays number of times (in parts per million) the corresponding SLD ( $y$  axis) was found in the gTLD.

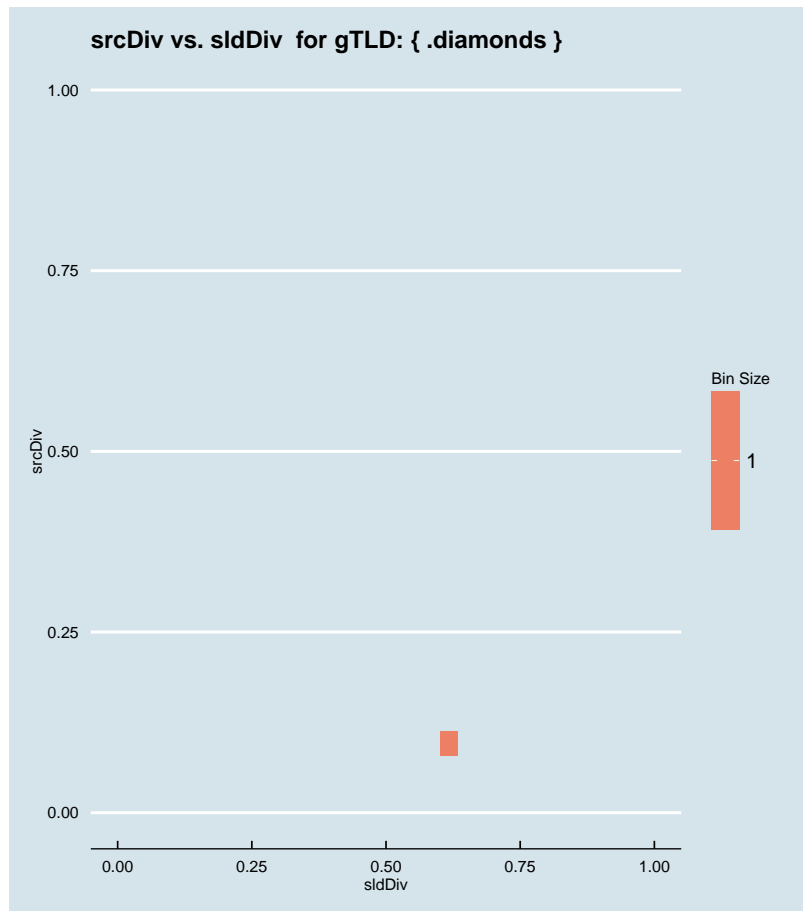


Figure 2.456: Binned scatter-plot of srcDiv and sldDiv for gTLD: { .diamonds }.

### :: 2.327 Representative SLDs for gTLD: { .diet }

In this section, we collect representative SLDs related to gTLD: 'diet'. We found 5 unique SLDs after filtering. A total of 28362 records were considered representative and they are 51.783% of the gTLD dump. Since the total number of records for this gTLD is 28362, there are 0 non-representative records (NRep). In addition, this set comprises  $1.16E-5$  of the entire data-set. Table 2.229 shows the corresponding SLDs ordered by the level of importance. Figure 2.457 shows the record count (PPM) for each representative SLD. Figure 2.458 shows the binned scatter-plot of srcDiv and sldDiv.

► { .diet }  
 Total SLDs: 5  
 a-sldDiv: 51.783%  
 a-oR: 0.001%  
 NRep: 0



Individual SLD descriptors for gTLD: {diet}										
SLD	count	sldDiv	$\phi$ -sldDiv	ipcount	srcDiv	$\phi$ -srcDiv	oR	a-srcDiv	a-oR	rem
RANDOM10	0.014	0.255	1.000	2.18E-4	0.016	9.95E-4	5.73E-6	0.255	5.73E-6	14377
INVALID	0.007	0.131	1.000	9.3E-5	0.013	7.46E-4	2.94E-6	0.387	8.68E-6	7192
INCATB	0.004	0.068	1.000	3.4E-4	0.091	0.014	1.54E-6	0.455	1.02E-5	3441
INCATE	0.002	0.037	1.000	0.001	0.645	0.207	8.27E-7	0.492	1.1E-5	1424
wpad	0.001	0.026	0.999	1.1E-4	0.077	0.012	5.84E-7	0.518	1.16E-5	0

Table 2.229: Top 5 most significant SLDs for gTLD 'diet'. The SLD list holds 51.783% of the entries found in the gTLD and 1.16E-5 of the total number of entries for the entire experiment. **count** represents the number of records found for the SLD (in parts per million). **sldDiv** is the raw count divided by the number of records of this gTLD dump file. **oR** is the ratio of raw count to the total number of records of the experiment.  **$\phi$ -sldDiv** represents the  $\phi$  percentile of sldDiv on the entire data-set. **a-srcDiv** is the cumulative srcDiv variable. **a-oR** is the cumulative oR.

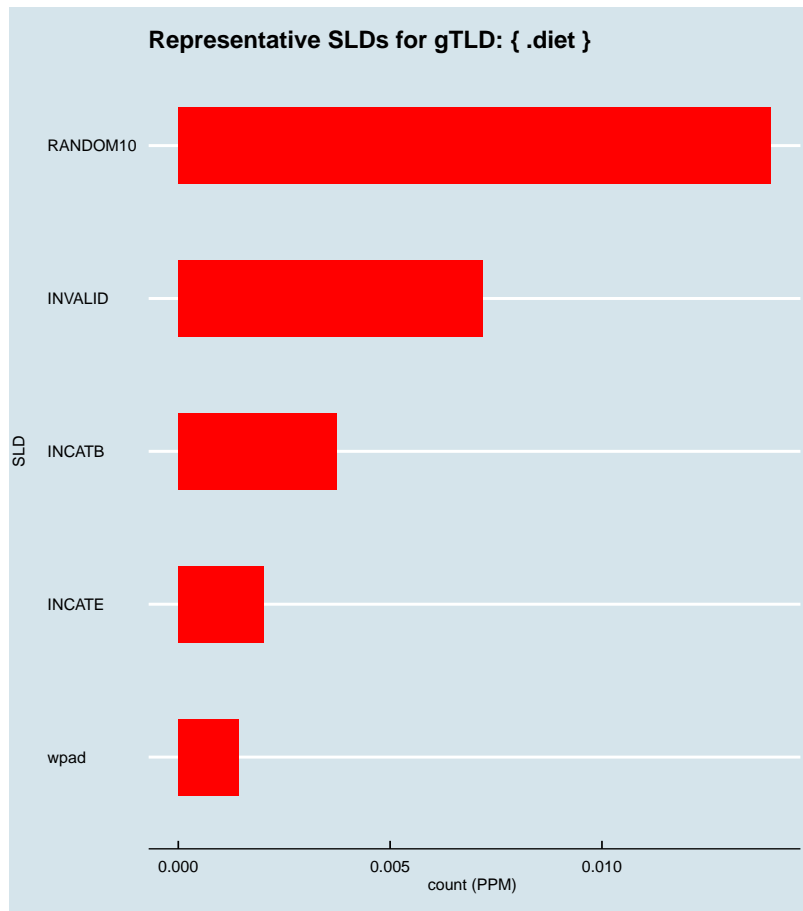


Figure 2.457: Representative SLDs for gTLD: { .diet}. The x axis displays number of times (in parts per million) the corresponding SLD (y axis) was found in the gTLD.

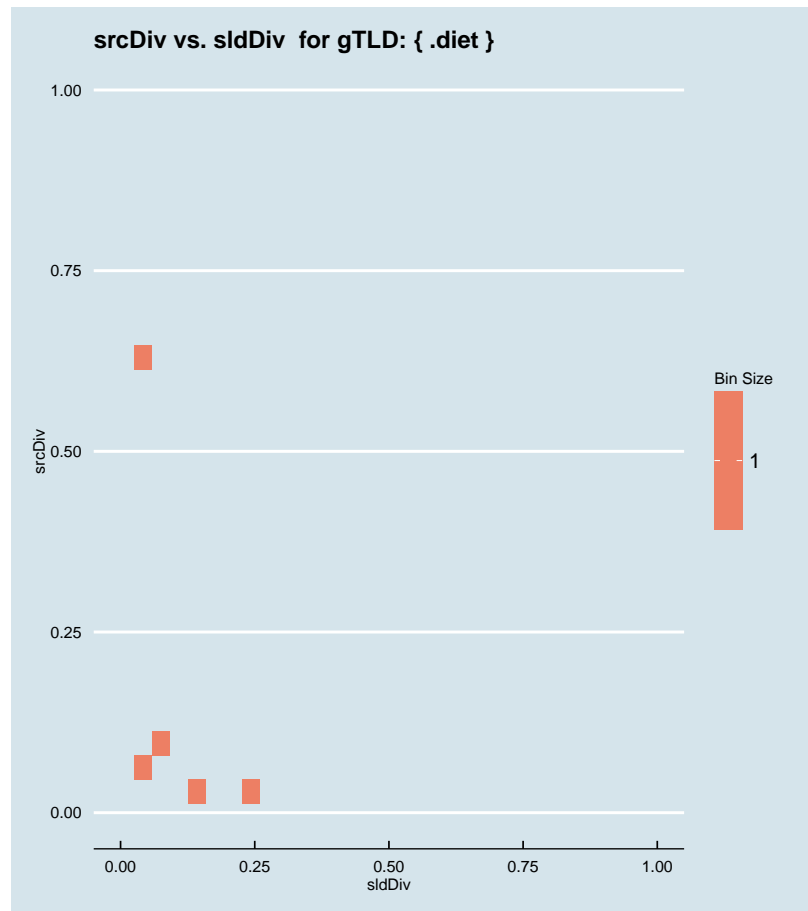


Figure 2.458: Binned scatter-plot of srcDiv and sldDiv for gTLD: { .diet }.

### :: 2.328 Representative SLDs for gTLD: { .digikey }

In this section, we collect representative SLDs related to gTLD: 'digikey'. We found 0 unique SLDs after filtering. A total of 0 records were considered representative and they are 0.000% of the gTLD dump. Since the total number of records for this gTLD is 0, there are 0 non-representative records (NRep). In addition, this set comprises 0E0 of the entire data-set.

► { .digikey }  
Total SLDs: 0  
a-sldDiv: 0.000%  
a-oR: 0.000%  
NRep: 0

### :: 2.329 Representative SLDs for gTLD: { .digital }

In this section, we collect representative SLDs related to gTLD: 'digital'. We found 16

► { .digital }  
Total SLDs: 16  
a-sldDiv: 79.157%  
a-oR: 0.008%  
NRep: 0

unique SLDs after filtering. A total of 189913 records were considered representative and they are 79.157% of the gTLD dump. Since the total number of records for this gTLD is 189913, there are 0 non-representative records (NRep). In addition, this set comprises  $7.78E-5$  of the entire data-set. Table 2.230 shows the corresponding SLDs ordered by the level of importance. Figure 2.459 shows the record count (PPM) for each representative SLD. Figure 2.460 shows the binned scatter-plot of srcDiv and sldDiv.

Individual SLD descriptors for gTLD: {digital}										
SLD	count	sldDiv	$\phi$ -sldDiv	ipcount	srcDiv	$\phi$ -srcDiv	oR	a-srcDiv	a-oR	rem
INCATB	0.059	0.245	1.000	0.003	0.043	0.005	$2.41E-5$	0.245	$2.41E-5$	131060
RANDOM10	0.030	0.126	1.000	0.002	0.067	0.009	$1.23E-5$	0.371	$3.65E-5$	100940
INVALID	0.021	0.086	1.000	0.002	0.121	0.022	$8.45E-6$	0.457	$4.49E-5$	80315
wpad	0.019	0.078	1.000	0.002	0.105	0.018	$7.62E-6$	0.534	$5.25E-5$	61710
RANDOM13	0.012	0.049	1.000	$7.72E-4$	0.066	0.009	$4.82E-6$	0.583	$5.74E-5$	49946
moralzarza...	0.011	0.044	1.000	$1.68E-4$	0.016	0.001	$4.37E-6$	0.628	$6.17E-5$	39273
INCATF	0.010	0.041	1.000	$6.57E-4$	0.067	0.009	$4.04E-6$	0.669	$6.58E-5$	29426
isatap	0.006	0.025	0.999	0.002	0.278	0.070	$2.45E-6$	0.694	$6.82E-5$	23447
monlevade	0.005	0.020	0.999	$9.7E-5$	0.021	0.002	$1.94E-6$	0.714	$7.02E-5$	18722
INCATC	0.004	0.018	0.999	$7.97E-4$	0.187	0.041	$1.75E-6$	0.731	$7.19E-5$	14463
imagina	0.003	0.013	0.999	$6.5E-5$	0.020	0.001	$1.32E-6$	0.745	$7.32E-5$	11236
INCATE	0.003	0.013	0.999	0.002	0.491	0.130	$1.3E-6$	0.758	$7.45E-5$	8052
INCATD	0.003	0.012	0.999	$4.09E-4$	0.147	0.030	$1.14E-6$	0.770	$7.57E-5$	5270
acesso	0.002	0.010	0.999	$1.41E-4$	0.060	0.008	$9.66E-7$	0.779	$7.66E-5$	2912
SHORTSLD	0.002	0.006	0.999	$5.09E-4$	0.338	0.096	$6.17E-7$	0.786	$7.73E-5$	1406
figueira	0.001	0.006	0.999	$9.8E-5$	0.070	0.010	$5.76E-7$	0.792	$7.78E-5$	0

Table 2.230: Top 16 most significant SLDs for gTLD 'digital'. The SLD list holds 79.157% of the entries found in the gTLD and  $7.78E-5$  of the total number of entries for the entire experiment. **count** represents the number of records found for the SLD (in parts per million). **sldDiv** is the raw count divided by the number of records of this gTLD dump file. **oR** is the ratio of raw count to the total number of records of the experiment.  **$\phi$ -sldDiv** represents the  $\phi$  percentile of sldDiv on the entire data-set. **a-srcDiv** is the cumulative srcDiv variable. **a-oR** is the cumulative oR.

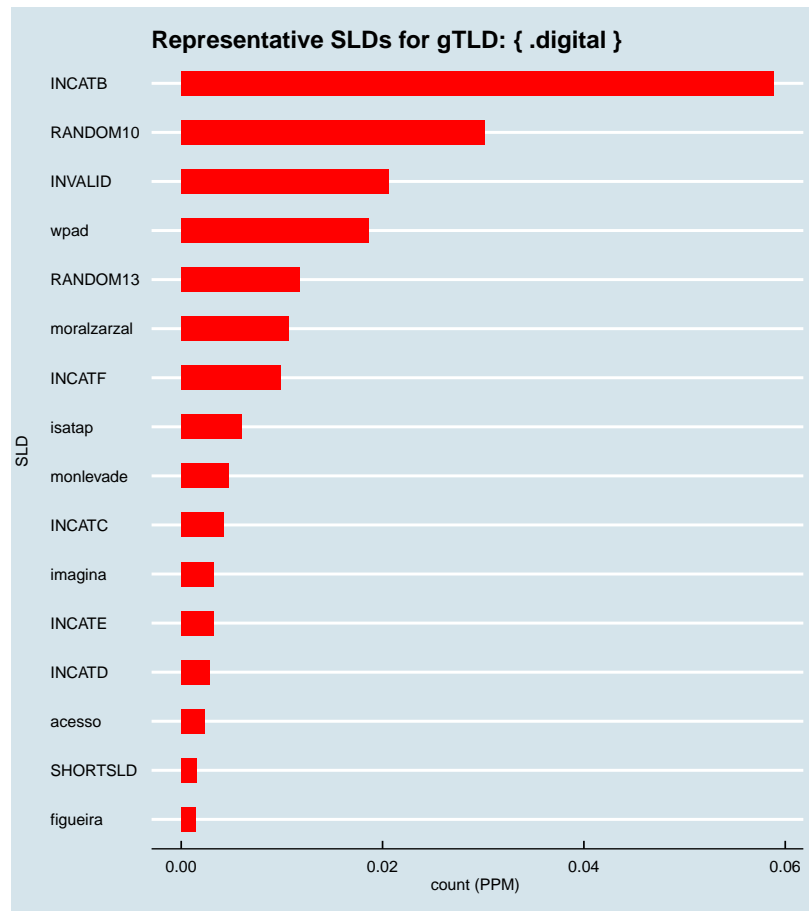


Figure 2.459: Representative SLDs for gTLD: { .digital }. The  $x$  axis displays number of times (in parts per million) the corresponding SLD ( $y$  axis) was found in the gTLD.

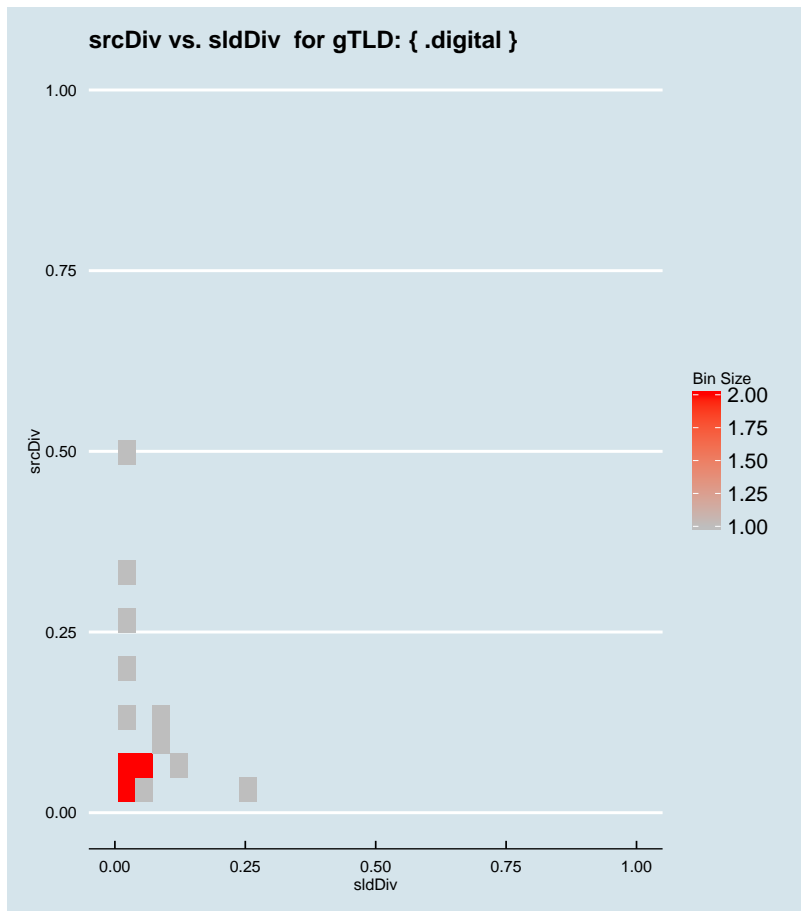


Figure 2.460: Binned scatter-plot of srcDiv and sldDiv for gTLD: { .digital}.

### :: 2.330 Representative SLDs for gTLD: { .direct }

In this section, we collect representative SLDs related to gTLD: 'direct'. We found 8 unique SLDs after filtering. A total of 47956 records were considered representative and they are 82.286% of the gTLD dump. Since the total number of records for this gTLD is 47956, there are 0 non-representative records (NRep). In addition, this set comprises  $1.97E-5$  of the entire data-set. Table 2.231 shows the corresponding SLDs ordered by the level of importance. Figure 2.461 shows the record count (PPM) for each representative SLD. Figure 2.462 shows the binned scatter-plot of srcDiv and sldDiv.

► { .direct }  
 Total SLDs: 8  
 a-sldDiv: 82.286%  
 a-oR: 0.002%  
 NRep: 0

Individual SLD descriptors for gTLD: {direct}										
SLD	count	sldDiv	$\phi$ -sldDiv	ipcount	srcDiv	$\phi$ -srcDiv	oR	a-srcDiv	a-oR	rem
SHORTSLD	0.033	0.566	1.000	0.003	0.102	0.018	1.35E-5	0.566	1.35E-5	14945
INVALID	0.004	0.071	1.000	4.19E-4	0.101	0.017	1.7E-6	0.638	1.52E-5	10798
INCATC	0.002	0.036	1.000	9.83E-4	0.464	0.127	8.68E-7	0.674	1.61E-5	8679
INCATB	0.002	0.036	1.000	7.38E-4	0.356	0.099	8.5E-7	0.710	1.69E-5	6605
RANDOM13	0.002	0.033	1.000	5.08E-4	0.264	0.067	7.9E-7	0.743	1.77E-5	4678
INCATE	0.002	0.031	1.000	0.001	0.690	0.234	7.4E-7	0.774	1.85E-5	2873
INCATF	0.002	0.028	0.999	1.62E-4	0.098	0.016	6.8E-7	0.802	1.92E-5	1213
RANDOM10	0.001	0.021	0.999	3.09E-4	0.255	0.065	4.97E-7	0.823	1.97E-5	0

Table 2.231: Top 8 most significant SLDs for gTLD 'direct'. The SLD list holds 82.286% of the entries found in the gTLD and 1.97E-5 of the total number of entries for the entire experiment. **count** represents the number of records found for the SLD (in parts per million). **sldDiv** is the raw count divided by the number of records of this gTLD dump file. **oR** is the ratio of raw count to the total number of records of the experiment.  **$\phi$ -sldDiv** represents the  $\phi$  percentile of sldDiv on the entire data-set. **a-srcDiv** is the cumulative srcDiv variable. **a-oR** is the cumulative oR.

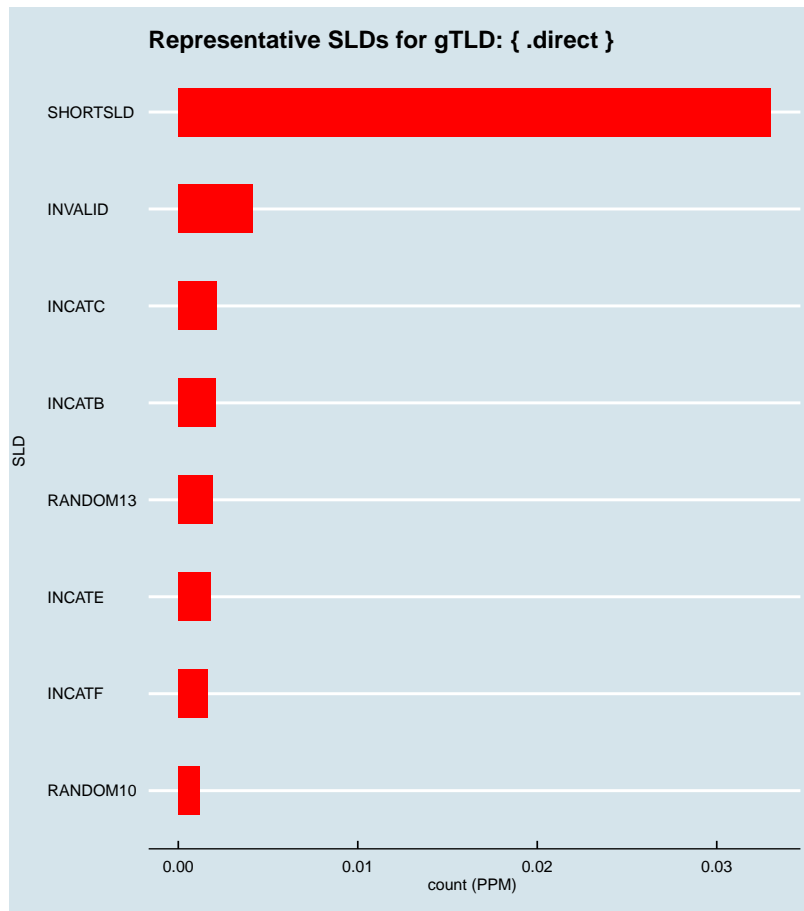


Figure 2.461: Representative SLDs for gTLD: { .direct }. The *x* axis displays number of times (in parts per million) the corresponding SLD (*y* axis) was found in the gTLD.



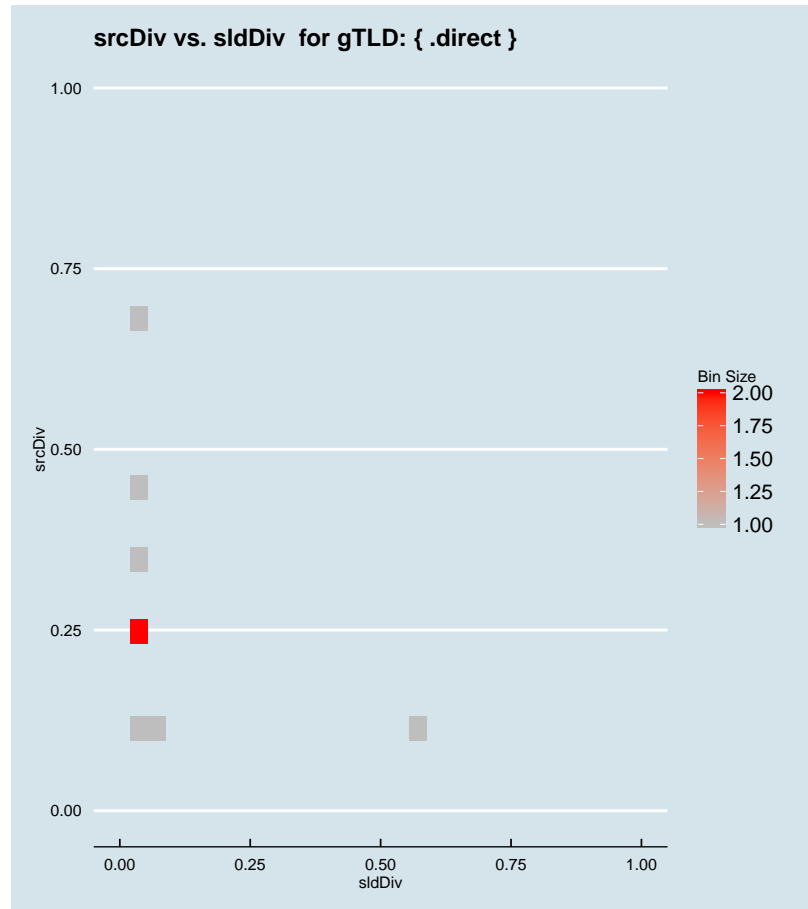


Figure 2.462: Binned scatter-plot of srcDiv and sldDiv for gTLD: { .direct }.

### :: 2.331 Representative SLDs for gTLD: { .directory }

In this section, we collect representative SLDs related to gTLD: 'directory'. We found 8 unique SLDs after filtering. A total of 55475 records were considered representative and they are 88.699% of the gTLD dump. Since the total number of records for this gTLD is 55475, there are 0 non-representative records (NRep). In addition, this set comprises 2.27E-5 of the entire data-set. Table 2.232 shows the corresponding SLDs ordered by the level of importance. Figure 2.463 shows the record count (PPM) for each representative SLD. Figure 2.464 shows the binned scatter-plot of srcDiv and sldDiv.

► { .directory }  
Total SLDs: 8  
a-sldDiv: 88.699%  
a-oR: 0.002%  
NRep: 0

Individual SLD descriptors for gTLD: {directory}										
SLD	count	sldDiv	$\phi$ -sldDiv	ipcount	srcDiv	$\phi$ -srcDiv	oR	a-srcDiv	a-oR	rem
INCATF	0.017	0.277	1.000	0.001	0.076	0.011	7.11E-6	0.277	7.11E-6	38125
INCATC	0.010	0.156	1.000	5.33E-4	0.055	0.007	4.01E-6	0.434	1.11E-5	28350
resource	0.009	0.143	1.000	6.39E-4	0.071	0.010	3.67E-6	0.577	1.48E-5	19388
INCATD	0.007	0.106	1.000	7.4E-4	0.112	0.020	2.72E-6	0.683	1.75E-5	12760
adprod	0.006	0.093	1.000	6.74E-4	0.116	0.021	2.39E-6	0.776	1.99E-5	6930
RANDOM13	0.004	0.065	1.000	5.92E-4	0.146	0.030	1.66E-6	0.841	2.16E-5	2877
INCATB	0.002	0.025	0.999	3.52E-4	0.226	0.053	6.37E-7	0.866	2.22E-5	1322
INVALID	0.001	0.021	0.999	5.48E-4	0.415	0.115	5.42E-7	0.887	2.27E-5	0

Table 2.232: Top 8 most significant SLDs for gTLD 'directory'. The SLD list holds 88.699% of the entries found in the gTLD and 2.27E-5 of the total number of entries for the entire experiment. **count** represents the number of records found for the SLD (in parts per million). **sldDiv** is the raw count divided by the number of records of this gTLD dump file. **oR** is the ratio of raw count to the total number of records of the experiment.  $\phi$ -**sldDiv** represents the  $\phi$  percentile of sldDiv on the entire data-set. **a-srcDiv** is the cumulative srcDiv variable. **a-oR** is the cumulative oR.

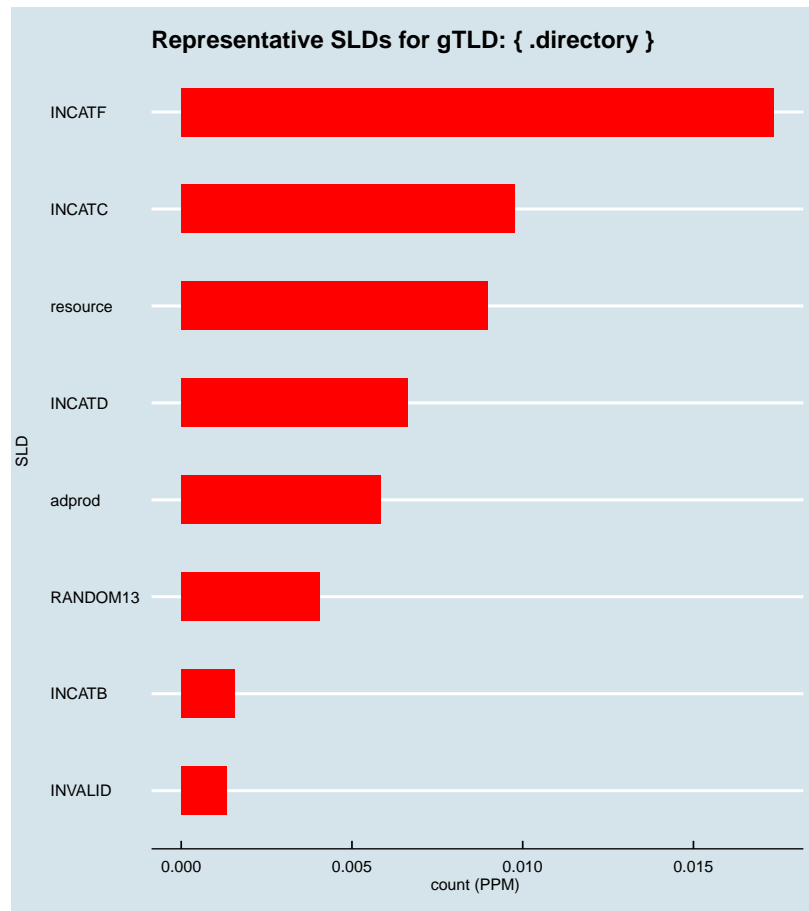


Figure 2.463: Representative SLDs for gTLD: { .directory }. The x axis displays number of times (in parts per million) the corresponding SLD (y axis) was found in the gTLD.

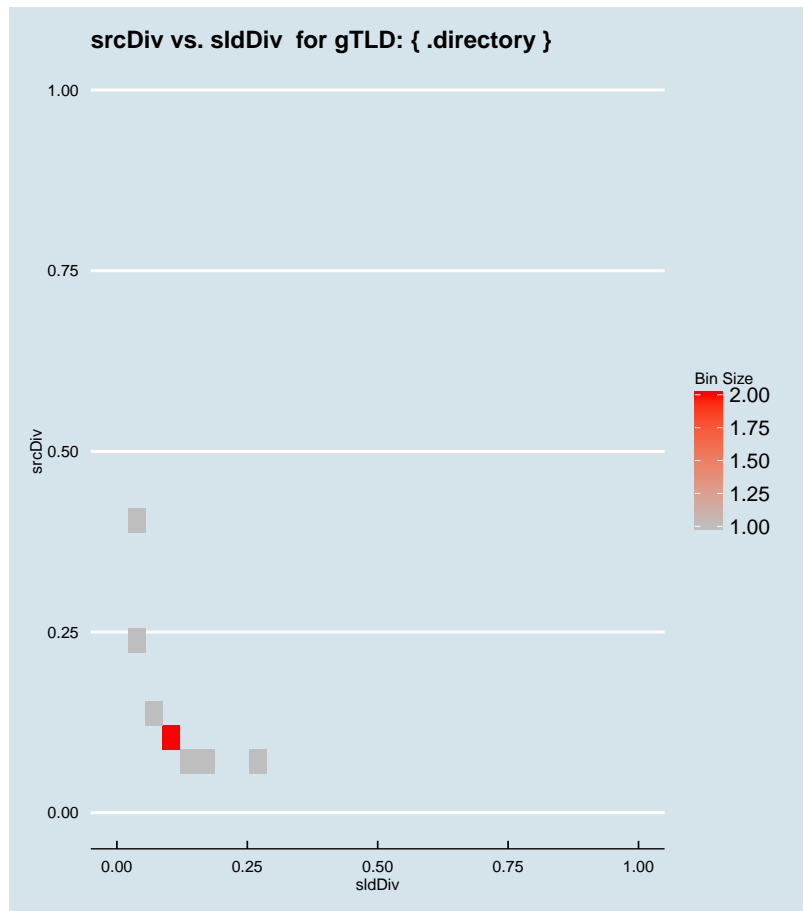


Figure 2.464: Binned scatter-plot of srcDiv and sldDiv for gTLD: { .directory }.

### :: 2.332 Representative SLDs for gTLD: { .discount }

In this section, we collect representative SLDs related to gTLD: 'discount'. We found 2 unique SLDs after filtering. A total of 9348 records were considered representative and they are 61.683% of the gTLD dump. Since the total number of records for this gTLD is 9348, there are 0 non-representative records (NRep). In addition, this set comprises 3.83E-6 of the entire data-set. Table 2.233 shows the corresponding SLDs ordered by the level of importance. Figure 2.465 shows the record count (PPM) for each representative SLD. Figure 2.466 shows the binned scatter-plot of srcDiv and sldDiv.

► { .discount }  
 Total SLDs: 2  
 a-sldDiv: 61.683%  
 a-oR: 0.000%  
 NRep: 0

Individual SLD descriptors for gTLD: {discount}										
SLD	count	sldDiv	$\phi$ -sldDiv	ipcount	srcDiv	$\phi$ -srcDiv	oR	a-srcDiv	a-oR	rem
INCATB	0.008	0.511	1.000	0.001	0.177	0.039	3.17E-6	0.511	3.17E-6	1602
SHORTSLD	0.002	0.106	1.000	3.77E-4	0.235	0.056	6.57E-7	0.617	3.83E-6	0

Table 2.233: Top 2 most significant SLDs for gTLD 'discount'. The SLD list holds 61.683% of the entries found in the gTLD and 3.83E-6 of the total number of entries for the entire experiment. **count** represents the number of records found for the SLD (in parts per million). **sldDiv** is the raw count divided by the number of records of this gTLD dump file. **oR** is the ratio of raw count to the total number of records of the experiment.  **$\phi$ -sldDiv** represents the  $\phi$  percentile of sldDiv on the entire data-set. **a-srcDiv** is the cumulative srcDiv variable. **a-oR** is the cumulative oR.

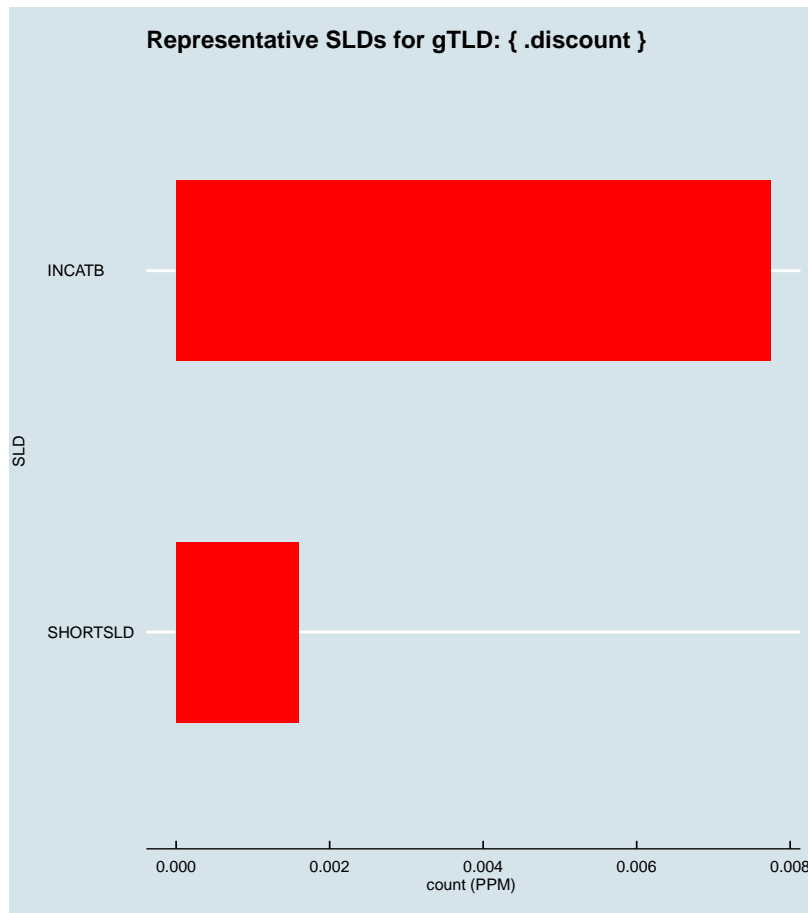


Figure 2.465: Representative SLDs for gTLD: { .discount}. The *x* axis displays number of times (in parts per million) the corresponding SLD (*y* axis) was found in the gTLD.

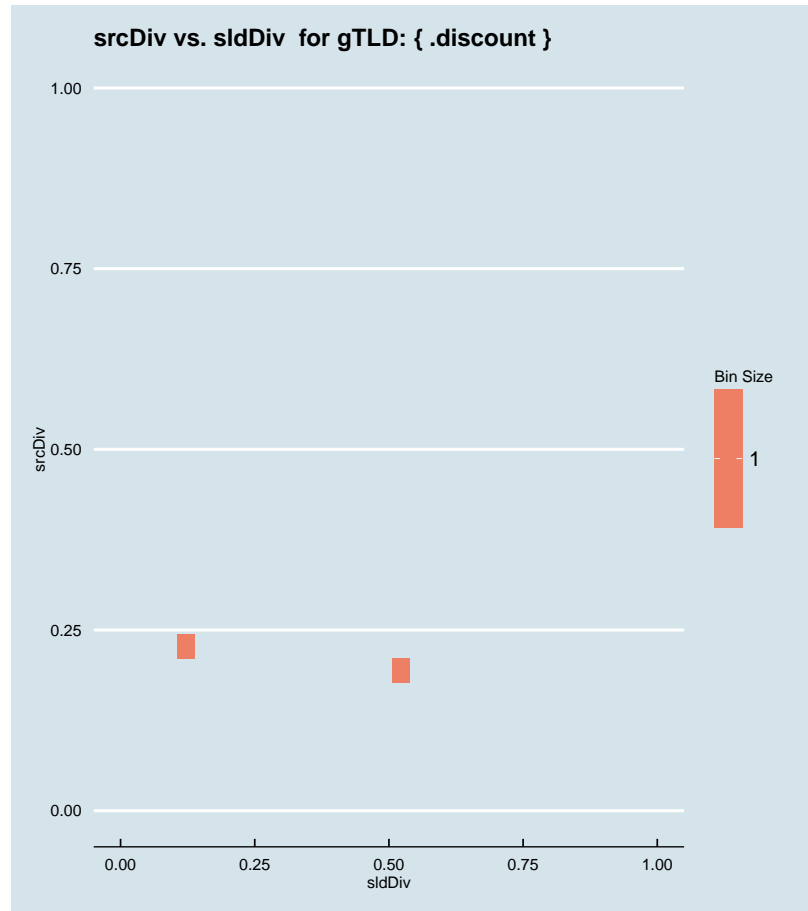


Figure 2.466: Binned scatter-plot of srcDiv and sldDiv for gTLD: { .discount }.

### :: 2.333 Representative SLDs for gTLD: { .discover }

In this section, we collect representative SLDs related to gTLD: 'discover'. We found 4 unique SLDs after filtering. A total of 11273 records were considered representative and they are 67.402% of the gTLD dump. Since the total number of records for this gTLD is 11273, there are 0 non-representative records (NRep). In addition, this set comprises 4.62E-6 of the entire data-set. Table 2.234 shows the corresponding SLDs ordered by the level of importance. Figure 2.467 shows the record count (PPM) for each representative SLD. Figure 2.468 shows the binned scatter-plot of srcDiv and sldDiv.

► { .discover }  
Total SLDs: 4  
a-sldDiv: 67.402%  
a-oR: 0.000%  
NRep: 0

Individual SLD descriptors for gTLD: {discover}										
SLD	count	sldDiv	$\phi$ -sldDiv	ipcount	srcDiv	$\phi$ -srcDiv	oR	a-srcDiv	a-oR	rem
INCATE	0.006	0.357	1.000	0.003	0.431	0.120	2.45E-6	0.357	2.45E-6	5302
military	0.002	0.133	1.000	0.001	0.610	0.200	9.11E-7	0.490	3.36E-6	3080
INCATB	0.002	0.096	1.000	4.59E-4	0.285	0.071	6.59E-7	0.586	4.02E-6	1471
planetgree...	0.001	0.088	1.000	0.001	0.689	0.234	6.03E-7	0.674	4.62E-6	0

Table 2.234: Top 4 most significant SLDs for gTLD 'discover'. The SLD list holds 67.402% of the entries found in the gTLD and 4.62E-6 of the total number of entries for the entire experiment. **count** represents the number of records found for the SLD (in parts per million). **sldDiv** is the raw count divided by the number of records of this gTLD dump file. **oR** is the ratio of raw count to the total number of records of the experiment.  $\phi$ -**sldDiv** represents the  $\phi$  percentile of sldDiv on the entire data-set. **a-srcDiv** is the cumulative srcDiv variable. **a-oR** is the cumulative oR.



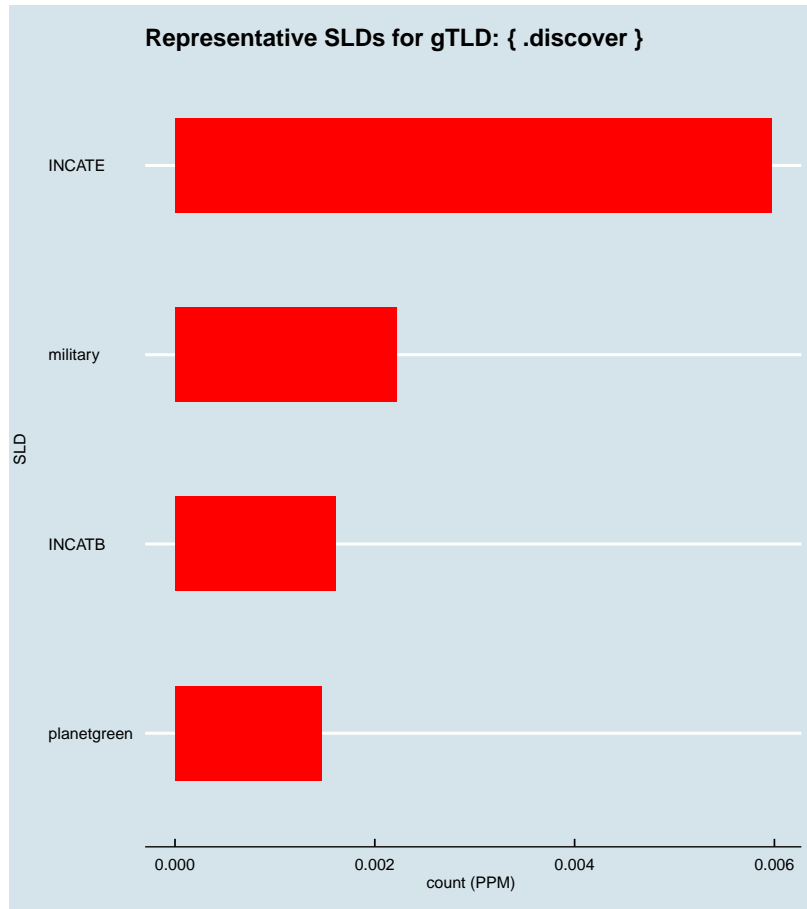


Figure 2.467: Representative SLDs for gTLD: { .discover }. The  $x$  axis displays number of times (in parts per million) the corresponding SLD ( $y$  axis) was found in the gTLD.

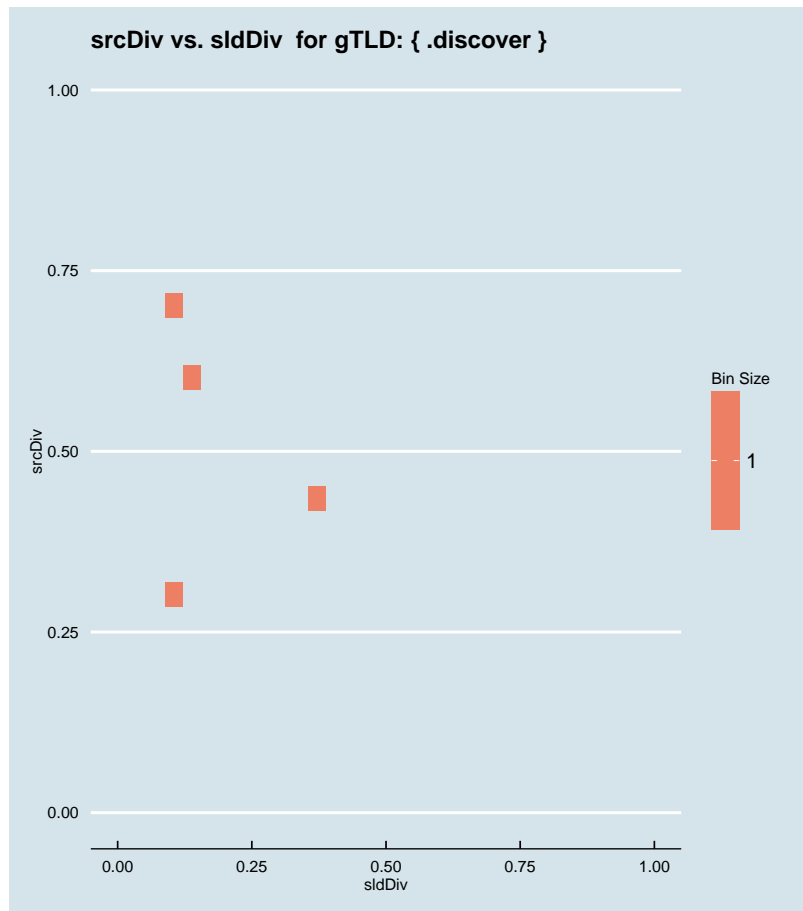


Figure 2.468: Binned scatter-plot of srcDiv and sldDiv for gTLD: {.discover}.

### :: 2.334 Representative SLDs for gTLD: {.dish}

In this section, we collect representative SLDs related to gTLD: 'dish'. We found 2 unique SLDs after filtering. A total of 50593 records were considered representative and they are 92.738% of the gTLD dump. Since the total number of records for this gTLD is 50593, there are 0 non-representative records (NRep). In addition, this set comprises 2.07E−5 of the entire data-set. Table 2.235 shows the corresponding SLDs ordered by the level of importance. Figure 2.469 shows the record count (PPM) for each representative SLD. Figure 2.470 shows the binned scatter-plot of srcDiv and sldDiv.

► {.dish}  
 Total SLDs: 2  
 a-sldDiv: 92.738%  
 a-oR: 0.002%  
 NRep: 0

Individual SLD descriptors for gTLD: {dish}										
SLD	count	sldDiv	$\phi$ -sldDiv	ipcount	srcDiv	$\phi$ -srcDiv	oR	a-srcDiv	a-oR	rem
INCATE	0.049	0.903	1.000	0.015	0.303	0.078	2.02E-5	0.903	2.02E-5	1303
RANDOM13	0.001	0.024	0.999	4.26E-4	0.327	0.082	5.34E-7	0.927	2.07E-5	0

Table 2.235: Top 2 most significant SLDs for gTLD 'dish'. The SLD list holds 92.738% of the entries found in the gTLD and 2.07E-5 of the total number of entries for the entire experiment. **count** represents the number of records found for the SLD (in parts per million). **sldDiv** is the raw count divided by the number of records of this gTLD dump file. **oR** is the ratio of raw count to the total number of records of the experiment.  $\phi$ -**sldDiv** represents the  $\phi$  percentile of sldDiv on the entire data-set. **a-srcDiv** is the cumulative srcDiv variable. **a-oR** is the cumulative oR.

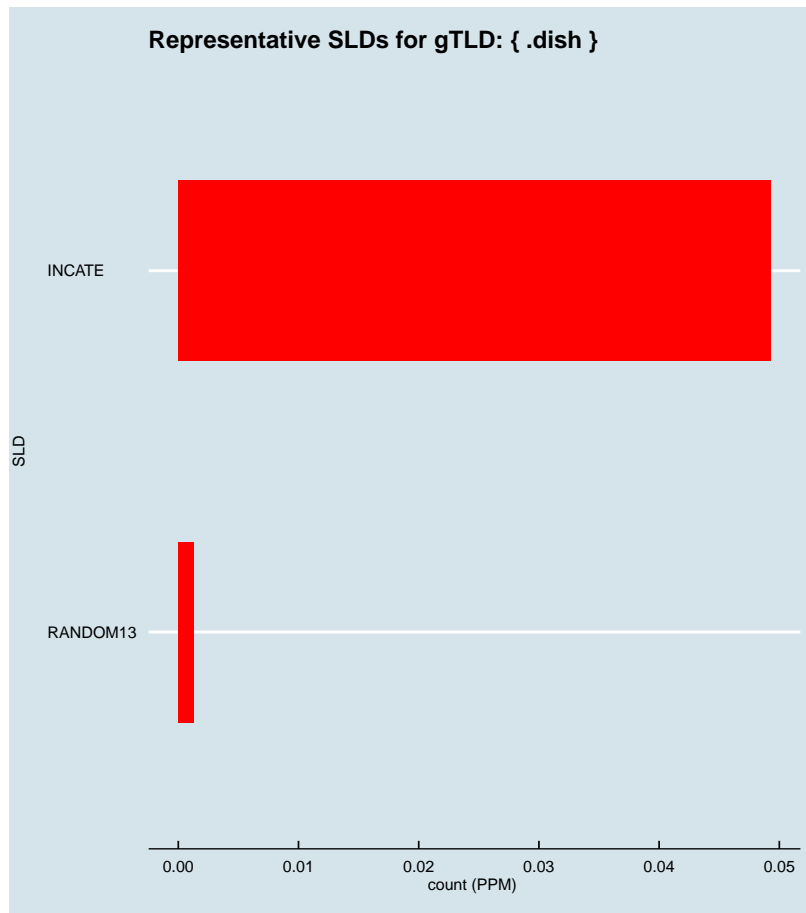


Figure 2.469: Representative SLDs for gTLD: { .dish}. The x axis displays number of times (in parts per million) the corresponding SLD (y axis) was found in the gTLD.

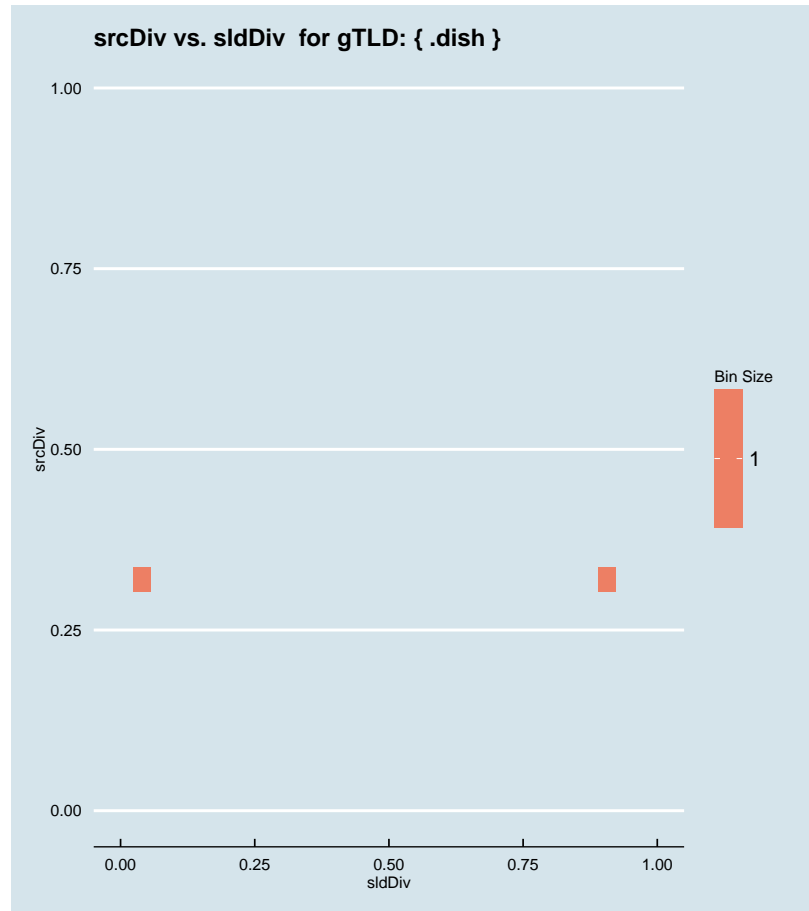


Figure 2.470: Binned scatter-plot of srcDiv and sldDiv for gTLD: { .dish }.

### :: 2.335 Representative SLDs for gTLD: { .diy }

In this section, we collect representative SLDs related to gTLD: 'diy'. We found 2 unique SLDs after filtering. A total of 2656 records were considered representative and they are 32.629% of the gTLD dump. Since the total number of records for this gTLD is 2656, there are 0 non-representative records (NRep). In addition, this set comprises 1.09E-6 of the entire data-set. Table 2.236 shows the corresponding SLDs ordered by the level of importance. Figure 2.471 shows the record count (PPM) for each representative SLD. Figure 2.472 shows the binned scatter-plot of srcDiv and sldDiv.

► { .diy }  
Total SLDs: 2  
a-sldDiv: 32.629%  
a-oR: 0.000%  
NRep: 0

Individual SLD descriptors for gTLD: {.diy}										
SLD	count	sldDiv	$\phi$ -sldDiv	ipcount	srcDiv	$\phi$ -srcDiv	oR	a-srcDiv	a-oR	rem
diyautotun...	0.001	0.173	1.000	5.43E-4	0.386	0.106	5.77E-7	0.173	5.77E-7	1248
INCATF	0.001	0.153	1.000	4.95E-4	0.397	0.107	5.11E-7	0.326	1.09E-6	0

Table 2.236: Top 2 most significant SLDs for gTLD 'diy'. The SLD list holds 32.629% of the entries found in the gTLD and 1.09E-6 of the total number of entries for the entire experiment. **count** represents the number of records found for the SLD (in parts per million). **sldDiv** is the raw count divided by the number of records of this gTLD dump file. **oR** is the ratio of raw count to the total number of records of the experiment.  **$\phi$ -sldDiv** represents the  $\phi$  percentile of sldDiv on the entire data-set. **a-srcDiv** is the cumulative srcDiv variable. **a-oR** is the cumulative oR.

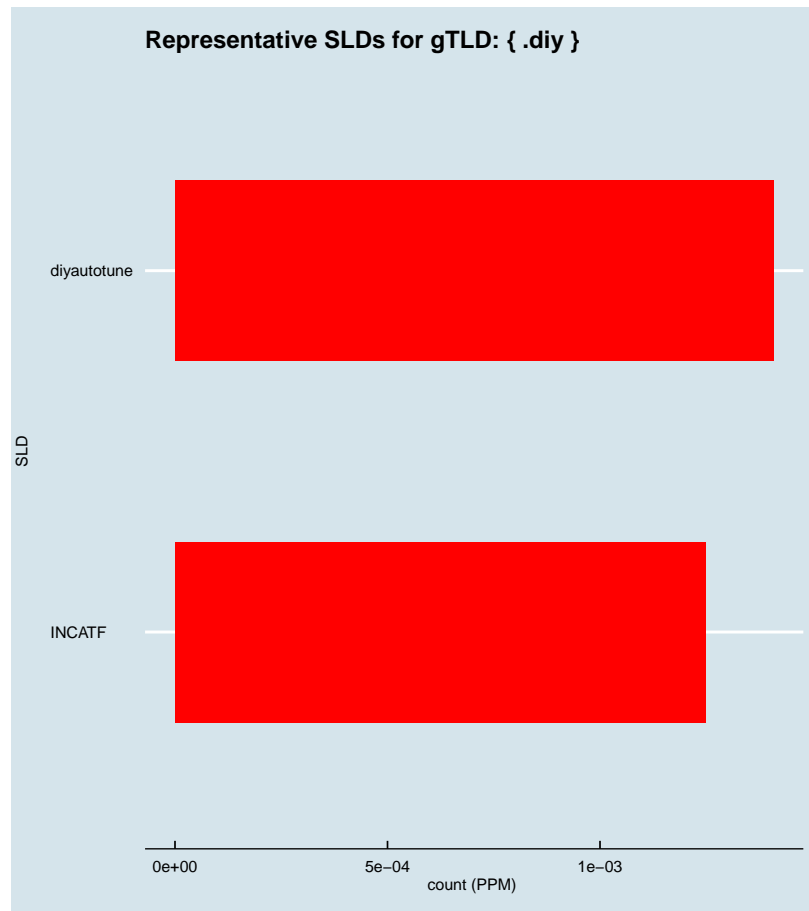


Figure 2.471: Representative SLDs for gTLD: { .diy}. The x axis displays number of times (in parts per million) the corresponding SLD (y axis) was found in the gTLD.

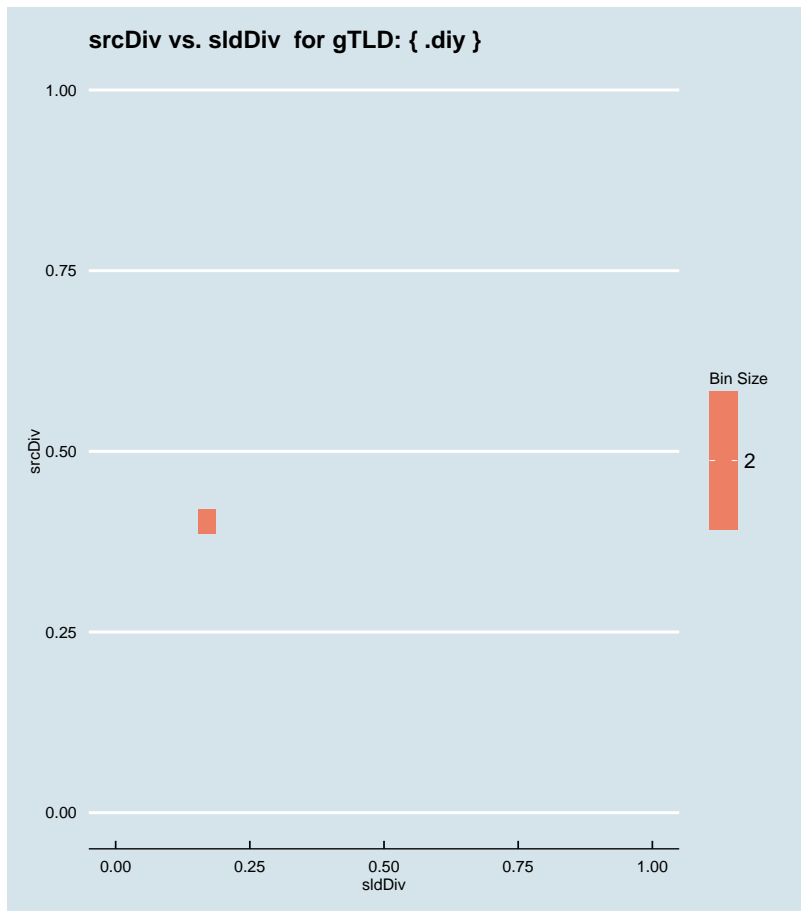


Figure 2.472: Binned scatter-plot of srcDiv and sldDiv for gTLD: { .diy}.

### :: 2.336 Representative SLDs for gTLD: { .dnb }

In this section, we collect representative SLDs related to gTLD: 'dnb'. We found 5 unique SLDs after filtering. A total of 11068 records were considered representative and they are 67.006% of the gTLD dump. Since the total number of records for this gTLD is 11068, there are 0 non-representative records (NRep). In addition, this set comprises  $4.54E-6$  of the entire data-set. Table 2.237 shows the corresponding SLDs ordered by the level of importance. Figure 2.473 shows the record count (PPM) for each representative SLD. Figure 2.474 shows the binned scatter-plot of srcDiv and sldDiv.

► { .dnb }  
 Total SLDs: 5  
 a-sldDiv: 67.006%  
 a-oR: 0.000%  
 NRep: 0



Individual SLD descriptors for gTLD: {dnb}										
SLD	count	sldDiv	$\phi$ -sldDiv	ipcount	srcDiv	$\phi$ -srcDiv	oR	a-srcDiv	a-oR	rem
INVALID	0.003	0.210	1.000	6.24E-4	0.180	0.039	1.42E-6	0.210	1.42E-6	7597
INCATB	0.002	0.146	1.000	6.7E-4	0.277	0.070	9.9E-7	0.356	2.41E-6	5182
alex	0.002	0.125	1.000	5E-6	0.002	7.01E-5	8.44E-7	0.481	3.26E-6	3122
RANDOM13	0.002	0.116	1.000	5E-4	0.260	0.066	7.88E-7	0.597	4.04E-6	1199
INCATE	0.001	0.073	1.000	6.06E-4	0.505	0.177	4.91E-7	0.670	4.54E-6	0

Table 2.237: Top 5 most significant SLDs for gTLD 'dnb'. The SLD list holds 67.006% of the entries found in the gTLD and 4.54E-6 of the total number of entries for the entire experiment. **count** represents the number of records found for the SLD (in parts per million). **sldDiv** is the raw count divided by the number of records of this gTLD dump file. **oR** is the ratio of raw count to the total number of records of the experiment.  **$\phi$ -sldDiv** represents the  $\phi$  percentile of sldDiv on the entire data-set. **a-srcDiv** is the cumulative srcDiv variable. **a-oR** is the cumulative oR.

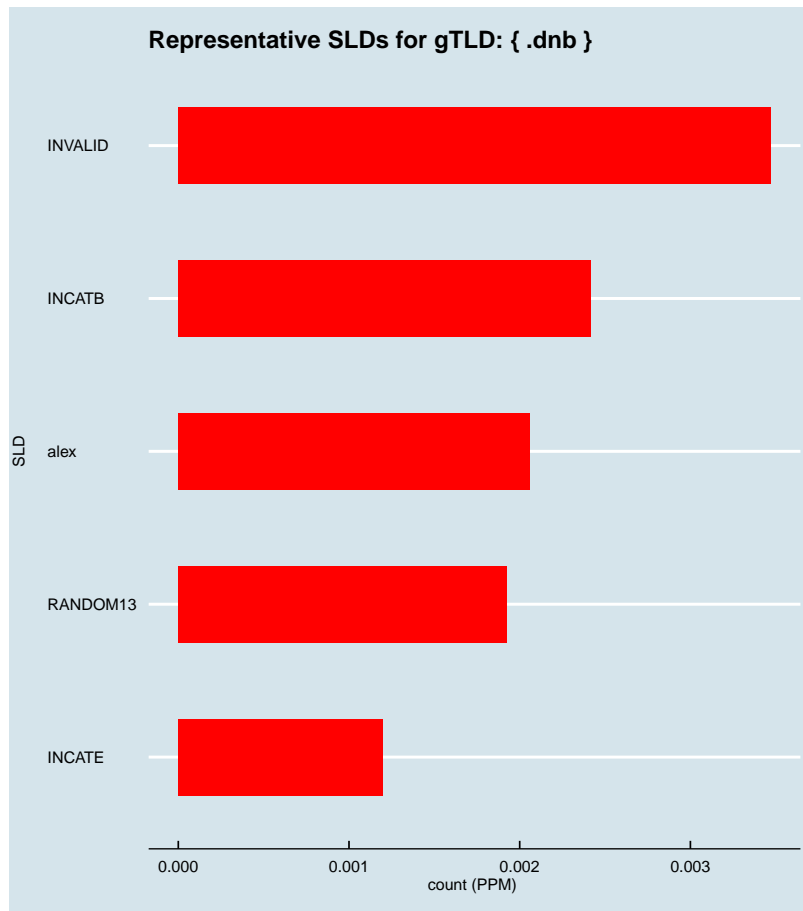


Figure 2.473: Representative SLDs for gTLD: { .dnb}. The x axis displays number of times (in parts per million) the corresponding SLD (y axis) was found in the gTLD.

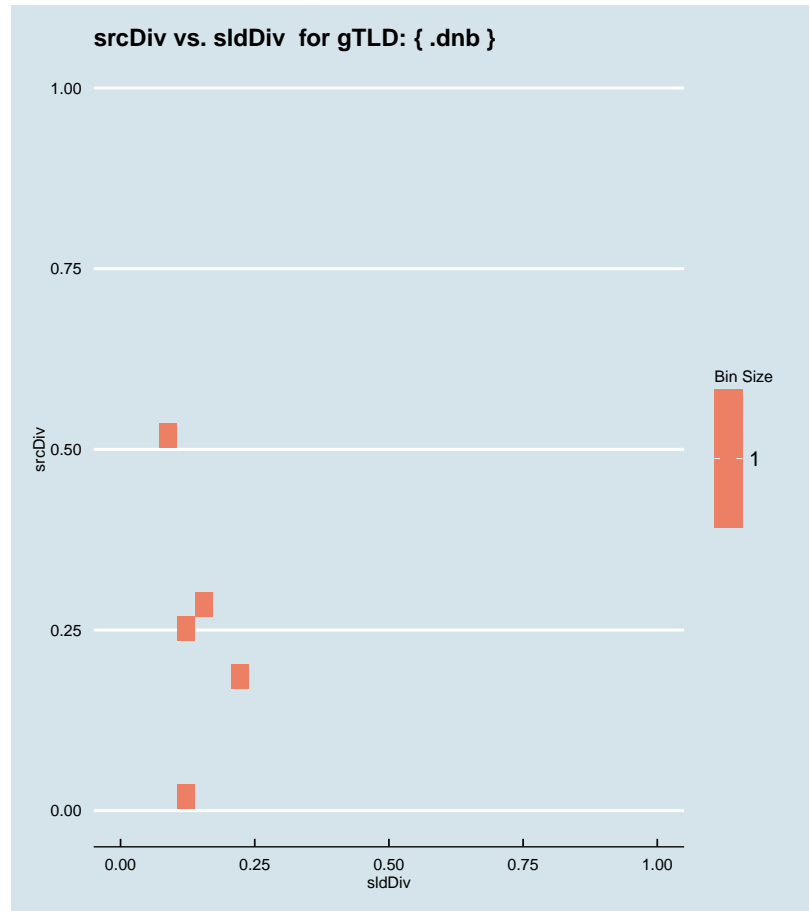


Figure 2.474: Binned scatter-plot of srcDiv and sldDiv for gTLD: { .dnp }.

### :: 2.337 Representative SLDs for gTLD: { .dnp }

In this section, we collect representative SLDs related to gTLD: 'dnp'. We found 0 unique SLDs after filtering. A total of 0 records were considered representative and they are 0.000% of the gTLD dump. Since the total number of records for this gTLD is 0, there are 0 non-representative records (NRep). In addition, this set comprises 0E0 of the entire data-set.

► { .dnp }  
Total SLDs: 0  
a-sldDiv: 0.000%  
a-oR: 0.000%  
NRep: 0

### :: 2.338 Representative SLDs for gTLD: { .docomo }

In this section, we collect representative SLDs related to gTLD: 'docomo'. We found 6

► { .docomo }  
Total SLDs: 6  
a-sldDiv: 77.915%  
a-oR: 0.001%  
NRep: 0

unique SLDs after filtering. A total of 29826 records were considered representative and they are 77.915% of the gTLD dump. Since the total number of records for this gTLD is 29826, there are 0 non-representative records (NRep). In addition, this set comprises  $1.22E-5$  of the entire data-set. Table 2.238 shows the corresponding SLDs ordered by the level of importance. Figure 2.475 shows the record count (PPM) for each representative SLD. Figure 2.476 shows the binned scatter-plot of srcDiv and sldDiv.

Individual SLD descriptors for gTLD: {docomo}										
SLD	count	sldDiv	$\phi$ -sldDiv	ipcount	srcDiv	$\phi$ -srcDiv	oR	a-srcDiv	a-oR	rem
INCATB	0.011	0.287	1.000	$4.65E-4$	0.042	0.005	$4.5E-6$	0.287	$4.5E-6$	18852
INCATD	0.005	0.141	1.000	$1.65E-4$	0.031	0.003	$2.21E-6$	0.428	$6.71E-6$	13449
INVALID	0.005	0.140	1.000	$2.74E-4$	0.051	0.006	$2.2E-6$	0.568	$8.91E-6$	8080
isatap	0.004	0.097	1.000	0.002	0.434	0.120	$1.52E-6$	0.665	$1.04E-5$	4366
RANDOM13	0.002	0.061	1.000	$4.7E-4$	0.200	0.048	$9.62E-7$	0.726	$1.14E-5$	2019
RANDOM10	0.002	0.053	1.000	$1.87E-4$	0.093	0.015	$8.27E-7$	0.779	$1.22E-5$	0

Table 2.238: Top 6 most significant SLDs for gTLD 'docomo'. The SLD list holds 77.915% of the entries found in the gTLD and  $1.22E-5$  of the total number of entries for the entire experiment. **count** represents the number of records found for the SLD (in parts per million). **sldDiv** is the raw count divided by the number of records of this gTLD dump file. **oR** is the ratio of raw count to the total number of records of the experiment.  **$\phi$ -sldDiv** represents the  $\phi$  percentile of sldDiv on the entire data-set. **a-srcDiv** is the cumulative srcDiv variable. **a-oR** is the cumulative oR.

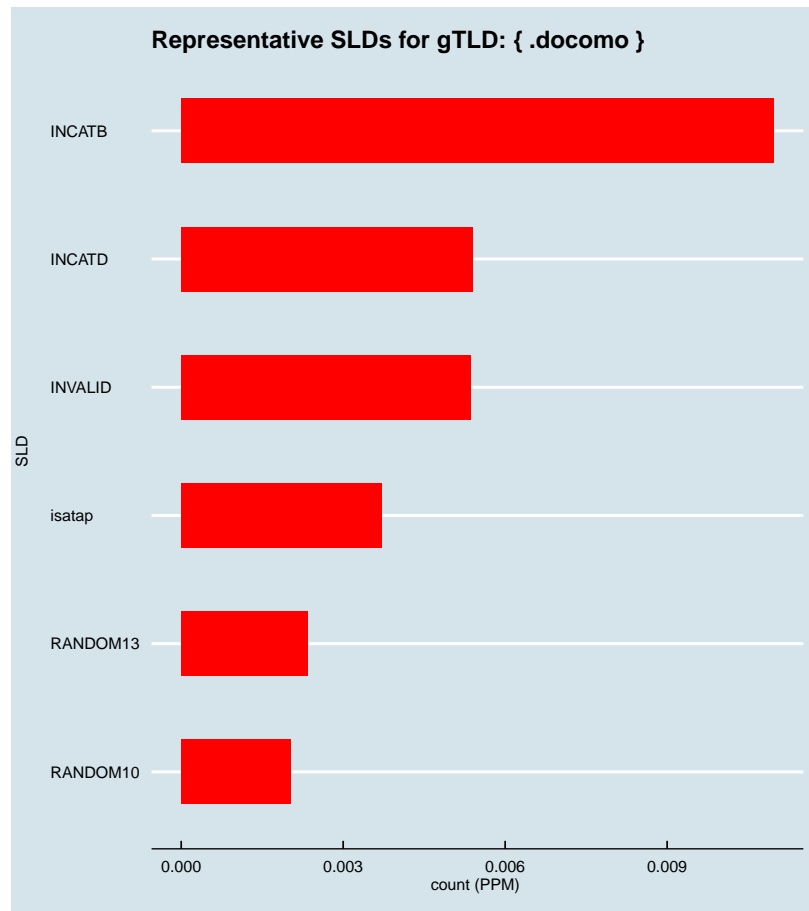


Figure 2.475: Representative SLDs for gTLD: { .docomo }. The  $x$  axis displays number of times (in parts per million) the corresponding SLD ( $y$  axis) was found in the gTLD.

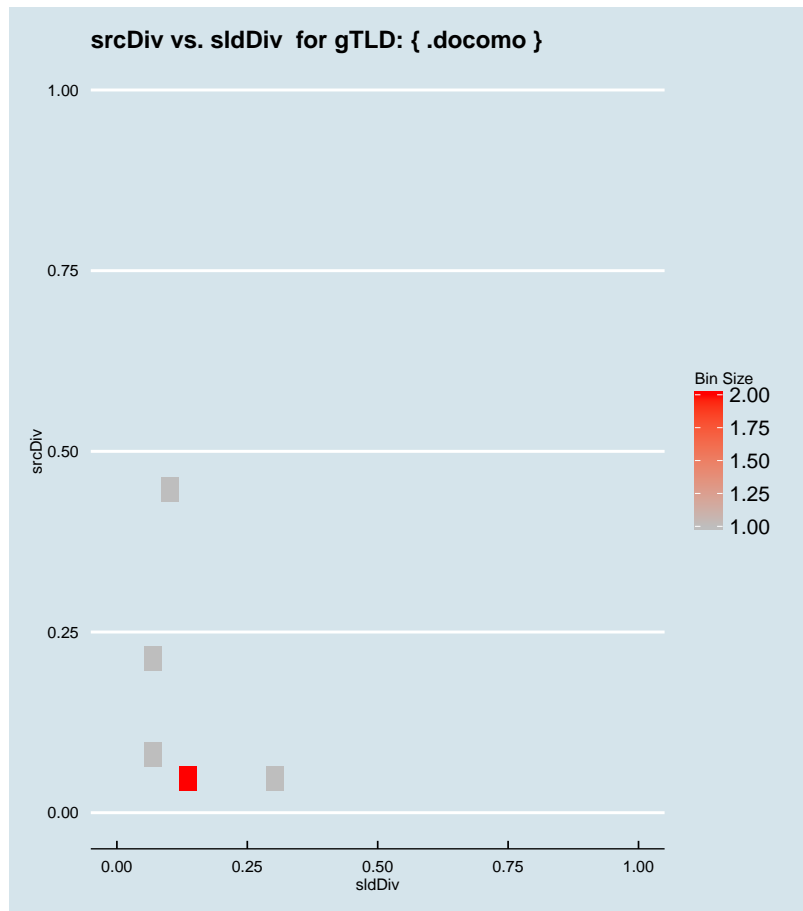


Figure 2.476: Binned scatter-plot of srcDiv and sldDiv for gTLD: {.docomo}.

### :: 2.339 Representative SLDs for gTLD: {.docs}

In this section, we collect representative SLDs related to gTLD: 'docs'. We found 4 unique SLDs after filtering. A total of 17654 records were considered representative and they are 71.549% of the gTLD dump. Since the total number of records for this gTLD is 17654, there are 0 non-representative records (NRep). In addition, this set comprises 7.23E−6 of the entire data-set. Table 2.239 shows the corresponding SLDs ordered by the level of importance. Figure 2.477 shows the record count (PPM) for each representative SLD. Figure 2.478 shows the binned scatter-plot of srcDiv and sldDiv.

► {.docs}  
 Total SLDs: 4  
 a-sldDiv: 71.549%  
 a-oR: 0.001%  
 NRep: 0

Individual SLD descriptors for gTLD: {docs}										
SLD	count	sldDiv	$\phi$ -sldDiv	ipcount	srcDiv	$\phi$ -srcDiv	oR	a-srcDiv	a-oR	rem
INCATC	0.010	0.416	1.000	0.005	0.523	0.179	4.21E-6	0.416	4.21E-6	7390
INCATB	0.003	0.141	1.000	0.001	0.309	0.079	1.42E-6	0.557	5.63E-6	3920
RANDOM13	0.003	0.104	1.000	6.09E-4	0.237	0.056	1.05E-6	0.661	6.68E-6	1354
INVALID	0.001	0.055	1.000	1.74E-4	0.129	0.025	5.55E-7	0.715	7.23E-6	0

Table 2.239: Top 4 most significant SLDs for gTLD 'docs'. The SLD list holds 71.549% of the entries found in the gTLD and 7.23E-6 of the total number of entries for the entire experiment. **count** represents the number of records found for the SLD (in parts per million). **sldDiv** is the raw count divided by the number of records of this gTLD dump file. **oR** is the ratio of raw count to the total number of records of the experiment.  **$\phi$ -sldDiv** represents the  $\phi$  percentile of sldDiv on the entire data-set. **a-srcDiv** is the cumulative srcDiv variable. **a-oR** is the cumulative oR.

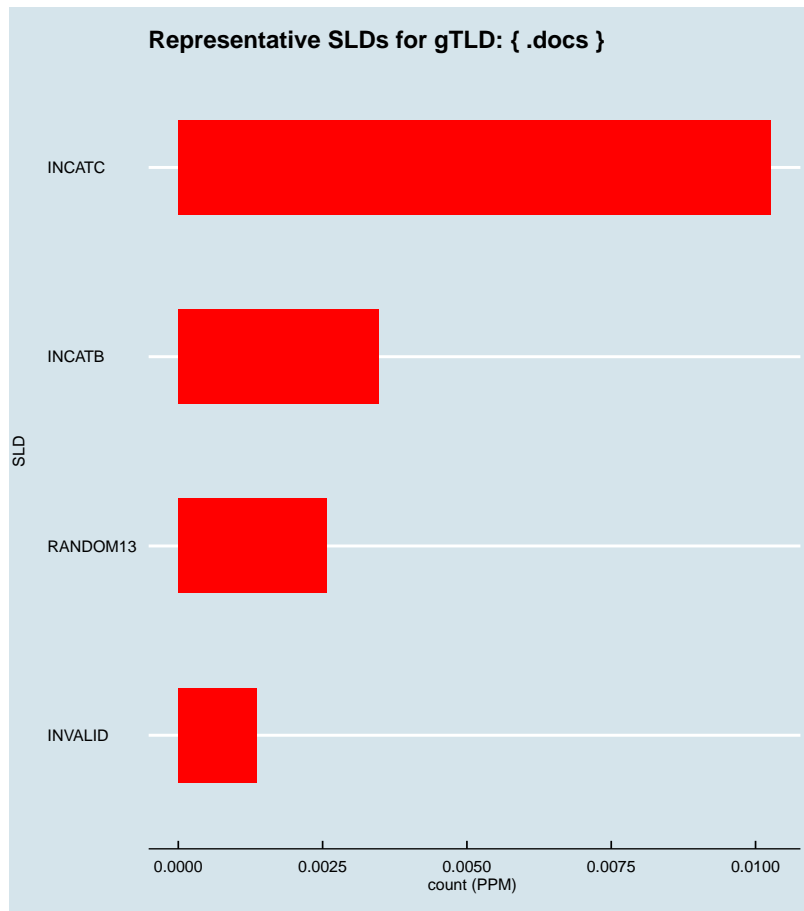


Figure 2.477: Representative SLDs for gTLD: { .docs }. The *x* axis displays number of times (in parts per million) the corresponding SLD (*y* axis) was found in the gTLD.



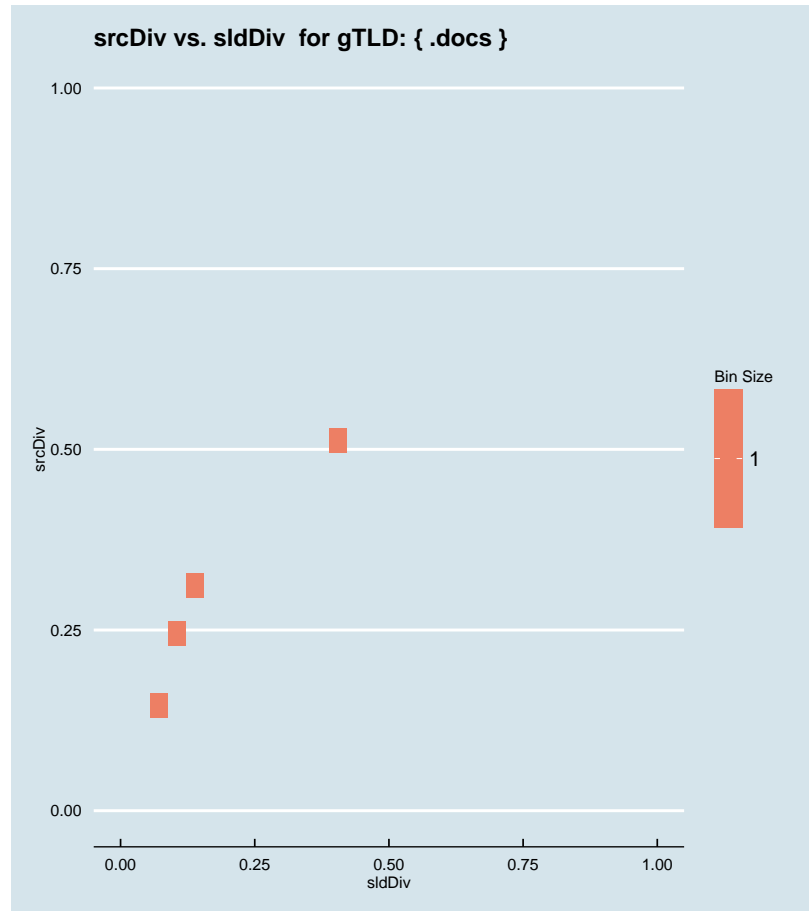


Figure 2.478: Binned scatter-plot of srcDiv and sldDiv for gTLD: { .docs }.

### :: 2.340 Representative SLDs for gTLD: { .doctor }

In this section, we collect representative SLDs related to gTLD: 'doctor'. We found 5 unique SLDs after filtering. A total of 10372 records were considered representative and they are 52.805% of the gTLD dump. Since the total number of records for this gTLD is 10372, there are 0 non-representative records (NRep). In addition, this set comprises 4.25E-6 of the entire data-set. Table 2.240 shows the corresponding SLDs ordered by the level of importance. Figure 2.479 shows the record count (PPM) for each representative SLD. Figure 2.480 shows the binned scatter-plot of srcDiv and sldDiv.

► { .doctor }  
Total SLDs: 5  
a-sldDiv: 52.805%  
a-oR: 0.000%  
NRep: 0



Individual SLD descriptors for gTLD: {.doctor}										
SLD	count	sldDiv	$\phi$ -sldDiv	ipcount	srcDiv	$\phi$ -srcDiv	oR	a-srcDiv	a-oR	rem
INCATC	0.004	0.198	1.000	0.002	0.469	0.127	1.59E-6	0.198	1.59E-6	6490
INCATB	0.002	0.100	1.000	3.07E-4	0.157	0.032	8.03E-7	0.297	2.39E-6	4530
INVALID	0.002	0.083	1.000	1.88E-4	0.115	0.021	6.7E-7	0.381	3.06E-6	2896
RANDOM10	0.002	0.082	1.000	1.85E-4	0.115	0.021	6.6E-7	0.463	3.72E-6	1286
INCATF	0.001	0.065	1.000	2.6E-4	0.202	0.048	5.27E-7	0.528	4.25E-6	0

Table 2.240: Top 5 most significant SLDs for gTLD 'doctor'. The SLD list holds 52.805% of the entries found in the gTLD and 4.25E-6 of the total number of entries for the entire experiment. **count** represents the number of records found for the SLD (in parts per million). **sldDiv** is the raw count divided by the number of records of this gTLD dump file. **oR** is the ratio of raw count to the total number of records of the experiment.  **$\phi$ -sldDiv** represents the  $\phi$  percentile of sldDiv on the entire data-set. **a-srcDiv** is the cumulative srcDiv variable. **a-oR** is the cumulative oR.

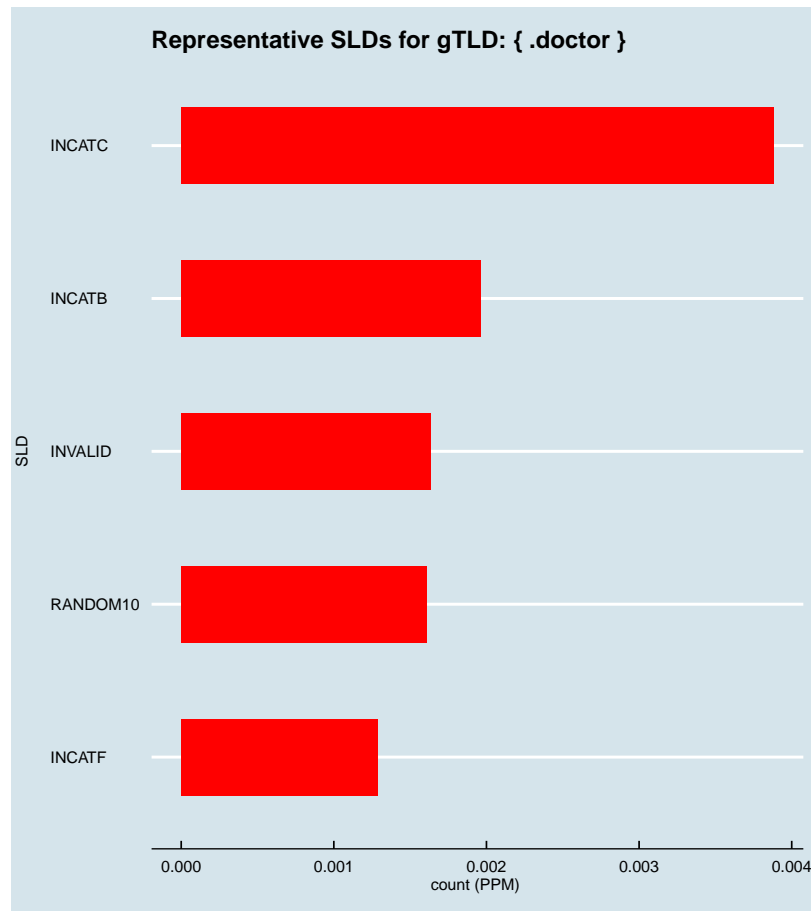


Figure 2.479: Representative SLDs for gTLD: { .doctor }. The x axis displays number of times (in parts per million) the corresponding SLD (y axis) was found in the gTLD.

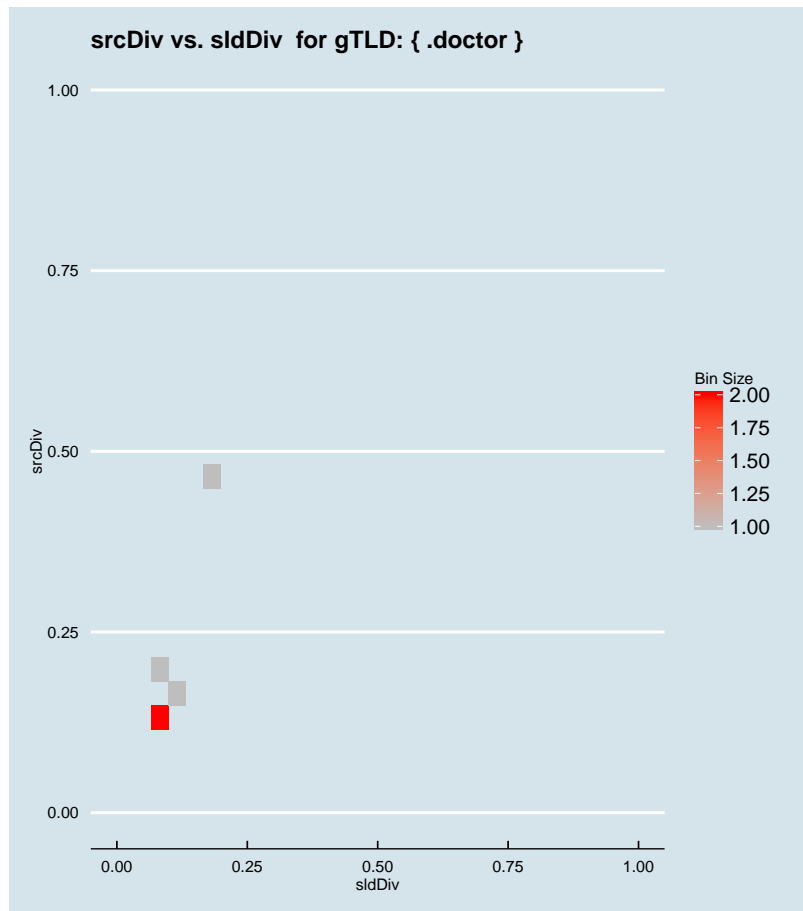


Figure 2.480: Binned scatter-plot of srcDiv and sldDiv for gTLD: {.doctor}.

### :: 2.341 Representative SLDs for gTLD: {.dodge}

In this section, we collect representative SLDs related to gTLD: 'dodge'. We found 1 unique SLDs after filtering. A total of 3631 records were considered representative and they are 36.198% of the gTLD dump. Since the total number of records for this gTLD is 3631, there are 0 non-representative records (NRep). In addition, this set comprises  $1.49E-6$  of the entire data-set. Table 2.241 shows the corresponding SLDs ordered by the level of importance. Figure 2.481 shows the record count (PPM) for each representative SLD. Figure 2.482 shows the binned scatter-plot of srcDiv and sldDiv.

► {.dodge}  
 Total SLDs: 1  
 a-sldDiv: 36.198%  
 a-oR: 0.000%  
 NRep: 0

Individual SLD descriptors for gTLD: {dodge}										
SLD	count	sldDiv	$\phi$ -sldDiv	ipcount	srcDiv	$\phi$ -srcDiv	oR	a-srcDiv	a-oR	rem
INVALID	0.004	0.362	1.000	2.06E-4	0.057	0.007	1.49E-6	0.362	1.49E-6	0

Table 2.241: Top 1 most significant SLDs for gTLD 'dodge'. The SLD list holds 36.198% of the entries found in the gTLD and 1.49E-6 of the total number of entries for the entire experiment. **count** represents the number of records found for the SLD (in parts per million). **sldDiv** is the raw count divided by the number of records of this gTLD dump file. **oR** is the ratio of raw count to the total number of records of the experiment.  $\phi$ -**sldDiv** represents the  $\phi$  percentile of sldDiv on the entire data-set. **a-srcDiv** is the cumulative srcDiv variable. **a-oR** is the cumulative oR.




Figure 2.481: Representative SLDs for gTLD: { .dodge }. The *x* axis displays number of times (in parts per million) the corresponding SLD (*y* axis) was found in the gTLD.

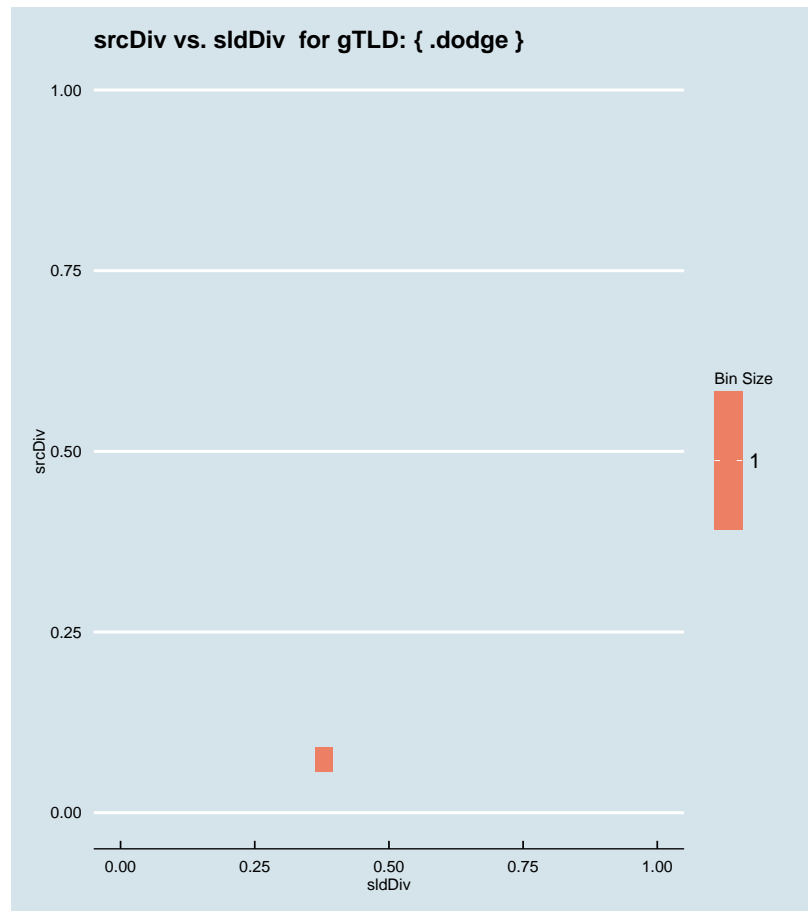


Figure 2.482: Binned scatter-plot of srcDiv and sldDiv for gTLD: { .dodge }.

### :: 2.342 Representative SLDs for gTLD: { .dog }

In this section, we collect representative SLDs related to gTLD: 'dog'. We found 9 unique SLDs after filtering. A total of 43135 records were considered representative and they are 70.514% of the gTLD dump. Since the total number of records for this gTLD is 43135, there are 0 non-representative records (NRep). In addition, this set comprises 1.77E−5 of the entire data-set. Table 2.242 shows the corresponding SLDs ordered by the level of importance. Figure 2.483 shows the record count (PPM) for each representative SLD. Figure 2.484 shows the binned scatter-plot of srcDiv and sldDiv.

► { .dog }  
Total SLDs: 9  
a-sldDiv: 70.514%  
a-oR: 0.002%  
NRep: 0

Individual SLD descriptors for gTLD: {dog}										
SLD	count	sldDiv	$\phi$ -sldDiv	ipcount	srcDiv	$\phi$ -srcDiv	oR	a-srcDiv	a-oR	rem
INVALID	0.020	0.330	1.000	0.001	0.072	0.011	8.27E-6	0.330	8.27E-6	22949
INCATB	0.008	0.127	1.000	0.002	0.204	0.048	3.18E-6	0.457	1.15E-5	15189
INCATC	0.004	0.068	1.000	0.002	0.431	0.120	1.71E-6	0.525	1.32E-5	11015
INCATF	0.002	0.039	1.000	1.93E-4	0.080	0.012	9.85E-7	0.564	1.41E-5	8611
RANDOM13	0.002	0.033	1.000	5.21E-4	0.260	0.066	8.22E-7	0.597	1.5E-5	6604
big	0.002	0.030	1.000	2.8E-5	0.015	9.68E-4	7.52E-7	0.627	1.57E-5	4770
wpad	0.002	0.029	0.999	5.98E-4	0.338	0.096	7.24E-7	0.656	1.64E-5	3003
INCATE	0.002	0.026	0.999	0.001	0.709	0.237	6.42E-7	0.682	1.71E-5	1436
RANDOM10	0.001	0.023	0.999	5.37E-4	0.374	0.102	5.88E-7	0.705	1.77E-5	0

Table 2.242: Top 9 most significant SLDs for gTLD 'dog'. The SLD list holds 70.514% of the entries found in the gTLD and 1.77E-5 of the total number of entries for the entire experiment. **count** represents the number of records found for the SLD (in parts per million). **sldDiv** is the raw count divided by the number of records of this gTLD dump file. **oR** is the ratio of raw count to the total number of records of the experiment.  **$\phi$ -sldDiv** represents the  $\phi$  percentile of sldDiv on the entire data-set. **a-srcDiv** is the cumulative srcDiv variable. **a-oR** is the cumulative oR.



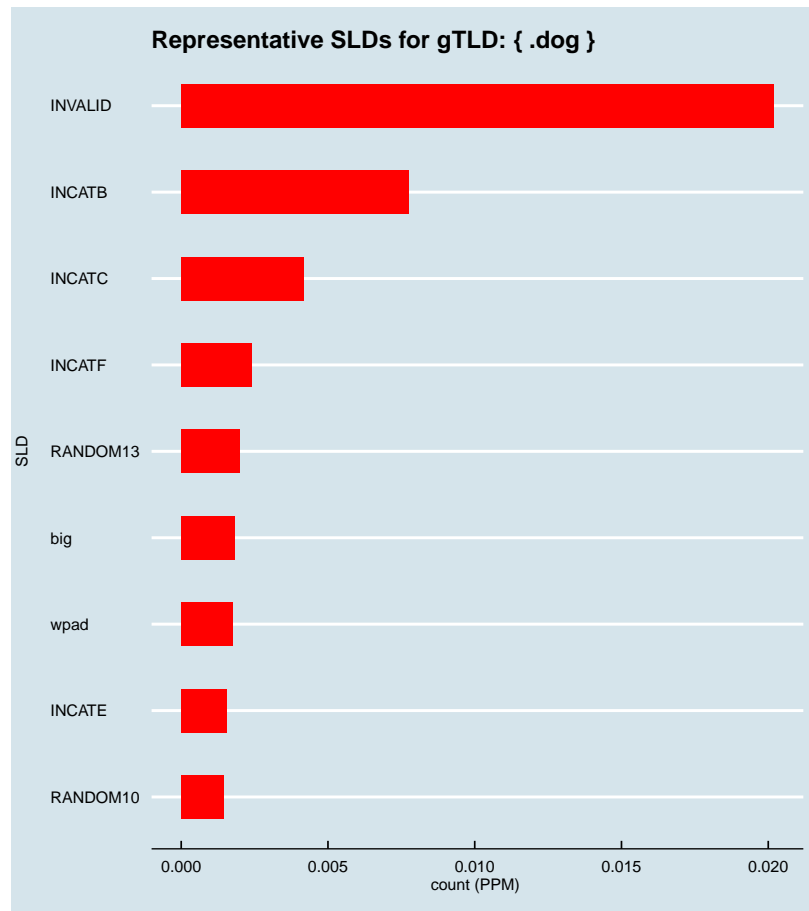


Figure 2.483: Representative SLDs for gTLD: { .dog }. The  $x$  axis displays number of times (in parts per million) the corresponding SLD ( $y$  axis) was found in the gTLD.

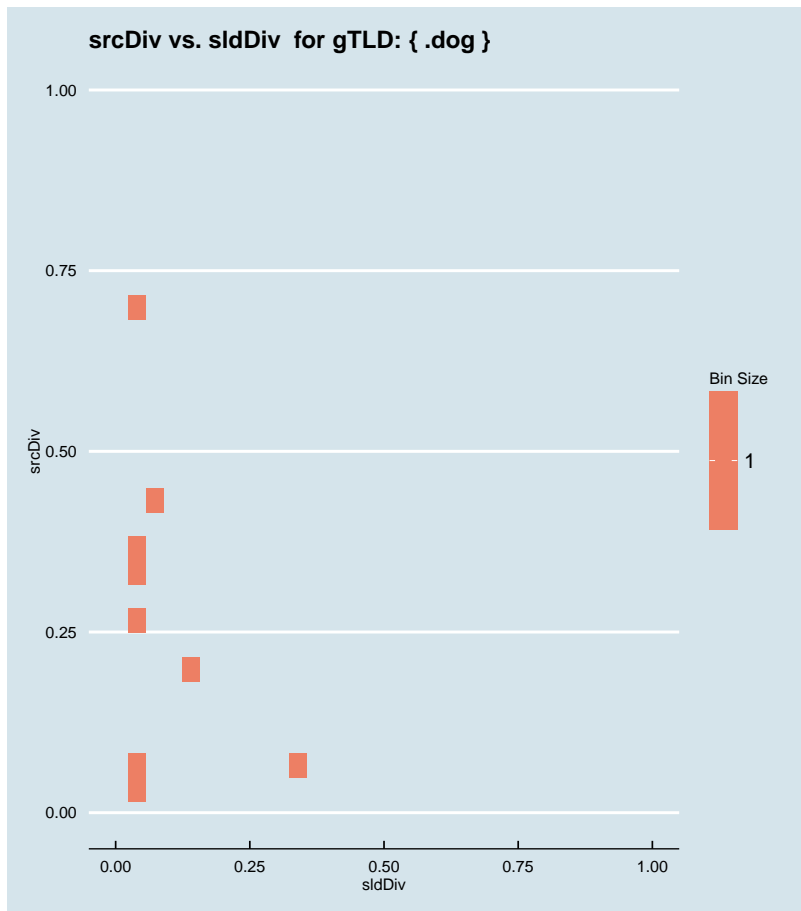


Figure 2.484: Binned scatter-plot of srcDiv and sldDiv for gTLD: { .dog }.

### :: 2.343 Representative SLDs for gTLD: { .doha }

In this section, we collect representative SLDs related to gTLD: 'doha'. We found 1 unique SLDs after filtering. A total of 74655 records were considered representative and they are 94.414% of the gTLD dump. Since the total number of records for this gTLD is 74655, there are 0 non-representative records (NRep). In addition, this set comprises  $3.06E-5$  of the entire data-set. Table 2.243 shows the corresponding SLDs ordered by the level of importance. Figure 2.485 shows the record count (PPM) for each representative SLD. Figure 2.486 shows the binned scatter-plot of srcDiv and sldDiv.

► { .doha }  
 Total SLDs: 1  
 a-sldDiv: 94.414%  
 a-oR: 0.003%  
 NRep: 0

Individual SLD descriptors for gTLD: {doha}										
<b>SLD</b>	<b>count</b>	<b>sldDiv</b>	$\phi$ - <b>sldDiv</b>	<b>ipcount</b>	<b>srcDiv</b>	$\phi$ - <b>srcDiv</b>	<b>oR</b>	<b>a-srcDiv</b>	<b>a-oR</b>	<b>rem</b>
INCATC	0.075	0.944	1.000	8.82E-4	0.012	6.49E-4	3.06E-5	0.944	3.06E-5	0

Table 2.243: Top 1 most significant SLDs for gTLD 'doha'. The SLD list holds 94.414% of the entries found in the gTLD and 3.06E-5 of the total number of entries for the entire experiment. **count** represents the number of records found for the SLD (in parts per million). **sldDiv** is the raw count divided by the number of records of this gTLD dump file. **oR** is the ratio of raw count to the total number of records of the experiment.  $\phi$ -**sldDiv** represents the  $\phi$  percentile of sldDiv on the entire data-set. **a-srcDiv** is the cumulative srcDiv variable. **a-oR** is the cumulative oR.

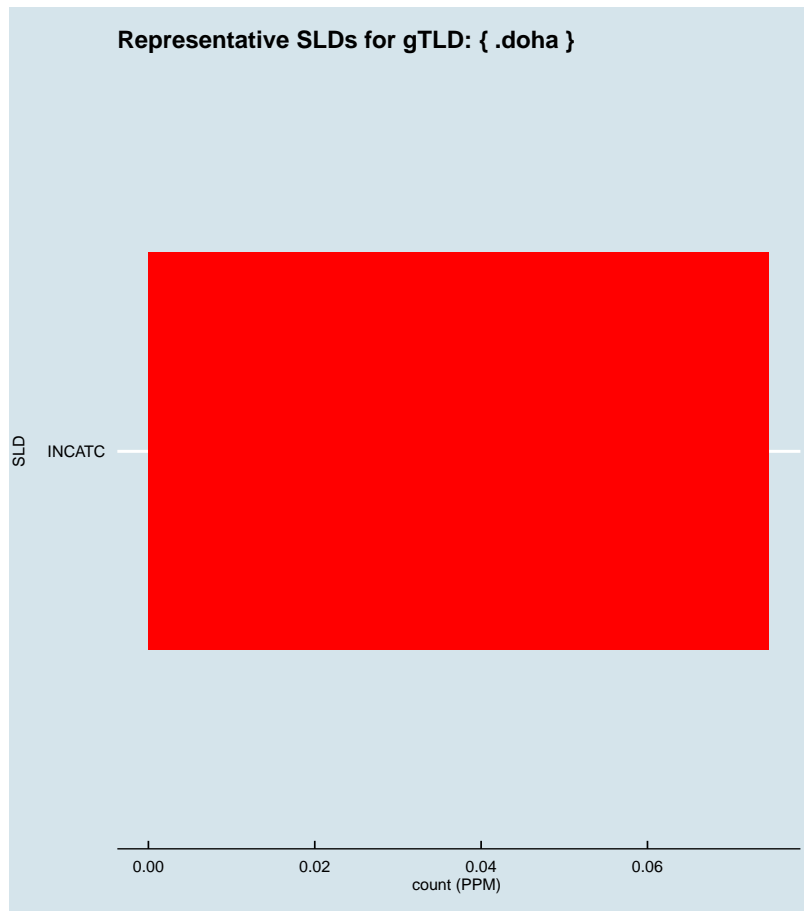


Figure 2.485: Representative SLDs for gTLD: { .doha }. The  $x$  axis displays number of times (in parts per million) the corresponding SLD ( $y$  axis) was found in the gTLD.

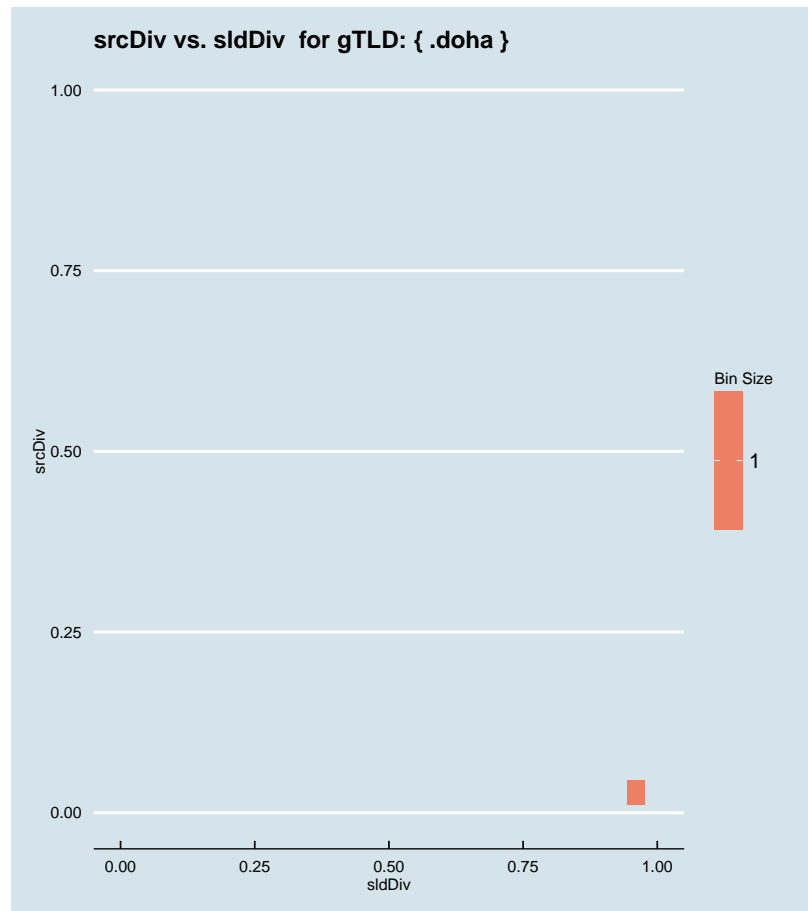


Figure 2.486: Binned scatter-plot of srcDiv and sldDiv for gTLD: { .doha }.

### :: 2.344 Representative SLDs for gTLD: { .domains }

In this section, we collect representative SLDs related to gTLD: 'domains'. We found 3 unique SLDs after filtering. A total of 12562 records were considered representative and they are 57.783% of the gTLD dump. Since the total number of records for this gTLD is 12562, there are 0 non-representative records (NRep). In addition, this set comprises 5.15E-6 of the entire data-set. Table 2.244 shows the corresponding SLDs ordered by the level of importance. Figure 2.487 shows the record count (PPM) for each representative SLD. Figure 2.488 shows the binned scatter-plot of srcDiv and sldDiv.

► { .domains }  
Total SLDs: 3  
a-sldDiv: 57.783%  
a-oR: 0.001%  
NRep: 0



Individual SLD descriptors for gTLD: {domains}										
SLD	count	sldDiv	$\phi$ -sldDiv	ipcount	srcDiv	$\phi$ -srcDiv	oR	a-srcDiv	a-oR	rem
INCATB	0.008	0.352	1.000	2.41E-4	0.032	0.003	3.13E-6	0.352	3.13E-6	4915
INVALID	0.004	0.169	1.000	3.25E-4	0.088	0.014	1.51E-6	0.521	4.64E-6	1232
INCATF	0.001	0.057	1.000	9E-5	0.073	0.011	5.05E-7	0.578	5.15E-6	0

Table 2.244: Top 3 most significant SLDs for gTLD 'domains'. The SLD list holds 57.783% of the entries found in the gTLD and 5.15E-6 of the total number of entries for the entire experiment. **count** represents the number of records found for the SLD (in parts per million). **sldDiv** is the raw count divided by the number of records of this gTLD dump file. **oR** is the ratio of raw count to the total number of records of the experiment.  $\phi$ -**sldDiv** represents the  $\phi$  percentile of sldDiv on the entire data-set. **a-srcDiv** is the cumulative srcDiv variable. **a-oR** is the cumulative oR.

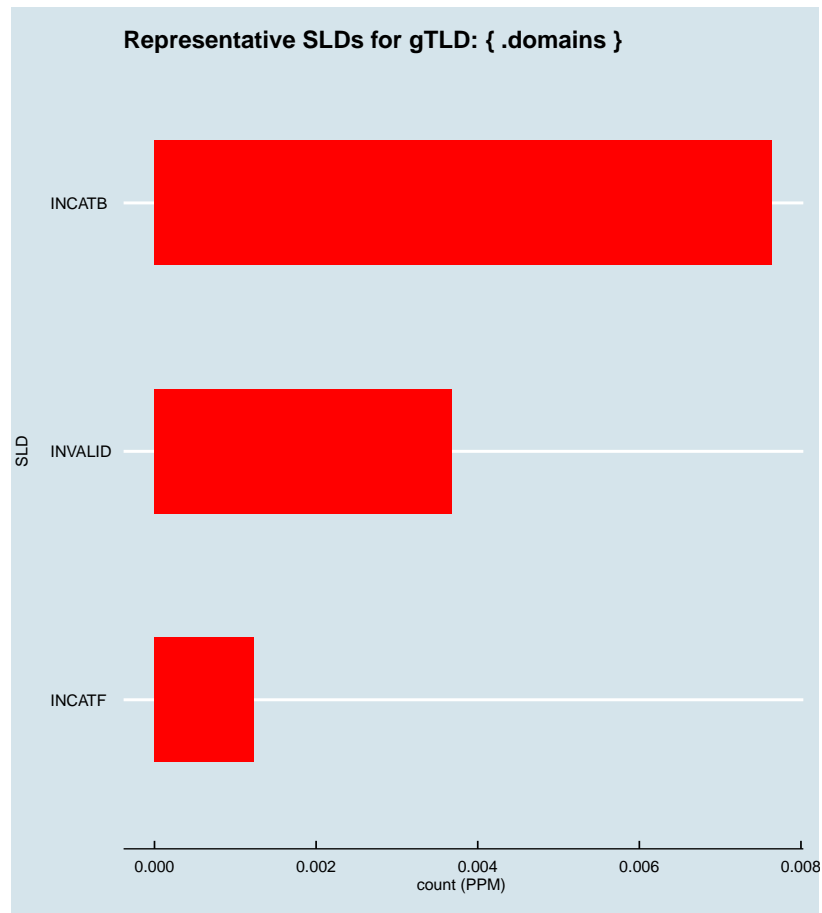


Figure 2.487: Representative SLDs for gTLD: { .domains}. The  $x$  axis displays number of times (in parts per million) the corresponding SLD ( $y$  axis) was found in the gTLD.

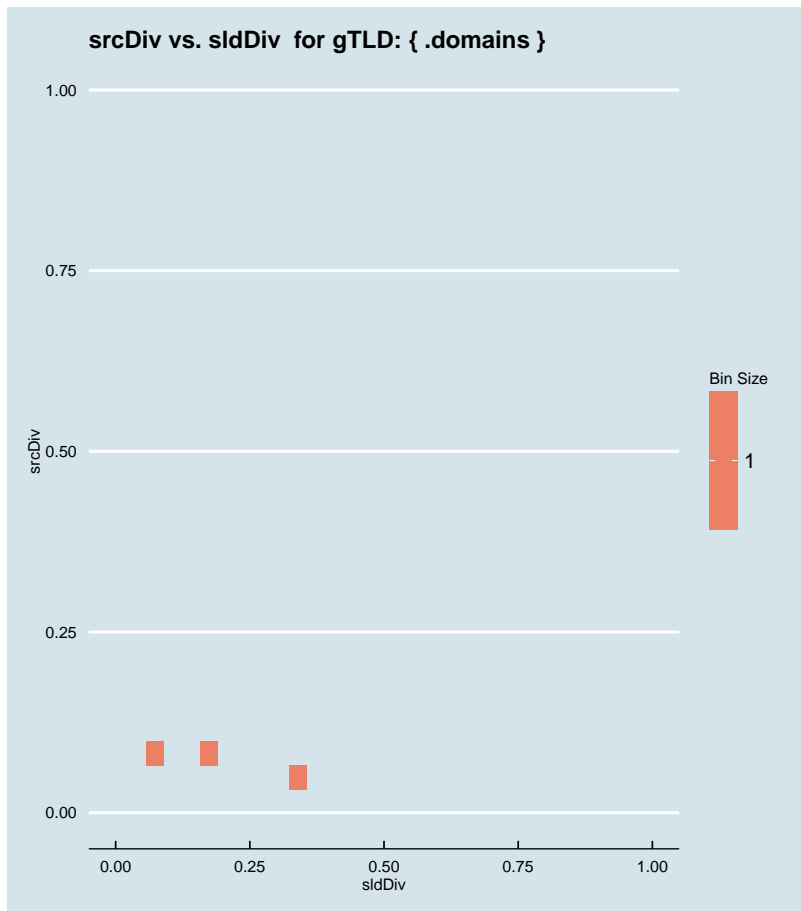


Figure 2.488: Binned scatter-plot of srcDiv and sldDiv for gTLD: { .domains}.

∴ 2.345 Representative SLDs for gTLD: { .doosan}

In this section, we collect representative SLDs related to gTLD: 'doosan'. We found 0 unique SLDs after filtering. A total of 0 records were considered representative and they are 0.000% of the gTLD dump. Since the total number of records for this gTLD is 0, there are 0 non-representative records (NRep). In addition, this set comprises 0E0 of the entire data-set.

► { .doosan}  
 Total SLDs: 0  
 a-sldDiv: 0.000%  
 a-oR: 0.000%  
 NRep: 0

∴ 2.346 Representative SLDs for gTLD: { .dot}

In this section, we collect representative SLDs related to gTLD: 'dot'. We found 16

► { .dot}  
 Total SLDs: 16  
 a-sldDiv: 69.035%  
 a-oR: 0.003%  
 NRep: 0



unique SLDs after filtering. A total of 82801 records were considered representative and they are 69.035% of the gTLD dump. Since the total number of records for this gTLD is 82801, there are 0 non-representative records (NRep). In addition, this set comprises  $3.39E-5$  of the entire data-set. Table 2.245 shows the corresponding SLDs ordered by the level of importance. Figure 2.489 shows the record count (PPM) for each representative SLD. Figure 2.490 shows the binned scatter-plot of srcDiv and sldDiv.

Individual SLD descriptors for gTLD: {.dot}										
SLD	count	sldDiv	$\phi$ -sldDiv	ipcount	srcDiv	$\phi$ -srcDiv	oR	a-srcDiv	a-oR	rem
RANDOM13	0.011	0.092	1.000	$7.97E-4$	0.072	0.011	$4.53E-6$	0.092	$4.53E-6$	71759
INCATF	0.010	0.087	1.000	$6.27E-4$	0.060	0.008	$4.26E-6$	0.179	$8.78E-6$	61371
INCATB	0.009	0.077	1.000	0.002	0.196	0.043	$3.76E-6$	0.255	$1.25E-5$	52188
INCATC	0.009	0.076	1.000	0.003	0.375	0.104	$3.76E-6$	0.332	$1.63E-5$	43020
time	0.009	0.076	1.000	$1.11E-4$	0.012	$6.79E-4$	$3.74E-6$	0.408	$2E-5$	33897
INVALID	0.006	0.053	1.000	$9.9E-4$	0.157	0.032	$2.59E-6$	0.460	$2.26E-5$	27576
SHORTSLD	0.005	0.038	1.000	0.002	0.373	0.102	$1.88E-6$	0.499	$2.45E-5$	22989
ops	0.004	0.037	1.000	$4.51E-4$	0.100	0.017	$1.84E-6$	0.536	$2.64E-5$	18496
andy	0.003	0.025	0.999	0.002	0.547	0.183	$1.21E-6$	0.561	$2.76E-5$	15541
RANDOM10	0.003	0.024	0.999	$7.85E-4$	0.275	0.070	$1.17E-6$	0.585	$2.87E-5$	12691
INCATE	0.003	0.023	0.999	0.002	0.594	0.193	$1.11E-6$	0.607	$2.98E-5$	9978
INCATD	0.003	0.022	0.999	$4.79E-4$	0.179	0.039	$1.09E-6$	0.629	$3.09E-5$	7309
ecuries	0.002	0.019	0.999	$3.6E-5$	0.016	0.001	$9.16E-7$	0.648	$3.19E-5$	5073
doc	0.002	0.018	0.999	$8E-4$	0.375	0.104	$8.74E-7$	0.666	$3.27E-5$	2941
bis	0.002	0.013	0.999	$1.8E-5$	0.011	$6.04E-4$	$6.52E-7$	0.679	$3.34E-5$	1350
normal	0.001	0.011	0.999	$8.51E-4$	0.630	0.204	$5.53E-7$	0.690	$3.39E-5$	0

Table 2.245: Top 16 most significant SLDs for gTLD 'dot'. The SLD list holds 69.035% of the entries found in the gTLD and  $3.39E-5$  of the total number of entries for the entire experiment. **count** represents the number of records found for the SLD (in parts per million). **sldDiv** is the raw count divided by the number of records of this gTLD dump file. **oR** is the ratio of raw count to the total number of records of the experiment.  **$\phi$ -sldDiv** represents the  $\phi$  percentile of sldDiv on the entire data-set. **a-srcDiv** is the cumulative srcDiv variable. **a-oR** is the cumulative oR.

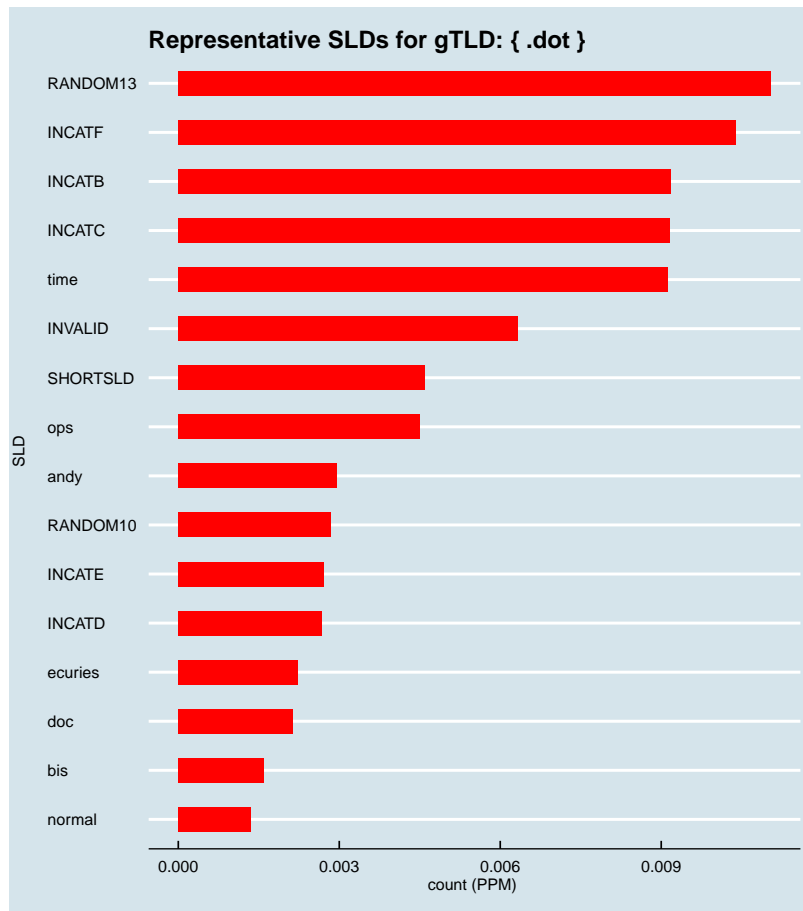


Figure 2.489: Representative SLDs for gTLD: { .dot }. The x axis displays number of times (in parts per million) the corresponding SLD (y axis) was found in the gTLD.

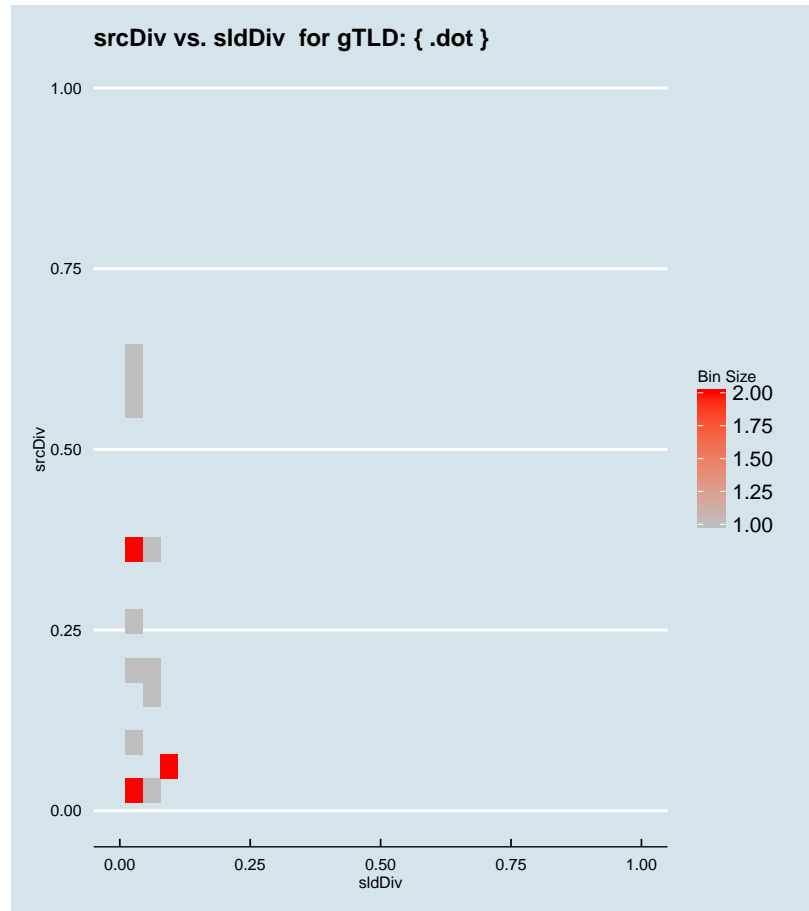


Figure 2.490: Binned scatter-plot of srcDiv and sldDiv for gTLD: {.dot}.

### :: 2.347 Representative SLDs for gTLD: {.download}

In this section, we collect representative SLDs related to gTLD: 'download'. We found 6 unique SLDs after filtering. A total of 27681 records were considered representative and they are 60.345% of the gTLD dump. Since the total number of records for this gTLD is 27681, there are 0 non-representative records (NRep). In addition, this set comprises  $1.13E-5$  of the entire data-set. Table 2.246 shows the corresponding SLDs ordered by the level of importance. Figure 2.491 shows the record count (PPM) for each representative SLD. Figure 2.492 shows the binned scatter-plot of srcDiv and sldDiv.

► {.download}  
Total SLDs: 6  
a-sldDiv: 60.345%  
a-oR: 0.001%  
NRep: 0

Individual SLD descriptors for gTLD: {download}										
SLD	count	sldDiv	$\phi$ -sldDiv	ipcount	srcDiv	$\phi$ -srcDiv	oR	a-srcDiv	a-oR	rem
INCATC	0.008	0.172	1.000	0.002	0.277	0.070	3.24E-6	0.172	3.24E-6	19773
INCATB	0.007	0.156	1.000	0.003	0.371	0.102	2.94E-6	0.329	6.18E-6	12603
INCATE	0.005	0.111	1.000	0.003	0.502	0.177	2.09E-6	0.440	8.27E-6	7512
RANDOM13	0.004	0.082	1.000	6.04E-4	0.161	0.033	1.54E-6	0.521	9.8E-6	3761
INVALID	0.002	0.052	1.000	4.29E-4	0.179	0.039	9.82E-7	0.574	1.08E-5	1364
mp3	0.001	0.030	1.000	5.36E-4	0.393	0.107	5.59E-7	0.603	1.13E-5	0

Table 2.246: Top 6 most significant SLDs for gTLD 'download'. The SLD list holds 60.345% of the entries found in the gTLD and  $1.13E-5$  of the total number of entries for the entire experiment. **count** represents the number of records found for the SLD (in parts per million). **sldDiv** is the raw count divided by the number of records of this gTLD dump file. **oR** is the ratio of raw count to the total number of records of the experiment.  **$\phi$ -sldDiv** represents the  $\phi$  percentile of sldDiv on the entire data-set. **a-srcDiv** is the cumulative srcDiv variable. **a-oR** is the cumulative oR.

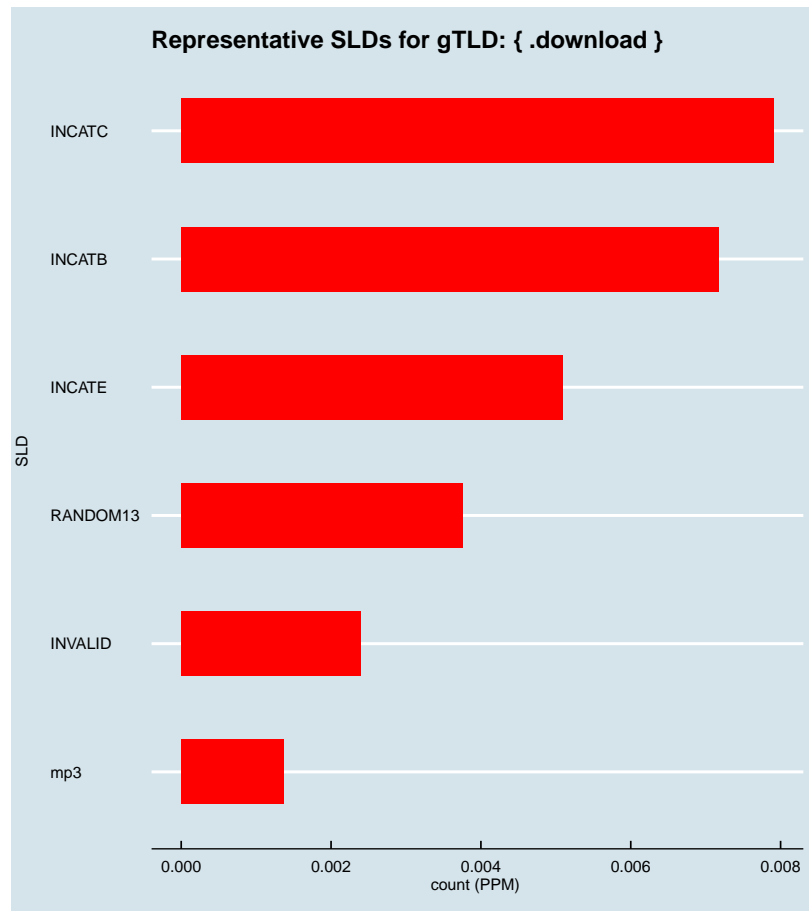


Figure 2.491: Representative SLDs for gTLD: { .download }. The x axis displays number of times (in parts per million) the corresponding SLD (y axis) was found in the gTLD.

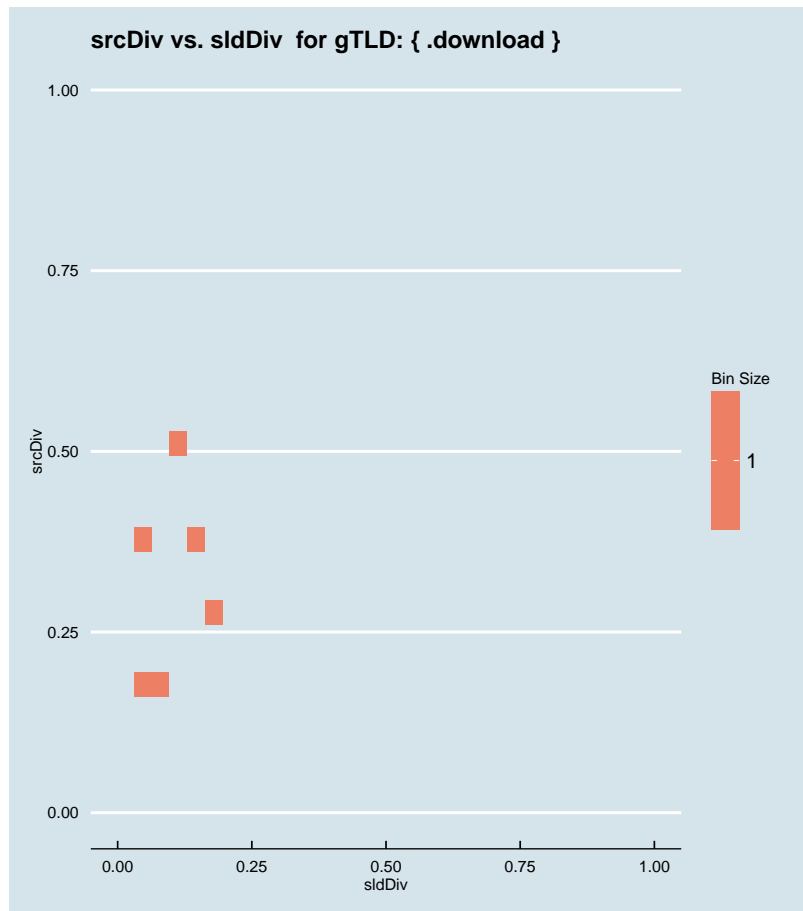


Figure 2.492: Binned scatter-plot of srcDiv and sldDiv for gTLD: {.download}.

### :: 2.348 Representative SLDs for gTLD: {.drive}

In this section, we collect representative SLDs related to gTLD: 'drive'. We found 7 unique SLDs after filtering. A total of 16488 records were considered representative and they are 64.171% of the gTLD dump. Since the total number of records for this gTLD is 16488, there are 0 non-representative records (NRep). In addition, this set comprises 6.76E-6 of the entire data-set. Table 2.247 shows the corresponding SLDs ordered by the level of importance. Figure 2.493 shows the record count (PPM) for each representative SLD. Figure 2.494 shows the binned scatter-plot of srcDiv and sldDiv.

```
► {.drive}
Total SLDs: 7
a-sldDiv: 64.171%
a-oR: 0.001%
NRep: 0
```

Individual SLD descriptors for gTLD: {.drive}										
SLD	count	sldDiv	$\phi$ -sldDiv	ipcount	srcDiv	$\phi$ -srcDiv	oR	a-srcDiv	a-oR	rem
INCATC	0.003	0.134	1.000	0.002	0.546	0.183	1.41E-6	0.134	1.41E-6	13038
RANDOM10	0.003	0.123	1.000	2.27E-4	0.072	0.011	1.3E-6	0.258	2.71E-6	9869
INVALID	0.003	0.103	1.000	2.26E-4	0.086	0.013	1.08E-6	0.360	3.79E-6	7232
RANDOM13	0.002	0.081	1.000	4.52E-4	0.218	0.051	8.5E-7	0.441	4.64E-6	5159
INCATE	0.002	0.080	1.000	0.001	0.614	0.200	8.38E-7	0.521	5.48E-6	3113
INCATF	0.002	0.069	1.000	1.64E-4	0.092	0.015	7.32E-7	0.590	6.21E-6	1328
INCATB	0.001	0.052	1.000	4.39E-4	0.331	0.082	5.44E-7	0.642	6.76E-6	0

Table 2.247: Top 7 most significant SLDs for gTLD 'drive'. The SLD list holds 64.171% of the entries found in the gTLD and 6.76E-6 of the total number of entries for the entire experiment. **count** represents the number of records found for the SLD (in parts per million). **sldDiv** is the raw count divided by the number of records of this gTLD dump file. **oR** is the ratio of raw count to the total number of records of the experiment.  $\phi$ -**sldDiv** represents the  $\phi$  percentile of sldDiv on the entire data-set. **a-srcDiv** is the cumulative srcDiv variable. **a-oR** is the cumulative oR.

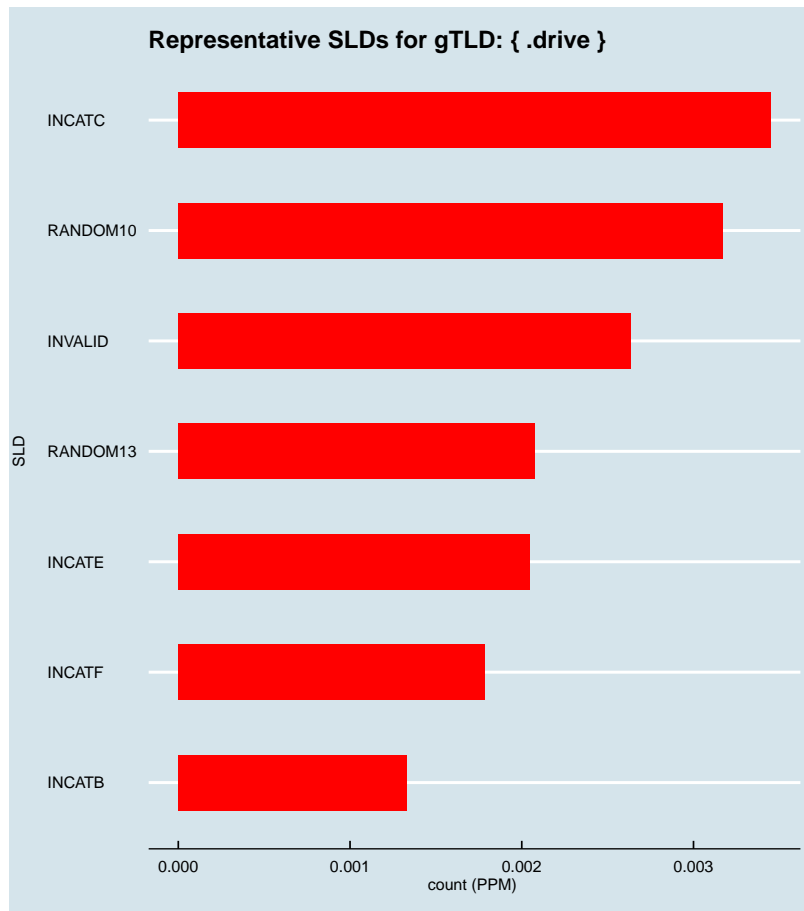


Figure 2.493: Representative SLDs for gTLD: { .drive }. The x axis displays number of times (in parts per million) the corresponding SLD (y axis) was found in the gTLD.



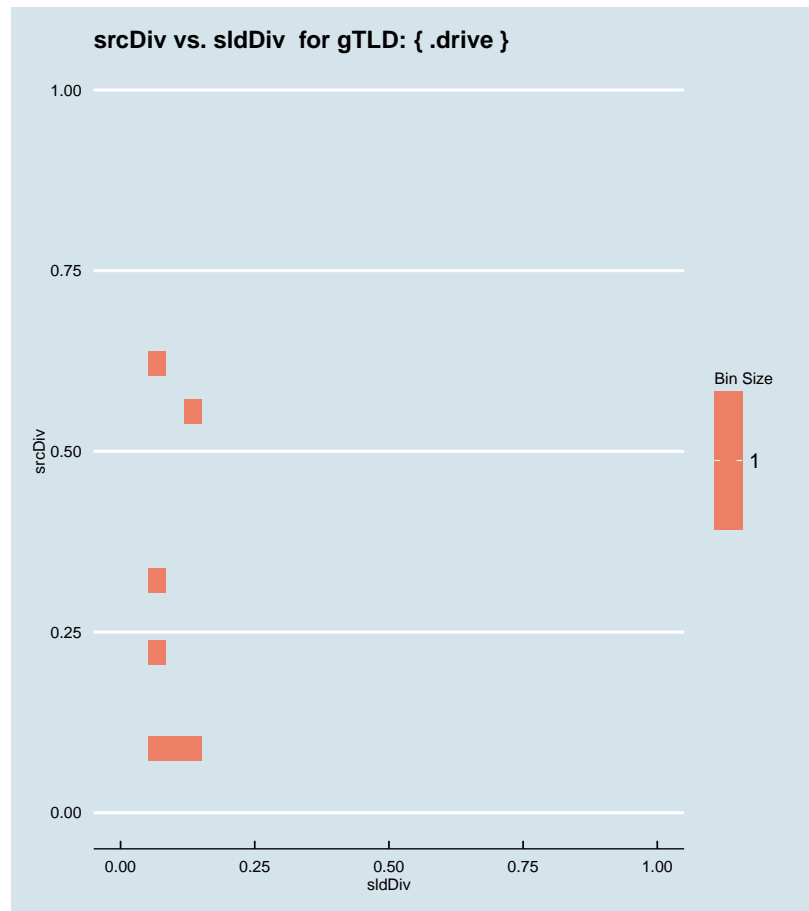


Figure 2.494: Binned scatter-plot of srcDiv and sldDiv for gTLD: { .drive}.

### :: 2.349 Representative SLDs for gTLD: { .dstv }

In this section, we collect representative SLDs related to gTLD: 'dstv'. We found 0 unique SLDs after filtering. A total of 0 records were considered representative and they are 0.000% of the gTLD dump. Since the total number of records for this gTLD is 0, there are 0 non-representative records (NRep). In addition, this set comprises 0E0 of the entire data-set.

► { .dstv }  
Total SLDs: 0  
a-sldDiv: 0.000%  
a-oR: 0.000%  
NRep: 0

### :: 2.350 Representative SLDs for gTLD: { .dtv }

In this section, we collect representative SLDs related to gTLD: 'dtv'. We found 2

► { .dtv }  
Total SLDs: 2  
a-sldDiv: 65.799%  
a-oR: 0.001%  
NRep: 0

unique SLDs after filtering. A total of 14783 records were considered representative and they are 65.799% of the gTLD dump. Since the total number of records for this gTLD is 14783, there are 0 non-representative records (NRep). In addition, this set comprises  $6.06E-6$  of the entire data-set. Table 2.248 shows the corresponding SLDs ordered by the level of importance. Figure 2.495 shows the record count (PPM) for each representative SLD. Figure 2.496 shows the binned scatter-plot of srcDiv and sldDiv.

Individual SLD descriptors for gTLD: {dtv}										
SLD	count	sldDiv	$\phi$ -sldDiv	ipcount	srcDiv	$\phi$ -srcDiv	oR	a-srcDiv	a-oR	rem
netman	0.013	0.576	1.000	4E-6	3.09E-4	3.57E-6	5.3E-6	0.576	5.3E-6	1847
INCATC	0.002	0.082	1.000	3.21E-4	0.174	0.038	7.57E-7	0.658	6.06E-6	0

Table 2.248: Top 2 most significant SLDs for gTLD 'dtv'. The SLD list holds 65.799% of the entries found in the gTLD and  $6.06E-6$  of the total number of entries for the entire experiment. **count** represents the number of records found for the SLD (in parts per million). **sldDiv** is the raw count divided by the number of records of this gTLD dump file. **oR** is the ratio of raw count to the total number of records of the experiment.  **$\phi$ -sldDiv** represents the  $\phi$  percentile of sldDiv on the entire data-set. **a-srcDiv** is the cumulative srcDiv variable. **a-oR** is the cumulative oR.

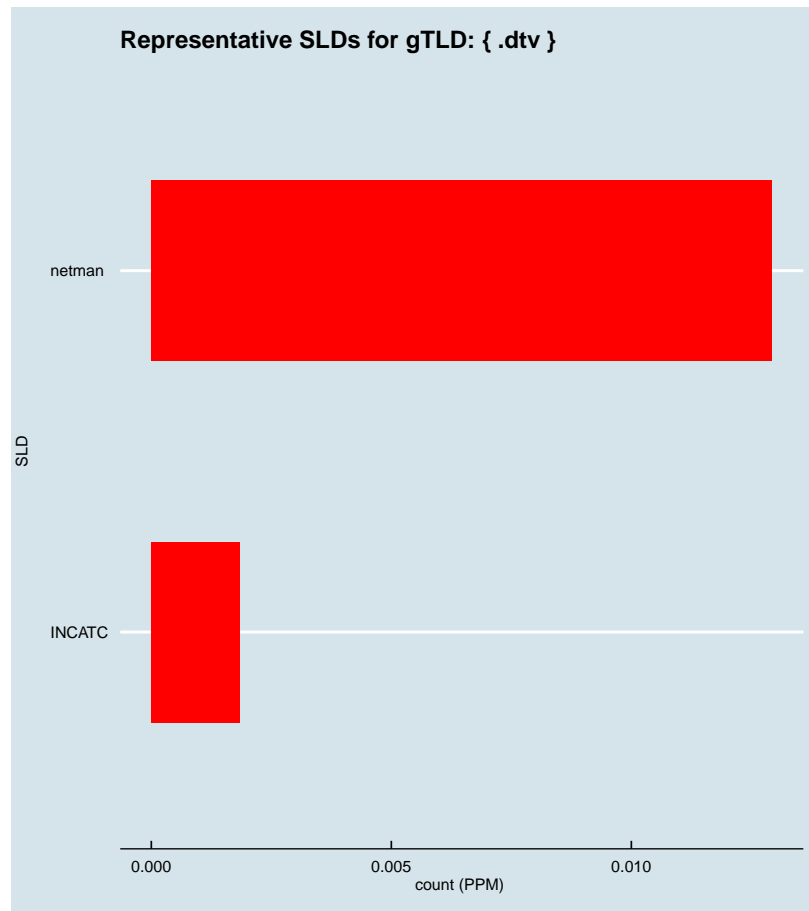


Figure 2.495: Representative SLDs for gTLD: { .dtv }. The  $x$  axis displays number of times (in parts per million) the corresponding SLD ( $y$  axis) was found in the gTLD.

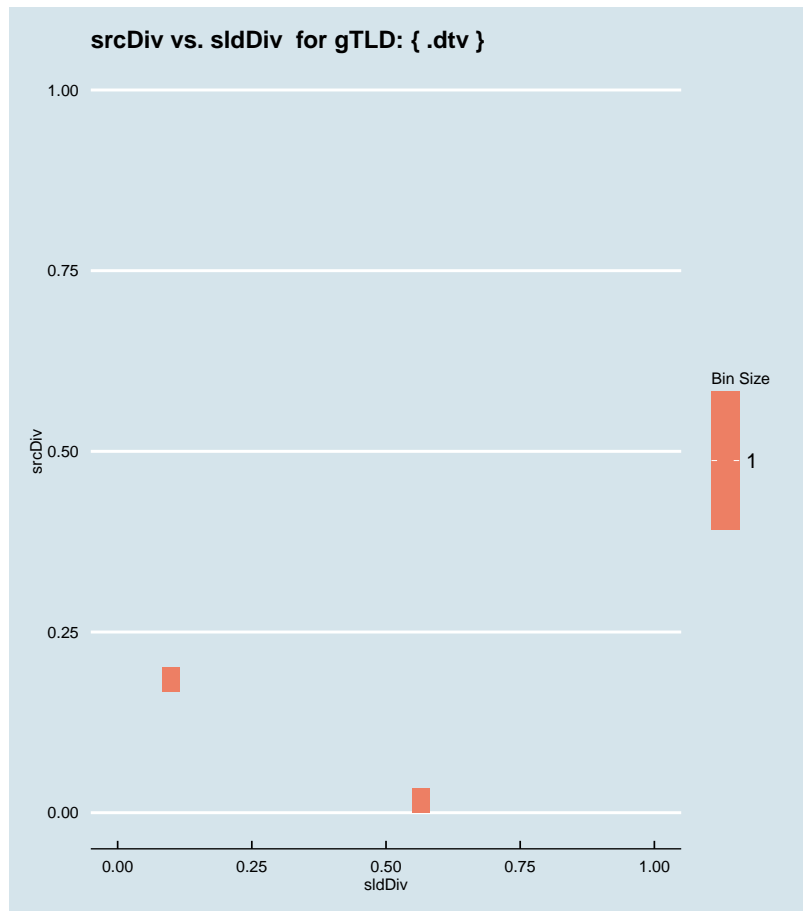


Figure 2.496: Binned scatter-plot of srcDiv and sldDiv for gTLD: { .dtv}.

### :: 2.351 Representative SLDs for gTLD: { .dubai }

In this section, we collect representative SLDs related to gTLD: 'dubai'. We found 6 unique SLDs after filtering. A total of 14167 records were considered representative and they are 63.663% of the gTLD dump. Since the total number of records for this gTLD is 14167, there are 0 non-representative records (NRep). In addition, this set comprises 5.81E−6 of the entire data-set. Table 2.249 shows the corresponding SLDs ordered by the level of importance. Figure 2.497 shows the record count (PPM) for each representative SLD. Figure 2.498 shows the binned scatter-plot of srcDiv and sldDiv.

```
► { .dubai }
Total SLDs: 6
a-sldDiv: 63.663%
a-oR: 0.001%
NRep: 0
```

Individual SLD descriptors for gTLD: {dubai}										
SLD	count	sldDiv	$\phi$ -sldDiv	ipcount	srcDiv	$\phi$ -srcDiv	oR	a-srcDiv	a-oR	rem
hamdomain	0.004	0.169	1.000	7.1E-5	0.019	0.001	1.54E-6	0.169	1.54E-6	10410
INCATF	0.003	0.150	1.000	2.46E-4	0.074	0.011	1.36E-6	0.318	2.9E-6	7082
INVALID	0.002	0.095	1.000	1.78E-4	0.084	0.013	8.7E-7	0.414	3.77E-6	4958
RANDOM13	0.002	0.085	1.000	3.22E-4	0.170	0.037	7.77E-7	0.499	4.55E-6	3063
INCATB	0.002	0.081	1.000	4.92E-4	0.273	0.068	7.4E-7	0.580	5.29E-6	1258
lemanpmi	0.001	0.057	1.000	1.6E-5	0.013	7.28E-4	5.16E-7	0.637	5.81E-6	0

Table 2.249: Top 6 most significant SLDs for gTLD 'dubai'. The SLD list holds 63.663% of the entries found in the gTLD and 5.81E-6 of the total number of entries for the entire experiment. **count** represents the number of records found for the SLD (in parts per million). **sldDiv** is the raw count divided by the number of records of this gTLD dump file. **oR** is the ratio of raw count to the total number of records of the experiment.  $\phi$ -**sldDiv** represents the  $\phi$  percentile of sldDiv on the entire data-set. **a-srcDiv** is the cumulative srcDiv variable. **a-oR** is the cumulative oR.

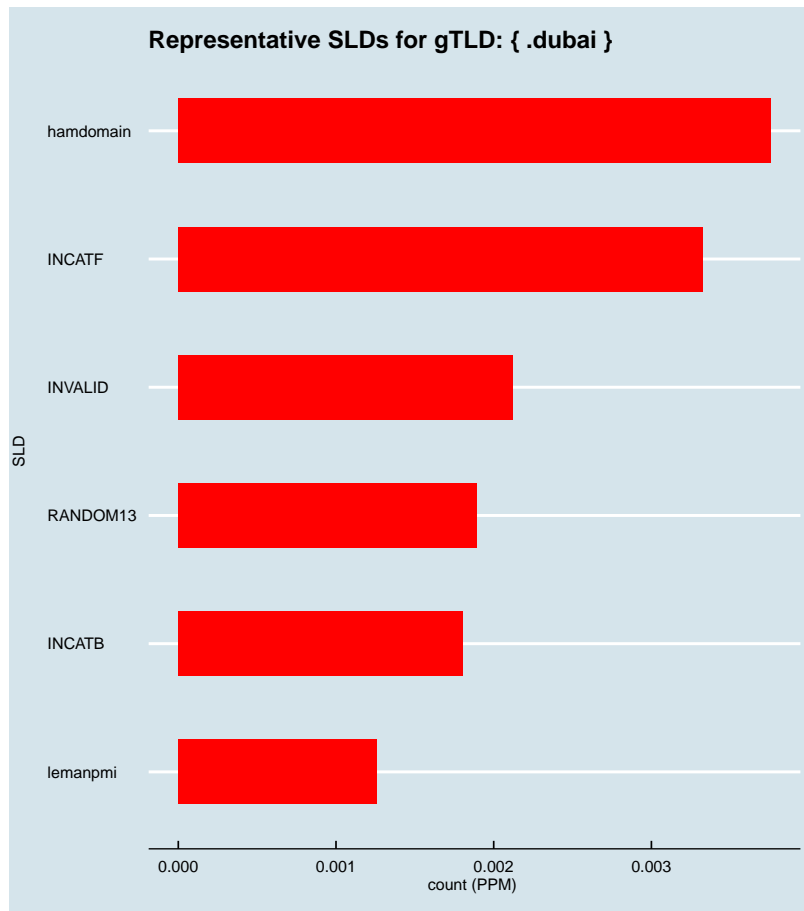


Figure 2.497: Representative SLDs for gTLD: { .dubai}. The *x* axis displays number of times (in parts per million) the corresponding SLD (*y* axis) was found in the gTLD.

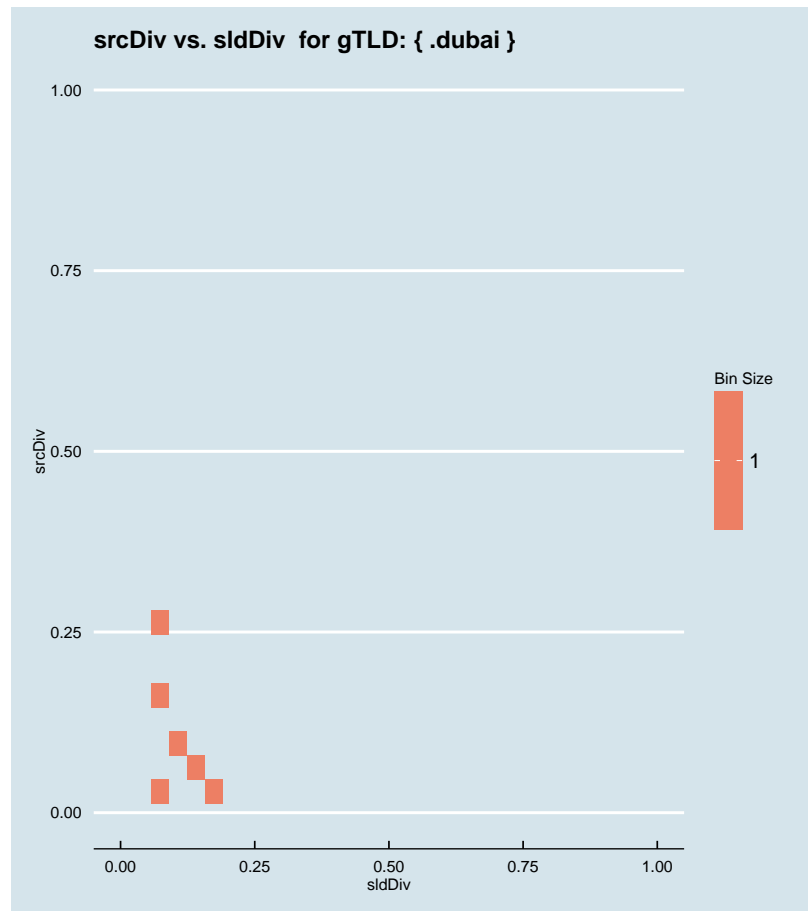


Figure 2.498: Binned scatter-plot of srcDiv and sldDiv for gTLD: { .dubai }.

### :: 2.352 Representative SLDs for gTLD: { .duck }

In this section, we collect representative SLDs related to gTLD: 'duck'. We found 4 unique SLDs after filtering. A total of 10243 records were considered representative and they are 56.953% of the gTLD dump. Since the total number of records for this gTLD is 10243, there are 0 non-representative records (NRep). In addition, this set comprises 4.2E−6 of the entire data-set. Table 2.250 shows the corresponding SLDs ordered by the level of importance. Figure 2.499 shows the record count (PPM) for each representative SLD. Figure 2.500 shows the binned scatter-plot of srcDiv and sldDiv.

► { .duck }  
Total SLDs: 4  
a-sldDiv: 56.953%  
a-oR: 0.000%  
NRep: 0



Individual SLD descriptors for gTLD: {duck}										
SLD	count	sldDiv	$\phi$ -sldDiv	ipcount	srcDiv	$\phi$ -srcDiv	oR	a-srcDiv	a-oR	rem
INVALID	0.006	0.313	1.000	4.18E-4	0.074	0.011	2.31E-6	0.313	2.31E-6	4614
wpad	0.002	0.097	1.000	5.58E-4	0.320	0.081	7.14E-7	0.410	3.02E-6	2871
RANDOM10	0.002	0.089	1.000	2.92E-4	0.181	0.039	6.59E-7	0.499	3.68E-6	1262
INCATB	0.001	0.070	1.000	4.35E-4	0.345	0.097	5.17E-7	0.570	4.2E-6	0

Table 2.250: Top 4 most significant SLDs for gTLD 'duck'. The SLD list holds 56.953% of the entries found in the gTLD and 4.2E-6 of the total number of entries for the entire experiment. **count** represents the number of records found for the SLD (in parts per million). **sldDiv** is the raw count divided by the number of records of this gTLD dump file. **oR** is the ratio of raw count to the total number of records of the experiment.  **$\phi$ -sldDiv** represents the  $\phi$  percentile of sldDiv on the entire data-set. **a-srcDiv** is the cumulative srcDiv variable. **a-oR** is the cumulative oR.



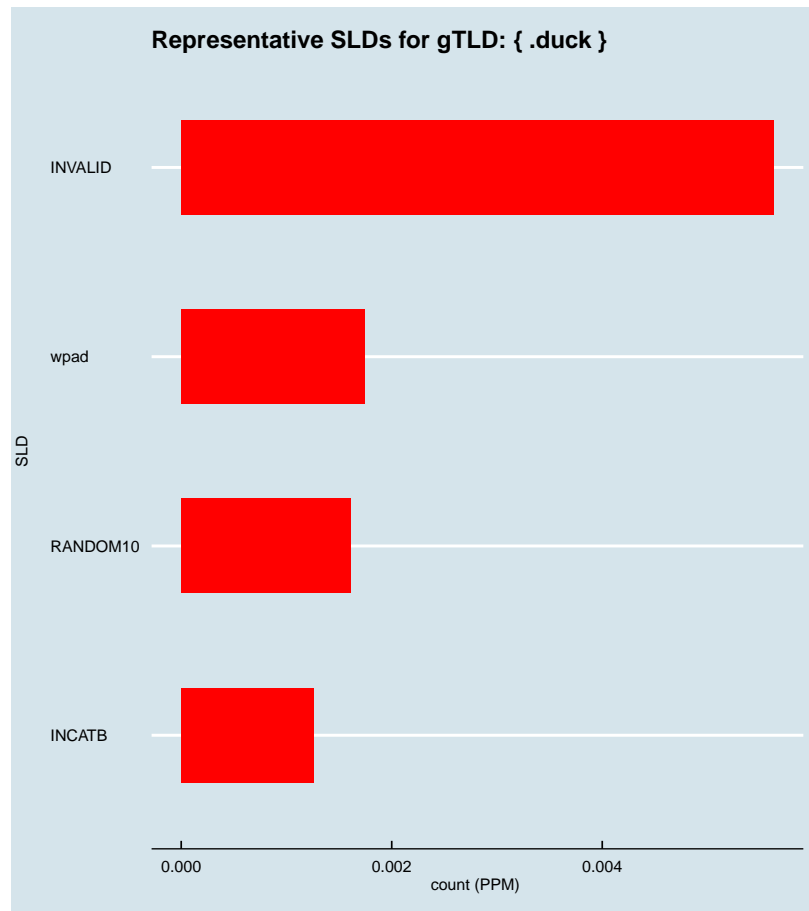


Figure 2.499: Representative SLDs for gTLD: { .duck }. The  $x$  axis displays number of times (in parts per million) the corresponding SLD ( $y$  axis) was found in the gTLD.

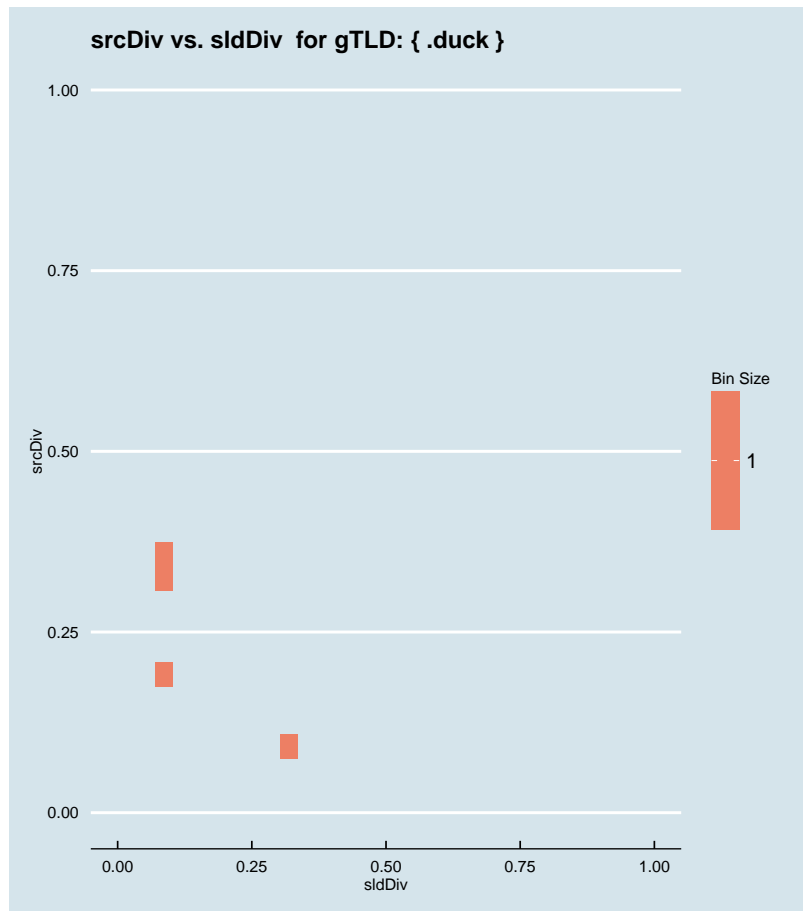


Figure 2.500: Binned scatter-plot of srcDiv and sldDiv for gTLD: { .duck }.

⚡ 2.353 Representative SLDs for gTLD: { .dunlop }

In this section, we collect representative SLDs related to gTLD: 'dunlop'. We found 0 unique SLDs after filtering. A total of 0 records were considered representative and they are 0.000% of the gTLD dump. Since the total number of records for this gTLD is 0, there are 0 non-representative records (NRep). In addition, this set comprises 0E0 of the entire data-set.

```
► { .dunlop }
Total SLDs: 0
a-sldDiv: 0.000%
a-oR: 0.000%
NRep: 0
```

⚡ 2.354 Representative SLDs for gTLD: { .duns }

In this section, we collect representative SLDs related to gTLD: 'duns'. We found 0

```
► { .duns }
Total SLDs: 0
a-sldDiv: 0.000%
a-oR: 0.000%
NRep: 0
```

unique SLDs after filtering. A total of 0 records were considered representative and they are 0.000% of the gTLD dump. Since the total number of records for this gTLD is 0, there are 0 non-representative records (NRep). In addition, this set comprises 0E0 of the entire data-set.

### :: 2.355 Representative SLDs for gTLD: {.dupont}

In this section, we collect representative SLDs related to gTLD: 'dupont'. We found 3 unique SLDs after filtering. A total of 9764 records were considered representative and they are 48.888% of the gTLD dump. Since the total number of records for this gTLD is 9764, there are 0 non-representative records (NRep). In addition, this set comprises 4E−6 of the entire data-set. Table 2.251 shows the corresponding SLDs ordered by the level of importance. Figure 2.501 shows the record count (PPM) for each representative SLD. Figure 2.502 shows the binned scatter-plot of srcDiv and sldDiv.

▶ {.dupont}  
Total SLDs: 3  
a-sldDiv: 48.888%  
a-oR: 0.000%  
NRep: 0

Individual SLD descriptors for gTLD: {.dupont}										
SLD	count	sldDiv	$\phi$ -sldDiv	ipcount	srcDiv	$\phi$ -srcDiv	oR	a-srcDiv	a-oR	rem
INCATB	0.004	0.179	1.000	3.8E−4	0.107	0.019	1.46E−6	0.179	1.46E−6	6198
usa	0.003	0.174	1.000	0.001	0.417	0.116	1.42E−6	0.353	2.89E−6	2722
INVALID	0.003	0.136	1.000	1.3E−4	0.048	0.006	1.12E−6	0.489	4E−6	0

Table 2.251: Top 3 most significant SLDs for gTLD 'dupont'. The SLD list holds 48.888% of the entries found in the gTLD and 4E−6 of the total number of entries for the entire experiment. **count** represents the number of records found for the SLD (in parts per million). **sldDiv** is the raw count divided by the number of records of this gTLD dump file. **oR** is the ratio of raw count to the total number of records of the experiment.  **$\phi$ -sldDiv** represents the  $\phi$  percentile of sldDiv on the entire data-set. **a-srcDiv** is the cumulative srcDiv variable. **a-oR** is the cumulative oR.

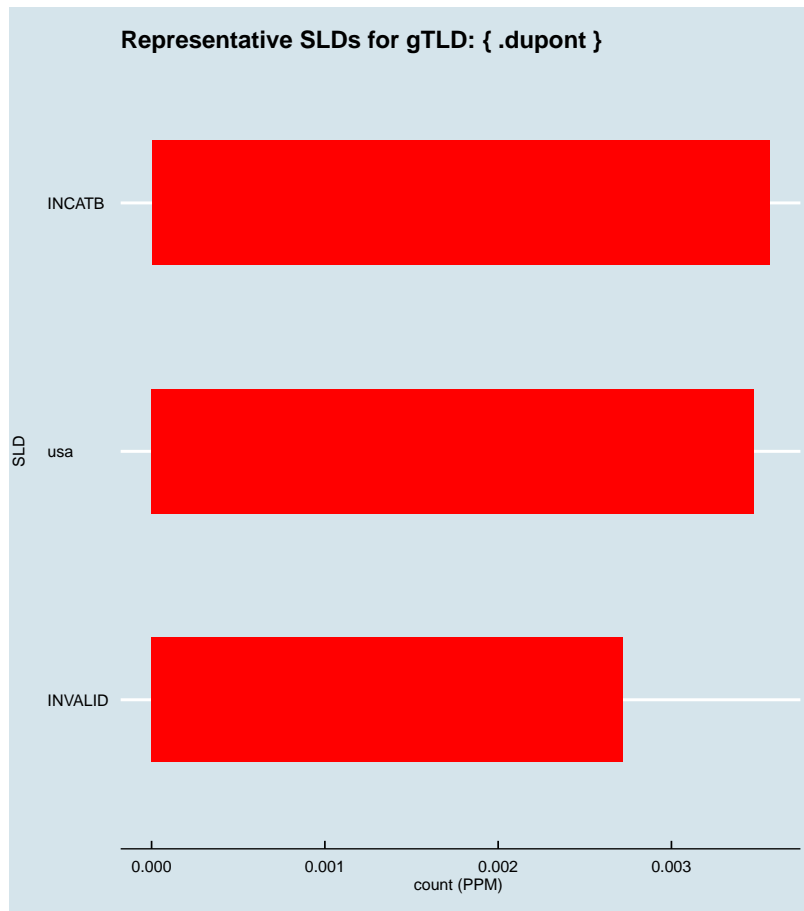


Figure 2.501: Representative SLDs for gTLD: { .dupont}. The *x* axis displays number of times (in parts per million) the corresponding SLD (*y* axis) was found in the gTLD.

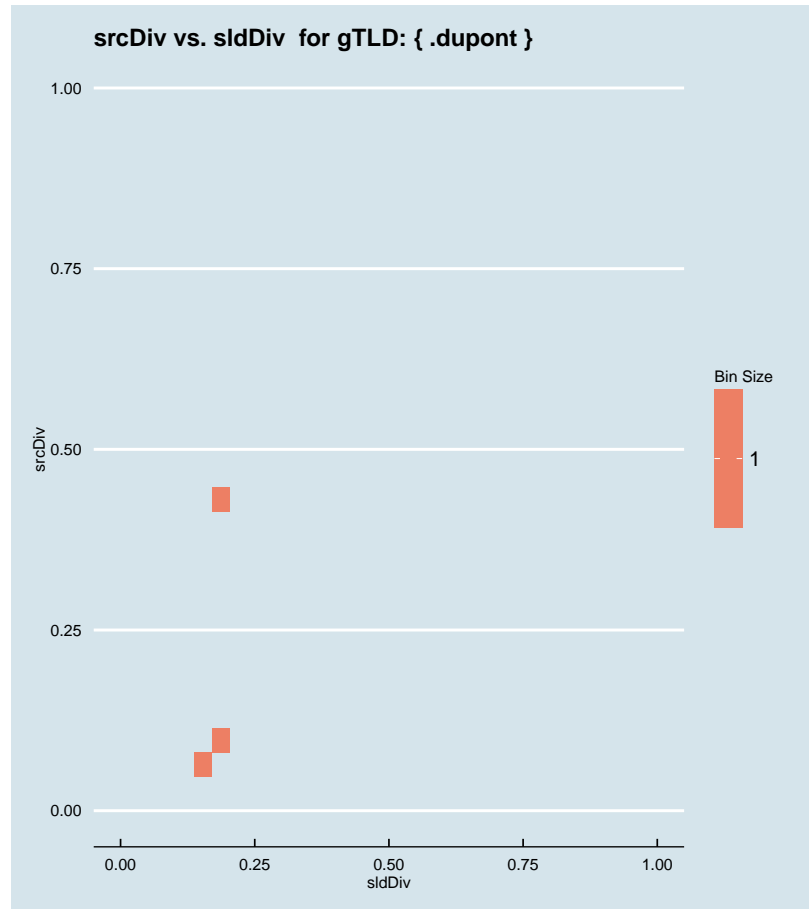


Figure 2.502: Binned scatter-plot of srcDiv and sldDiv for gTLD: { .dupont}.

### :: 2.356 Representative SLDs for gTLD: { .durban }

In this section, we collect representative SLDs related to gTLD: 'durban'. We found 3 unique SLDs after filtering. A total of 8160 records were considered representative and they are 65.437% of the gTLD dump. Since the total number of records for this gTLD is 8160, there are 0 non-representative records (NRep). In addition, this set comprises 3.34E-6 of the entire data-set. Table 2.252 shows the corresponding SLDs ordered by the level of importance. Figure 2.503 shows the record count (PPM) for each representative SLD. Figure 2.504 shows the binned scatter-plot of srcDiv and sldDiv.

► { .durban }  
Total SLDs: 3  
a-sldDiv: 65.437%  
a-oR: 0.000%  
NRep: 0



Individual SLD descriptors for gTLD: {.durban}										
SLD	count	sldDiv	$\phi$ -sldDiv	ipcount	srcDiv	$\phi$ -srcDiv	oR	a-srcDiv	a-oR	rem
proxy	0.004	0.349	1.000	8E-6	0.002	4.49E-5	1.78E-6	0.349	1.78E-6	3812
tcoe	0.002	0.200	1.000	8E-6	0.003	1.04E-4	1.02E-6	0.548	2.8E-6	1323
INCATF	0.001	0.106	1.000	4.6E-5	0.035	0.003	5.42E-7	0.654	3.34E-6	0

Table 2.252: Top 3 most significant SLDs for gTLD 'durban'. The SLD list holds 65.437% of the entries found in the gTLD and 3.34E-6 of the total number of entries for the entire experiment. **count** represents the number of records found for the SLD (in parts per million). **sldDiv** is the raw count divided by the number of records of this gTLD dump file. **oR** is the ratio of raw count to the total number of records of the experiment.  **$\phi$ -sldDiv** represents the  $\phi$  percentile of sldDiv on the entire data-set. **a-srcDiv** is the cumulative srcDiv variable. **a-oR** is the cumulative oR.

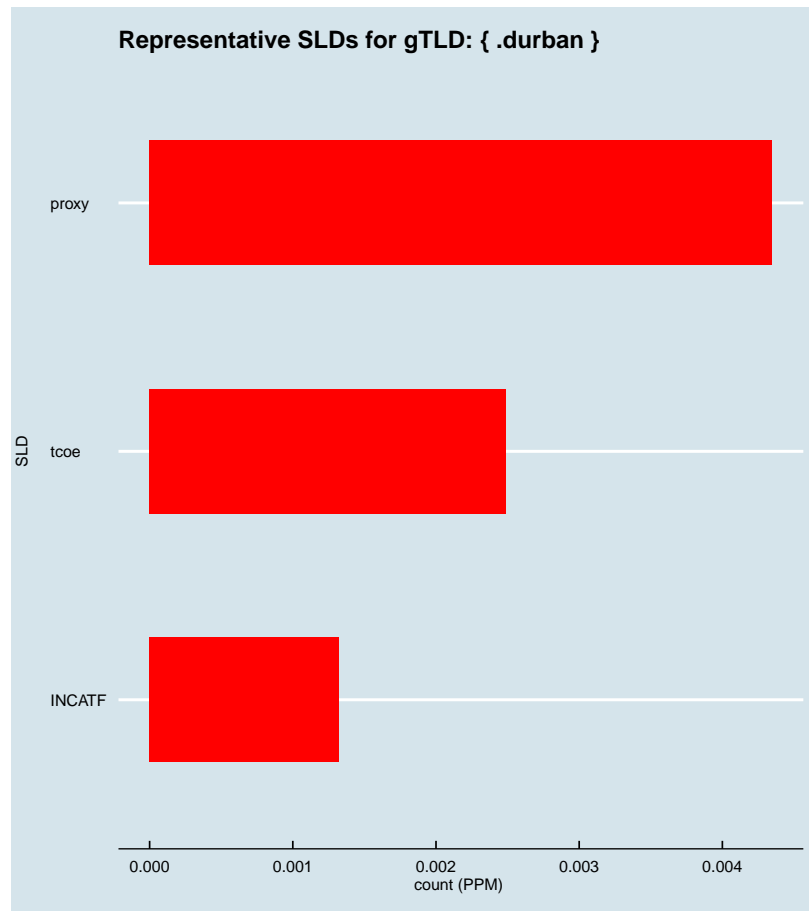


Figure 2.503: Representative SLDs for gTLD: { .durban }. The  $x$  axis displays number of times (in parts per million) the corresponding SLD ( $y$  axis) was found in the gTLD.

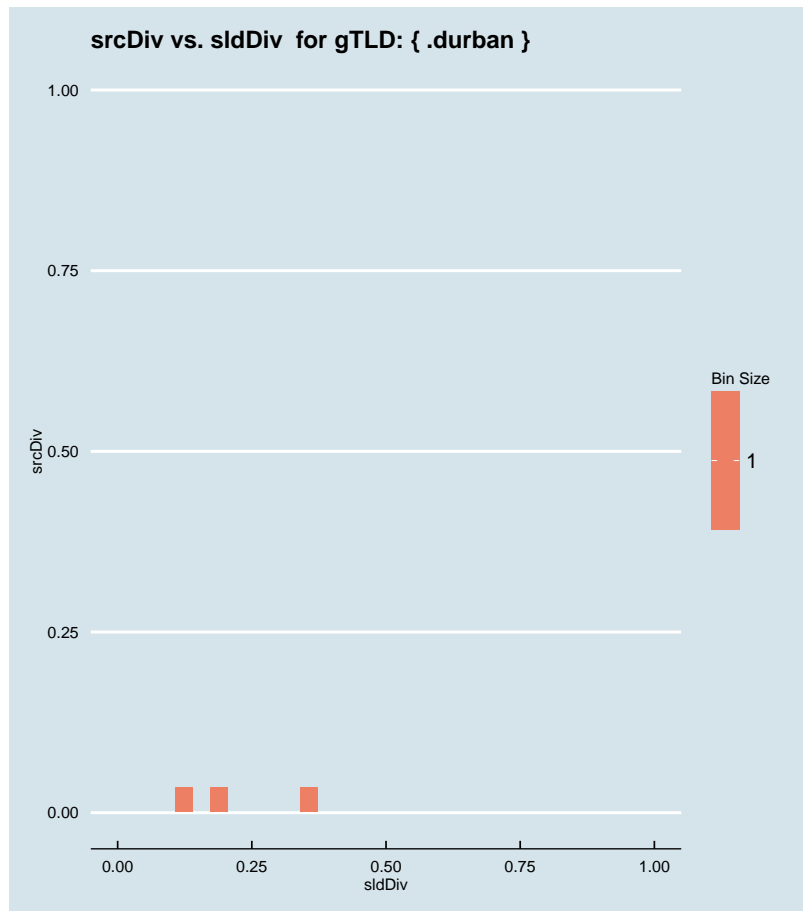


Figure 2.504: Binned scatter-plot of srcDiv and sldDiv for gTLD: { .durban}.

### :: 2.357 Representative SLDs for gTLD: { .dvag }

In this section, we collect representative SLDs related to gTLD: 'dvag'. We found 1 unique SLDs after filtering. A total of 2822 records were considered representative and they are 40.988% of the gTLD dump. Since the total number of records for this gTLD is 2822, there are 0 non-representative records (NRep). In addition, this set comprises 1.16E−6 of the entire data-set. Table 2.253 shows the corresponding SLDs ordered by the level of importance. Figure 2.505 shows the record count (PPM) for each representative SLD. Figure 2.506 shows the binned scatter-plot of srcDiv and sldDiv.

► { .dvag }  
 Total SLDs: 1  
 a-sldDiv: 40.988%  
 a-oR: 0.000%  
 NRep: 0



Individual SLD descriptors for gTLD: {dvag}										
SLD	count	sldDiv	$\phi$ -sldDiv	ipcount	srcDiv	$\phi$ -srcDiv	oR	a-srcDiv	a-oR	rem
INVALID	0.003	0.410	1.000	5.3E-5	0.019	0.001	1.16E-6	0.410	1.16E-6	0

Table 2.253: Top 1 most significant SLDs for gTLD 'dvag'. The SLD list holds 40.988% of the entries found in the gTLD and 1.16E-6 of the total number of entries for the entire experiment. **count** represents the number of records found for the SLD (in parts per million). **sldDiv** is the raw count divided by the number of records of this gTLD dump file. **oR** is the ratio of raw count to the total number of records of the experiment.  **$\phi$ -sldDiv** represents the  $\phi$  percentile of sldDiv on the entire data-set. **a-srcDiv** is the cumulative srcDiv variable. **a-oR** is the cumulative oR.




Figure 2.505: Representative SLDs for gTLD: { .dvag}. The *x* axis displays number of times (in parts per million) the corresponding SLD (*y* axis) was found in the gTLD.

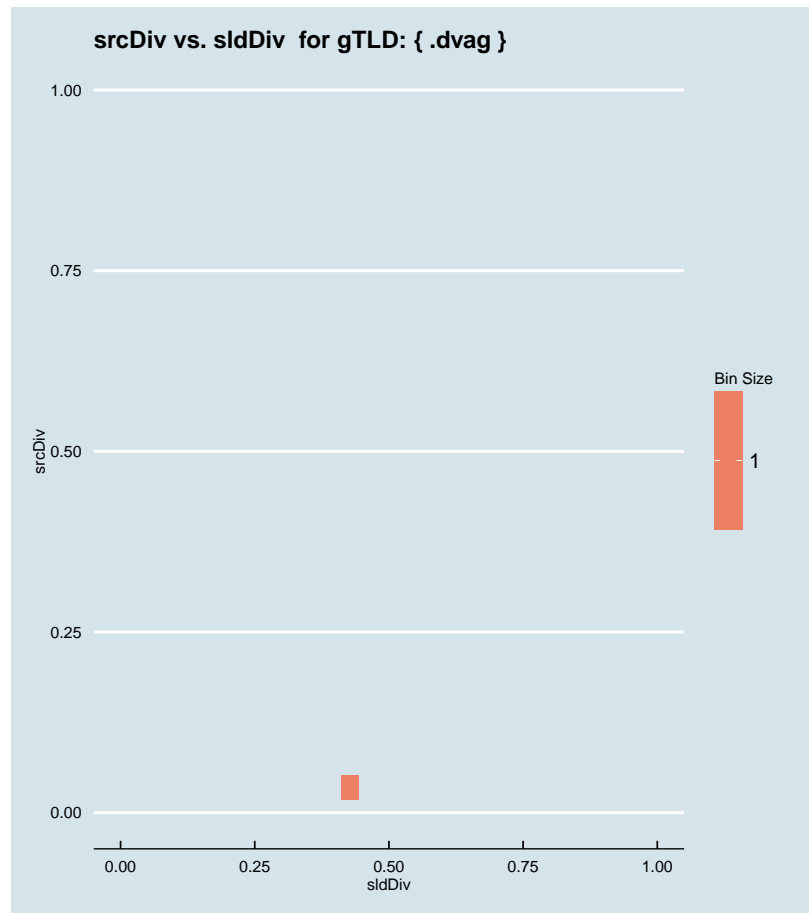


Figure 2.506: Binned scatter-plot of srcDiv and sldDiv for gTLD: { .dvag}.

### :: 2.358 Representative SLDs for gTLD: { .dvr }

In this section, we collect representative SLDs related to gTLD: 'dvr'. We found 7 unique SLDs after filtering. A total of 35206 records were considered representative and they are 77.901% of the gTLD dump. Since the total number of records for this gTLD is 35206, there are 0 non-representative records (NRep). In addition, this set comprises  $1.44E-5$  of the entire data-set. Table 2.254 shows the corresponding SLDs ordered by the level of importance. Figure 2.507 shows the record count (PPM) for each representative SLD. Figure 2.508 shows the binned scatter-plot of srcDiv and sldDiv.

► { .dvr }  
Total SLDs: 7  
a-sldDiv: 77.901%  
a-oR: 0.001%  
NRep: 0

Individual SLD descriptors for gTLD: {dvr}										
SLD	count	sldDiv	$\phi$ -sldDiv	ipcount	srcDiv	$\phi$ -srcDiv	oR	a-srcDiv	a-oR	rem
INCATB	0.012	0.268	1.000	6.83E-4	0.056	0.007	4.97E-6	0.268	4.97E-6	23089
RANDOM13	0.005	0.117	1.000	7.16E-4	0.135	0.026	2.17E-6	0.385	7.14E-6	17794
INVALID	0.005	0.110	1.000	8.43E-4	0.169	0.037	2.05E-6	0.496	9.18E-6	12801
RANDOM10	0.004	0.088	1.000	5.65E-4	0.142	0.027	1.63E-6	0.584	1.08E-5	8825
wpad	0.003	0.072	1.000	9.36E-4	0.289	0.074	1.33E-6	0.655	1.21E-5	5588
h264	0.003	0.069	1.000	4.12E-4	0.133	0.025	1.27E-6	0.724	1.34E-5	2487
isatap	0.002	0.055	1.000	7.99E-4	0.321	0.081	1.02E-6	0.779	1.44E-5	0

Table 2.254: Top 7 most significant SLDs for gTLD 'dvr'. The SLD list holds 77.901% of the entries found in the gTLD and  $1.44E-5$  of the total number of entries for the entire experiment. **count** represents the number of records found for the SLD (in parts per million). **sldDiv** is the raw count divided by the number of records of this gTLD dump file. **oR** is the ratio of raw count to the total number of records of the experiment.  **$\phi$ -sldDiv** represents the  $\phi$  percentile of sldDiv on the entire data-set. **a-srcDiv** is the cumulative srcDiv variable. **a-oR** is the cumulative oR.

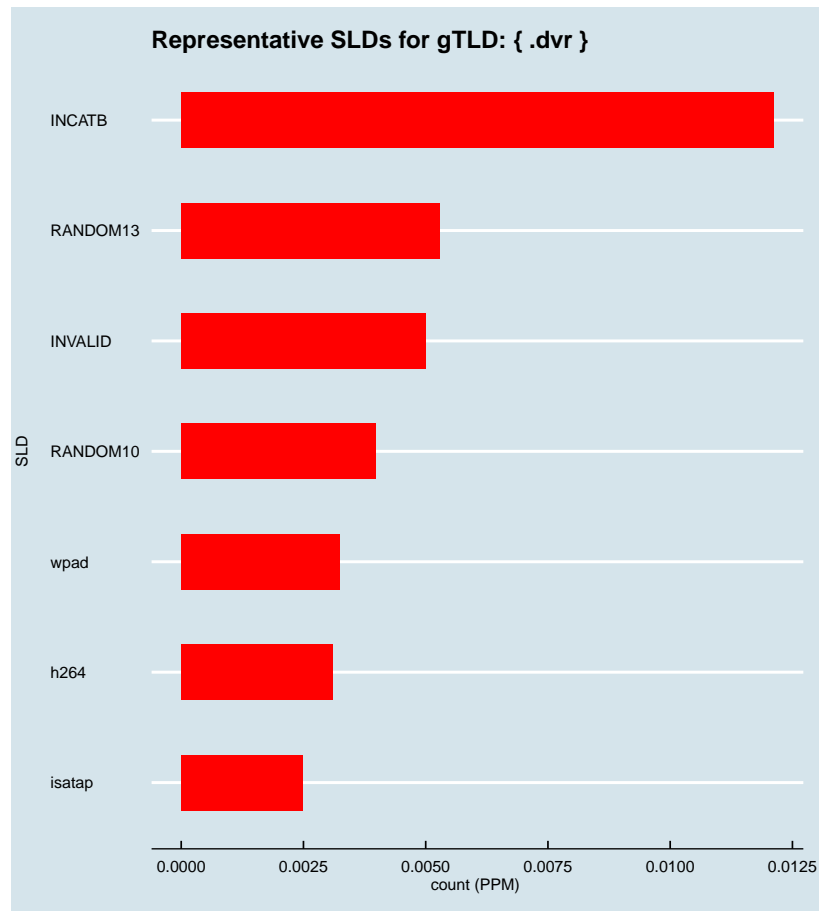


Figure 2.507: Representative SLDs for gTLD: { .dvr }. The  $x$  axis displays number of times (in parts per million) the corresponding SLD ( $y$  axis) was found in the gTLD.

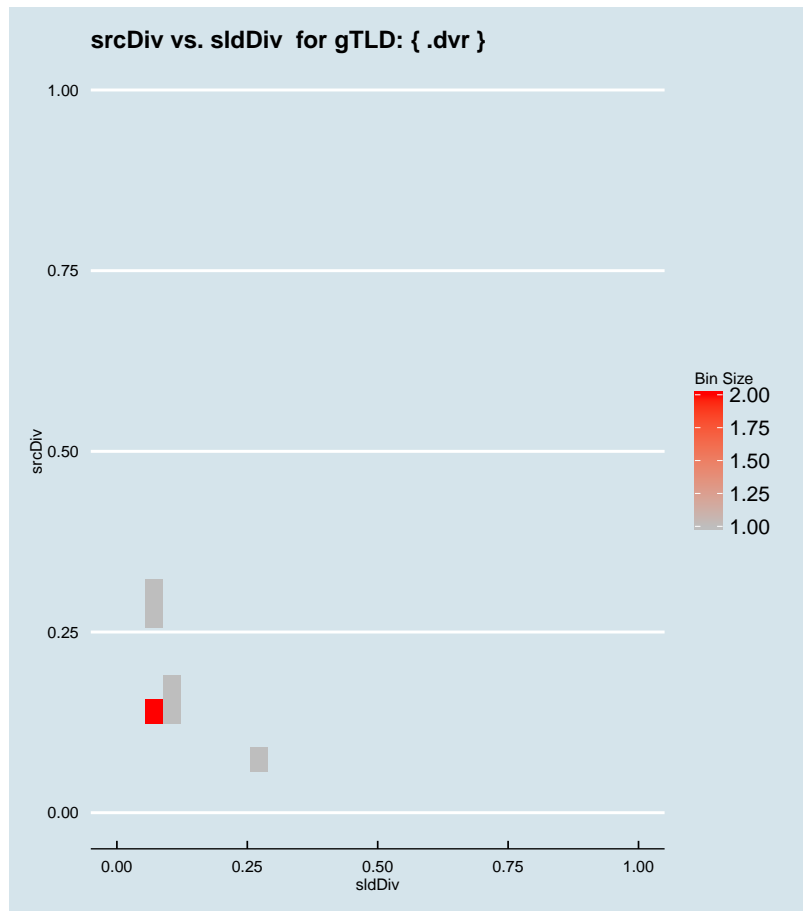


Figure 2.508: Binned scatter-plot of srcDiv and sldDiv for gTLD: { .dvr}.

### :: 2.359 Representative SLDs for gTLD: { .dwg }

In this section, we collect representative SLDs related to gTLD: 'dwg'. We found 1 unique SLDs after filtering. A total of 1944 records were considered representative and they are 24.474% of the gTLD dump. Since the total number of records for this gTLD is 1944, there are 0 non-representative records (NRep). In addition, this set comprises  $7.97E-7$  of the entire data-set. Table 2.255 shows the corresponding SLDs ordered by the level of importance. Figure 2.509 shows the record count (PPM) for each representative SLD. Figure 2.510 shows the binned scatter-plot of srcDiv and sldDiv.

► { .dwg }  
 Total SLDs: 1  
 a-sldDiv: 24.474%  
 a-oR: 0.000%  
 NRep: 0

Individual SLD descriptors for gTLD: {.dwg}										
SLD	count	sldDiv	$\phi$ -sldDiv	ipcount	srcDiv	$\phi$ -srcDiv	oR	a-srcDiv	a-oR	rem
INVALID	0.002	0.245	1.000	6.63E-4	0.341	0.096	7.97E-7	0.245	7.97E-7	0

Table 2.255: Top 1 most significant SLDs for gTLD '.dwg'. The SLD list holds 24.474% of the entries found in the gTLD and 7.97E-7 of the total number of entries for the entire experiment. **count** represents the number of records found for the SLD (in parts per million). **sldDiv** is the raw count divided by the number of records of this gTLD dump file. **oR** is the ratio of raw count to the total number of records of the experiment.  **$\phi$ -sldDiv** represents the  $\phi$  percentile of sldDiv on the entire data-set. **a-srcDiv** is the cumulative srcDiv variable. **a-oR** is the cumulative oR.

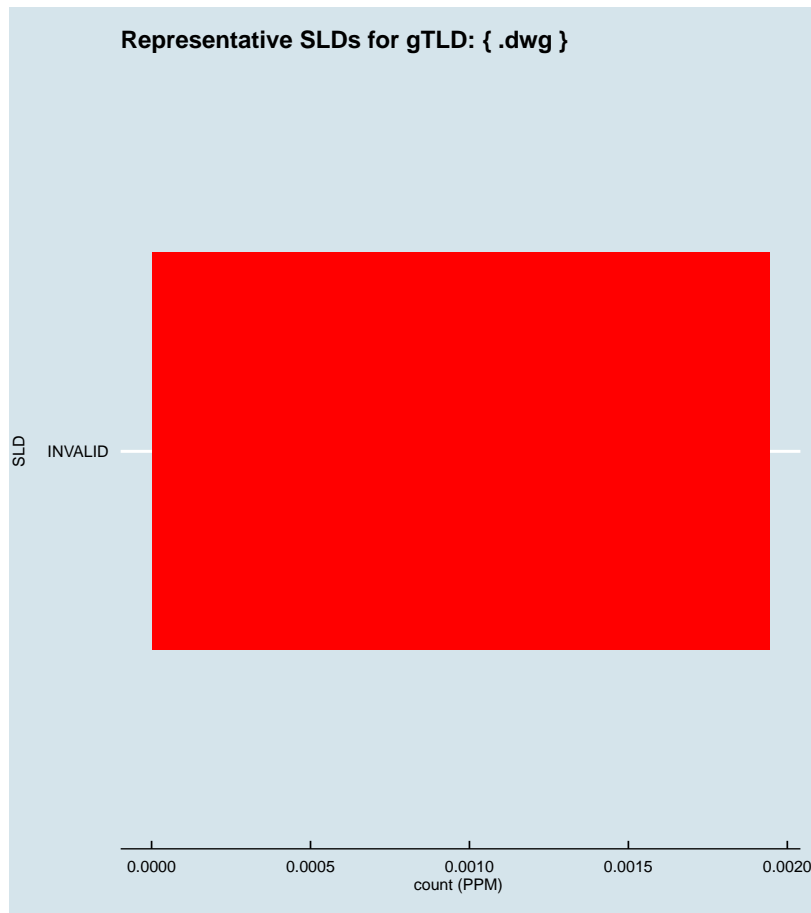


Figure 2.509: Representative SLDs for gTLD: { .dwg}. The  $x$  axis displays number of times (in parts per million) the corresponding SLD ( $y$  axis) was found in the gTLD.



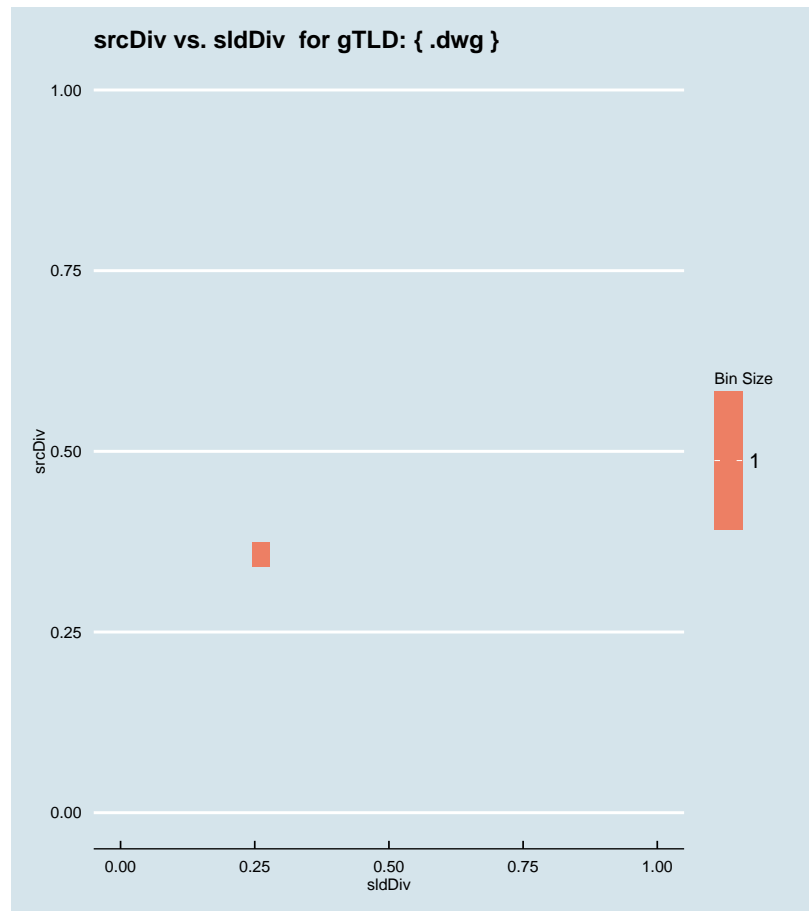


Figure 2.510: Binned scatter-plot of srcDiv and sldDiv for gTLD: { .dwg }.

### :: 2.360 Representative SLDs for gTLD: { .earth }

In this section, we collect representative SLDs related to gTLD: 'earth'. We found 12 unique SLDs after filtering. A total of 266831 records were considered representative and they are 93.448% of the gTLD dump. Since the total number of records for this gTLD is 266831, there are 0 non-representative records (NRep). In addition, this set comprises  $1.09E-4$  of the entire data-set. Table 2.256 shows the corresponding SLDs ordered by the level of importance. Figure 2.511 shows the record count (PPM) for each representative SLD. Figure 2.512 shows the binned scatter-plot of srcDiv and sldDiv.

► { .earth }  
Total SLDs: 12  
a-sldDiv: 93.448%  
a-oR: 0.011%  
NRep: 0

Individual SLD descriptors for gTLD: {earth}										
SLD	count	sldDiv	$\phi$ -sldDiv	ipcount	srcDiv	$\phi$ -srcDiv	oR	a-srcDiv	a-oR	rem
teo	0.152	0.532	1.000	0.003	0.021	0.002	6.22E-5	0.532	6.22E-5	115060
INCATF	0.035	0.123	1.000	0.003	0.076	0.011	1.44E-5	0.654	7.66E-5	80004
RANDOM13	0.015	0.052	1.000	0.001	0.080	0.012	6.06E-6	0.706	8.26E-5	65225
INVALID	0.014	0.050	1.000	0.001	0.102	0.018	5.79E-6	0.756	8.84E-5	51085
INCATD	0.011	0.040	1.000	0.001	0.106	0.018	4.67E-6	0.795	9.31E-5	39701
INCATC	0.008	0.028	0.999	0.004	0.487	0.130	3.27E-6	0.823	9.63E-5	31730
INCATB	0.008	0.027	0.999	0.001	0.151	0.031	3.18E-6	0.850	9.95E-5	23981
RANDOM10	0.007	0.026	0.999	0.001	0.158	0.032	3.04E-6	0.876	1.03E-4	16559
middle	0.007	0.026	0.999	0.001	0.147	0.030	3.04E-6	0.902	1.06E-4	9138
wpad	0.004	0.013	0.999	8.72E-4	0.240	0.056	1.49E-6	0.915	1.07E-4	5503
isatap	0.003	0.010	0.999	8.35E-4	0.295	0.076	1.16E-6	0.925	1.08E-4	2675
planet	0.003	0.009	0.999	4.23E-4	0.158	0.033	1.1E-6	0.934	1.09E-4	0

Table 2.256: Top 12 most significant SLDs for gTLD 'earth'. The SLD list holds 93.448% of the entries found in the gTLD and 1.09E-4 of the total number of entries for the entire experiment. **count** represents the number of records found for the SLD (in parts per million). **sldDiv** is the raw count divided by the number of records of this gTLD dump file. **oR** is the ratio of raw count to the total number of records of the experiment.  $\phi$ -**sldDiv** represents the  $\phi$  percentile of sldDiv on the entire data-set. **a-srcDiv** is the cumulative srcDiv variable. **a-oR** is the cumulative oR.

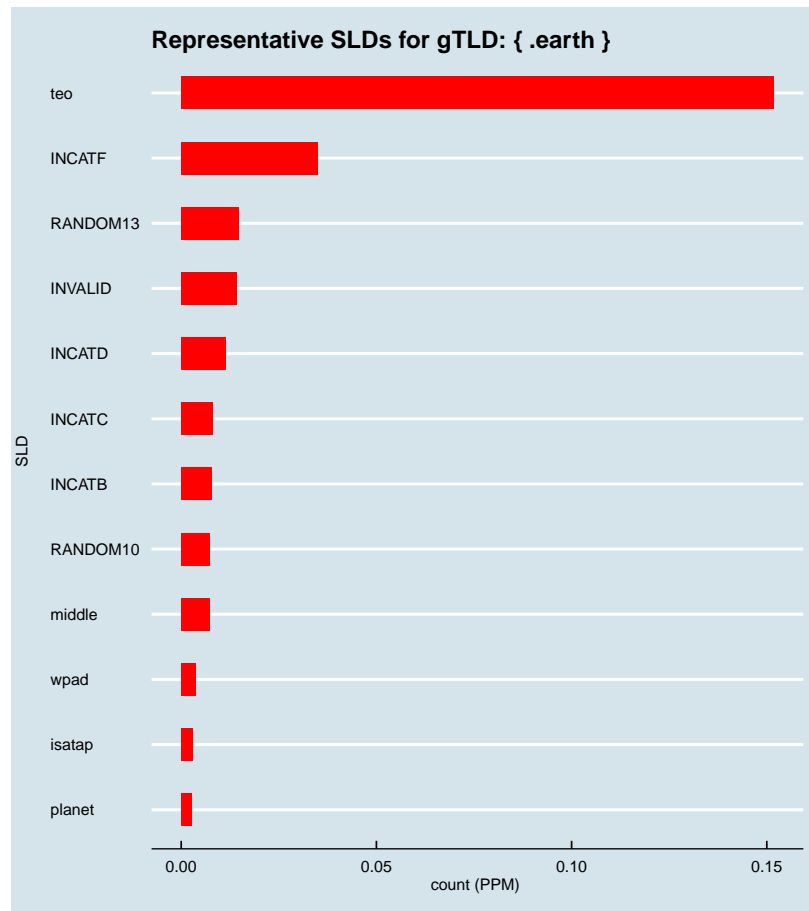


Figure 2.511: Representative SLDs for gTLD: { .earth}. The  $x$  axis displays number of times (in parts per million) the corresponding SLD ( $y$  axis) was found in the gTLD.

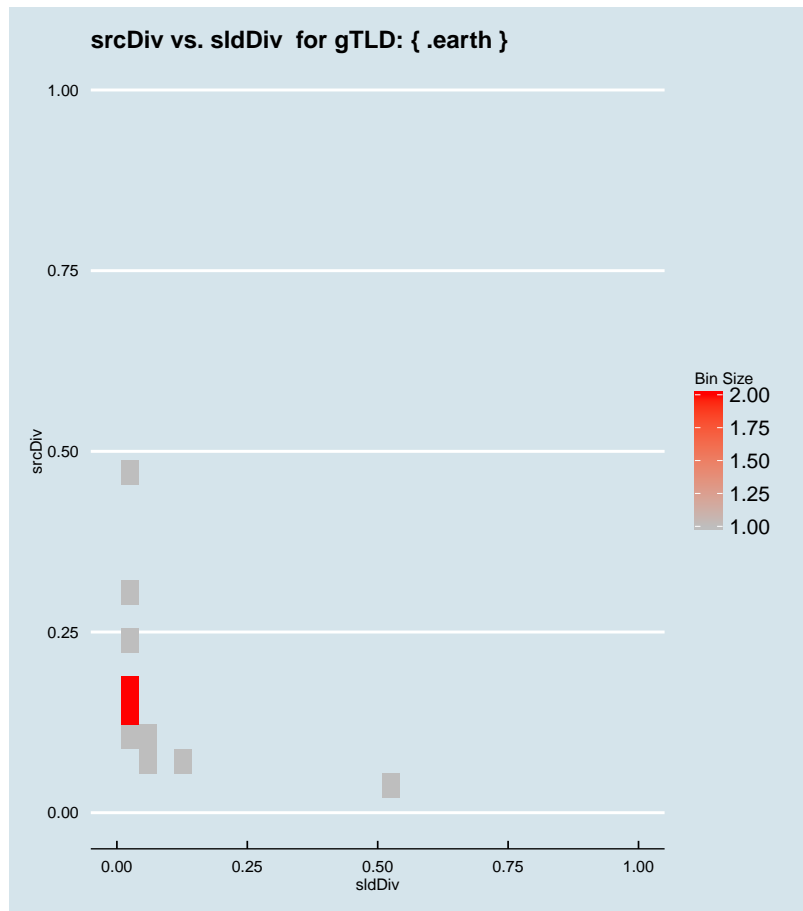


Figure 2.512: Binned scatter-plot of srcDiv and sldDiv for gTLD: { .earth }.

### :: 2.361 Representative SLDs for gTLD: { .eat }

In this section, we collect representative SLDs related to gTLD: 'eat'. We found 2 unique SLDs after filtering. A total of 4468 records were considered representative and they are 35.209% of the gTLD dump. Since the total number of records for this gTLD is 4468, there are 0 non-representative records (NRep). In addition, this set comprises  $1.83E-6$  of the entire data-set. Table 2.257 shows the corresponding SLDs ordered by the level of importance. Figure 2.513 shows the record count (PPM) for each representative SLD. Figure 2.514 shows the binned scatter-plot of srcDiv and sldDiv.

► { .eat }  
 Total SLDs: 2  
 a-sldDiv: 35.209%  
 a-oR: 0.000%  
 NRep: 0

Individual SLD descriptors for gTLD: {eat}										
SLD	count	sldDiv	$\phi$ -sldDiv	ipcount	srcDiv	$\phi$ -srcDiv	oR	a-srcDiv	a-oR	rem
googl	0.003	0.222	1.000	7.39E-4	0.262	0.067	1.15E-6	0.222	1.15E-6	1651
INVALID	0.002	0.130	1.000	1.19E-4	0.072	0.011	6.77E-7	0.352	1.83E-6	0

Table 2.257: Top 2 most significant SLDs for gTLD 'eat'. The SLD list holds 35.209% of the entries found in the gTLD and 1.83E-6 of the total number of entries for the entire experiment. **count** represents the number of records found for the SLD (in parts per million). **sldDiv** is the raw count divided by the number of records of this gTLD dump file. **oR** is the ratio of raw count to the total number of records of the experiment.  **$\phi$ -sldDiv** represents the  $\phi$  percentile of sldDiv on the entire data-set. **a-srcDiv** is the cumulative srcDiv variable. **a-oR** is the cumulative oR.

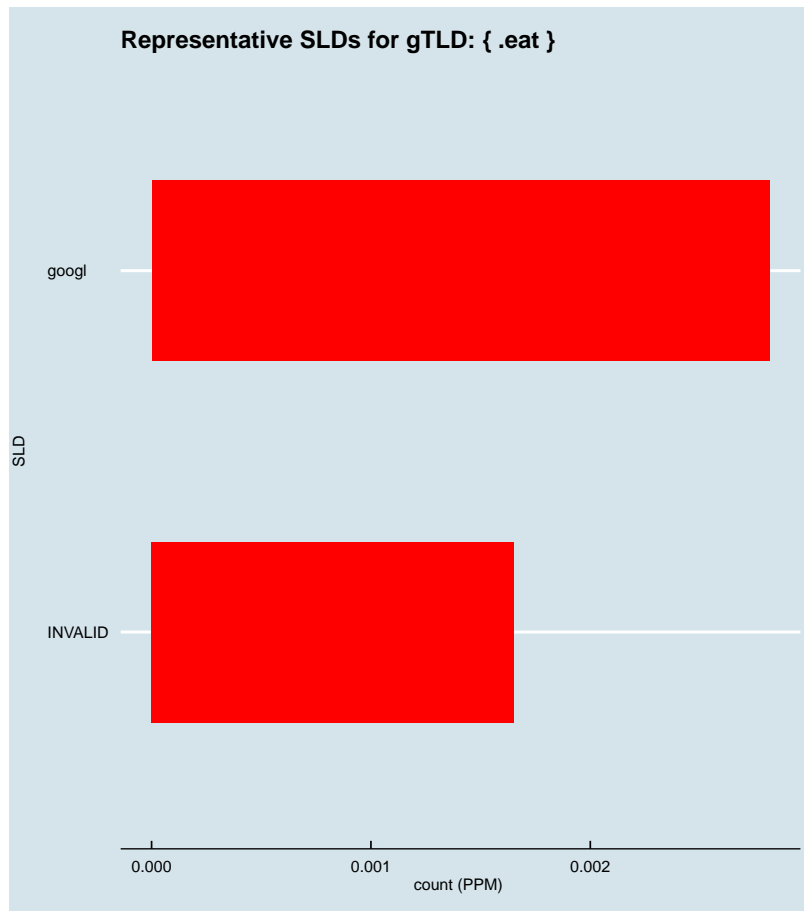


Figure 2.513: Representative SLDs for gTLD: { .eat}. The x axis displays number of times (in parts per million) the corresponding SLD (y axis) was found in the gTLD.

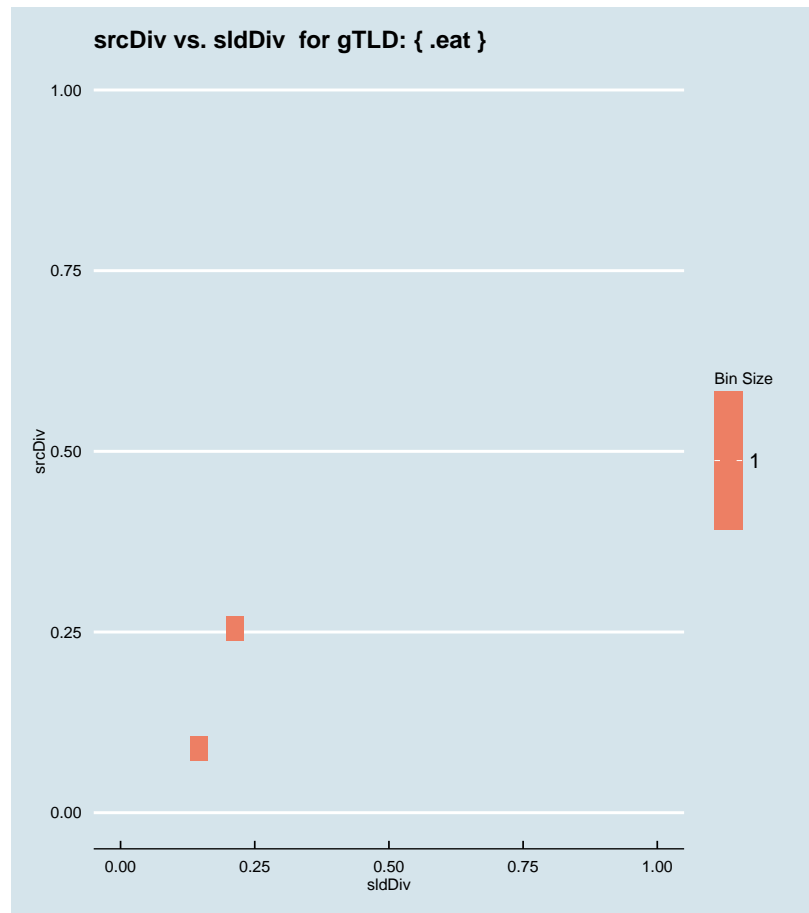


Figure 2.514: Binned scatter-plot of srcDiv and sldDiv for gTLD: { .eat }.

### :: 2.362 Representative SLDs for gTLD: { .eco }

In this section, we collect representative SLDs related to gTLD: 'eco'. We found 15 unique SLDs after filtering. A total of 97059 records were considered representative and they are 79.787% of the gTLD dump. Since the total number of records for this gTLD is 97059, there are 0 non-representative records (NRep). In addition, this set comprises  $3.98E-5$  of the entire data-set. Table 2.258 shows the corresponding SLDs ordered by the level of importance. Figure 2.515 shows the record count (PPM) for each representative SLD. Figure 2.516 shows the binned scatter-plot of srcDiv and sldDiv.

► { .eco }  
Total SLDs: 15  
a-sldDiv: 79.787%  
a-oR: 0.004%  
NRep: 0

Individual SLD descriptors for gTLD: {eco}										
SLD	count	sldDiv	$\phi$ -sldDiv	ipcount	srcDiv	$\phi$ -srcDiv	oR	a-srcDiv	a-oR	rem
internet	0.033	0.271	1.000	4E-6	1.21E-4	7.61E-7	1.35E-5	0.271	1.35E-5	64094
INCATF	0.011	0.093	1.000	0.001	0.103	0.018	4.63E-6	0.364	1.81E-5	52788
RANDOM13	0.011	0.091	1.000	7.94E-4	0.072	0.011	4.52E-6	0.455	2.27E-5	41759
fundacion	0.011	0.090	1.000	4.97E-4	0.046	0.005	4.47E-6	0.544	2.71E-5	30846
RANDOM10	0.005	0.045	1.000	5.28E-4	0.097	0.016	2.24E-6	0.589	2.94E-5	25384
INVALID	0.004	0.033	1.000	5.42E-4	0.133	0.025	1.67E-6	0.623	3.1E-5	21316
INCATB	0.004	0.033	1.000	7.92E-4	0.196	0.043	1.65E-6	0.656	3.27E-5	17280
INCATE	0.004	0.032	1.000	0.002	0.485	0.130	1.6E-6	0.688	3.43E-5	13376
INCATC	0.003	0.027	0.999	0.001	0.334	0.096	1.34E-6	0.715	3.56E-5	10096
INCATD	0.003	0.021	0.999	1.9E-4	0.075	0.011	1.04E-6	0.736	3.67E-5	7562
wpad	0.002	0.017	0.999	4.78E-4	0.231	0.055	8.47E-7	0.753	3.75E-5	5494
ziptrek	0.002	0.013	0.999	1.45E-4	0.093	0.015	6.37E-7	0.765	3.82E-5	3939
isatap	0.001	0.012	0.999	4.86E-4	0.329	0.082	6.06E-7	0.778	3.88E-5	2461
ecostampa	0.001	0.010	0.999	1.53E-4	0.124	0.023	5.06E-7	0.788	3.93E-5	1227
e-consult	0.001	0.010	0.999	1.35E-4	0.110	0.019	5.03E-7	0.798	3.98E-5	0

Table 2.258: Top 15 most significant SLDs for gTLD 'eco'. The SLD list holds 79.787% of the entries found in the gTLD and 3.98E-5 of the total number of entries for the entire experiment. **count** represents the number of records found for the SLD (in parts per million). **sldDiv** is the raw count divided by the number of records of this gTLD dump file. **oR** is the ratio of raw count to the total number of records of the experiment.  **$\phi$ -sldDiv** represents the  $\phi$  percentile of sldDiv on the entire data-set. **a-srcDiv** is the cumulative srcDiv variable. **a-oR** is the cumulative oR.



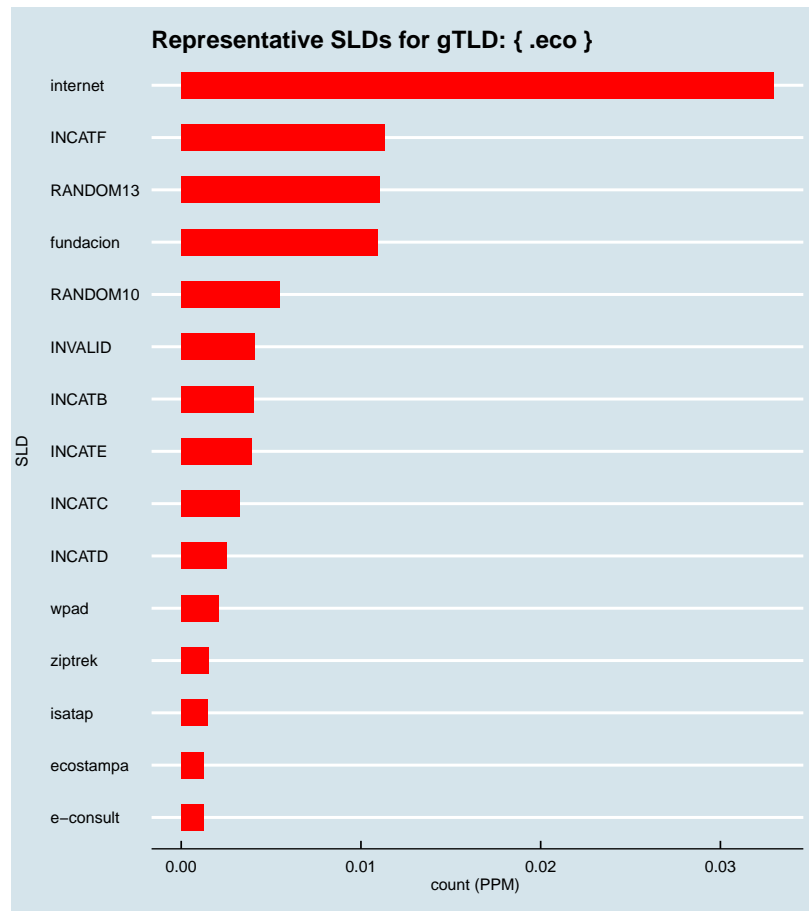


Figure 2.515: Representative SLDs for gTLD: { .eco}. The x axis displays number of times (in parts per million) the corresponding SLD (y axis) was found in the gTLD.

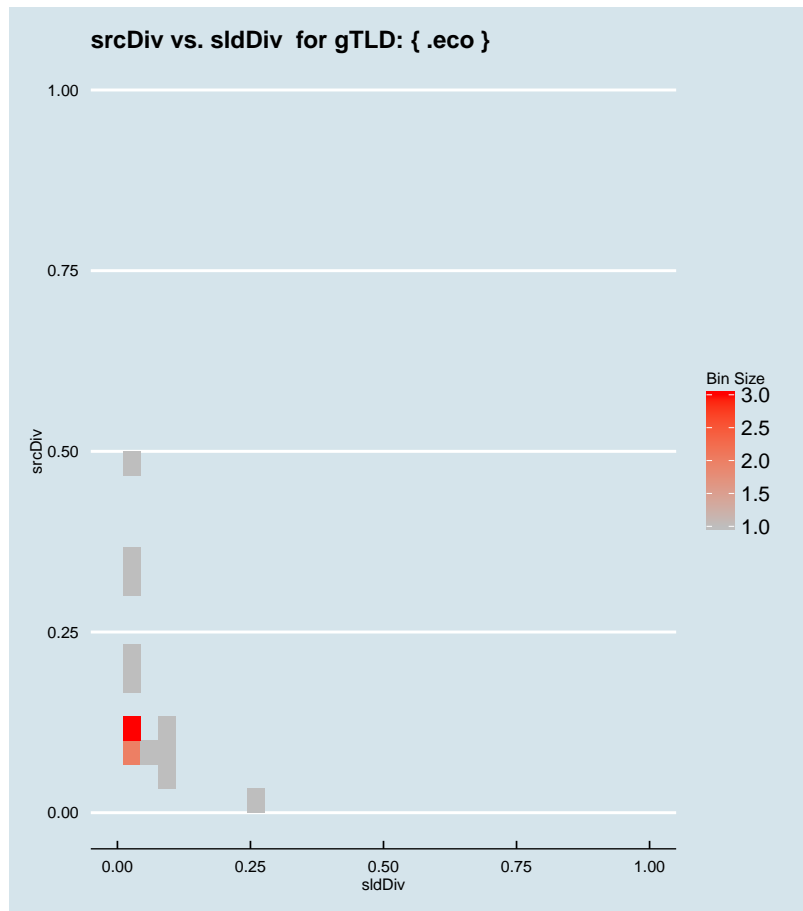


Figure 2.516: Binned scatter-plot of srcDiv and sldDiv for gTLD: { .eco }.

### :: 2.363 Representative SLDs for gTLD: { .ecom }

In this section, we collect representative SLDs related to gTLD: 'ecom'. We found 21 unique SLDs after filtering. A total of 849026 records were considered representative and they are 94.329% of the gTLD dump. Since the total number of records for this gTLD is 849026, there are 0 non-representative records (NRep). In addition, this set comprises  $3.48E-4$  of the entire data-set. Table 2.259 shows the corresponding SLDs ordered by the level of importance. Figure 2.517 shows the record count (PPM) for each representative SLD. Figure 2.518 shows the binned scatter-plot of srcDiv and sldDiv.

► { .ecom }  
 Total SLDs: 21  
 a-sldDiv: 94.329%  
 a-oR: 0.035%  
 NRep: 0

Individual SLD descriptors for gTLD: {ecom}										
SLD	count	sldDiv	$\phi$ -sldDiv	ipcount	srcDiv	$\phi$ -srcDiv	oR	a-srcDiv	a-oR	rem
ecomdomz	0.286	0.318	1.000	0.001	0.004	1.54E-4	1.17E-4	0.318	1.17E-4	562870
RANDOM13	0.169	0.188	1.000	0.002	0.010	5E-4	6.94E-5	0.506	1.87E-4	393593
googl	0.092	0.102	1.000	0.026	0.284	0.071	3.77E-5	0.608	2.24E-4	301496
ecomdom	0.067	0.074	1.000	0.001	0.018	0.001	2.75E-5	0.683	2.52E-4	234467
INCATC	0.047	0.052	1.000	0.015	0.319	0.081	1.92E-5	0.735	2.71E-4	187556
INCATB	0.044	0.049	1.000	0.001	0.030	0.003	1.82E-5	0.784	2.89E-4	143090
INCATD	0.025	0.028	0.999	0.001	0.052	0.006	1.03E-5	0.812	3E-4	117855
RANDOM10	0.022	0.025	0.999	0.003	0.136	0.026	9.05E-6	0.837	3.09E-4	95777
tpe	0.021	0.024	0.999	7.13E-4	0.033	0.003	8.8E-6	0.861	3.17E-4	74306
INVALID	0.016	0.018	0.999	5.97E-4	0.036	0.004	6.76E-6	0.879	3.24E-4	57809
INCATF	0.016	0.017	0.999	0.002	0.097	0.016	6.45E-6	0.897	3.31E-4	42076
porntub	0.010	0.011	0.999	0.004	0.419	0.116	4.17E-6	0.908	3.35E-4	31906
youtub	0.009	0.010	0.999	0.005	0.525	0.179	3.74E-6	0.918	3.39E-4	22787
INCATK	0.006	0.006	0.999	0.001	0.208	0.049	2.38E-6	0.924	3.41E-4	16979
otplus	0.004	0.004	0.999	5.02E-4	0.125	0.024	1.64E-6	0.929	3.43E-4	12965
goolg	0.004	0.004	0.998	0.002	0.634	0.205	1.49E-6	0.933	3.44E-4	9325
liv	0.003	0.003	0.998	0.001	0.422	0.117	1.08E-6	0.936	3.45E-4	6696
SHORTSLD	0.002	0.003	0.998	0.001	0.444	0.122	9.69E-7	0.938	3.46E-4	4332
facebook	0.001	0.002	0.997	0.001	0.699	0.235	6.12E-7	0.940	3.47E-4	2838
orlich-caf...	0.001	0.002	0.997	4.4E-5	0.030	0.003	6E-7	0.942	3.47E-4	1375
crica	0.001	0.002	0.997	2.9E-5	0.021	0.002	5.63E-7	0.943	3.48E-4	0

Table 2.259: Top 21 most significant SLDs for gTLD 'ecom'. The SLD list holds 94.329% of the entries found in the gTLD and 3.48E-4 of the total number of entries for the entire experiment. **count** represents the number of records found for the SLD (in parts per million). **sldDiv** is the raw count divided by the number of records of this gTLD dump file. **oR** is the ratio of raw count to the total number of records of the experiment.  **$\phi$ -sldDiv** represents the  $\phi$  percentile of sldDiv on the entire data-set. **a-srcDiv** is the cumulative srcDiv variable. **a-oR** is the cumulative oR.

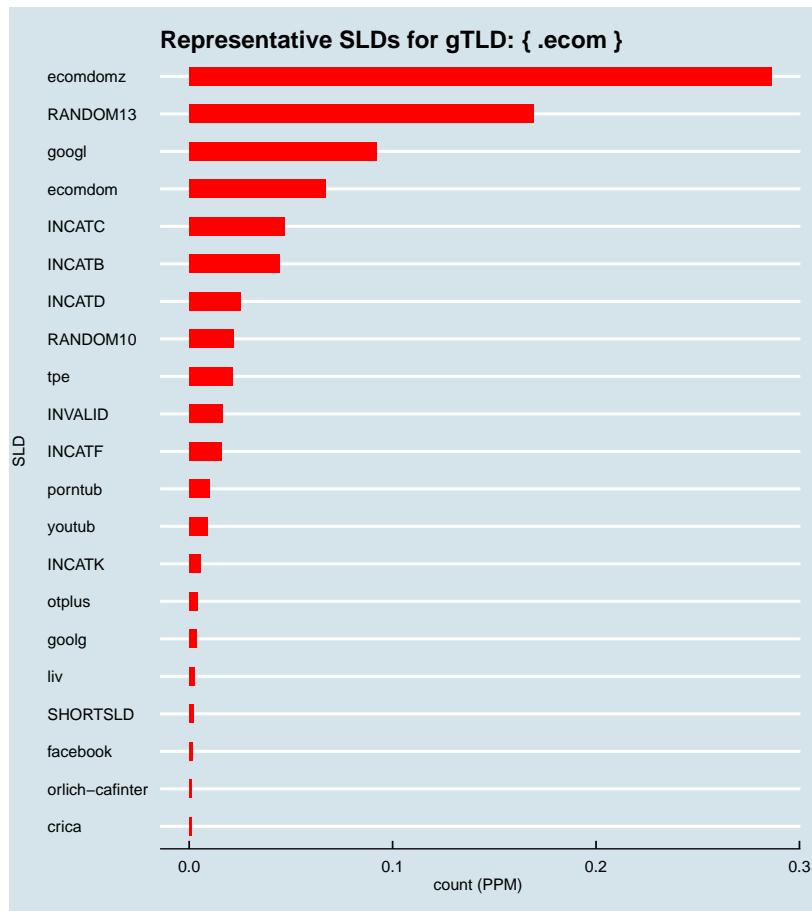


Figure 2.517: Representative SLDs for gTLD: { .ecom }. The x axis displays number of times (in parts per million) the corresponding SLD (y axis) was found in the gTLD.

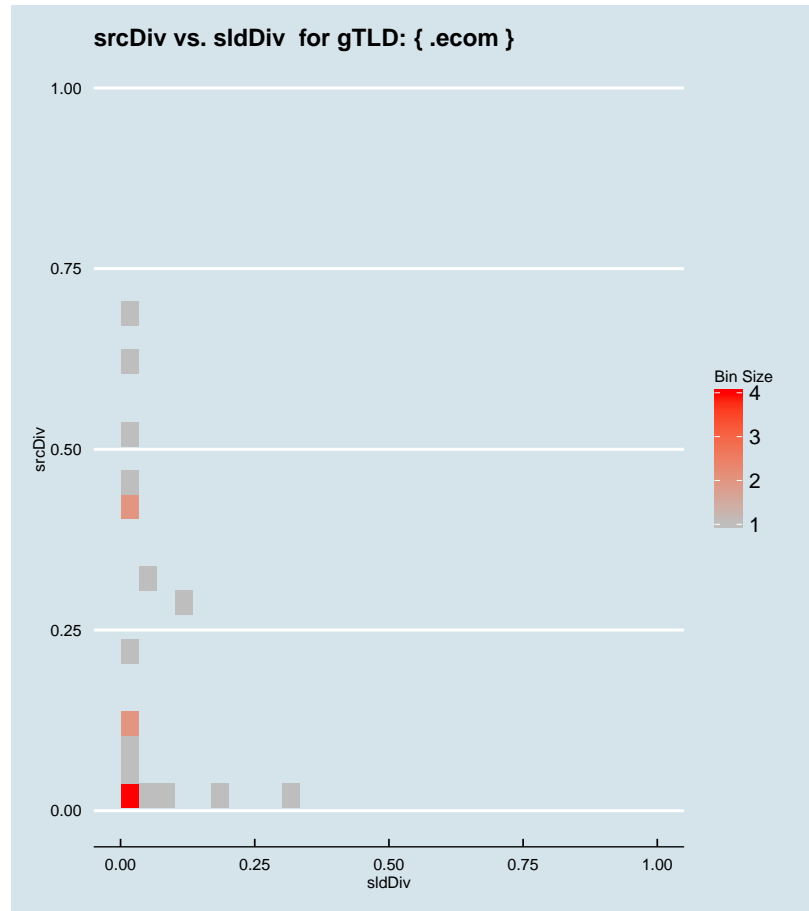


Figure 2.518: Binned scatter-plot of srcDiv and sldDiv for gTLD: { .ecom }.

### :: 2.364 Representative SLDs for gTLD: { .edeka }

In this section, we collect representative SLDs related to gTLD: 'edeka'. We found 1 unique SLDs after filtering. A total of 1966 records were considered representative and they are 71.077% of the gTLD dump. Since the total number of records for this gTLD is 1966, there are 0 non-representative records (NRep). In addition, this set comprises  $8.06E-7$  of the entire data-set. Table 2.260 shows the corresponding SLDs ordered by the level of importance. Figure 2.519 shows the record count (PPM) for each representative SLD. Figure 2.520 shows the binned scatter-plot of srcDiv and sldDiv.

► { .edeka }  
Total SLDs: 1  
a-sldDiv: 71.077%  
a-oR: 0.000%  
NRep: 0



Individual SLD descriptors for gTLD: {edeka}										
SLD	count	sldDiv	$\phi$ -sldDiv	ipcount	srcDiv	$\phi$ -srcDiv	oR	a-srcDiv	a-oR	rem
INCATC	0.002	0.711	1.000	2.6E-5	0.013	7.72E-4	8.06E-7	0.711	8.06E-7	0

Table 2.260: Top 1 most significant SLDs for gTLD 'edeka'. The SLD list holds 71.077% of the entries found in the gTLD and 8.06E-7 of the total number of entries for the entire experiment. **count** represents the number of records found for the SLD (in parts per million). **sldDiv** is the raw count divided by the number of records of this gTLD dump file. **oR** is the ratio of raw count to the total number of records of the experiment.  **$\phi$ -sldDiv** represents the  $\phi$  percentile of sldDiv on the entire data-set. **a-srcDiv** is the cumulative srcDiv variable. **a-oR** is the cumulative oR.

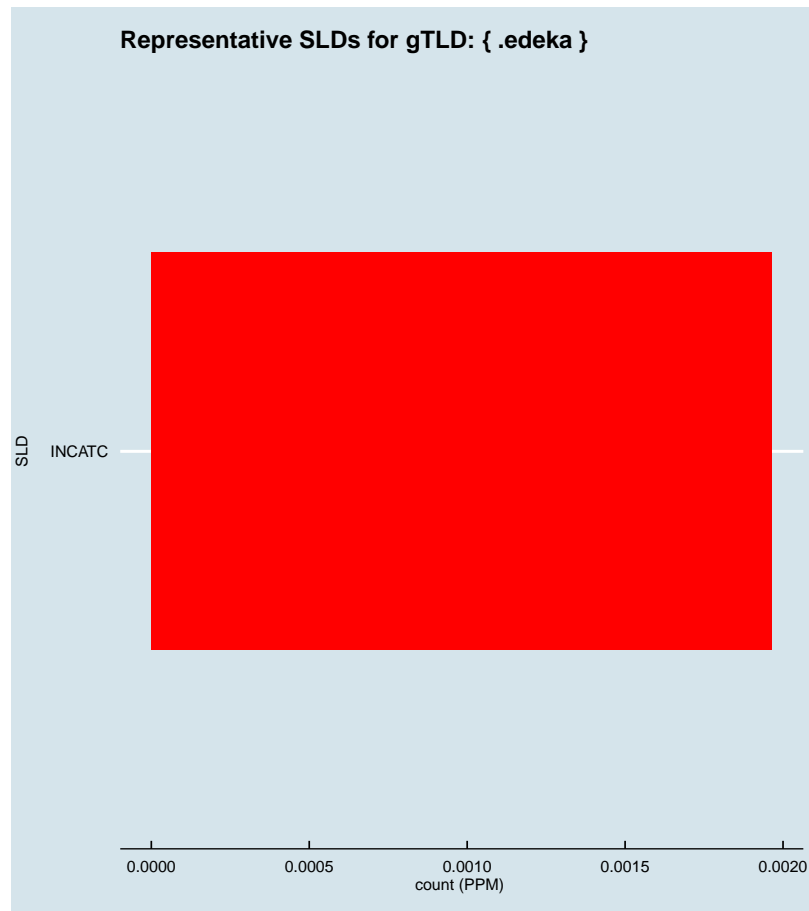


Figure 2.519: Representative SLDs for gTLD: { .edeka}. The  $x$  axis displays number of times (in parts per million) the corresponding SLD ( $y$  axis) was found in the gTLD.

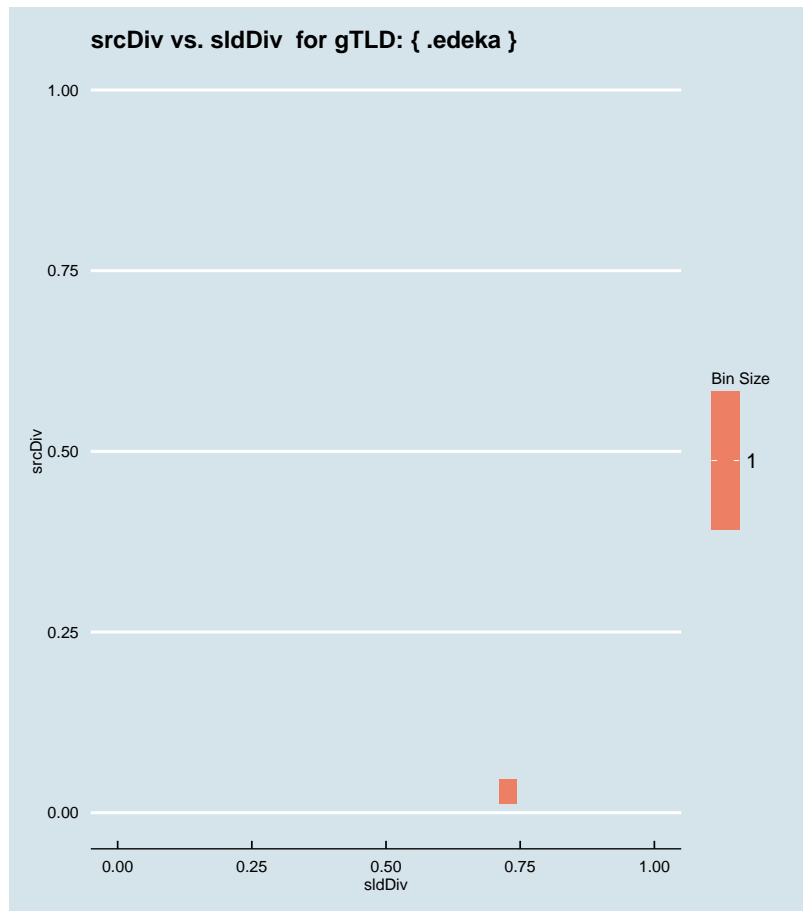


Figure 2.520: Binned scatter-plot of srcDiv and sldDiv for gTLD: {.edeka}.

### :: 2.365 Representative SLDs for gTLD: {.education}

In this section, we collect representative SLDs related to gTLD: 'education'. We found 13 unique SLDs after filtering. A total of 50006 records were considered representative and they are 71.159% of the gTLD dump. Since the total number of records for this gTLD is 50006, there are 0 non-representative records (NRep). In addition, this set comprises 2.05E-5 of the entire data-set. Table 2.261 shows the corresponding SLDs ordered by the level of importance. Figure 2.521 shows the record count (PPM) for each representative SLD. Figure 2.522 shows the binned scatter-plot of srcDiv and sldDiv.

► {.education}  
 Total SLDs: 13  
 a-sldDiv: 71.159%  
 a-oR: 0.002%  
 NRep: 0



Individual SLD descriptors for gTLD: {education}										
SLD	count	sldDiv	$\phi$ -sldDiv	ipcount	srcDiv	$\phi$ -srcDiv	oR	a-srcDiv	a-oR	rem
INCATF	0.011	0.155	1.000	5.23E-4	0.048	0.006	4.45E-6	0.155	4.45E-6	39138
INCATB	0.009	0.133	1.000	0.001	0.122	0.022	3.84E-6	0.288	8.29E-6	29766
INCATC	0.006	0.084	1.000	5.02E-4	0.085	0.013	2.43E-6	0.372	1.07E-5	23830
INVALID	0.005	0.066	1.000	3.95E-4	0.085	0.013	1.92E-6	0.439	1.26E-5	19157
RANDOM10	0.005	0.066	1.000	3.29E-4	0.071	0.010	1.89E-6	0.505	1.45E-5	14534
RANDOM13	0.003	0.043	1.000	7.07E-4	0.233	0.055	1.24E-6	0.548	1.58E-5	11506
nwclondon	0.002	0.030	1.000	6E-5	0.028	0.002	8.73E-7	0.578	1.67E-5	9375
rinman	0.002	0.029	0.999	4.1E-5	0.020	0.001	8.27E-7	0.607	1.75E-5	7358
schools	0.002	0.022	0.999	5.2E-5	0.033	0.003	6.43E-7	0.629	1.81E-5	5788
ftfa	0.002	0.022	0.999	1.5E-5	0.010	4.71E-4	6.39E-7	0.651	1.88E-5	4228
INCATE	0.002	0.022	0.999	0.001	0.692	0.235	6.26E-7	0.673	1.94E-5	2700
erc	0.001	0.021	0.999	2.22E-4	0.148	0.030	6.14E-7	0.694	2E-5	1202
wpad	0.001	0.017	0.999	2.54E-4	0.211	0.049	4.93E-7	0.712	2.05E-5	0

Table 2.261: Top 13 most significant SLDs for gTLD 'education'. The SLD list holds 71.159% of the entries found in the gTLD and 2.05E-5 of the total number of entries for the entire experiment. **count** represents the number of records found for the SLD (in parts per million). **sldDiv** is the raw count divided by the number of records of this gTLD dump file. **oR** is the ratio of raw count to the total number of records of the experiment.  **$\phi$ -sldDiv** represents the  $\phi$  percentile of sldDiv on the entire data-set. **a-srcDiv** is the cumulative srcDiv variable. **a-oR** is the cumulative oR.

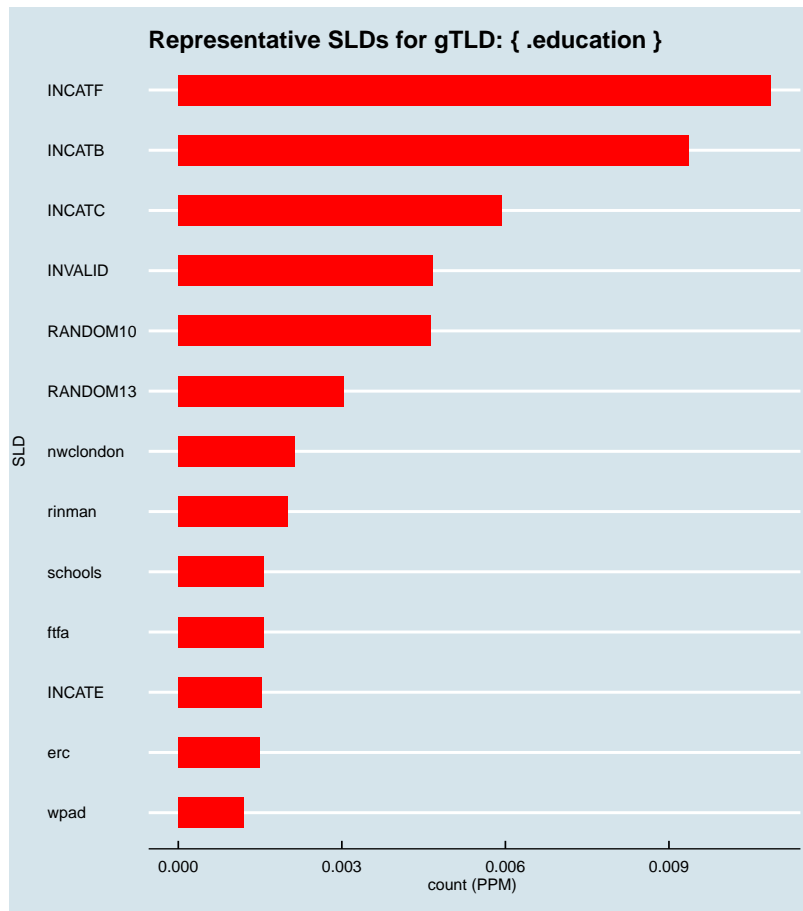


Figure 2.521: Representative SLDs for gTLD: { .education }. The x axis displays number of times (in parts per million) the corresponding SLD (y axis) was found in the gTLD.

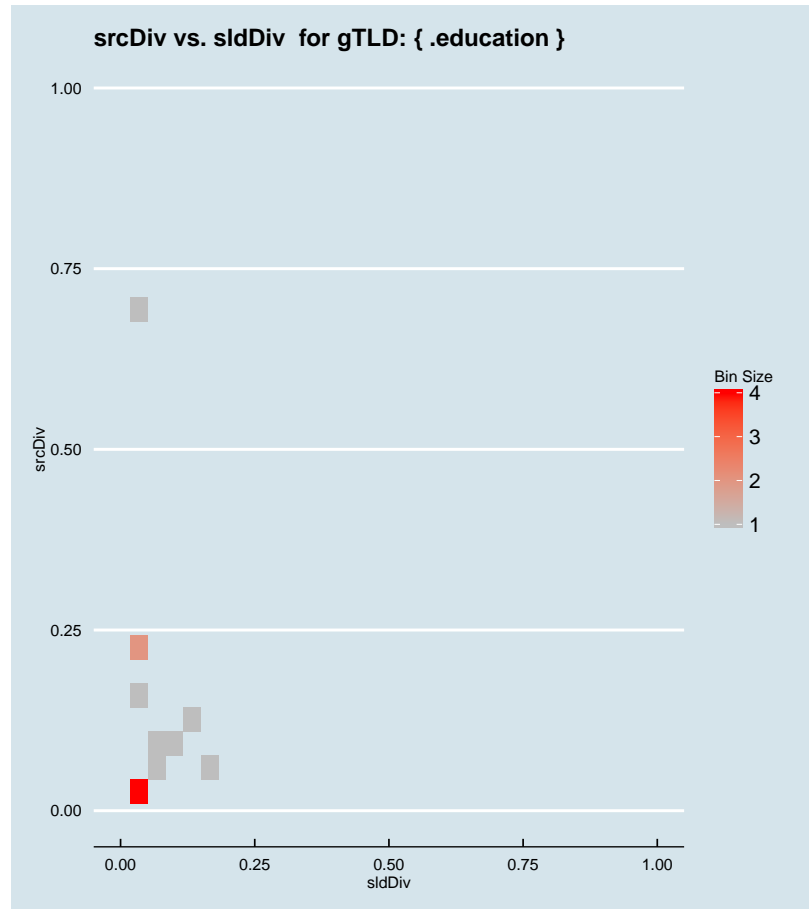


Figure 2.522: Binned scatter-plot of srcDiv and sldDiv for gTLD: {.education}.

### :: 2.366 Representative SLDs for gTLD: {.email}

In this section, we collect representative SLDs related to gTLD: 'email'. We found 19 unique SLDs after filtering. A total of 151710 records were considered representative and they are 73.566% of the gTLD dump. Since the total number of records for this gTLD is 151710, there are 0 non-representative records (NRep). In addition, this set comprises 6.22E-5 of the entire data-set. Table 2.262 shows the corresponding SLDs ordered by the level of importance. Figure 2.523 shows the record count (PPM) for each representative SLD. Figure 2.524 shows the binned scatter-plot of srcDiv and sldDiv.

► {.email}  
Total SLDs: 19  
a-sldDiv: 73.566%  
a-oR: 0.006%  
NRep: 0

Individual SLD descriptors for gTLD: {email}										
SLD	count	sldDiv	$\phi$ -sldDiv	ipcount	srcDiv	$\phi$ -srcDiv	oR	a-srcDiv	a-oR	rem
INCATC	0.037	0.179	1.000	0.008	0.224	0.053	1.52E-5	0.179	1.52E-5	114713
INCATB	0.028	0.136	1.000	0.006	0.220	0.051	1.15E-5	0.315	2.67E-5	86674
RANDOM13	0.014	0.067	1.000	9.21E-4	0.067	0.009	5.62E-6	0.382	3.23E-5	72953
SHORTSLD	0.012	0.059	1.000	0.005	0.409	0.114	5E-6	0.441	3.73E-5	60744
unknown	0.009	0.042	1.000	7.58E-4	0.088	0.014	3.55E-6	0.483	4.08E-5	52087
INCATE	0.009	0.042	1.000	0.004	0.469	0.127	3.53E-6	0.525	4.44E-5	43468
karmaspher...	0.007	0.033	1.000	1.76E-4	0.026	0.002	2.8E-6	0.558	4.72E-5	36645
INVALID	0.006	0.027	0.999	0.001	0.202	0.048	2.31E-6	0.585	4.95E-5	31017
srv	0.006	0.027	0.999	7E-6	0.001	2.4E-5	2.28E-6	0.612	5.17E-5	25442
images	0.005	0.026	0.999	0.003	0.468	0.127	2.21E-6	0.638	5.4E-5	20045
INCATF	0.005	0.026	0.999	7.53E-4	0.140	0.027	2.21E-6	0.665	5.62E-5	14648
valid	0.003	0.015	0.999	0.002	0.511	0.178	1.3E-6	0.680	5.75E-5	11464
RANDOM10	0.002	0.011	0.999	6.63E-4	0.291	0.075	9.35E-7	0.691	5.84E-5	9183
autodiscov...	0.002	0.010	0.999	1.85E-4	0.090	0.014	8.46E-7	0.701	5.93E-5	7119
biochem	0.002	0.008	0.999	1.6E-5	0.010	4.97E-4	6.55E-7	0.709	5.99E-5	5521
deleted	0.002	0.008	0.999	3.33E-4	0.213	0.049	6.42E-7	0.716	6.06E-5	3954
imap	0.001	0.007	0.999	2.82E-4	0.190	0.042	6.1E-7	0.724	6.12E-5	2466
pop	0.001	0.006	0.999	3.64E-4	0.284	0.071	5.25E-7	0.730	6.17E-5	1185
this	0.001	0.006	0.999	5.53E-4	0.467	0.127	4.86E-7	0.736	6.22E-5	0

Table 2.262: Top 19 most significant SLDs for gTLD 'email'. The SLD list holds 73.566% of the entries found in the gTLD and 6.22E-5 of the total number of entries for the entire experiment. **count** represents the number of records found for the SLD (in parts per million). **sldDiv** is the raw count divided by the number of records of this gTLD dump file. **oR** is the ratio of raw count to the total number of records of the experiment.  **$\phi$ -sldDiv** represents the  $\phi$  percentile of sldDiv on the entire data-set. **a-srcDiv** is the cumulative srcDiv variable. **a-oR** is the cumulative oR.

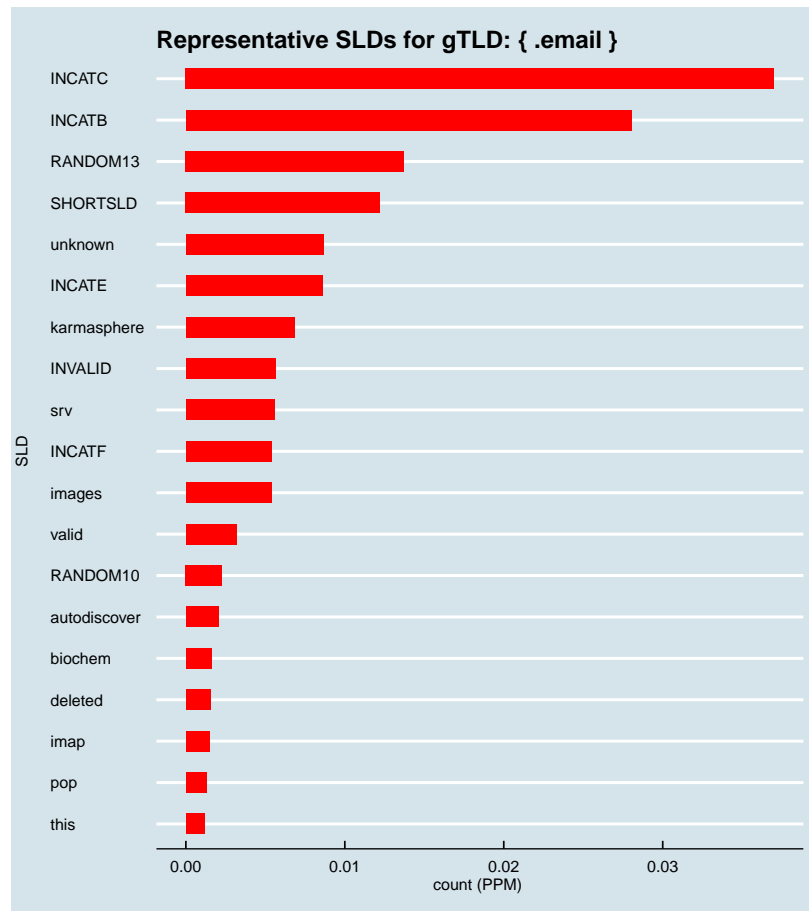


Figure 2.523: Representative SLDs for gTLD: { .email }. The  $x$  axis displays number of times (in parts per million) the corresponding SLD ( $y$  axis) was found in the gTLD.

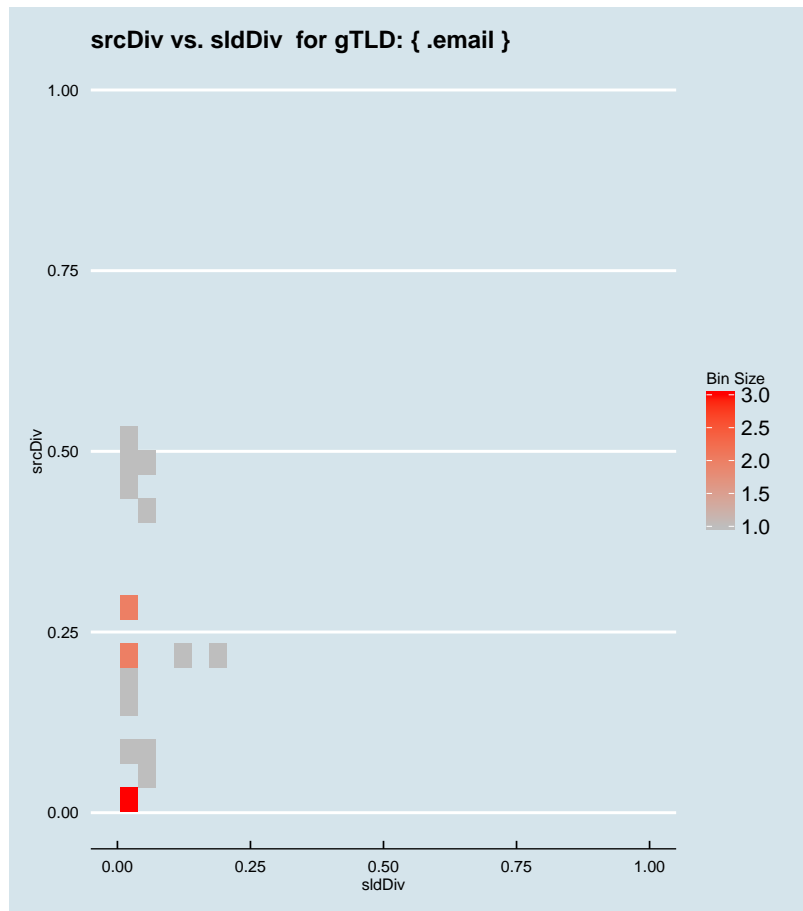


Figure 2.524: Binned scatter-plot of srcDiv and sldDiv for gTLD: { .email }.

∴ 2.367 Representative SLDs for gTLD: { .emerck }

In this section, we collect representative SLDs related to gTLD: 'emerck'. We found 0 unique SLDs after filtering. A total of 0 records were considered representative and they are 0.000% of the gTLD dump. Since the total number of records for this gTLD is 0, there are 0 non-representative records (NRep). In addition, this set comprises 0EO of the entire data-set.

► { .emerck }  
 Total SLDs: 0  
 a-sldDiv: 0.000%  
 a-oR: 0.000%  
 NRep: 0

∴ 2.368 Representative SLDs for gTLD: { .emerson }

In this section, we collect representative SLDs related to gTLD: 'emerson'. We found 5

► { .emerson }  
 Total SLDs: 5  
 a-sldDiv: 62.084%  
 a-oR: 0.001%  
 NRep: 0

unique SLDs after filtering. A total of 13841 records were considered representative and they are 62.084% of the gTLD dump. Since the total number of records for this gTLD is 13841, there are 0 non-representative records (NRep). In addition, this set comprises  $5.67E-6$  of the entire data-set. Table 2.263 shows the corresponding SLDs ordered by the level of importance. Figure 2.525 shows the record count (PPM) for each representative SLD. Figure 2.526 shows the binned scatter-plot of srcDiv and sldDiv.

Individual SLD descriptors for gTLD: {emerson}										
SLD	count	sldDiv	$\phi$ -sldDiv	ipcount	srcDiv	$\phi$ -srcDiv	oR	a-srcDiv	a-oR	rem
RANDOM10	0.005	0.229	1.000	$3.68E-4$	0.072	0.011	$2.09E-6$	0.229	$2.09E-6$	8736
INCATB	0.003	0.139	1.000	$1.49E-4$	0.048	0.006	$1.27E-6$	0.368	$3.37E-6$	5629
wpad	0.002	0.092	1.000	$3.9E-4$	0.189	0.042	$8.45E-7$	0.461	$4.21E-6$	3567
INVALID	0.002	0.082	1.000	$2.06E-4$	0.113	0.020	$7.5E-7$	0.543	$4.96E-6$	1738
INCATF	0.002	0.078	1.000	$1.21E-4$	0.070	0.010	$7.12E-7$	0.621	$5.67E-6$	0

Table 2.263: Top 5 most significant SLDs for gTLD 'emerson'. The SLD list holds 62.084% of the entries found in the gTLD and  $5.67E-6$  of the total number of entries for the entire experiment. **count** represents the number of records found for the SLD (in parts per million). **sldDiv** is the raw count divided by the number of records of this gTLD dump file. **oR** is the ratio of raw count to the total number of records of the experiment.  **$\phi$ -sldDiv** represents the  $\phi$  percentile of sldDiv on the entire data-set. **a-srcDiv** is the cumulative srcDiv variable. **a-oR** is the cumulative oR.

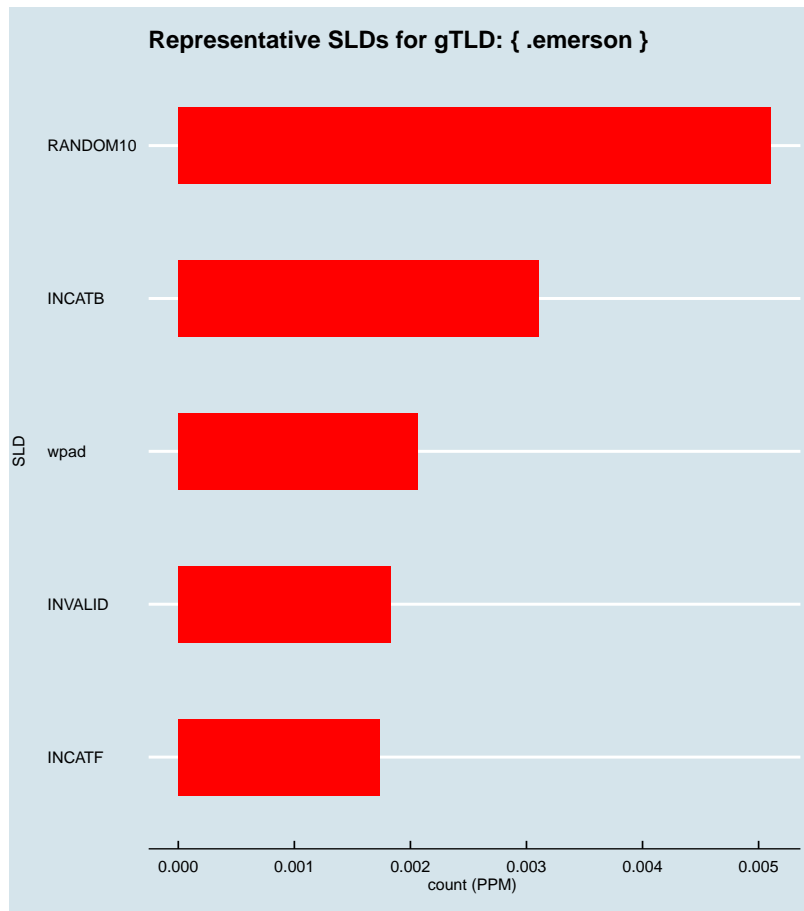


Figure 2.525: Representative SLDs for gTLD: { .emerson }. The *x* axis displays number of times (in parts per million) the corresponding SLD (*y* axis) was found in the gTLD.



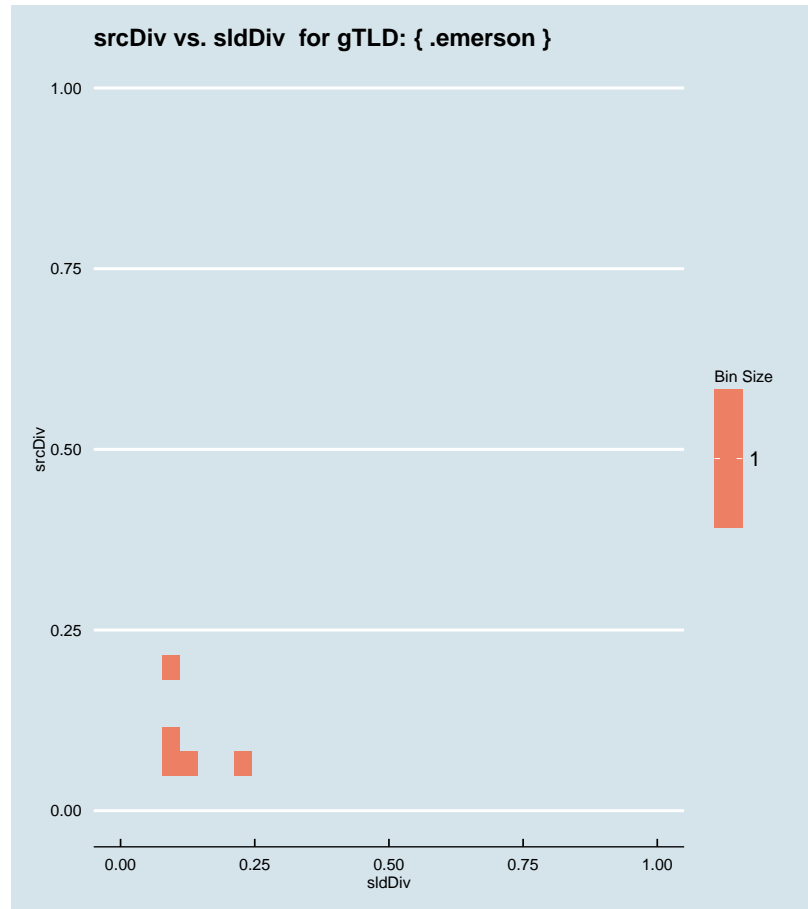


Figure 2.526: Binned scatter-plot of srcDiv and sldDiv for gTLD: { .emerson }.

### :: 2.369 Representative SLDs for gTLD: { .energy }

In this section, we collect representative SLDs related to gTLD: 'energy'. We found 13 unique SLDs after filtering. A total of 149131 records were considered representative and they are 90.341% of the gTLD dump. Since the total number of records for this gTLD is 149131, there are 0 non-representative records (NRep). In addition, this set comprises  $6.11E-5$  of the entire data-set. Table 2.264 shows the corresponding SLDs ordered by the level of importance. Figure 2.527 shows the record count (PPM) for each representative SLD. Figure 2.528 shows the binned scatter-plot of srcDiv and sldDiv.

► { .energy }  
Total SLDs: 13  
a-sldDiv: 90.341%  
a-oR: 0.006%  
NRep: 0

Individual SLD descriptors for gTLD: {.energy}										
SLD	count	sldDiv	$\phi$ -sldDiv	ipcount	srcDiv	$\phi$ -srcDiv	oR	a-srcDiv	a-oR	rem
INCATC	0.052	0.317	1.000	0.004	0.084	0.013	2.14E-5	0.317	2.14E-5	96790
INCATF	0.023	0.138	1.000	9.36E-4	0.041	0.004	9.34E-6	0.455	3.08E-5	73997
orchard	0.021	0.128	1.000	5.6E-5	0.003	7.93E-5	8.69E-6	0.584	3.95E-5	52790
INCATB	0.015	0.093	1.000	0.001	0.068	0.010	6.32E-6	0.677	4.58E-5	37356
RANDOM13	0.007	0.045	1.000	6.92E-4	0.093	0.015	3.06E-6	0.722	4.89E-5	29879
inkia	0.005	0.033	1.000	5.53E-4	0.103	0.018	2.21E-6	0.755	5.11E-5	24488
RANDOM10	0.005	0.029	0.999	6.58E-4	0.136	0.026	1.98E-6	0.784	5.31E-5	19653
INVALID	0.005	0.029	0.999	4.47E-4	0.094	0.015	1.95E-6	0.813	5.5E-5	14898
INCATD	0.004	0.026	0.999	6.58E-4	0.152	0.031	1.77E-6	0.839	5.68E-5	10574
perennial	0.003	0.018	0.999	3E-6	0.001	1.74E-5	1.22E-6	0.857	5.8E-5	7586
SHORTSLD	0.003	0.017	0.999	4.25E-4	0.148	0.030	1.18E-6	0.875	5.92E-5	4708
wpad	0.003	0.016	0.999	5.91E-4	0.230	0.054	1.05E-6	0.890	6.02E-5	2137
isatap	0.002	0.013	0.999	6.45E-4	0.302	0.077	8.76E-7	0.903	6.11E-5	0

Table 2.264: Top 13 most significant SLDs for gTLD 'energy'. The SLD list holds 90.341% of the entries found in the gTLD and 6.11E-5 of the total number of entries for the entire experiment. **count** represents the number of records found for the SLD (in parts per million). **sldDiv** is the raw count divided by the number of records of this gTLD dump file. **oR** is the ratio of raw count to the total number of records of the experiment.  **$\phi$ -sldDiv** represents the  $\phi$  percentile of sldDiv on the entire data-set. **a-srcDiv** is the cumulative srcDiv variable. **a-oR** is the cumulative oR.

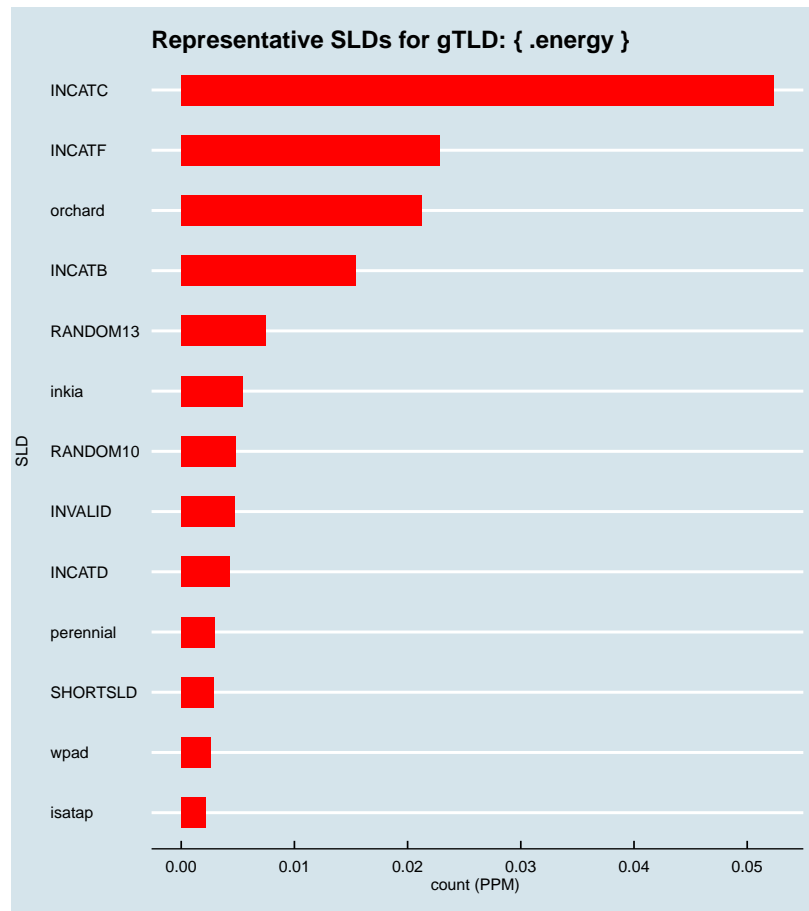


Figure 2.527: Representative SLDs for gTLD: { .energy }. The  $x$  axis displays number of times (in parts per million) the corresponding SLD ( $y$  axis) was found in the gTLD.

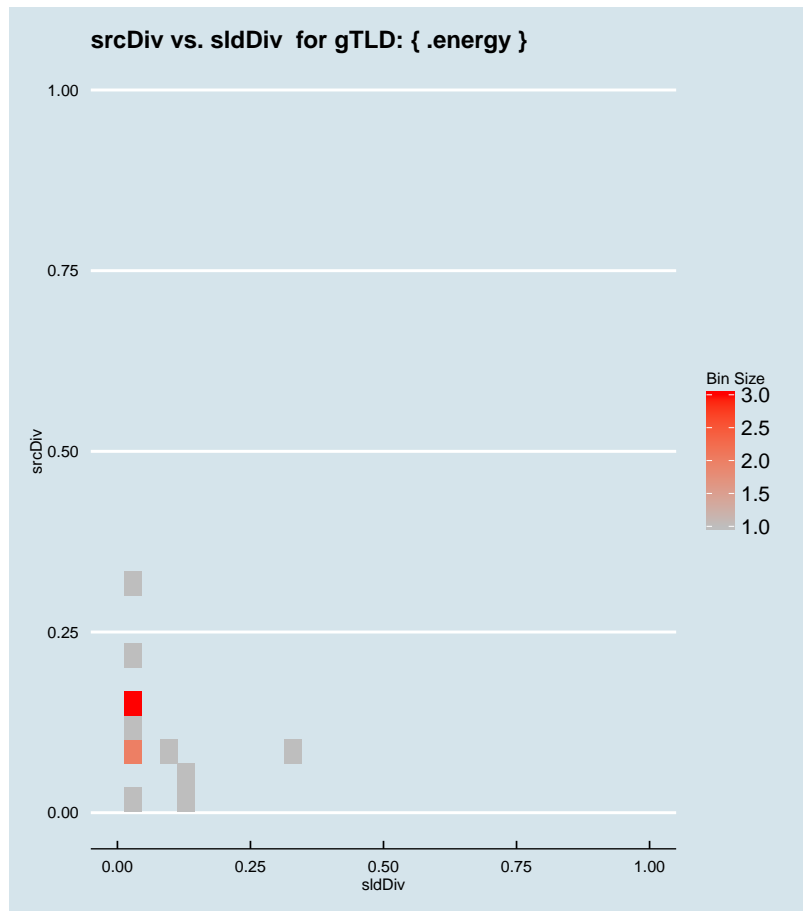


Figure 2.528: Binned scatter-plot of srcDiv and sldDiv for gTLD: {.energy}.

### :: 2.370 Representative SLDs for gTLD: {.engineer}

In this section, we collect representative SLDs related to gTLD: 'engineer'. We found 2 unique SLDs after filtering. A total of 8348 records were considered representative and they are 49.581% of the gTLD dump. Since the total number of records for this gTLD is 8348, there are 0 non-representative records (NRep). In addition, this set comprises 3.42E−6 of the entire data-set. Table 2.265 shows the corresponding SLDs ordered by the level of importance. Figure 2.529 shows the record count (PPM) for each representative SLD. Figure 2.530 shows the binned scatter-plot of srcDiv and sldDiv.

► {.engineer}  
 Total SLDs: 2  
 a-sldDiv: 49.581%  
 a-oR: 0.000%  
 NRep: 0

Individual SLD descriptors for gTLD: {engineer}										
SLD	count	sldDiv	$\phi$ -sldDiv	ipcount	srcDiv	$\phi$ -srcDiv	oR	a-srcDiv	a-oR	rem
INCATB	0.007	0.407	1.000	3.11E-4	0.045	0.005	2.81E-6	0.407	2.81E-6	1496
RANDOM13	0.001	0.089	1.000	4.23E-4	0.283	0.071	6.13E-7	0.496	3.42E-6	0

Table 2.265: Top 2 most significant SLDs for gTLD 'engineer'. The SLD list holds 49.581% of the entries found in the gTLD and 3.42E-6 of the total number of entries for the entire experiment. **count** represents the number of records found for the SLD (in parts per million). **sldDiv** is the raw count divided by the number of records of this gTLD dump file. **oR** is the ratio of raw count to the total number of records of the experiment.  **$\phi$ -sldDiv** represents the  $\phi$  percentile of sldDiv on the entire data-set. **a-srcDiv** is the cumulative srcDiv variable. **a-oR** is the cumulative oR.

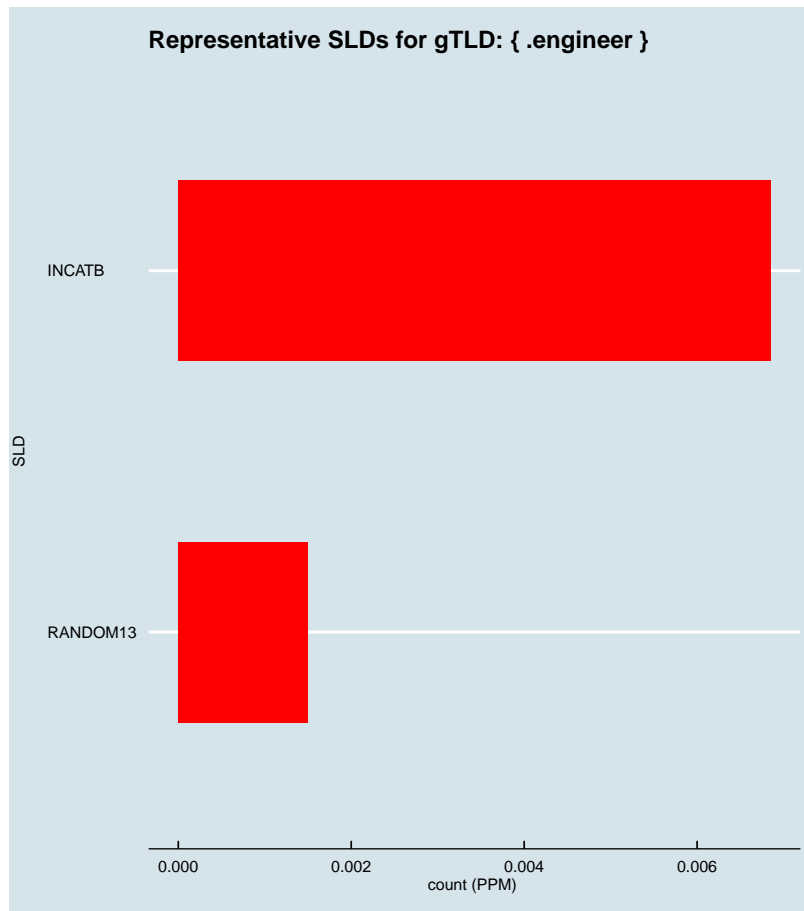


Figure 2.529: Representative SLDs for gTLD: { .engineer }. The  $x$  axis displays number of times (in parts per million) the corresponding SLD ( $y$  axis) was found in the gTLD.

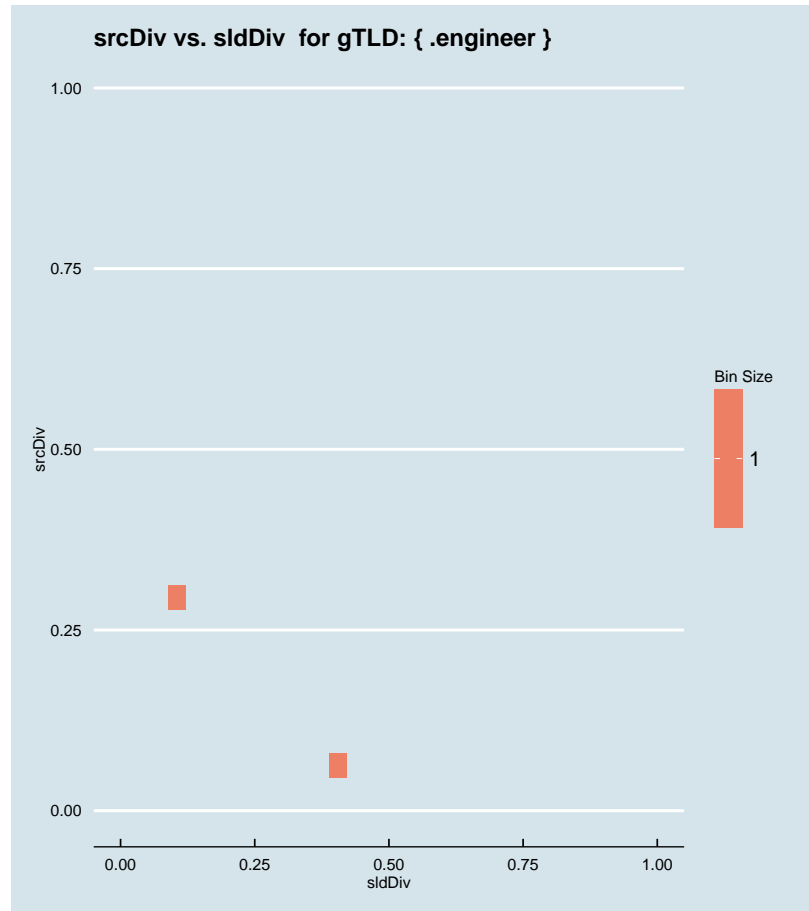


Figure 2.530: Binned scatter-plot of srcDiv and sldDiv for gTLD: { .engineer }.

### :: 2.371 Representative SLDs for gTLD: { .engineering }

In this section, we collect representative SLDs related to gTLD: 'engineering'. We found 12 unique SLDs after filtering. A total of 89501 records were considered representative and they are 76.843% of the gTLD dump. Since the total number of records for this gTLD is 89501, there are 0 non-representative records (NRep). In addition, this set comprises 3.67E-5 of the entire data-set. Table 2.266 shows the corresponding SLDs ordered by the level of importance. Figure 2.531 shows the record count (PPM) for each representative SLD. Figure 2.532 shows the binned scatter-plot of srcDiv and sldDiv.

► { .engineering }  
Total SLDs: 12  
a-sldDiv: 76.843%  
a-oR: 0.004%  
NRep: 0

Individual SLD descriptors for gTLD: {.engineering}										
SLD	count	sldDiv	$\phi$ -sldDiv	ipcount	srcDiv	$\phi$ -srcDiv	oR	a-srcDiv	a-oR	rem
INCATF	0.019	0.161	1.000	0.002	0.088	0.014	7.68E-6	0.161	7.68E-6	70759
RANDOM10	0.012	0.105	1.000	5.66E-4	0.046	0.005	5.01E-6	0.266	1.27E-5	58535
INCATB	0.012	0.104	1.000	5.84E-4	0.048	0.006	4.97E-6	0.370	1.77E-5	46400
INVALID	0.010	0.090	1.000	0.001	0.110	0.019	4.27E-6	0.460	2.19E-5	35971
isatap	0.010	0.089	1.000	7.57E-4	0.073	0.011	4.23E-6	0.548	2.62E-5	25644
wpad	0.009	0.075	1.000	7.32E-4	0.083	0.013	3.6E-6	0.624	2.98E-5	16859
RANDOM13	0.006	0.055	1.000	6.18E-4	0.096	0.016	2.63E-6	0.679	3.24E-5	10441
INCATD	0.004	0.031	1.000	6.42E-4	0.177	0.039	1.49E-6	0.710	3.39E-5	6817
SHORTSLD	0.002	0.019	0.999	3.52E-4	0.161	0.033	8.99E-7	0.729	3.48E-5	4624
edb	0.002	0.018	0.999	5.2E-5	0.024	0.002	8.83E-7	0.747	3.57E-5	2470
INCATC	0.001	0.011	0.999	3.39E-4	0.265	0.067	5.25E-7	0.758	3.62E-5	1190
canond2474...	0.001	0.010	0.999	5E-6	0.004	1.48E-4	4.88E-7	0.768	3.67E-5	0

Table 2.266: Top 12 most significant SLDs for gTLD 'engineering'. The SLD list holds 76.843% of the entries found in the gTLD and 3.67E-5 of the total number of entries for the entire experiment. **count** represents the number of records found for the SLD (in parts per million). **sldDiv** is the raw count divided by the number of records of this gTLD dump file. **oR** is the ratio of raw count to the total number of records of the experiment.  **$\phi$ -sldDiv** represents the  $\phi$  percentile of sldDiv on the entire data-set. **a-srcDiv** is the cumulative srcDiv variable. **a-oR** is the cumulative oR.



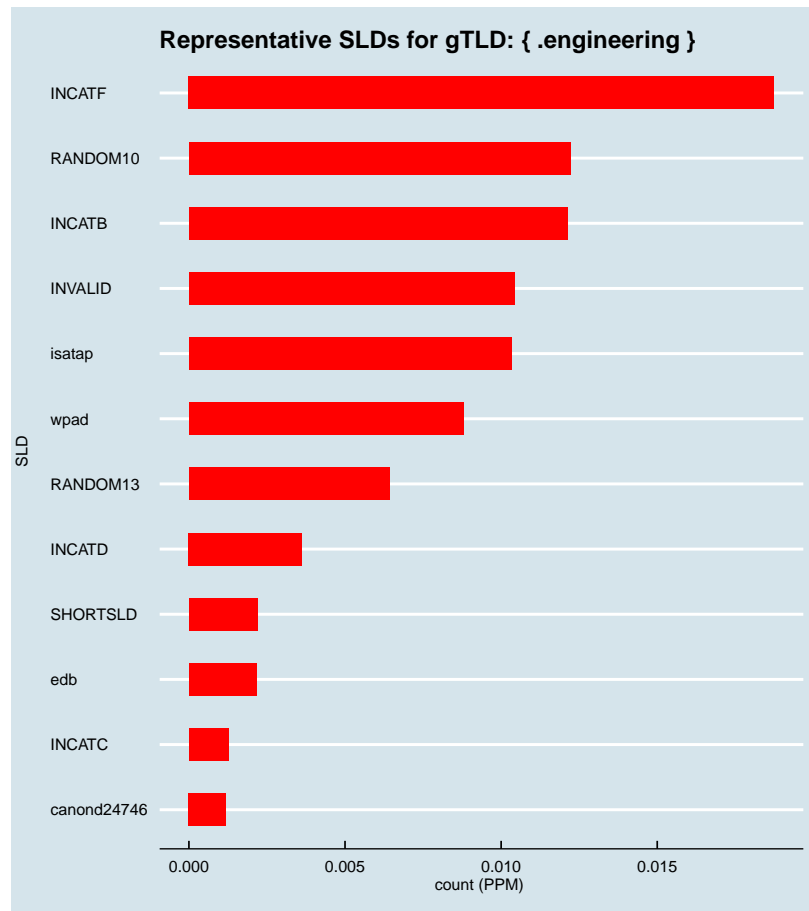


Figure 2.531: Representative SLDs for gTLD: { .engineering}. The x axis displays number of times (in parts per million) the corresponding SLD (y axis) was found in the gTLD.

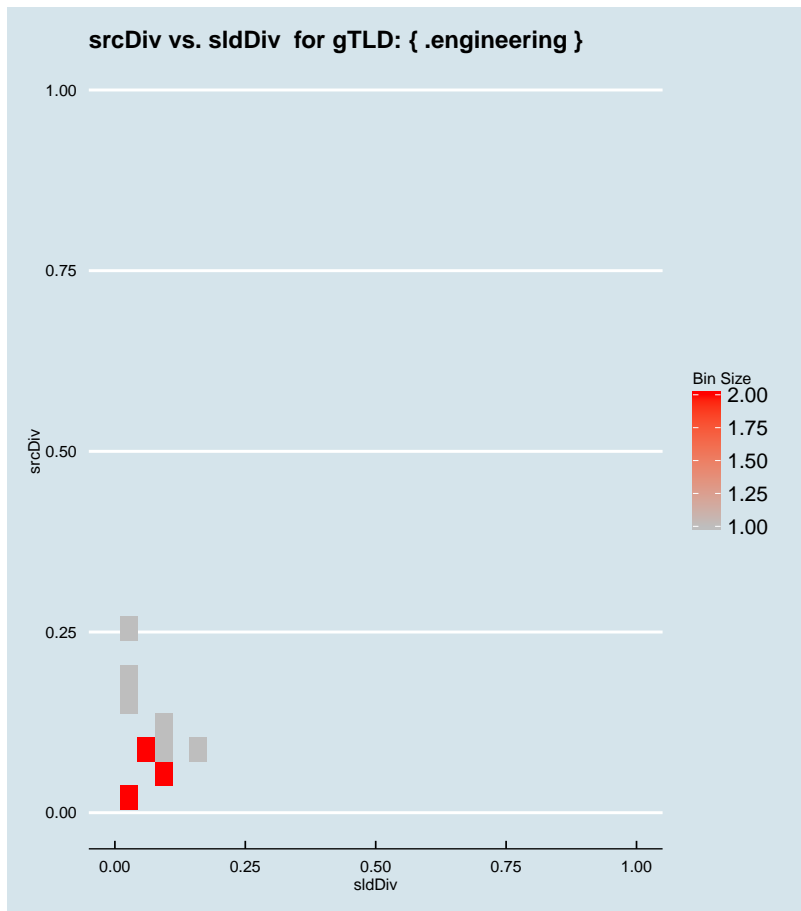


Figure 2.532: Binned scatter-plot of srcDiv and sldDiv for gTLD: { .engineering }.

### :: 2.372 Representative SLDs for gTLD: { .enterprises }

In this section, we collect representative SLDs related to gTLD: 'enterprises'. We found 3 unique SLDs after filtering. A total of 11243 records were considered representative and they are 55.224% of the gTLD dump. Since the total number of records for this gTLD is 11243, there are 0 non-representative records (NRep). In addition, this set comprises  $4.61E-6$  of the entire data-set. Table 2.267 shows the corresponding SLDs ordered by the level of importance. Figure 2.533 shows the record count (PPM) for each representative SLD. Figure 2.534 shows the binned scatter-plot of srcDiv and sldDiv.

► { .enterprises }  
 Total SLDs: 3  
 a-sldDiv: 55.224%  
 a-oR: 0.000%  
 NRep: 0

Individual SLD descriptors for gTLD: {enterprises}										
SLD	count	sldDiv	$\phi$ -sldDiv	ipcount	srcDiv	$\phi$ -srcDiv	oR	a-srcDiv	a-oR	rem
INVALID	0.007	0.321	1.000	2.72E-4	0.042	0.004	2.68E-6	0.321	2.68E-6	4708
INCATF	0.003	0.166	1.000	1.53E-4	0.045	0.005	1.38E-6	0.487	4.06E-6	1329
INCATB	0.001	0.065	1.000	1.4E-4	0.105	0.018	5.45E-7	0.552	4.61E-6	0

Table 2.267: Top 3 most significant SLDs for gTLD 'enterprises'. The SLD list holds 55.224% of the entries found in the gTLD and 4.61E-6 of the total number of entries for the entire experiment. **count** represents the number of records found for the SLD (in parts per million). **sldDiv** is the raw count divided by the number of records of this gTLD dump file. **oR** is the ratio of raw count to the total number of records of the experiment.  $\phi$ -**sldDiv** represents the  $\phi$  percentile of sldDiv on the entire data-set. **a-srcDiv** is the cumulative srcDiv variable. **a-oR** is the cumulative oR.

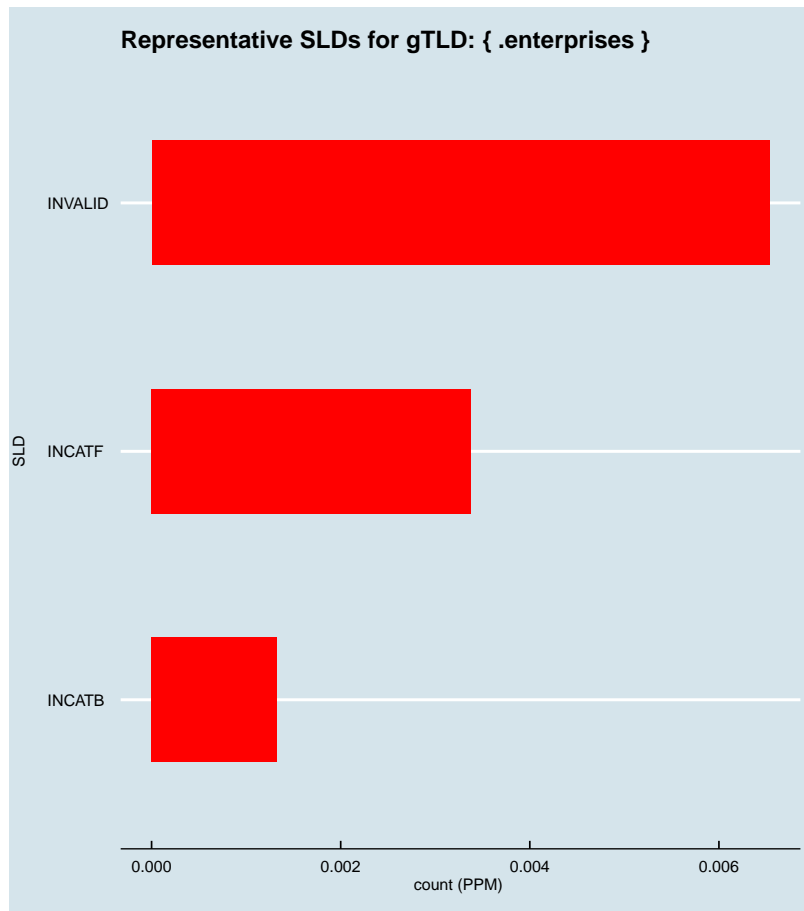


Figure 2.533: Representative SLDs for gTLD: { .enterprises}. The x axis displays number of times (in parts per million) the corresponding SLD (y axis) was found in the gTLD.

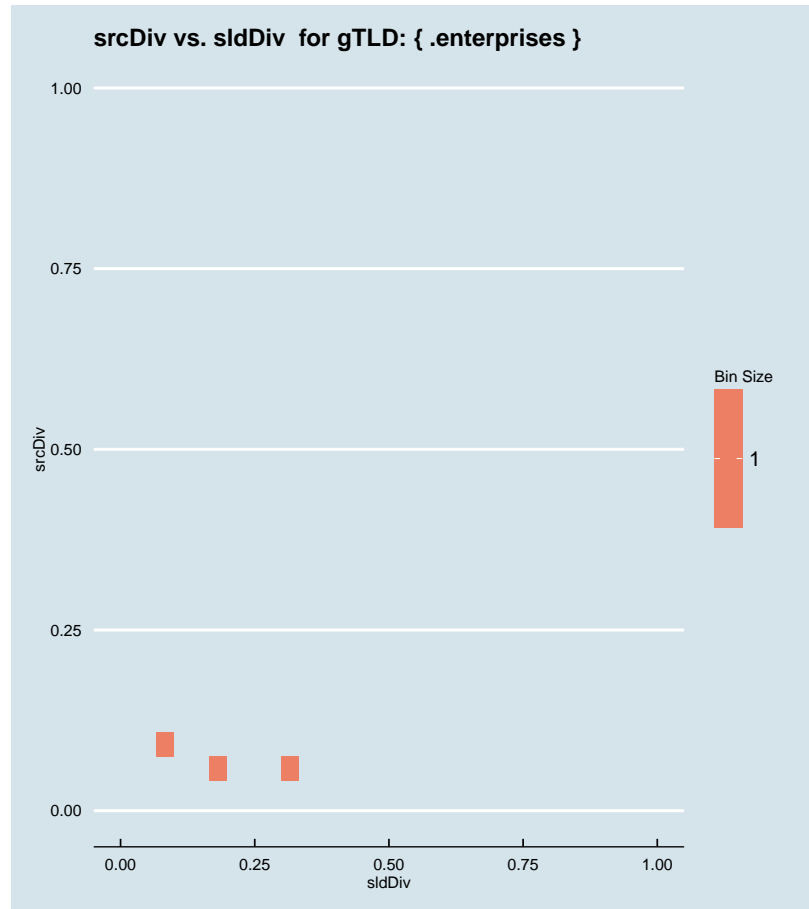


Figure 2.534: Binned scatter-plot of srcDiv and sldDiv for gTLD: { .enterprises }.

### :: 2.373 Representative SLDs for gTLD: { .epost }

In this section, we collect representative SLDs related to gTLD: 'epost'. We found 0 unique SLDs after filtering. A total of 0 records were considered representative and they are 0.000% of the gTLD dump. Since the total number of records for this gTLD is 0, there are 0 non-representative records (NRep). In addition, this set comprises 0E0 of the entire data-set.

► { .epost }  
Total SLDs: 0  
a-sldDiv: 0.000%  
a-oR: 0.000%  
NRep: 0

### :: 2.374 Representative SLDs for gTLD: { .epson }

In this section, we collect representative SLDs related to gTLD: 'epson'. We found 4

► { .epson }  
Total SLDs: 4  
a-sldDiv: 45.590%  
a-oR: 0.000%  
NRep: 0



unique SLDs after filtering. A total of 7805 records were considered representative and they are 45.590% of the gTLD dump. Since the total number of records for this gTLD is 7805, there are 0 non-representative records (NRep). In addition, this set comprises  $3.2E-6$  of the entire data-set. Table 2.268 shows the corresponding SLDs ordered by the level of importance. Figure 2.535 shows the record count (PPM) for each representative SLD. Figure 2.536 shows the binned scatter-plot of srcDiv and sldDiv.

Individual SLD descriptors for gTLD: {epson}										
SLD	count	sldDiv	$\phi$ -sldDiv	ipcount	srcDiv	$\phi$ -srcDiv	oR	a-srcDiv	a-oR	rem
INVALID	0.003	0.203	1.000	$3.7E-4$	0.106	0.018	$1.43E-6$	0.203	$1.43E-6$	4326
RANDOM13	0.002	0.095	1.000	$4.64E-4$	0.287	0.074	$6.63E-7$	0.298	$2.09E-6$	2708
emea	0.001	0.083	1.000	$1.14E-4$	0.080	0.012	$5.84E-7$	0.381	$2.67E-6$	1284
INCATD	0.001	0.075	1.000	$1.25E-4$	0.097	0.016	$5.26E-7$	0.456	$3.2E-6$	0

Table 2.268: Top 4 most significant SLDs for gTLD 'epson'. The SLD list holds 45.590% of the entries found in the gTLD and  $3.2E-6$  of the total number of entries for the entire experiment. **count** represents the number of records found for the SLD (in parts per million). **sldDiv** is the raw count divided by the number of records of this gTLD dump file. **oR** is the ratio of raw count to the total number of records of the experiment.  **$\phi$ -sldDiv** represents the  $\phi$  percentile of sldDiv on the entire data-set. **a-srcDiv** is the cumulative srcDiv variable. **a-oR** is the cumulative oR.

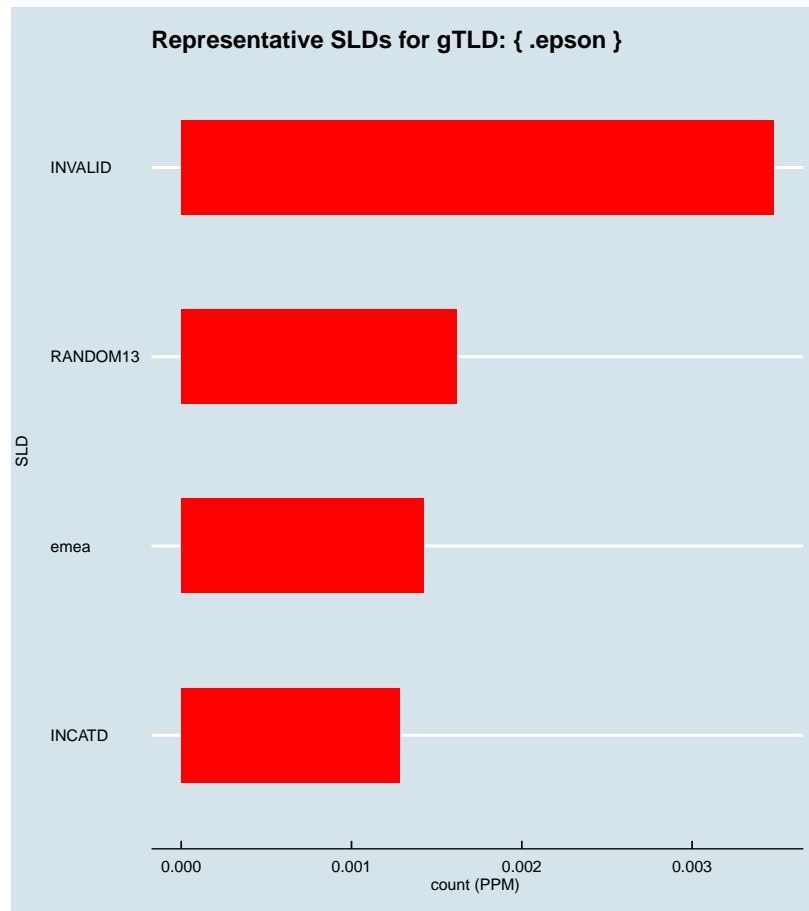


Figure 2.535: Representative SLDs for gTLD: { .epson }. The  $x$  axis displays number of times (in parts per million) the corresponding SLD ( $y$  axis) was found in the gTLD.

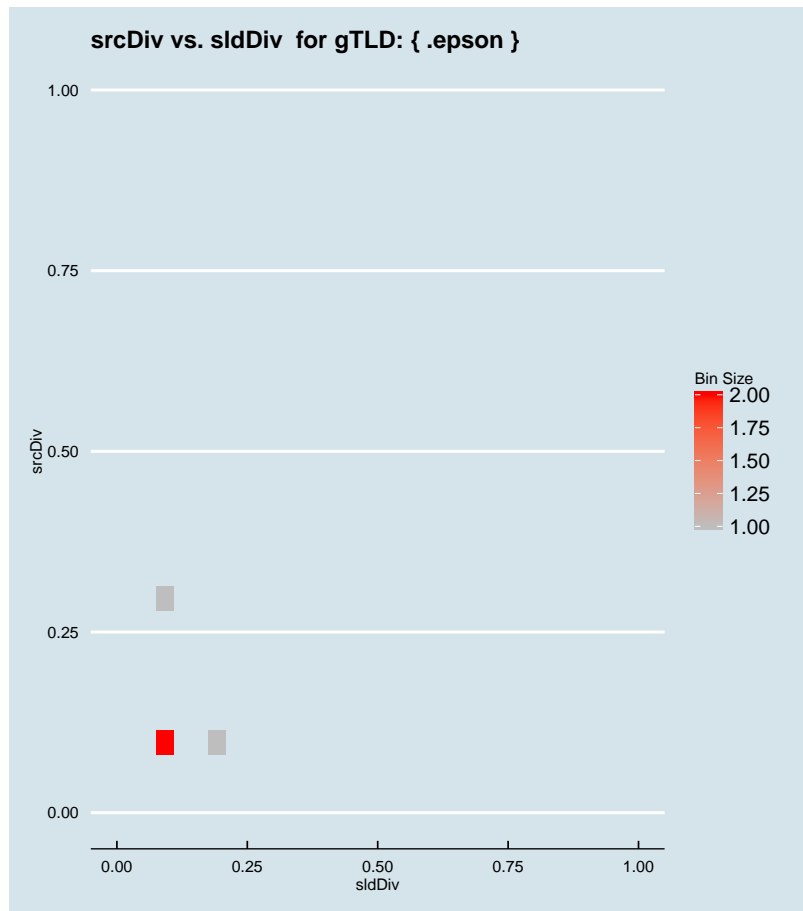


Figure 2.536: Binned scatter-plot of srcDiv and sldDiv for gTLD: { .epson }.

∴ 2.375 Representative SLDs for gTLD: { .equipment }

In this section, we collect representative SLDs related to gTLD: 'equipment'. We found 0 unique SLDs after filtering. A total of 0 records were considered representative and they are 0.000% of the gTLD dump. Since the total number of records for this gTLD is 0, there are 0 non-representative records (NRep). In addition, this set comprises 0E0 of the entire data-set.

► { .equipment }  
 Total SLDs: 0  
 a-sldDiv: 0.000%  
 a-oR: 0.000%  
 NRep: 0

∴ 2.376 Representative SLDs for gTLD: { .ericsson }

In this section, we collect representative SLDs related to gTLD: 'ericsson'. We found 6

► { .ericsson }  
 Total SLDs: 6  
 a-sldDiv: 96.083%  
 a-oR: 0.017%  
 NRep: 0



unique SLDs after filtering. A total of 407486 records were considered representative and they are 96.083% of the gTLD dump. Since the total number of records for this gTLD is 407486, there are 0 non-representative records (NRep). In addition, this set comprises  $1.67E-4$  of the entire data-set. Table 2.269 shows the corresponding SLDs ordered by the level of importance. Figure 2.537 shows the record count (PPM) for each representative SLD. Figure 2.538 shows the binned scatter-plot of srcDiv and sldDiv.

Individual SLD descriptors for gTLD: {ericsson}										
SLD	count	sldDiv	$\phi$ -sldDiv	ipcount	srcDiv	$\phi$ -srcDiv	oR	a-srcDiv	a-oR	rem
INCATB	0.387	0.913	1.000	$2.87E-4$	$7.42E-4$	$1.15E-5$	$1.59E-4$	0.913	$1.59E-4$	20445
RANDOM13	0.007	0.016	0.999	$3.13E-4$	0.045	0.005	$2.85E-6$	0.929	$1.61E-4$	13481
RANDOM10	0.006	0.014	0.999	$1.51E-4$	0.025	0.002	$2.43E-6$	0.943	$1.64E-4$	7550
INVALID	0.003	0.008	0.999	$1.15E-4$	0.035	0.003	$1.36E-6$	0.951	$1.65E-4$	4229
SHORTSLD	0.002	0.005	0.999	$6.7E-5$	0.031	0.003	$8.93E-7$	0.956	$1.66E-4$	2049
INCATD	0.002	0.005	0.999	$7.2E-5$	0.035	0.003	$8.4E-7$	0.961	$1.67E-4$	0

Table 2.269: Top 6 most significant SLDs for gTLD 'ericsson'. The SLD list holds 96.083% of the entries found in the gTLD and  $1.67E-4$  of the total number of entries for the entire experiment. **count** represents the number of records found for the SLD (in parts per million). **sldDiv** is the raw count divided by the number of records of this gTLD dump file. **oR** is the ratio of raw count to the total number of records of the experiment.  **$\phi$ -sldDiv** represents the  $\phi$  percentile of sldDiv on the entire data-set. **a-srcDiv** is the cumulative srcDiv variable. **a-oR** is the cumulative oR.

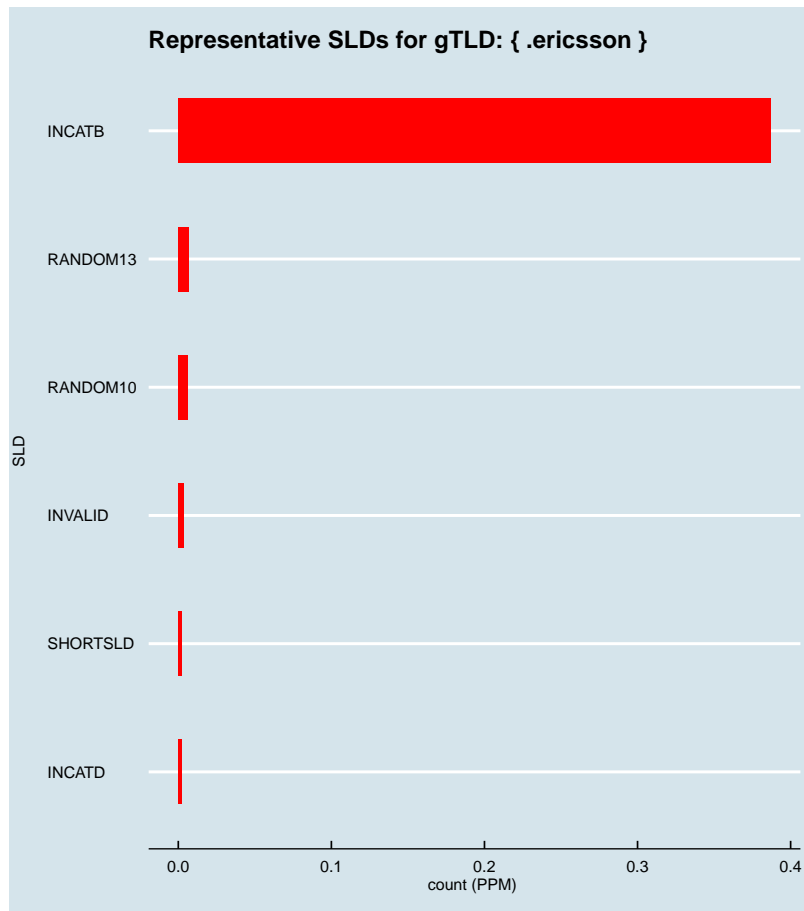


Figure 2.537: Representative SLDs for gTLD: { .ericsson}. The *x* axis displays number of times (in parts per million) the corresponding SLD (*y* axis) was found in the gTLD.

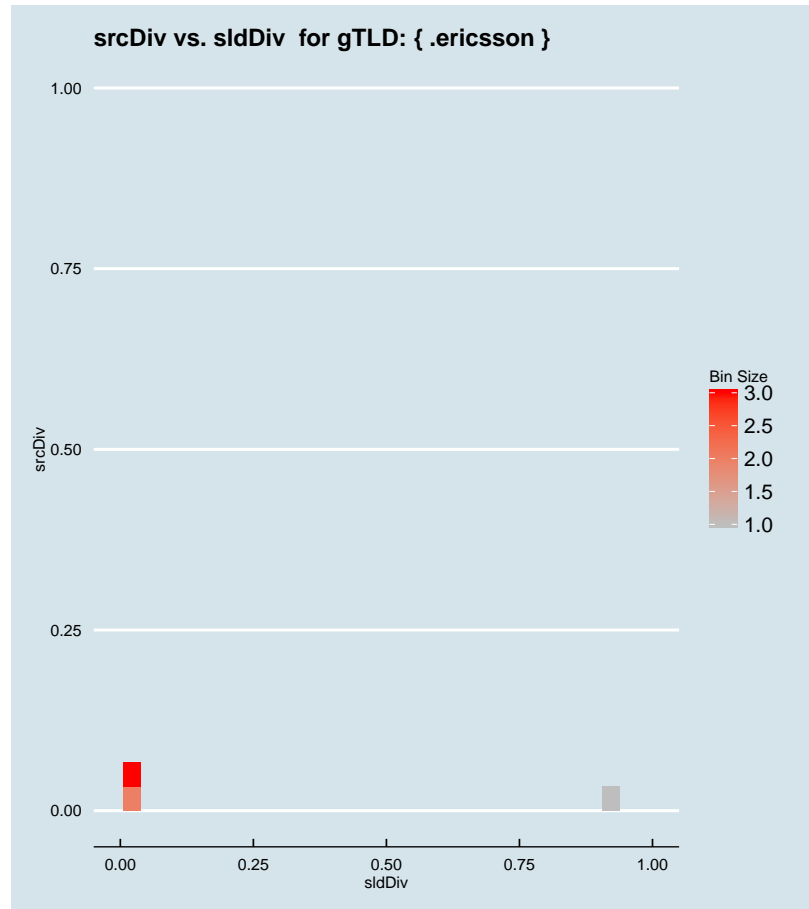


Figure 2.538: Binned scatter-plot of srcDiv and sldDiv for gTLD: { .ericsson }.

### ∴ 2.377 Representative SLDs for gTLD: { .erni }

In this section, we collect representative SLDs related to gTLD: 'erni'. We found 0 unique SLDs after filtering. A total of 0 records were considered representative and they are 0.000% of the gTLD dump. Since the total number of records for this gTLD is 0, there are 0 non-representative records (NRep). In addition, this set comprises 0E0 of the entire data-set.

► { .erni }  
Total SLDs: 0  
a-sldDiv: 0.000%  
a-oR: 0.000%  
NRep: 0

### ∴ 2.378 Representative SLDs for gTLD: { .esq }

In this section, we collect representative SLDs related to gTLD: 'esq'. We found 4

► { .esq }  
Total SLDs: 4  
a-sldDiv: 55.756%  
a-oR: 0.000%  
NRep: 0

unique SLDs after filtering. A total of 7914 records were considered representative and they are 55.756% of the gTLD dump. Since the total number of records for this gTLD is 7914, there are 0 non-representative records (NRep). In addition, this set comprises  $3.24E-6$  of the entire data-set. Table 2.270 shows the corresponding SLDs ordered by the level of importance. Figure 2.539 shows the record count (PPM) for each representative SLD. Figure 2.540 shows the binned scatter-plot of srcDiv and sldDiv.

Individual SLD descriptors for gTLD: {esq}										
SLD	count	sldDiv	$\phi$ -sldDiv	ipcount	srcDiv	$\phi$ -srcDiv	oR	a-srcDiv	a-oR	rem
INCATF	0.002	0.165	1.000	$6.6E-5$	0.028	0.002	$9.58E-7$	0.165	$9.58E-7$	5576
INVALID	0.002	0.164	1.000	$1.22E-4$	0.052	0.006	$9.53E-7$	0.329	$1.91E-6$	3250
bollywood	0.002	0.139	1.000	$2E-5$	0.010	$5.07E-4$	$8.07E-7$	0.467	$2.72E-6$	1282
artalum	0.001	0.090	1.000	$1.2E-5$	0.009	$4.55E-4$	$5.25E-7$	0.558	$3.24E-6$	0

Table 2.270: Top 4 most significant SLDs for gTLD 'esq'. The SLD list holds 55.756% of the entries found in the gTLD and  $3.24E-6$  of the total number of entries for the entire experiment. **count** represents the number of records found for the SLD (in parts per million). **sldDiv** is the raw count divided by the number of records of this gTLD dump file. **oR** is the ratio of raw count to the total number of records of the experiment.  **$\phi$ -sldDiv** represents the  $\phi$  percentile of sldDiv on the entire data-set. **a-srcDiv** is the cumulative srcDiv variable. **a-oR** is the cumulative oR.

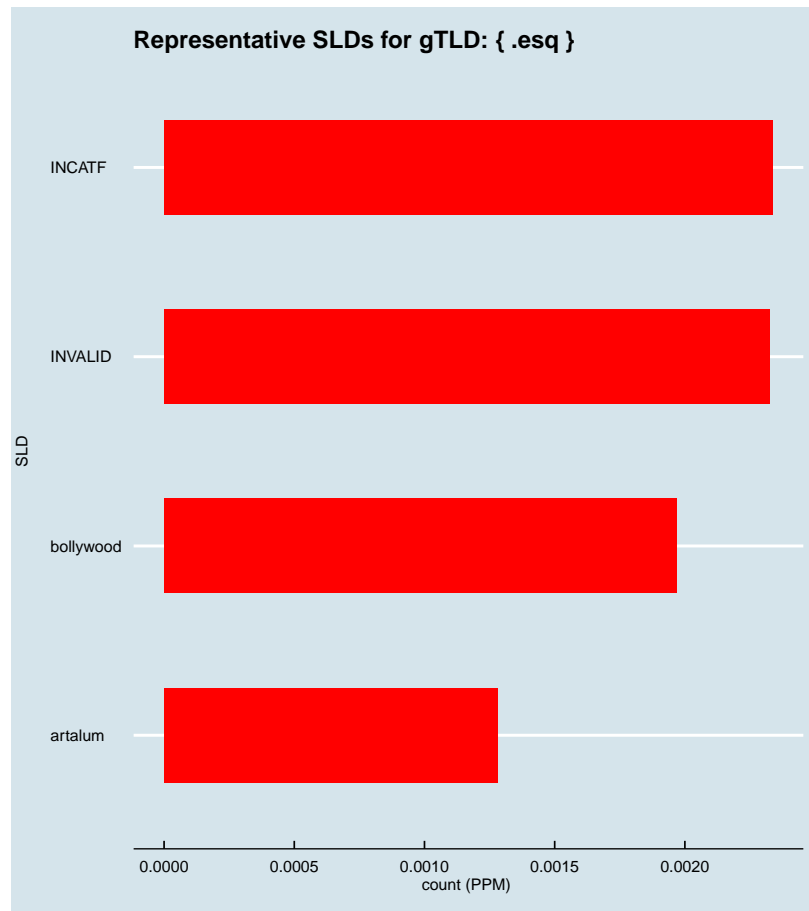


Figure 2.539: Representative SLDs for gTLD: { .esq }. The x axis displays number of times (in parts per million) the corresponding SLD (y axis) was found in the gTLD.

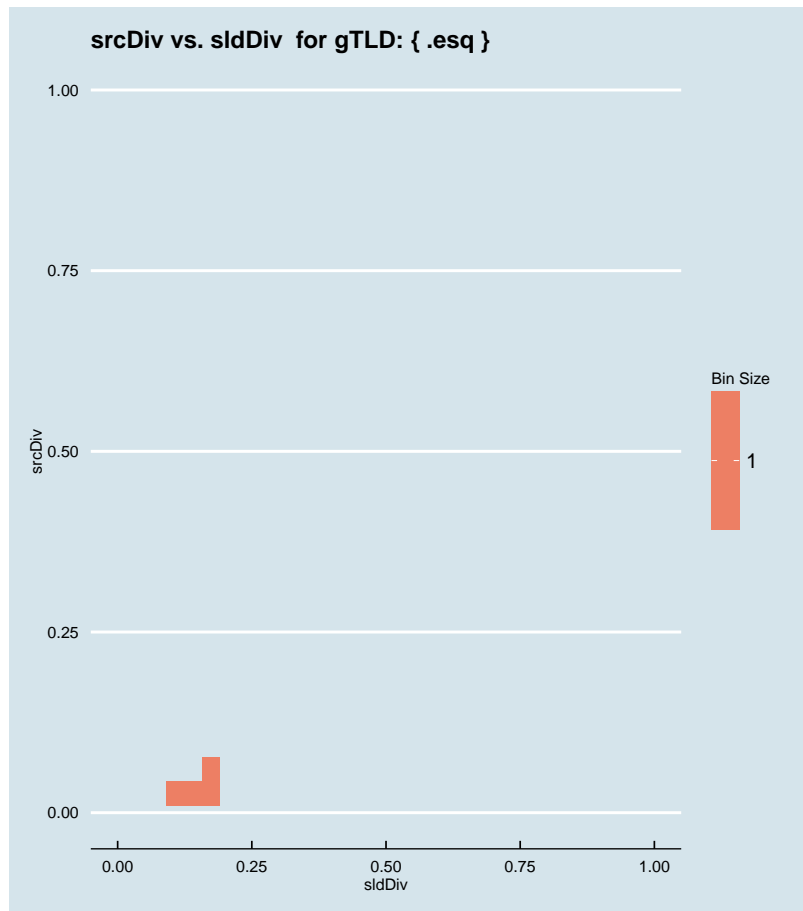


Figure 2.540: Binned scatter-plot of srcDiv and sldDiv for gTLD: { .esq }.

### :: 2.379 Representative SLDs for gTLD: { .est }

In this section, we collect representative SLDs related to gTLD: 'est'. We found 21 unique SLDs after filtering. A total of 161979 records were considered representative and they are 85.586% of the gTLD dump. Since the total number of records for this gTLD is 161979, there are 0 non-representative records (NRep). In addition, this set comprises 6.64E-5 of the entire data-set. Table 2.271 shows the corresponding SLDs ordered by the level of importance. Figure 2.541 shows the record count (PPM) for each representative SLD. Figure 2.542 shows the binned scatter-plot of srcDiv and sldDiv.

► { .est }  
 Total SLDs: 21  
 a-sldDiv: 85.586%  
 a-oR: 0.007%  
 NRep: 0

Individual SLD descriptors for gTLD: {est}										
SLD	count	sldDiv	$\phi$ -sldDiv	ipcount	srcDiv	$\phi$ -srcDiv	oR	a-srcDiv	a-oR	rem
mav	0.048	0.252	1.000	0.001	0.029	0.003	1.96E-5	0.252	1.96E-5	114257
INCATF	0.044	0.235	1.000	0.002	0.050	0.006	1.82E-5	0.487	3.78E-5	69791
INCATB	0.011	0.056	1.000	0.001	0.112	0.020	4.32E-6	0.543	4.21E-5	59242
RANDOM13	0.009	0.047	1.000	6.43E-4	0.072	0.011	3.64E-6	0.590	4.57E-5	50348
benfica	0.007	0.035	1.000	2.12E-4	0.032	0.003	2.69E-6	0.624	4.84E-5	43796
INCATC	0.005	0.027	0.999	0.002	0.368	0.101	2.1E-6	0.652	5.05E-5	38672
alhedari	0.004	0.023	0.999	5.8E-5	0.013	7.93E-4	1.77E-6	0.674	5.23E-5	34356
INCATE	0.004	0.021	0.999	0.002	0.434	0.120	1.63E-6	0.695	5.39E-5	30387
sabme	0.004	0.021	0.999	1.09E-4	0.027	0.002	1.63E-6	0.716	5.56E-5	26420
INVALID	0.003	0.016	0.999	7.07E-4	0.236	0.056	1.23E-6	0.732	5.68E-5	23424
RANDOM10	0.003	0.015	0.999	7.99E-4	0.279	0.070	1.17E-6	0.747	5.8E-5	20558
wpad	0.003	0.015	0.999	7.28E-4	0.255	0.066	1.17E-6	0.762	5.91E-5	17706
isatap	0.003	0.015	0.999	7.46E-4	0.271	0.068	1.13E-6	0.777	6.03E-5	14954
INCATD	0.003	0.014	0.999	4.08E-4	0.155	0.032	1.08E-6	0.791	6.13E-5	12314
intranet	0.002	0.011	0.999	8.5E-5	0.040	0.004	8.73E-7	0.802	6.22E-5	10184
umraniah	0.002	0.011	0.999	4.3E-5	0.021	0.002	8.44E-7	0.813	6.31E-5	8124
aquisuena	0.002	0.011	0.999	6.15E-4	0.305	0.078	8.27E-7	0.824	6.39E-5	6105
dmedal	0.002	0.010	0.999	6.4E-5	0.032	0.003	8.13E-7	0.834	6.47E-5	4121
c-dom	0.002	0.008	0.999	5E-6	0.003	1.04E-4	6.4E-7	0.842	6.53E-5	2559
SHORTSLD	0.001	0.007	0.999	6.18E-4	0.459	0.126	5.51E-7	0.849	6.59E-5	1214
gac	0.001	0.006	0.999	5.5E-5	0.045	0.005	4.98E-7	0.856	6.64E-5	0

Table 2.271: Top 21 most significant SLDs for gTLD 'est'. The SLD list holds 85.586% of the entries found in the gTLD and 6.64E-5 of the total number of entries for the entire experiment. **count** represents the number of records found for the SLD (in parts per million). **sldDiv** is the raw count divided by the number of records of this gTLD dump file. **oR** is the ratio of raw count to the total number of records of the experiment.  **$\phi$ -sldDiv** represents the  $\phi$  percentile of sldDiv on the entire data-set. **a-srcDiv** is the cumulative srcDiv variable. **a-oR** is the cumulative oR.

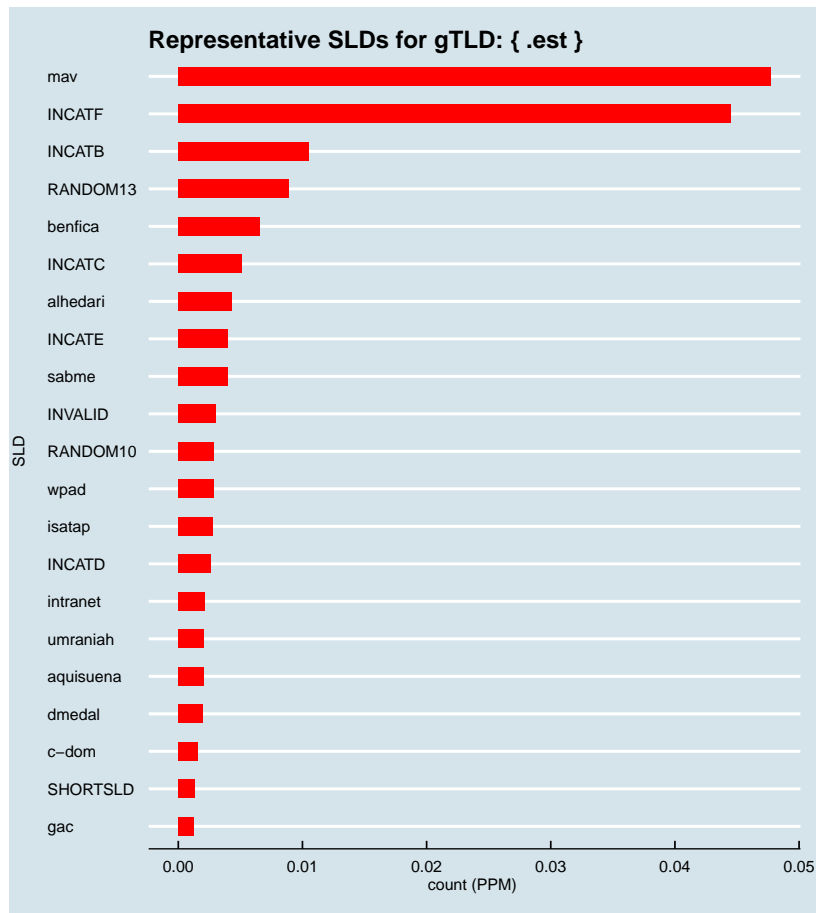


Figure 2.541: Representative SLDs for gTLD: { .est}. The x axis displays number of times (in parts per million) the corresponding SLD (y axis) was found in the gTLD.



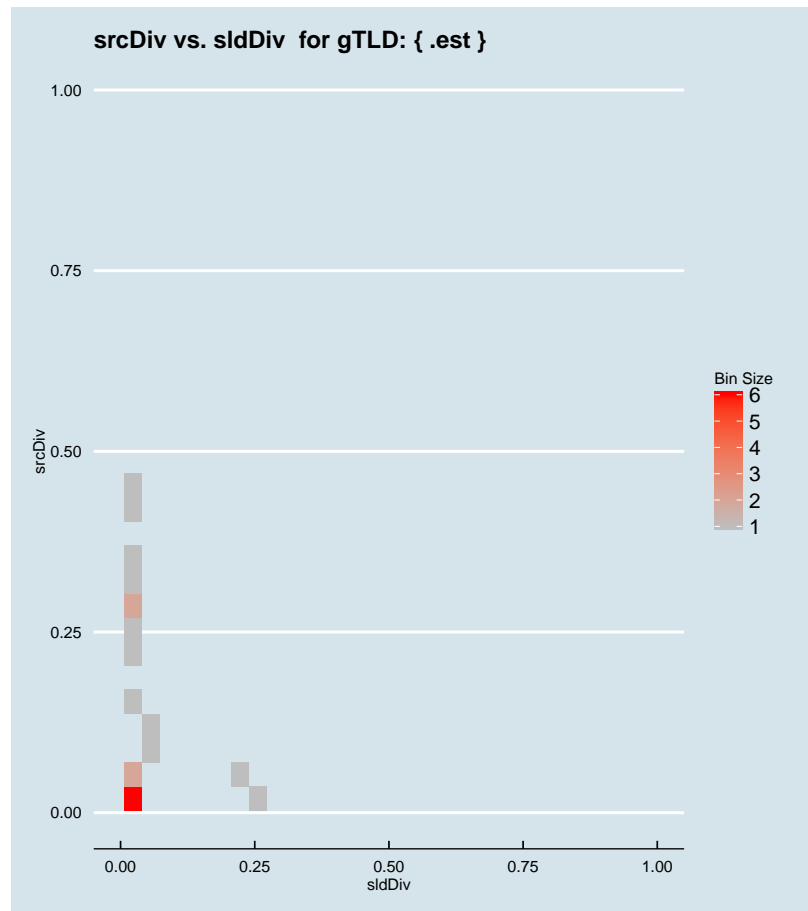


Figure 2.542: Binned scatter-plot of srcDiv and sldDiv for gTLD: { .est}.

### :: 2.380 Representative SLDs for gTLD: { .estate }

In this section, we collect representative SLDs related to gTLD: 'estate'. We found 4 unique SLDs after filtering. A total of 7534 records were considered representative and they are 64.037% of the gTLD dump. Since the total number of records for this gTLD is 7534, there are 0 non-representative records (NRep). In addition, this set comprises  $3.09E-6$  of the entire data-set. Table 2.272 shows the corresponding SLDs ordered by the level of importance. Figure 2.543 shows the record count (PPM) for each representative SLD. Figure 2.544 shows the binned scatter-plot of srcDiv and sldDiv.

► { .estate }  
Total SLDs: 4  
a-sldDiv: 64.037%  
a-oR: 0.000%  
NRep: 0



Individual SLD descriptors for gTLD: {.estate}										
SLD	count	sldDiv	$\phi$ -sldDiv	ipcount	srcDiv	$\phi$ -srcDiv	oR	a-srcDiv	a-oR	rem
INVALID	0.003	0.246	1.000	2.97E-4	0.102	0.018	1.19E-6	0.246	1.19E-6	4635
real	0.002	0.152	1.000	1.77E-4	0.099	0.016	7.34E-7	0.399	1.92E-6	2844
INCATF	0.002	0.140	1.000	5.5E-5	0.033	0.003	6.75E-7	0.539	2.6E-6	1197
INCATC	0.001	0.102	1.000	9.2E-5	0.077	0.011	4.91E-7	0.640	3.09E-6	0

Table 2.272: Top 4 most significant SLDs for gTLD 'estate'. The SLD list holds 64.037% of the entries found in the gTLD and 3.09E-6 of the total number of entries for the entire experiment. **count** represents the number of records found for the SLD (in parts per million). **sldDiv** is the raw count divided by the number of records of this gTLD dump file. **oR** is the ratio of raw count to the total number of records of the experiment.  **$\phi$ -sldDiv** represents the  $\phi$  percentile of sldDiv on the entire data-set. **a-srcDiv** is the cumulative srcDiv variable. **a-oR** is the cumulative oR.

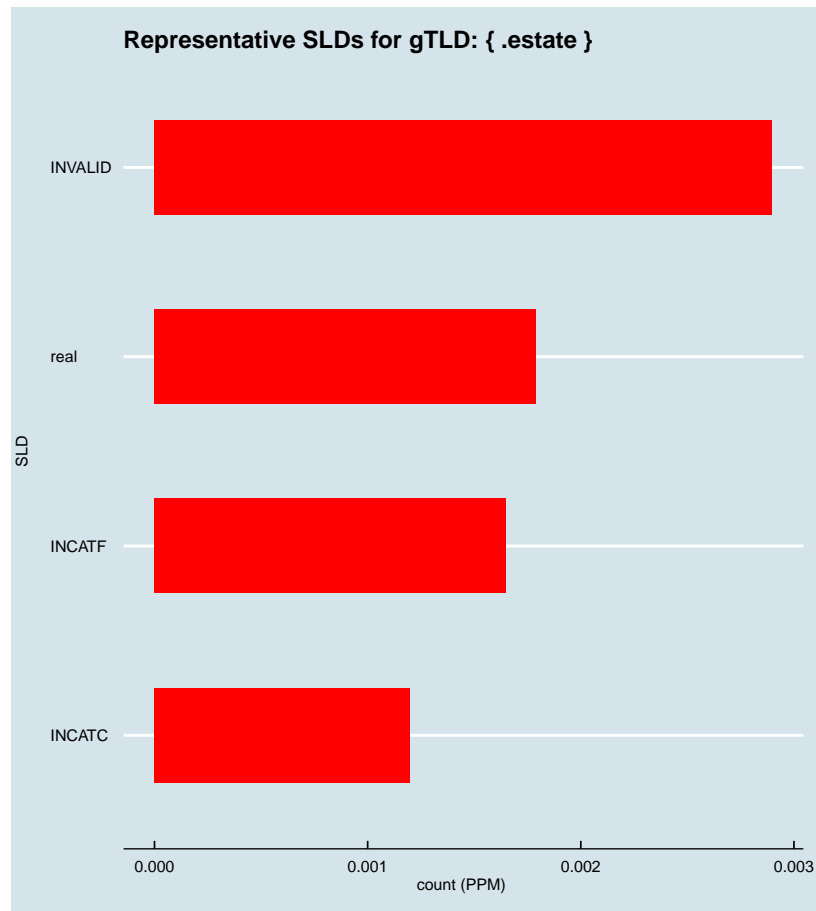


Figure 2.543: Representative SLDs for gTLD: { .estate}. The  $x$  axis displays number of times (in parts per million) the corresponding SLD ( $y$  axis) was found in the gTLD.

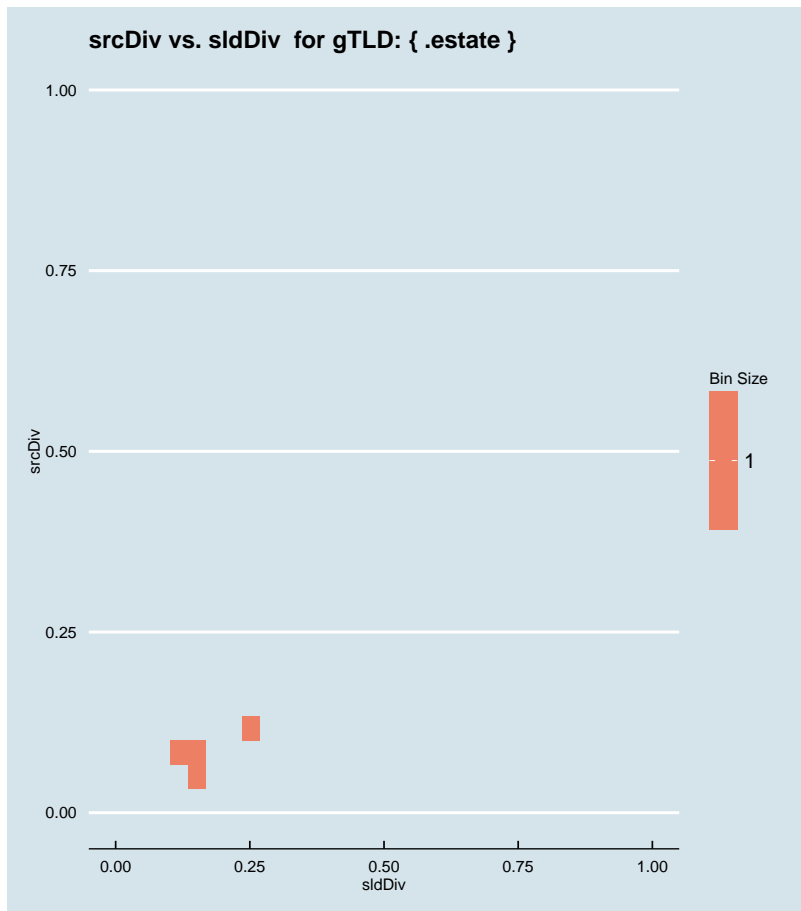


Figure 2.544: Binned scatter-plot of srcDiv and sldDiv for gTLD: {.estate}.

### :: 2.381 Representative SLDs for gTLD: {.esurance}

In this section, we collect representative SLDs related to gTLD: 'esurance'. We found 0 unique SLDs after filtering. A total of 0 records were considered representative and they are 0.000% of the gTLD dump. Since the total number of records for this gTLD is 0, there are 0 non-representative records (NRep). In addition, this set comprises 0E0 of the entire data-set.

```
► {.esurance}
Total SLDs: 0
a-sldDiv: 0.000%
a-oR: 0.000%
NRep: 0
```

### :: 2.382 Representative SLDs for gTLD: {.etisalat}

In this section, we collect representative SLDs related to gTLD: 'etisalat'. We found 2

```
► {.etisalat}
Total SLDs: 2
a-sldDiv: 28.822%
a-oR: 0.000%
NRep: 0
```

unique SLDs after filtering. A total of 2815 records were considered representative and they are 28.822% of the gTLD dump. Since the total number of records for this gTLD is 2815, there are 0 non-representative records (NRep). In addition, this set comprises  $1.15E-6$  of the entire data-set. Table 2.273 shows the corresponding SLDs ordered by the level of importance. Figure 2.545 shows the record count (PPM) for each representative SLD. Figure 2.546 shows the binned scatter-plot of srcDiv and sldDiv.

Individual SLD descriptors for gTLD: {etisalat}										
SLD	count	sldDiv	$\phi$ -sldDiv	ipcount	srcDiv	$\phi$ -srcDiv	oR	a-srcDiv	a-oR	rem
INVALID	0.001	0.145	1.000	$1.13E-4$	0.080	0.012	$5.8E-7$	0.145	$5.8E-7$	1400
RANDOM13	0.001	0.143	1.000	$1.87E-4$	0.134	0.026	$5.74E-7$	0.288	$1.15E-6$	0

Table 2.273: Top 2 most significant SLDs for gTLD 'etisalat'. The SLD list holds 28.822% of the entries found in the gTLD and  $1.15E-6$  of the total number of entries for the entire experiment. **count** represents the number of records found for the SLD (in parts per million). **sldDiv** is the raw count divided by the number of records of this gTLD dump file. **oR** is the ratio of raw count to the total number of records of the experiment.  **$\phi$ -sldDiv** represents the  $\phi$  percentile of sldDiv on the entire data-set. **a-srcDiv** is the cumulative srcDiv variable. **a-oR** is the cumulative oR.

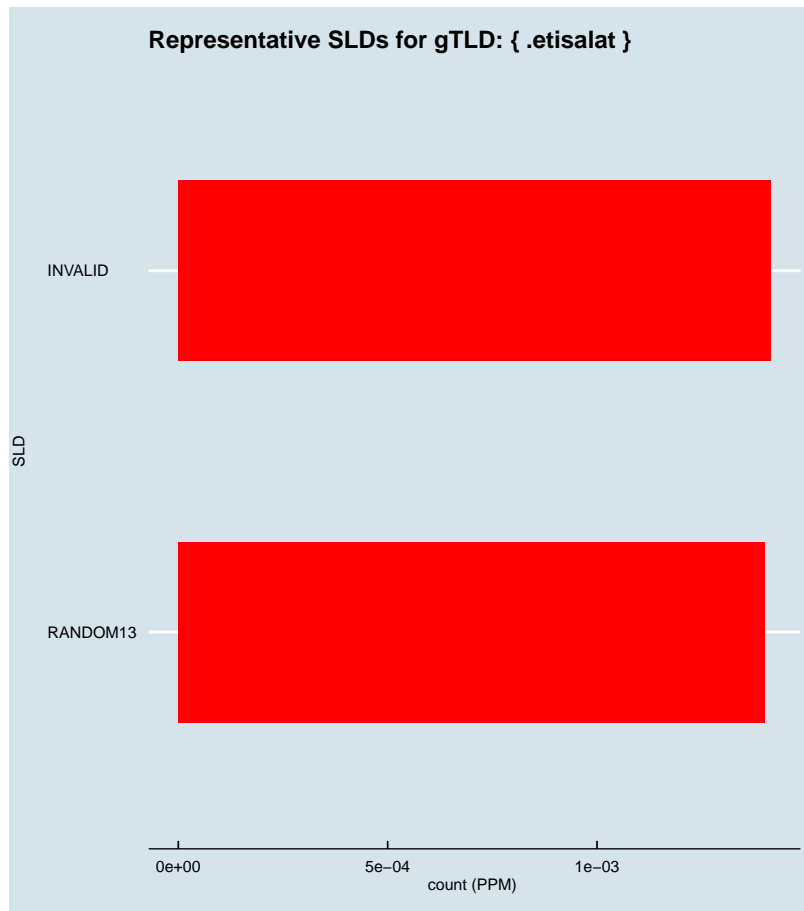


Figure 2.545: Representative SLDs for gTLD: { .etisalat }. The *x* axis displays number of times (in parts per million) the corresponding SLD (*y* axis) was found in the gTLD.

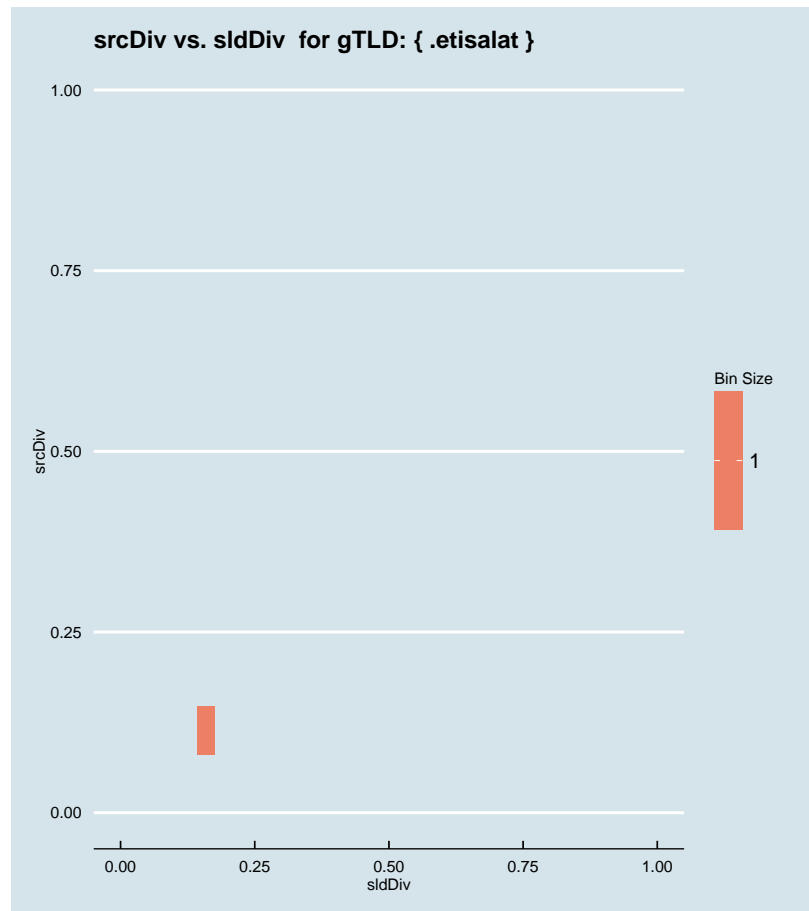


Figure 2.546: Binned scatter-plot of srcDiv and sldDiv for gTLD: { .etisalat}.

### :: 2.383 Representative SLDs for gTLD: { .eurovision }

In this section, we collect representative SLDs related to gTLD: 'eurovision'. We found 0 unique SLDs after filtering. A total of 0 records were considered representative and they are 0.000% of the gTLD dump. Since the total number of records for this gTLD is 0, there are 0 non-representative records (NRep). In addition, this set comprises 0E0 of the entire data-set.

► { .eurovision }  
Total SLDs: 0  
a-sldDiv: 0.000%  
a-oR: 0.000%  
NRep: 0

### :: 2.384 Representative SLDs for gTLD: { .eus }

In this section, we collect representative SLDs related to gTLD: 'eus'. We found 0

► { .eus }  
Total SLDs: 0  
a-sldDiv: 0.000%  
a-oR: 0.000%  
NRep: 0



unique SLDs after filtering. A total of 0 records were considered representative and they are 0.000% of the gTLD dump. Since the total number of records for this gTLD is 0, there are 0 non-representative records (NRep). In addition, this set comprises 0E0 of the entire data-set.

### :: 2.385 Representative SLDs for gTLD: {.events}

In this section, we collect representative SLDs related to gTLD: 'events'. We found 5 unique SLDs after filtering. A total of 7251 records were considered representative and they are 47.776% of the gTLD dump. Since the total number of records for this gTLD is 7251, there are 0 non-representative records (NRep). In addition, this set comprises 2.97E−6 of the entire data-set. Table 2.274 shows the corresponding SLDs ordered by the level of importance. Figure 2.547 shows the record count (PPM) for each representative SLD. Figure 2.548 shows the binned scatter-plot of srcDiv and sldDiv.

► {.events}  
 Total SLDs: 5  
 a-sldDiv: 47.776%  
 a-oR: 0.000%  
 NRep: 0

Individual SLD descriptors for gTLD: {.events}										
SLD	count	sldDiv	$\phi$ -sldDiv	ipcount	srcDiv	$\phi$ -srcDiv	oR	a-srcDiv	a-oR	rem
RANDOM13	0.002	0.119	1.000	4.51E−4	0.250	0.065	7.38E−7	0.119	7.38E−7	5450
thegarageg...	0.002	0.114	1.000	0.001	0.578	0.190	7.1E−7	0.233	1.45E−6	3717
INCATB	0.001	0.083	1.000	7.75E−4	0.618	0.201	5.14E−7	0.315	1.96E−6	2463
INCATF	0.001	0.082	1.000	1.52E−4	0.122	0.022	5.13E−7	0.398	2.47E−6	1212
RANDOM10	0.001	0.080	1.000	1.91E−4	0.158	0.032	4.97E−7	0.478	2.97E−6	0

Table 2.274: Top 5 most significant SLDs for gTLD 'events'. The SLD list holds 47.776% of the entries found in the gTLD and 2.97E−6 of the total number of entries for the entire experiment. **count** represents the number of records found for the SLD (in parts per million). **sldDiv** is the raw count divided by the number of records of this gTLD dump file. **oR** is the ratio of raw count to the total number of records of the experiment.  **$\phi$ -sldDiv** represents the  $\phi$  percentile of sldDiv on the entire data-set. **a-srcDiv** is the cumulative srcDiv variable. **a-oR** is the cumulative oR.



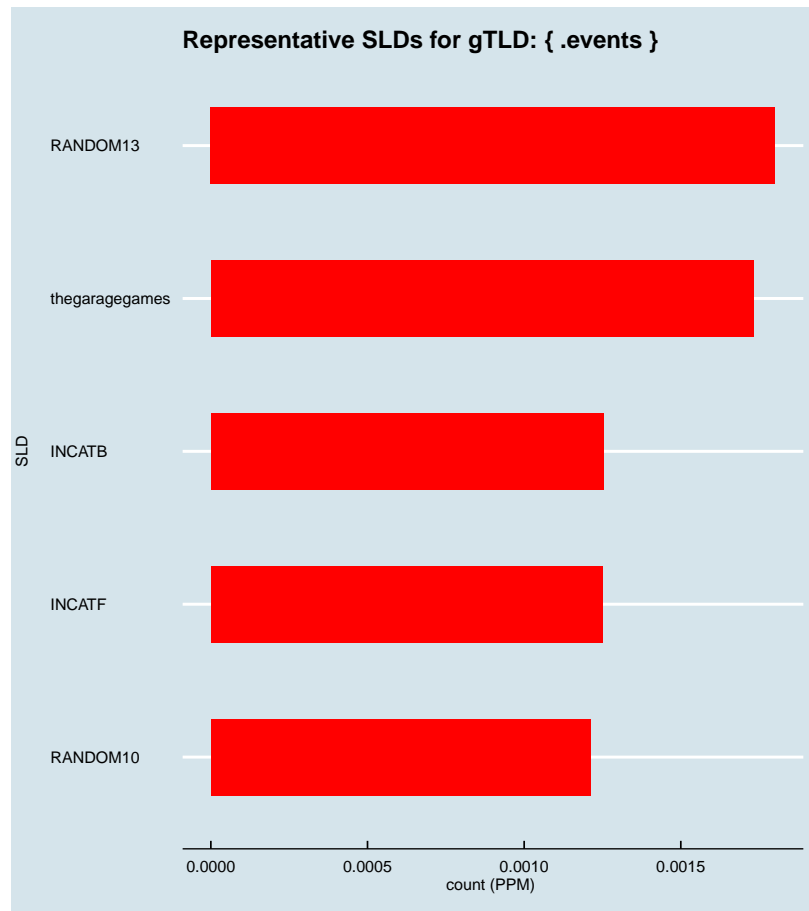


Figure 2.547: Representative SLDs for gTLD: { .events}. The  $x$  axis displays number of times (in parts per million) the corresponding SLD ( $y$  axis) was found in the gTLD.

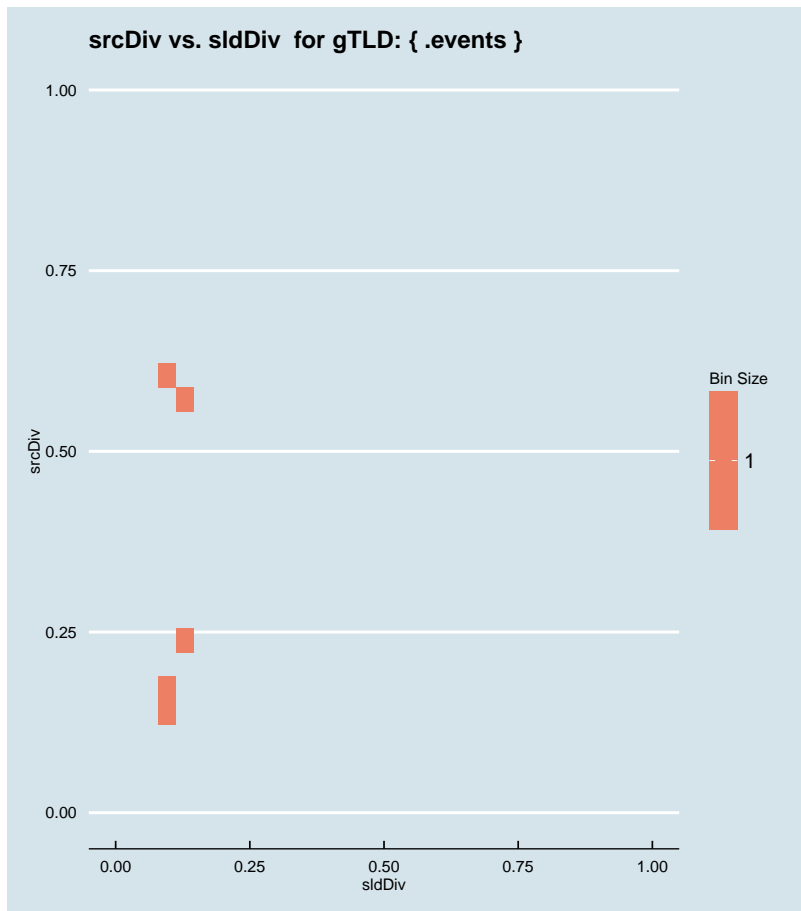


Figure 2.548: Binned scatter-plot of srcDiv and sldDiv for gTLD: { .events }.

∴ 2.386 Representative SLDs for gTLD: { .everbank }

In this section, we collect representative SLDs related to gTLD: 'everbank'. We found 0 unique SLDs after filtering. A total of 0 records were considered representative and they are 0.000% of the gTLD dump. Since the total number of records for this gTLD is 0, there are 0 non-representative records (NRep). In addition, this set comprises 0EO of the entire data-set.

► { .everbank }  
 Total SLDs: 0  
 a-sldDiv: 0.000%  
 a-oR: 0.000%  
 NRep: 0

∴ 2.387 Representative SLDs for gTLD: { .exchange }

In this section, we collect representative SLDs related to gTLD: 'exchange'. We found

► { .exchange }  
 Total SLDs: 19  
 a-sldDiv: 73.406%  
 a-oR: 0.009%  
 NRep: 0

19 unique SLDs after filtering. A total of 225824 records were considered representative and they are 73.406% of the gTLD dump. Since the total number of records for this gTLD is 225824, there are 0 non-representative records (NRep). In addition, this set comprises  $9.25E-5$  of the entire data-set. Table 2.275 shows the corresponding SLDs ordered by the level of importance. Figure 2.549 shows the record count (PPM) for each representative SLD. Figure 2.550 shows the binned scatter-plot of srcDiv and sldDiv.

Individual SLD descriptors for gTLD: {exchange}										
SLD	count	sldDiv	$\phi$ -sldDiv	ipcount	srcDiv	$\phi$ -srcDiv	oR	a-srcDiv	a-oR	rem
INCATF	0.065	0.210	1.000	0.004	0.067	0.009	$2.65E-5$	0.210	$2.65E-5$	161250
INCATC	0.053	0.171	1.000	0.002	0.037	0.004	$2.16E-5$	0.381	$4.8E-5$	108618
RANDOM13	0.036	0.118	1.000	$9.7E-4$	0.027	0.002	$1.48E-5$	0.499	$6.29E-5$	72411
INCATB	0.017	0.057	1.000	0.003	0.180	0.039	$7.13E-6$	0.555	$7E-5$	55005
autodiscov...	0.011	0.036	1.000	0.001	0.125	0.023	$4.56E-6$	0.591	$7.46E-5$	43889
INVALID	0.010	0.033	1.000	0.001	0.133	0.025	$4.22E-6$	0.625	$7.88E-5$	33601
RANDOM10	0.007	0.022	0.999	$8.17E-4$	0.118	0.022	$2.83E-6$	0.647	$8.16E-5$	26691
INCATI	0.005	0.016	0.999	$2.44E-4$	0.049	0.006	$2.05E-6$	0.664	$8.37E-5$	21681
INCATD	0.004	0.013	0.999	0.002	0.470	0.127	$1.6E-6$	0.676	$8.53E-5$	17778
internet	0.004	0.012	0.999	$5.64E-4$	0.153	0.031	$1.51E-6$	0.688	$8.68E-5$	14101
imc	0.003	0.009	0.999	$2.6E-5$	0.010	$4.84E-4$	$1.09E-6$	0.697	$8.79E-5$	11451
sollan	0.002	0.006	0.999	$9.7E-5$	0.050	0.006	$7.91E-7$	0.703	$8.86E-5$	9520
wpad	0.002	0.006	0.999	$3.96E-4$	0.234	0.055	$6.95E-7$	0.709	$8.93E-5$	7825
panmail	0.001	0.005	0.999	$4.46E-4$	0.309	0.079	$5.92E-7$	0.713	$8.99E-5$	6381
INCATK	0.001	0.004	0.999	$6.84E-4$	0.514	0.178	$5.45E-7$	0.718	$9.05E-5$	5051
delcarpio	0.001	0.004	0.999	$2.7E-5$	0.021	0.002	$5.26E-7$	0.722	$9.1E-5$	3767
elevator	0.001	0.004	0.999	$6.5E-5$	0.051	0.006	$5.2E-7$	0.726	$9.15E-5$	2499
caorda	0.001	0.004	0.999	$9.2E-5$	0.073	0.011	$5.18E-7$	0.730	$9.2E-5$	1236
metallo	0.001	0.004	0.998	$1.4E-5$	0.011	$6.04E-4$	$5.07E-7$	0.734	$9.25E-5$	0

Table 2.275: Top 19 most significant SLDs for gTLD 'exchange'. The SLD list holds 73.406% of the entries found in the gTLD and  $9.25E-5$  of the total number of entries for the entire experiment. **count** represents the number of records found for the SLD (in parts per million). **sldDiv** is the raw count divided by the number of records of this gTLD dump file. **oR** is the ratio of raw count to the total number of records of the experiment.  **$\phi$ -sldDiv** represents the  $\phi$  percentile of sldDiv on the entire data-set. **a-srcDiv** is the cumulative srcDiv variable. **a-oR** is the cumulative oR.



Figure 2.549: Representative SLDs for gTLD: { .exchange }. The x axis displays number of times (in parts per million) the corresponding SLD (y axis) was found in the gTLD.

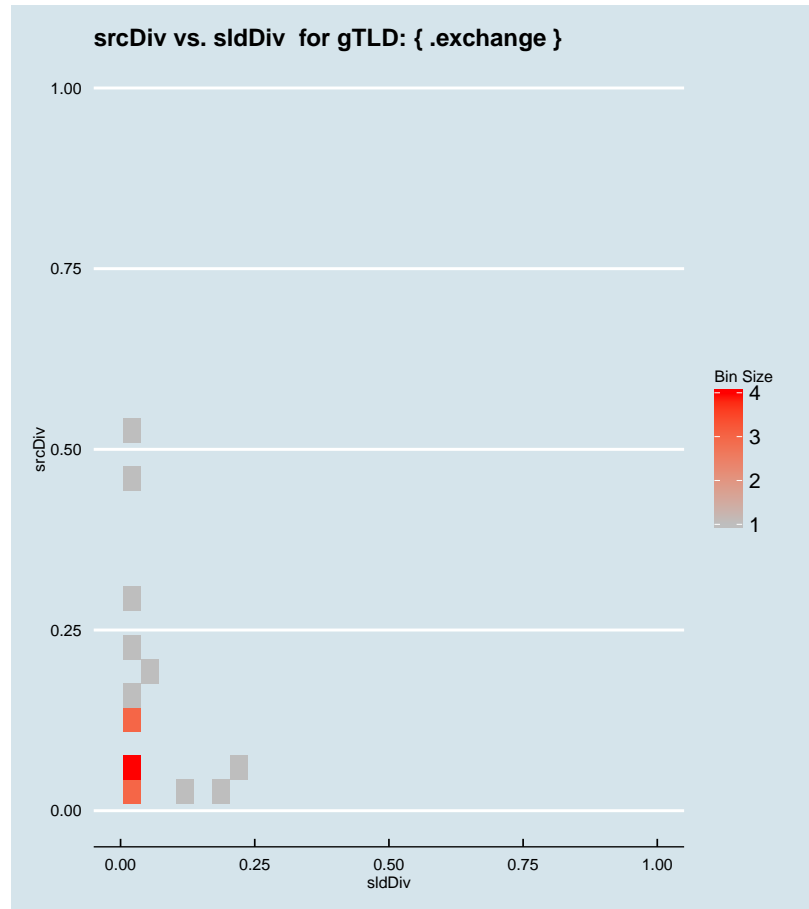


Figure 2.550: Binned scatter-plot of srcDiv and sldDiv for gTLD: { .exchange }.

### :: 2.388 Representative SLDs for gTLD: { .expert }

In this section, we collect representative SLDs related to gTLD: 'expert'. We found 8 unique SLDs after filtering. A total of 32465 records were considered representative and they are 74.206% of the gTLD dump. Since the total number of records for this gTLD is 32465, there are 0 non-representative records (NRep). In addition, this set comprises 1.33E-5 of the entire data-set. Table 2.276 shows the corresponding SLDs ordered by the level of importance. Figure 2.551 shows the record count (PPM) for each representative SLD. Figure 2.552 shows the binned scatter-plot of srcDiv and sldDiv.

► { .expert }  
Total SLDs: 8  
a-sldDiv: 74.206%  
a-oR: 0.001%  
NRep: 0

Individual SLD descriptors for gTLD: {expert}										
SLD	count	sldDiv	$\phi$ -sldDiv	ipcount	srcDiv	$\phi$ -srcDiv	oR	a-srcDiv	a-oR	rem
INCATF	0.010	0.236	1.000	3.99E-4	0.039	0.004	4.23E-6	0.236	4.23E-6	22133
RANDOM10	0.004	0.099	1.000	4.13E-4	0.096	0.016	1.77E-6	0.335	6E-6	17823
INCATC	0.003	0.079	1.000	2.95E-4	0.085	0.013	1.42E-6	0.414	7.42E-6	14351
RANDOM13	0.003	0.078	1.000	3.17E-4	0.093	0.015	1.39E-6	0.492	8.82E-6	10952
INCATB	0.003	0.077	1.000	6.79E-4	0.202	0.048	1.38E-6	0.569	1.02E-5	7584
sara	0.003	0.073	1.000	5E-5	0.016	0.001	1.31E-6	0.642	1.15E-5	4388
INVALID	0.003	0.069	1.000	3.24E-4	0.107	0.019	1.24E-6	0.711	1.27E-5	1353
wpad	0.001	0.031	1.000	3.39E-4	0.251	0.065	5.54E-7	0.742	1.33E-5	0

Table 2.276: Top 8 most significant SLDs for gTLD 'expert'. The SLD list holds 74.206% of the entries found in the gTLD and 1.33E-5 of the total number of entries for the entire experiment. **count** represents the number of records found for the SLD (in parts per million). **sldDiv** is the raw count divided by the number of records of this gTLD dump file. **oR** is the ratio of raw count to the total number of records of the experiment.  $\phi$ -**sldDiv** represents the  $\phi$  percentile of sldDiv on the entire data-set. **a-srcDiv** is the cumulative srcDiv variable. **a-oR** is the cumulative oR.

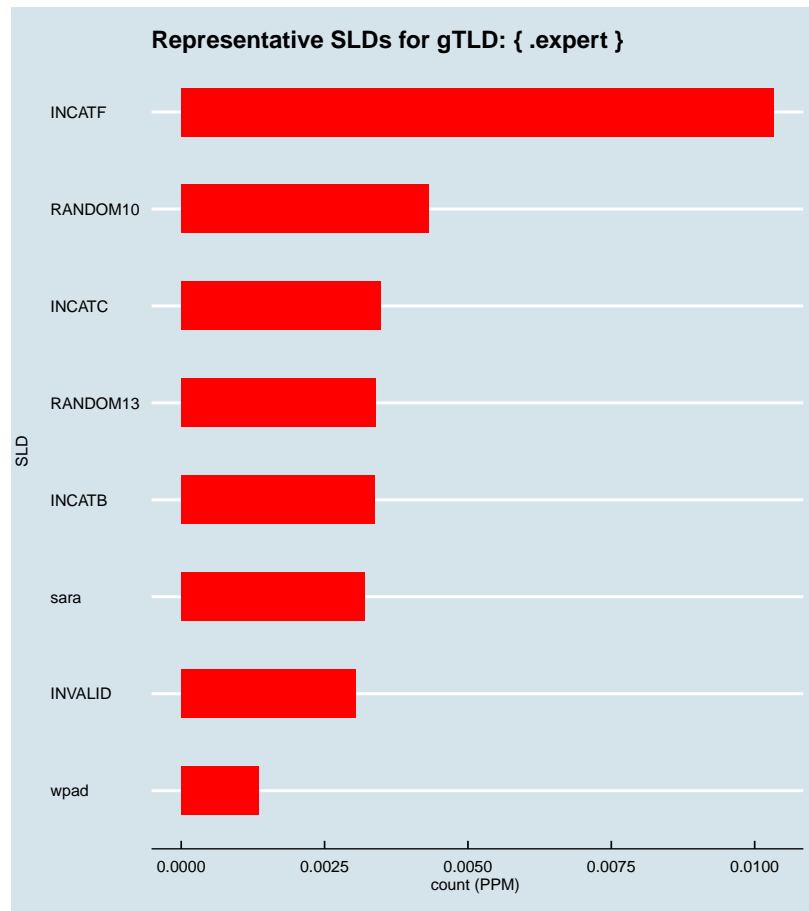


Figure 2.551: Representative SLDs for gTLD: { .expert }. The  $x$  axis displays number of times (in parts per million) the corresponding SLD ( $y$  axis) was found in the gTLD.

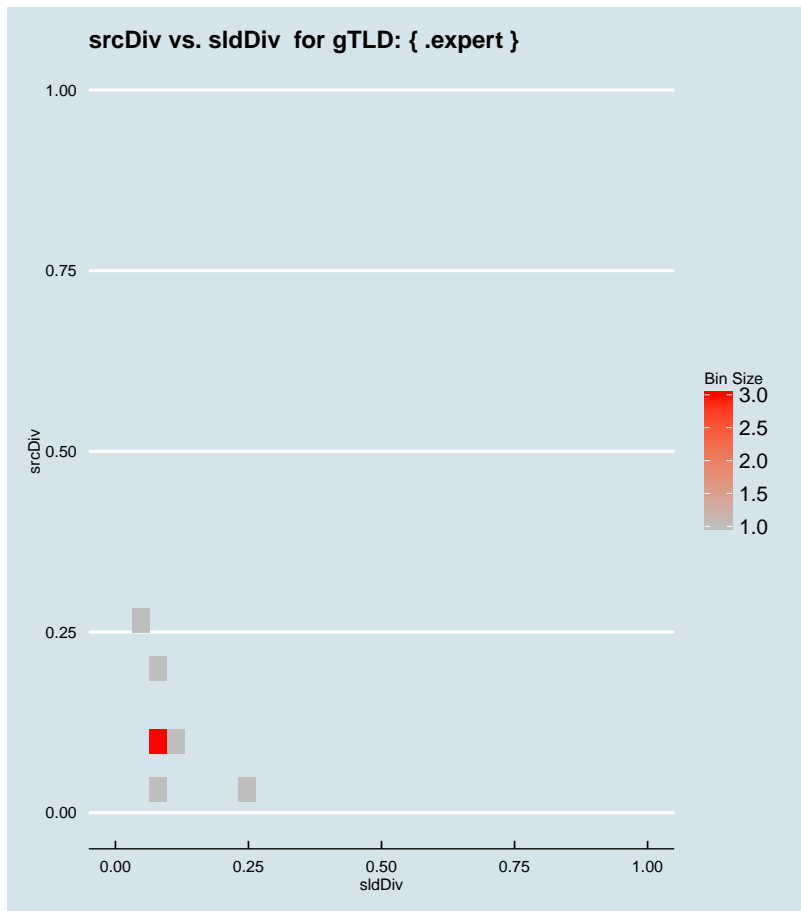


Figure 2.552: Binned scatter-plot of srcDiv and sldDiv for gTLD: {.expert}.

### :: 2.389 Representative SLDs for gTLD: {.exposed}

In this section, we collect representative SLDs related to gTLD: 'exposed'. We found 0 unique SLDs after filtering. A total of 0 records were considered representative and they are 0.000% of the gTLD dump. Since the total number of records for this gTLD is 0, there are 0 non-representative records (NRep). In addition, this set comprises 0E0 of the entire data-set.

```
► {.exposed}
Total SLDs: 0
a-sldDiv: 0.000%
a-oR: 0.000%
NRep: 0
```

### :: 2.390 Representative SLDs for gTLD: {.express}

In this section, we collect representative SLDs related to gTLD: 'express'. We found 15

```
► {.express}
Total SLDs: 15
a-sldDiv: 79.762%
a-oR: 0.005%
NRep: 0
```



unique SLDs after filtering. A total of 119485 records were considered representative and they are 79.762% of the gTLD dump. Since the total number of records for this gTLD is 119485, there are 0 non-representative records (NRep). In addition, this set comprises  $4.9E-5$  of the entire data-set. Table 2.277 shows the corresponding SLDs ordered by the level of importance. Figure 2.553 shows the record count (PPM) for each representative SLD. Figure 2.554 shows the binned scatter-plot of srcDiv and sldDiv.

Individual SLD descriptors for gTLD: {express}										
SLD	count	sldDiv	$\phi$ -sldDiv	ipcount	srcDiv	$\phi$ -srcDiv	oR	a-srcDiv	a-oR	rem
RANDOM10	0.043	0.288	1.000	0.002	0.036	0.004	$1.77E-5$	0.288	$1.77E-5$	76395
RANDOM13	0.019	0.127	1.000	$7.09E-4$	0.037	0.004	$7.82E-6$	0.415	$2.55E-5$	57311
INVALID	0.011	0.075	1.000	0.001	0.128	0.024	$4.62E-6$	0.490	$3.01E-5$	46042
INCATF	0.011	0.073	1.000	$7.25E-4$	0.066	0.009	$4.48E-6$	0.563	$3.46E-5$	35113
INCATB	0.010	0.066	1.000	0.001	0.114	0.021	$4.06E-6$	0.629	$3.86E-5$	25203
INCATC	0.007	0.047	1.000	$8.84E-4$	0.126	0.024	$2.87E-6$	0.676	$4.15E-5$	18210
pewter	0.004	0.026	0.999	$7.95E-4$	0.205	0.048	$1.59E-6$	0.702	$4.31E-5$	14333
planet	0.003	0.021	0.999	$2.47E-4$	0.078	0.012	$1.3E-6$	0.723	$4.44E-5$	11167
INCATE	0.002	0.013	0.999	0.001	0.748	0.244	$8.13E-7$	0.736	$4.52E-5$	9182
mastervig	0.002	0.013	0.999	$1.9E-5$	0.010	$4.8E-4$	$7.97E-7$	0.749	$4.6E-5$	7238
wpad	0.002	0.013	0.999	$7.27E-4$	0.379	0.104	$7.86E-7$	0.762	$4.68E-5$	5320
INCATD	0.001	0.009	0.999	$2.93E-4$	0.206	0.048	$5.83E-7$	0.772	$4.74E-5$	3898
ilog	0.001	0.009	0.999	$1.1E-5$	0.008	$3.88E-4$	$5.37E-7$	0.780	$4.79E-5$	2587
isatap	0.001	0.009	0.999	$5.81E-4$	0.443	0.122	$5.37E-7$	0.789	$4.84E-5$	1276
airphil	0.001	0.009	0.999	$2.31E-4$	0.181	0.039	$5.23E-7$	0.798	$4.9E-5$	0

Table 2.277: Top 15 most significant SLDs for gTLD 'express'. The SLD list holds 79.762% of the entries found in the gTLD and  $4.9E-5$  of the total number of entries for the entire experiment. **count** represents the number of records found for the SLD (in parts per million). **sldDiv** is the raw count divided by the number of records of this gTLD dump file. **oR** is the ratio of raw count to the total number of records of the experiment.  **$\phi$ -sldDiv** represents the  $\phi$  percentile of sldDiv on the entire data-set. **a-srcDiv** is the cumulative srcDiv variable. **a-oR** is the cumulative oR.

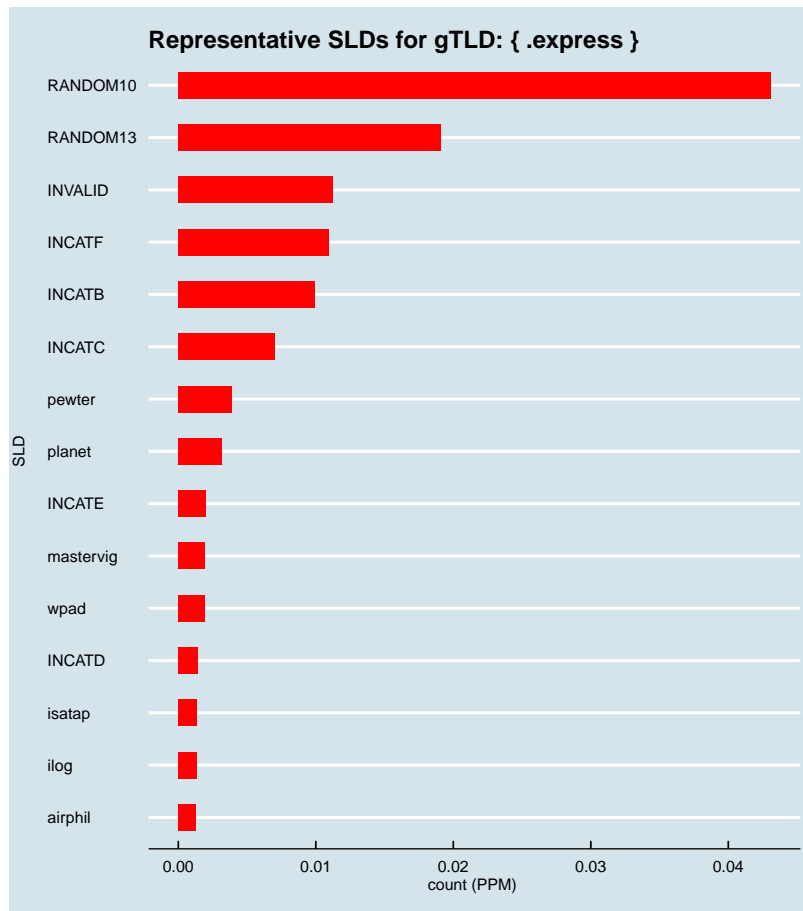


Figure 2.553: Representative SLDs for gTLD: { .express}. The *x* axis displays number of times (in parts per million) the corresponding SLD (*y* axis) was found in the gTLD.

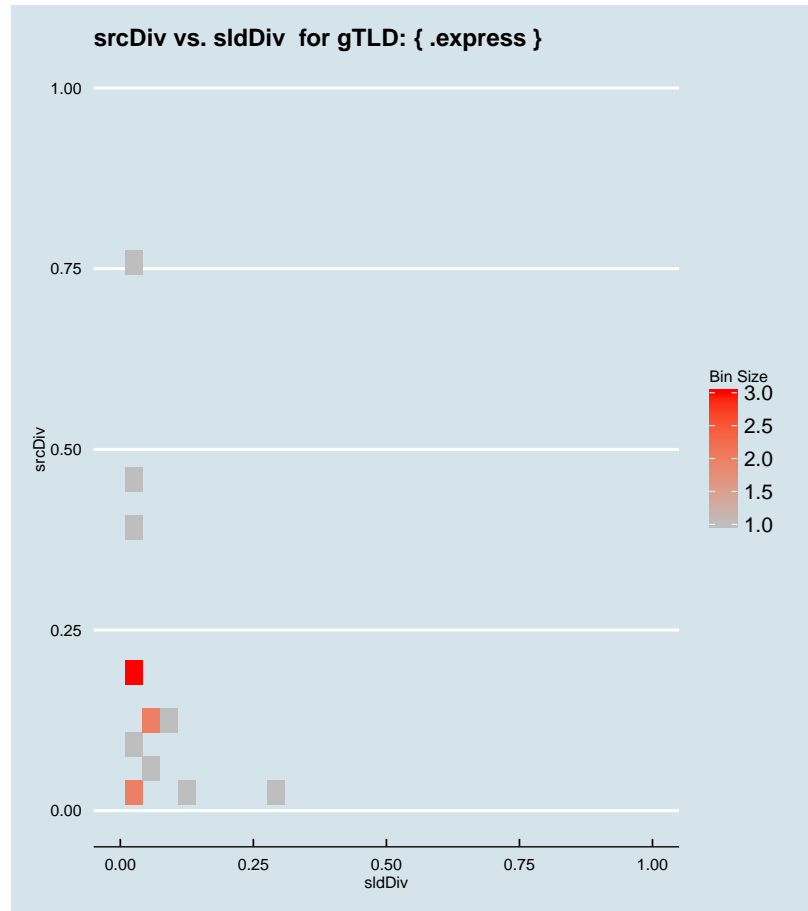


Figure 2.554: Binned scatter-plot of srcDiv and sldDiv for gTLD: { .express}.

### :: 2.391 Representative SLDs for gTLD: { .extraspace }

In this section, we collect representative SLDs related to gTLD: 'extraspace'. We found 0 unique SLDs after filtering. A total of 0 records were considered representative and they are 0.000% of the gTLD dump. Since the total number of records for this gTLD is 0, there are 0 non-representative records (NRep). In addition, this set comprises 0E0 of the entire data-set.

► { .extraspace }  
Total SLDs: 0  
a-sldDiv: 0.000%  
a-oR: 0.000%  
NRep: 0

### :: 2.392 Representative SLDs for gTLD: { .fage }

In this section, we collect representative SLDs related to gTLD: 'fage'. We found 1

► { .fage }  
Total SLDs: 1  
a-sldDiv: 61.144%  
a-oR: 0.000%  
NRep: 0



unique SLDs after filtering. A total of 1978 records were considered representative and they are 61.144% of the gTLD dump. Since the total number of records for this gTLD is 1978, there are 0 non-representative records (NRep). In addition, this set comprises  $8.11E-7$  of the entire data-set. Table 2.278 shows the corresponding SLDs ordered by the level of importance. Figure 2.555 shows the record count (PPM) for each representative SLD. Figure 2.556 shows the binned scatter-plot of srcDiv and sldDiv.

Individual SLD descriptors for gTLD: {fage}										
SLD	count	sldDiv	$\phi$ -sldDiv	ipcount	srcDiv	$\phi$ -srcDiv	oR	a-srcDiv	a-oR	rem
bureau	0.002	0.611	1.000	$1.86E-4$	0.094	0.015	$8.11E-7$	0.611	$8.11E-7$	0

Table 2.278: Top 1 most significant SLDs for gTLD 'fage'. The SLD list holds 61.144% of the entries found in the gTLD and  $8.11E-7$  of the total number of entries for the entire experiment. **count** represents the number of records found for the SLD (in parts per million). **sldDiv** is the raw count divided by the number of records of this gTLD dump file. **oR** is the ratio of raw count to the total number of records of the experiment.  **$\phi$ -sldDiv** represents the  $\phi$  percentile of sldDiv on the entire data-set. **a-srcDiv** is the cumulative srcDiv variable. **a-oR** is the cumulative oR.

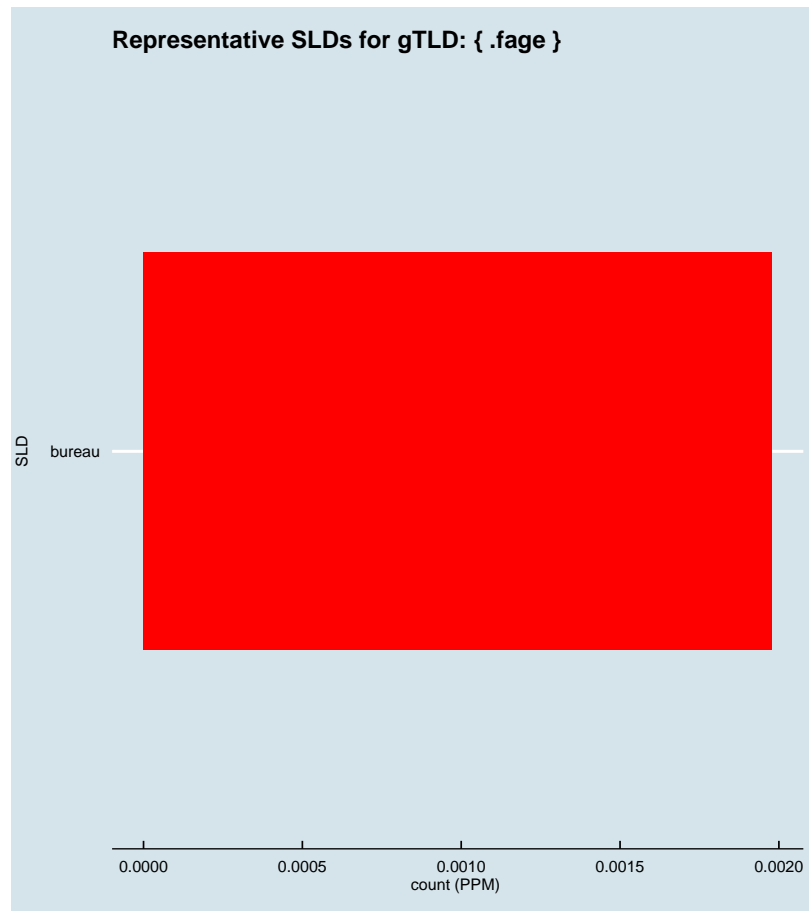


Figure 2.555: Representative SLDs for gTLD: { .fage }. The  $x$  axis displays number of times (in parts per million) the corresponding SLD ( $y$  axis) was found in the gTLD.

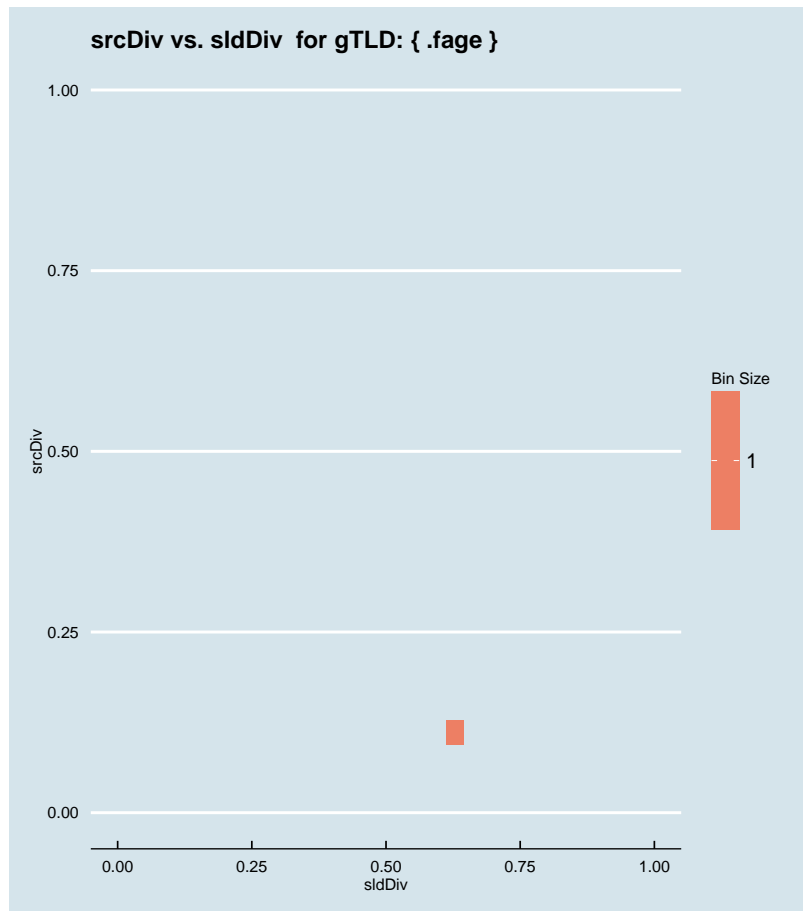


Figure 2.556: Binned scatter-plot of srcDiv and sldDiv for gTLD: { .fage}.

### :: 2.393 Representative SLDs for gTLD: { .fail}

In this section, we collect representative SLDs related to gTLD: 'fail'. We found 4 unique SLDs after filtering. A total of 45495 records were considered representative and they are 83.317% of the gTLD dump. Since the total number of records for this gTLD is 45495, there are 0 non-representative records (NRep). In addition, this set comprises 1.86E-5 of the entire data-set. Table 2.279 shows the corresponding SLDs ordered by the level of importance. Figure 2.557 shows the record count (PPM) for each representative SLD. Figure 2.558 shows the binned scatter-plot of srcDiv and sldDiv.

► { .fail}  
 Total SLDs: 4  
 a-sldDiv: 83.317%  
 a-oR: 0.002%  
 NRep: 0

Individual SLD descriptors for gTLD: {fail}										
SLD	count	sldDiv	$\phi$ -sldDiv	ipcount	srcDiv	$\phi$ -srcDiv	oR	a-srcDiv	a-oR	rem
plz	0.022	0.412	1.000	1.4E-5	6.23E-4	9.25E-6	9.21E-6	0.412	9.21E-6	23019
INCATC	0.020	0.366	1.000	9.48E-4	0.047	0.005	8.18E-6	0.777	1.74E-5	3049
RANDOM13	0.002	0.030	1.000	3.5E-4	0.214	0.050	6.71E-7	0.807	1.81E-5	1412
INCATB	0.001	0.026	0.999	3.06E-4	0.217	0.051	5.79E-7	0.833	1.86E-5	0

Table 2.279: Top 4 most significant SLDs for gTLD 'fail'. The SLD list holds 83.317% of the entries found in the gTLD and 1.86E-5 of the total number of entries for the entire experiment. **count** represents the number of records found for the SLD (in parts per million). **sldDiv** is the raw count divided by the number of records of this gTLD dump file. **oR** is the ratio of raw count to the total number of records of the experiment.  **$\phi$ -sldDiv** represents the  $\phi$  percentile of sldDiv on the entire data-set. **a-srcDiv** is the cumulative srcDiv variable. **a-oR** is the cumulative oR.

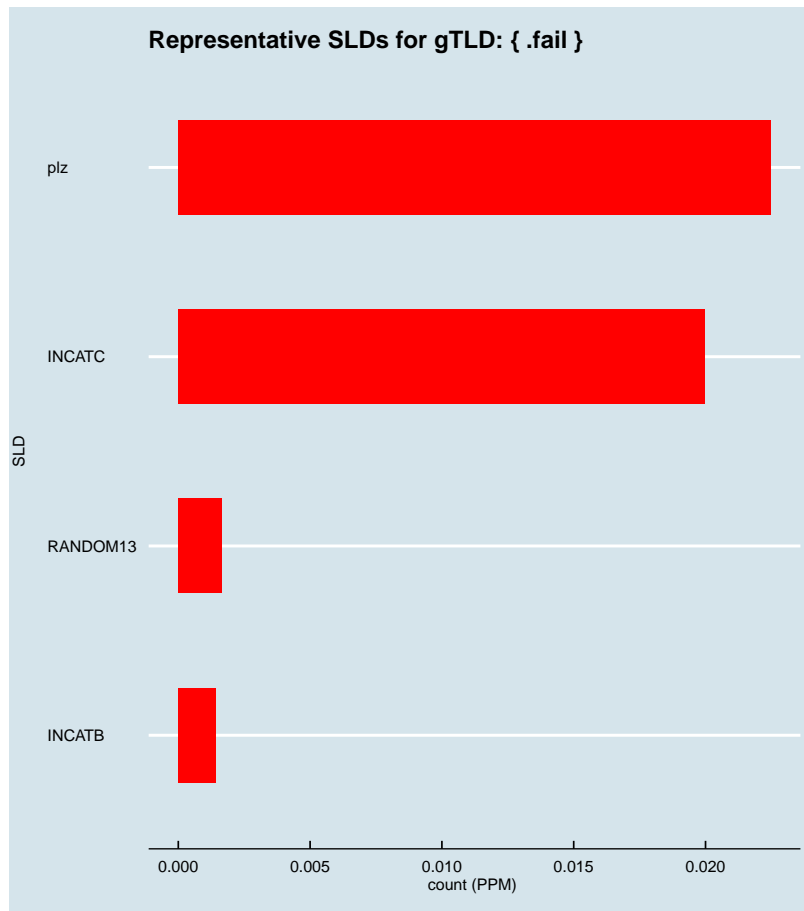


Figure 2.557: Representative SLDs for gTLD: { .fail}. The x axis displays number of times (in parts per million) the corresponding SLD (y axis) was found in the gTLD.



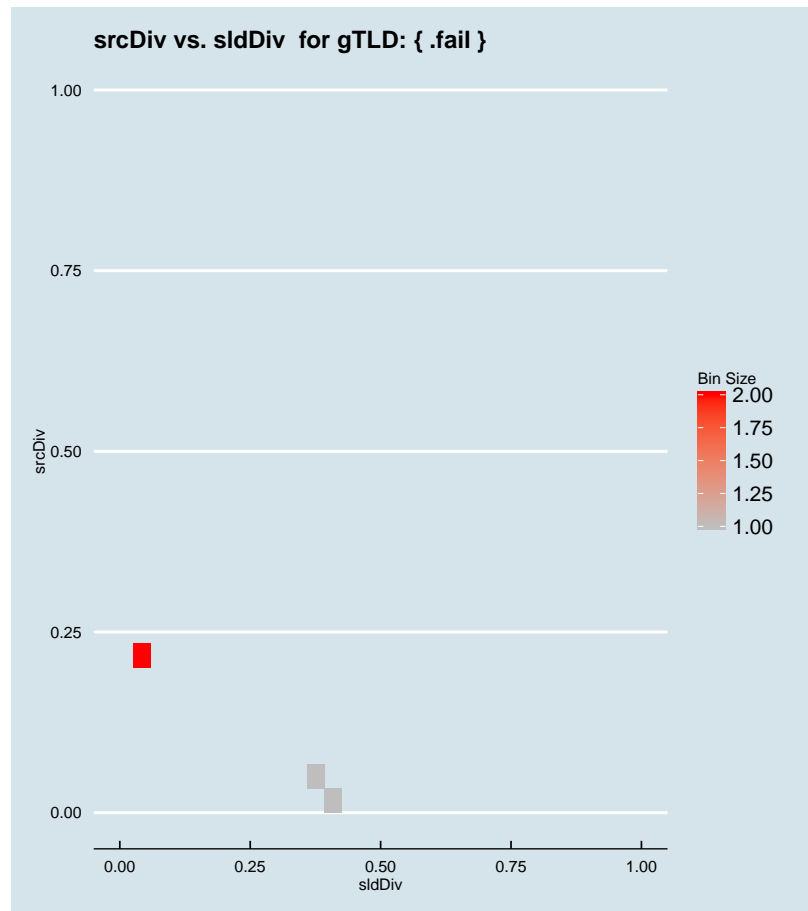


Figure 2.558: Binned scatter-plot of srcDiv and sldDiv for gTLD: {.fail}.

### :: 2.394 Representative SLDs for gTLD: {.fairwinds}

In this section, we collect representative SLDs related to gTLD: 'fairwinds'. We found 0 unique SLDs after filtering. A total of 0 records were considered representative and they are 0.000% of the gTLD dump. Since the total number of records for this gTLD is 0, there are 0 non-representative records (NRep). In addition, this set comprises 0E0 of the entire data-set.

▶ {.fairwinds}  
Total SLDs: 0  
a-sldDiv: 0.000%  
a-oR: 0.000%  
NRep: 0

### :: 2.395 Representative SLDs for gTLD: {.faith}

In this section, we collect representative SLDs related to gTLD: 'faith'. We found 5

▶ {.faith}  
Total SLDs: 5  
a-sldDiv: 92.061%  
a-oR: 0.003%  
NRep: 0

unique SLDs after filtering. A total of 80351 records were considered representative and they are 92.061% of the gTLD dump. Since the total number of records for this gTLD is 80351, there are 0 non-representative records (NRep). In addition, this set comprises  $3.29E-5$  of the entire data-set. Table 2.280 shows the corresponding SLDs ordered by the level of importance. Figure 2.559 shows the record count (PPM) for each representative SLD. Figure 2.560 shows the binned scatter-plot of srcDiv and sldDiv.

Individual SLD descriptors for gTLD: {faith}										
SLD	count	sldDiv	$\phi$ -sldDiv	ipcount	srcDiv	$\phi$ -srcDiv	oR	a-srcDiv	a-oR	rem
INCATB	0.064	0.736	1.000	$3.83E-4$	0.006	$2.4E-4$	$2.63E-5$	0.736	$2.63E-5$	16156
INVALID	0.010	0.119	1.000	$4.43E-4$	0.043	0.005	$4.24E-6$	0.854	$3.05E-5$	5807
wpad	0.002	0.024	0.999	$4.8E-4$	0.230	0.054	$8.55E-7$	0.878	$3.14E-5$	3721
RANDOM10	0.002	0.023	0.999	$3.72E-4$	0.185	0.041	$8.23E-7$	0.901	$3.22E-5$	1712
isatap	0.002	0.020	0.999	$4.28E-4$	0.250	0.065	$7.02E-7$	0.921	$3.29E-5$	0

Table 2.280: Top 5 most significant SLDs for gTLD 'faith'. The SLD list holds 92.061% of the entries found in the gTLD and  $3.29E-5$  of the total number of entries for the entire experiment. **count** represents the number of records found for the SLD (in parts per million). **sldDiv** is the raw count divided by the number of records of this gTLD dump file. **oR** is the ratio of raw count to the total number of records of the experiment.  **$\phi$ -sldDiv** represents the  $\phi$  percentile of sldDiv on the entire data-set. **a-srcDiv** is the cumulative srcDiv variable. **a-oR** is the cumulative oR.

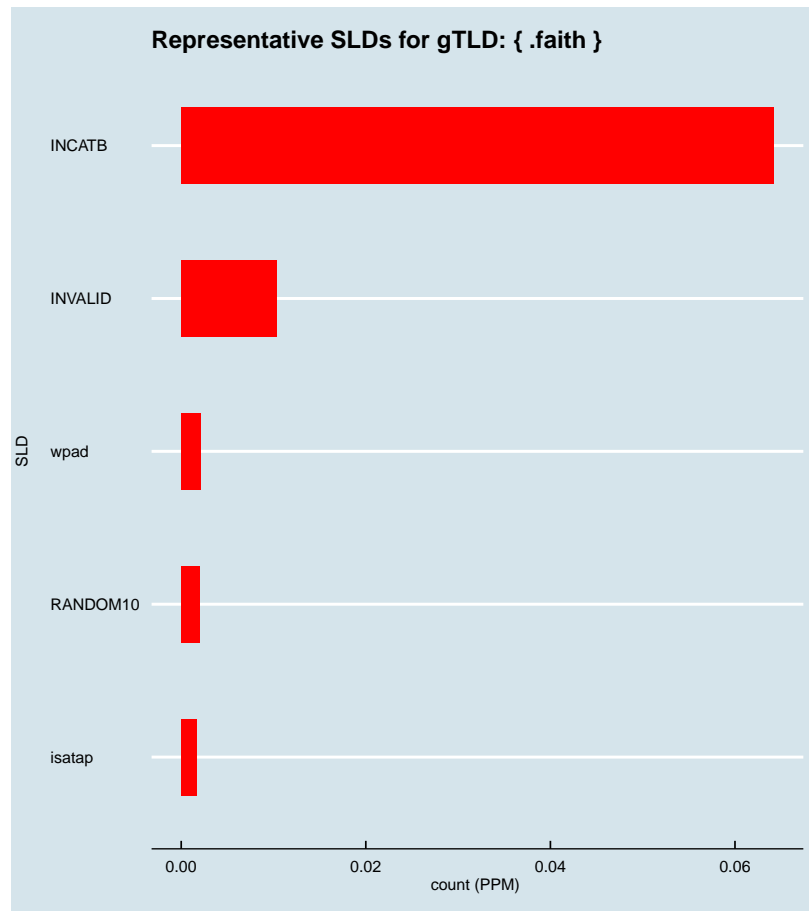


Figure 2.559: Representative SLDs for gTLD: { .faith }. The  $x$  axis displays number of times (in parts per million) the corresponding SLD ( $y$  axis) was found in the gTLD.

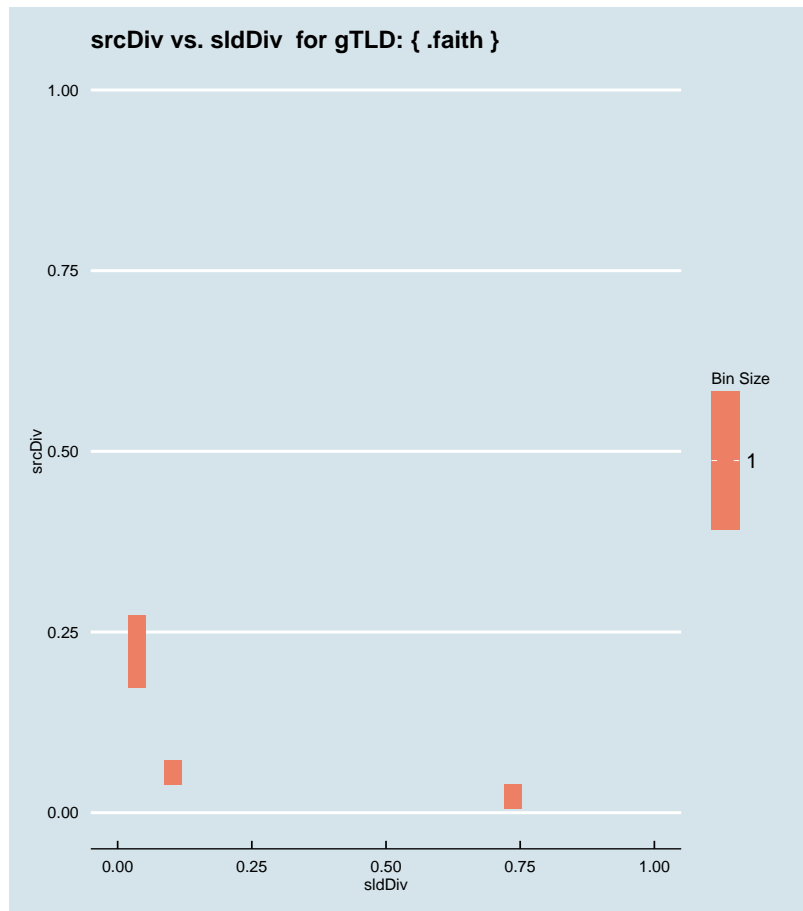


Figure 2.560: Binned scatter-plot of srcDiv and sldDiv for gTLD: { .faith }.

### :: 2.396 Representative SLDs for gTLD: { .family }

In this section, we collect representative SLDs related to gTLD: 'family'. We found 27 unique SLDs after filtering. A total of 507665 records were considered representative and they are 82.148% of the gTLD dump. Since the total number of records for this gTLD is 507665, there are 0 non-representative records (NRep). In addition, this set comprises 2.08E-4 of the entire data-set. Table 2.281 shows the corresponding SLDs ordered by the level of importance. Figure 2.561 shows the record count (PPM) for each representative SLD. Figure 2.562 shows the binned scatter-plot of srcDiv and sldDiv.

► { .family }  
 Total SLDs: 27  
 a-sldDiv: 82.148%  
 a-oR: 0.021%  
 NRep: 0

Individual SLD descriptors for gTLD: {family}										
SLD	count	sldDiv	$\phi$ -sldDiv	ipcount	srcDiv	$\phi$ -srcDiv	oR	a-srcDiv	a-oR	rem
INVALID	0.195	0.316	1.000	0.006	0.033	0.003	8.01E-5	0.316	8.01E-5	312171
INCATB	0.086	0.139	1.000	0.005	0.063	0.009	3.53E-5	0.456	1.15E-4	225980
RANDOM10	0.055	0.089	1.000	0.005	0.085	0.013	2.25E-5	0.545	1.38E-4	171171
wpad	0.036	0.059	1.000	0.006	0.170	0.037	1.49E-5	0.603	1.53E-4	134762
INCATF	0.036	0.058	1.000	0.002	0.057	0.007	1.47E-5	0.662	1.68E-4	98858
isatap	0.025	0.040	1.000	0.005	0.207	0.048	1E-5	0.701	1.78E-4	74357
INCATC	0.018	0.029	0.999	0.003	0.145	0.030	7.25E-6	0.730	1.85E-4	56669
RANDOM13	0.017	0.027	0.999	0.001	0.072	0.011	6.77E-6	0.757	1.92E-4	40154
INCATD	0.004	0.007	0.999	6.61E-4	0.152	0.031	1.78E-6	0.764	1.93E-4	35803
king	0.004	0.006	0.999	4.9E-5	0.013	7.78E-4	1.51E-6	0.770	1.95E-4	32122
smith	0.003	0.005	0.999	5E-5	0.015	9.7E-4	1.34E-6	0.775	1.96E-4	28859
herdeg	0.003	0.005	0.999	3.7E-5	0.012	6.74E-4	1.25E-6	0.780	1.97E-4	25799
SHORTSLD	0.003	0.004	0.999	0.001	0.394	0.107	1.11E-6	0.784	1.99E-4	23094
raben	0.002	0.004	0.998	2.6E-5	0.010	5.33E-4	1.02E-6	0.788	2E-4	20616
server001	0.002	0.004	0.998	2E-6	8.7E-4	1.39E-5	9.43E-7	0.792	2.01E-4	18316
cheek	0.002	0.003	0.998	2.5E-5	0.012	6.59E-4	8.6E-7	0.795	2.01E-4	16218
broome	0.002	0.003	0.998	5E-5	0.026	0.002	7.82E-7	0.798	2.02E-4	14311
litomisky	0.002	0.003	0.998	1.04E-4	0.057	0.007	7.44E-7	0.801	2.03E-4	12495
tran	0.002	0.003	0.998	1.49E-4	0.086	0.014	7.11E-7	0.804	2.04E-4	10759
barton	0.002	0.003	0.998	9.2E-5	0.057	0.007	6.66E-7	0.807	2.04E-4	9133
fantast	0.001	0.002	0.998	3.26E-4	0.222	0.051	6.02E-7	0.809	2.05E-4	7663
hpd390f3	0.001	0.002	0.998	6.4E-5	0.046	0.005	5.75E-7	0.811	2.05E-4	6260
INCATF	0.001	0.002	0.998	0.001	0.727	0.242	5.69E-7	0.814	2.06E-4	4872
gonzales	0.001	0.002	0.998	1.06E-4	0.085	0.013	5.1E-7	0.816	2.07E-4	3628
vivekhome	0.001	0.002	0.998	2.3E-5	0.019	0.001	4.99E-7	0.818	2.07E-4	2410
brw78e400f...	0.001	0.002	0.998	7.2E-5	0.060	0.008	4.95E-7	0.820	2.08E-4	1202
router	0.001	0.002	0.998	1.4E-4	0.116	0.021	4.93E-7	0.821	2.08E-4	0

Table 2.281: Top 27 most significant SLDs for gTLD 'family'. The SLD list holds 82.148% of the entries found in the gTLD and 2.08E-4 of the total number of entries for the entire experiment. **count** represents the number of records found for the SLD (in parts per million). **sldDiv** is the raw count divided by the number of records of this gTLD dump file. **oR** is the ratio of raw count to the total number of records of the experiment.  **$\phi$ -sldDiv** represents the  $\phi$  percentile of sldDiv on the entire data-set. **a-srcDiv** is the cumulative srcDiv variable. **a-oR** is the cumulative oR.

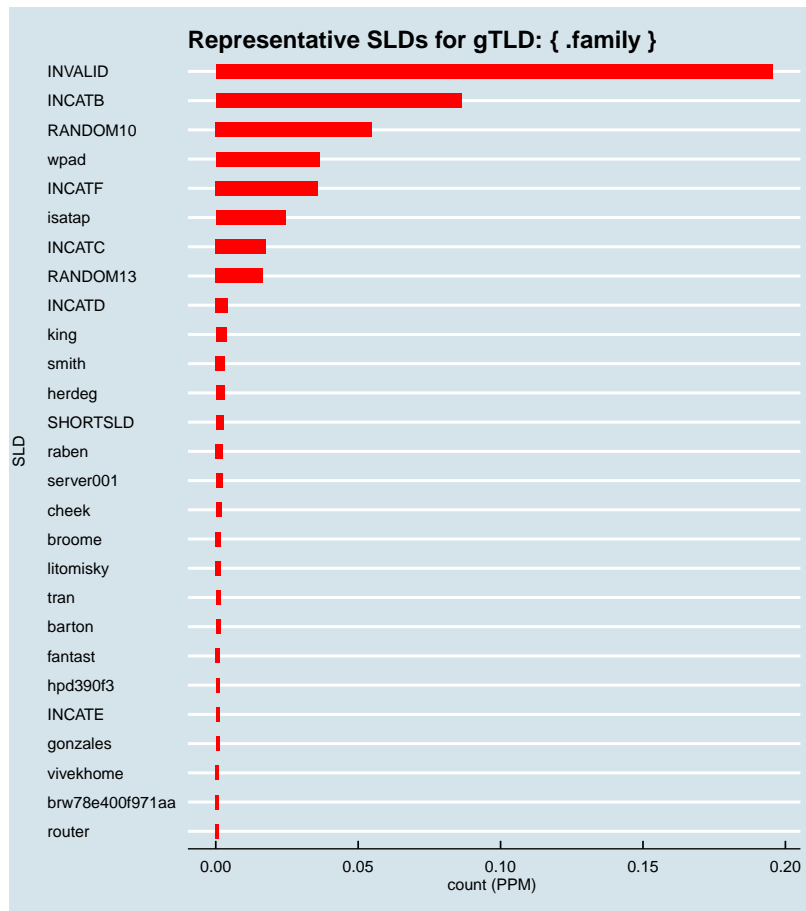


Figure 2.561: Representative SLDs for gTLD: { .family }. The *x* axis displays number of times (in parts per million) the corresponding SLD (*y* axis) was found in the gTLD.

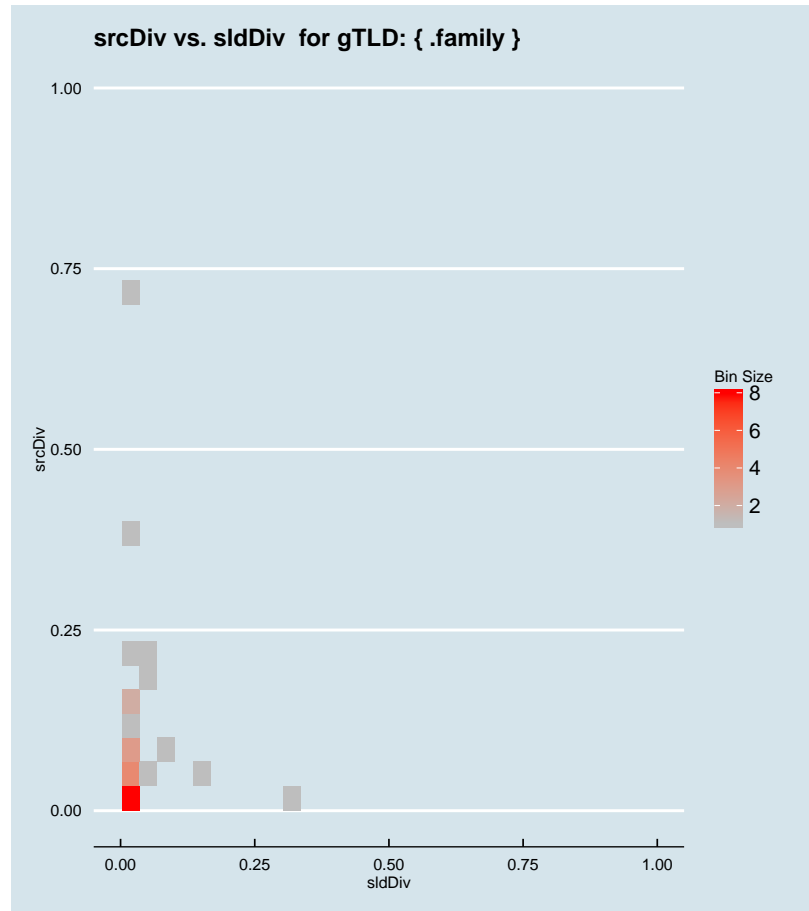


Figure 2.562: Binned scatter-plot of srcDiv and sldDiv for gTLD: {.family}.

### :: 2.397 Representative SLDs for gTLD: {.fan}

In this section, we collect representative SLDs related to gTLD: 'fan'. We found 9 unique SLDs after filtering. A total of 33858 records were considered representative and they are 72.450% of the gTLD dump. Since the total number of records for this gTLD is 33858, there are 0 non-representative records (NRep). In addition, this set comprises 1.39E-5 of the entire data-set. Table 2.282 shows the corresponding SLDs ordered by the level of importance. Figure 2.563 shows the record count (PPM) for each representative SLD. Figure 2.564 shows the binned scatter-plot of srcDiv and sldDiv.

► {.fan}  
Total SLDs: 9  
a-sldDiv: 72.450%  
a-oR: 0.001%  
NRep: 0

Individual SLD descriptors for gTLD: {fan}										
SLD	count	sldDiv	$\phi$ -sldDiv	ipcount	srcDiv	$\phi$ -srcDiv	oR	a-srcDiv	a-oR	rem
INVALID	0.011	0.232	1.000	5.11E-4	0.047	0.005	4.45E-6	0.232	4.45E-6	23004
INCATB	0.007	0.152	1.000	0.001	0.144	0.030	2.91E-6	0.384	7.36E-6	15910
RANDOM10	0.003	0.065	1.000	9.64E-4	0.320	0.081	1.24E-6	0.449	8.59E-6	12894
INCATE	0.003	0.060	1.000	0.002	0.692	0.234	1.15E-6	0.509	9.74E-6	10093
INCATC	0.003	0.059	1.000	8.45E-4	0.306	0.078	1.13E-6	0.568	1.09E-5	7333
RANDOM13	0.003	0.056	1.000	5.2E-4	0.199	0.043	1.07E-6	0.624	1.19E-5	4716
wpad	0.002	0.045	1.000	6.83E-4	0.321	0.081	8.71E-7	0.669	1.28E-5	2590
INCATF	0.001	0.029	0.999	1.21E-4	0.089	0.014	5.54E-7	0.698	1.34E-5	1237
tamy	0.001	0.026	0.999	1.5E-5	0.012	6.77E-4	5.07E-7	0.724	1.39E-5	0

Table 2.282: Top 9 most significant SLDs for gTLD 'fan'. The SLD list holds 72.450% of the entries found in the gTLD and 1.39E-5 of the total number of entries for the entire experiment. **count** represents the number of records found for the SLD (in parts per million). **sldDiv** is the raw count divided by the number of records of this gTLD dump file. **oR** is the ratio of raw count to the total number of records of the experiment.  **$\phi$ -sldDiv** represents the  $\phi$  percentile of sldDiv on the entire data-set. **a-srcDiv** is the cumulative srcDiv variable. **a-oR** is the cumulative oR.



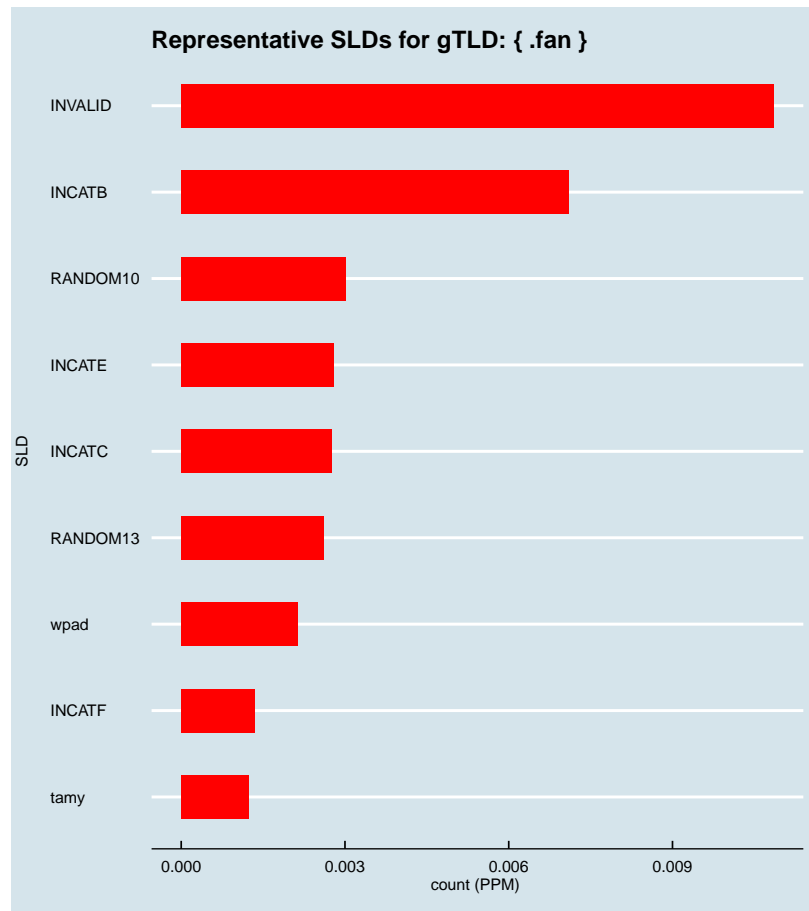


Figure 2.563: Representative SLDs for gTLD: { .fan }. The x axis displays number of times (in parts per million) the corresponding SLD (y axis) was found in the gTLD.

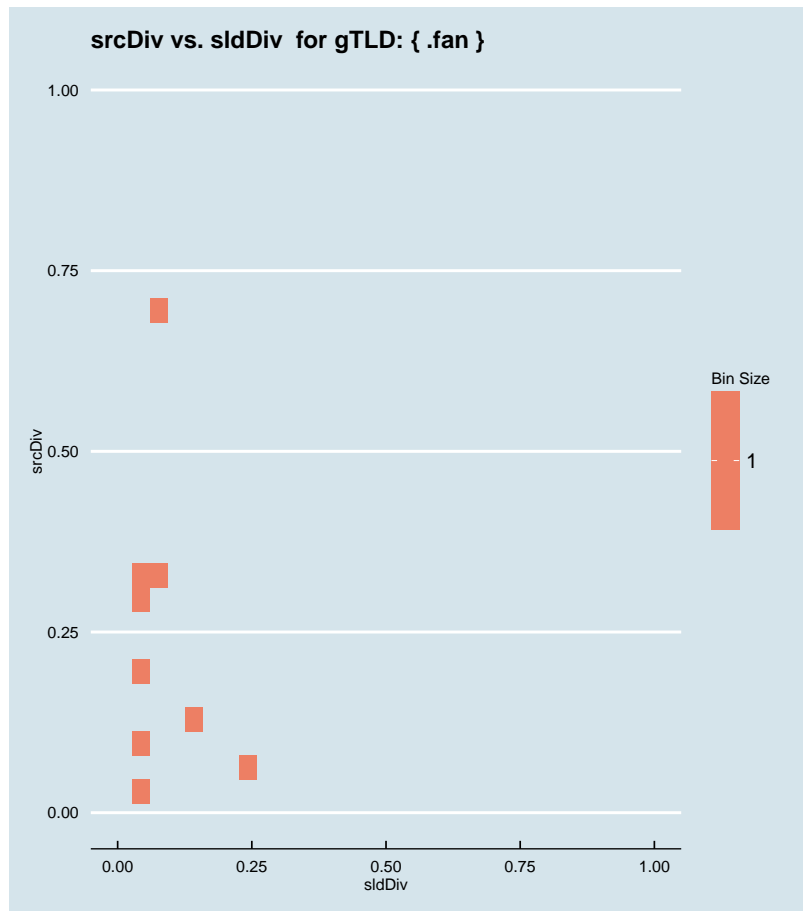


Figure 2.564: Binned scatter-plot of srcDiv and sldDiv for gTLD: { .fan }.

### :: 2.398 Representative SLDs for gTLD: { .fans }

In this section, we collect representative SLDs related to gTLD: 'fans'. We found 1 unique SLDs after filtering. A total of 1581 records were considered representative and they are 26.102% of the gTLD dump. Since the total number of records for this gTLD is 1581, there are 0 non-representative records (NRep). In addition, this set comprises  $6.48E-7$  of the entire data-set. Table 2.283 shows the corresponding SLDs ordered by the level of importance. Figure 2.565 shows the record count (PPM) for each representative SLD. Figure 2.566 shows the binned scatter-plot of srcDiv and sldDiv.

► { .fans }  
 Total SLDs: 1  
 a-sldDiv: 26.102%  
 a-oR: 0.000%  
 NRep: 0

Individual SLD descriptors for gTLD: {fans}										
SLD	count	sldDiv	$\phi$ -sldDiv	ipcount	srcDiv	$\phi$ -srcDiv	oR	a-srcDiv	a-oR	rem
INVALID	0.002	0.261	1.000	8.3E-5	0.052	0.006	6.48E-7	0.261	6.48E-7	0

Table 2.283: Top 1 most significant SLDs for gTLD 'fans'. The SLD list holds 26.102% of the entries found in the gTLD and 6.48E-7 of the total number of entries for the entire experiment. **count** represents the number of records found for the SLD (in parts per million). **sldDiv** is the raw count divided by the number of records of this gTLD dump file. **oR** is the ratio of raw count to the total number of records of the experiment.  $\phi$ -**sldDiv** represents the  $\phi$  percentile of sldDiv on the entire data-set. **a-srcDiv** is the cumulative srcDiv variable. **a-oR** is the cumulative oR.




Figure 2.565: Representative SLDs for gTLD: { .fans }. The *x* axis displays number of times (in parts per million) the corresponding SLD (*y* axis) was found in the gTLD.

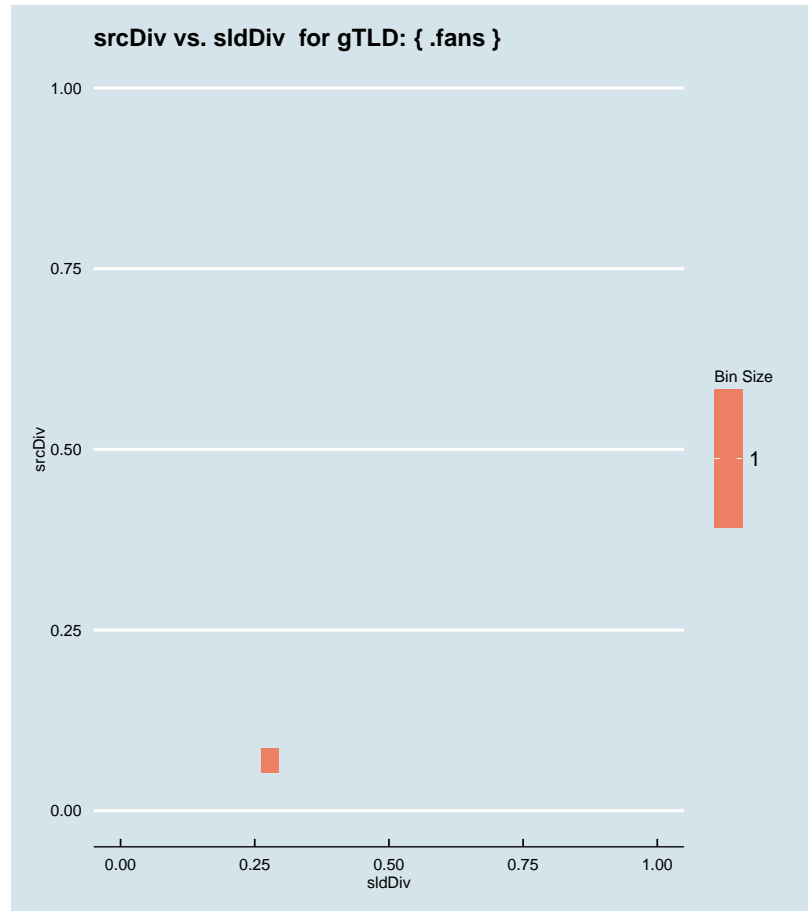


Figure 2.566: Binned scatter-plot of srcDiv and sldDiv for gTLD: { .fans }.

### :: 2.399 Representative SLDs for gTLD: { .farm }

In this section, we collect representative SLDs related to gTLD: 'farm'. We found 28 unique SLDs after filtering. A total of 267532 records were considered representative and they are 87.802% of the gTLD dump. Since the total number of records for this gTLD is 267532, there are 0 non-representative records (NRep). In addition, this set comprises  $1.1E-4$  of the entire data-set. Table 2.284 shows the corresponding SLDs ordered by the level of importance. Figure 2.567 shows the record count (PPM) for each representative SLD. Figure 2.568 shows the binned scatter-plot of srcDiv and sldDiv.

► { .farm }  
Total SLDs: 28  
a-sldDiv: 87.802%  
a-oR: 0.011%  
NRep: 0

Individual SLD descriptors for gTLD: {farm}										
SLD	count	sldDiv	$\phi$ -sldDiv	ipcount	srcDiv	$\phi$ -srcDiv	oR	a-srcDiv	a-oR	rem
INCATF	0.051	0.167	1.000	0.003	0.057	0.007	2.08E-5	0.167	2.08E-5	216797
midam	0.037	0.122	1.000	0.002	0.048	0.006	1.52E-5	0.288	3.6E-5	179667
INCATB	0.025	0.081	1.000	0.001	0.049	0.006	1.01E-5	0.370	4.61E-5	154936
INVALID	0.020	0.065	1.000	0.002	0.088	0.014	8.18E-6	0.435	5.43E-5	134982
RANDOM13	0.018	0.059	1.000	0.001	0.082	0.013	7.31E-6	0.494	6.16E-5	117147
SHORTSLD	0.010	0.033	1.000	9.2E-4	0.092	0.015	4.1E-6	0.526	6.57E-5	107153
fcs	0.010	0.032	1.000	6.78E-4	0.069	0.010	4E-6	0.558	6.97E-5	97384
agape	0.010	0.032	1.000	7.35E-4	0.076	0.011	3.97E-6	0.590	7.37E-5	87697
wpad	0.010	0.031	1.000	0.001	0.118	0.022	3.89E-6	0.621	7.76E-5	78196
INCATC	0.009	0.029	0.999	0.001	0.148	0.030	3.64E-6	0.651	8.12E-5	69321
fcsmo	0.008	0.026	0.999	4.42E-4	0.057	0.007	3.19E-6	0.676	8.44E-5	61528
RANDOM10	0.008	0.025	0.999	0.001	0.159	0.033	3.12E-6	0.701	8.75E-5	53903
INCATD	0.007	0.024	0.999	0.001	0.172	0.037	2.94E-6	0.725	9.05E-5	46738
fcf	0.006	0.020	0.999	4.33E-4	0.071	0.010	2.51E-6	0.745	9.3E-5	40603
scruggs	0.006	0.019	0.999	9.8E-5	0.017	0.001	2.41E-6	0.764	9.54E-5	34717
rosario	0.006	0.019	0.999	3.9E-5	0.007	2.93E-4	2.32E-6	0.783	9.77E-5	29059
bfcfs	0.005	0.015	0.999	2.19E-4	0.047	0.005	1.9E-6	0.798	9.96E-5	24431
itu	0.004	0.012	0.999	3.88E-4	0.107	0.019	1.49E-6	0.810	1.01E-4	20805
unitedfcs	0.004	0.012	0.999	3.61E-4	0.101	0.017	1.47E-6	0.821	1.03E-4	17225
isatap	0.004	0.012	0.999	9.48E-4	0.266	0.067	1.46E-6	0.833	1.04E-4	13666
fcsofillin...	0.002	0.007	0.999	3.61E-4	0.162	0.033	9.13E-7	0.840	1.05E-4	11439
premiersig...	0.002	0.007	0.999	3.53E-4	0.174	0.038	8.31E-7	0.847	1.06E-4	9412
stahr	0.002	0.006	0.999	4.3E-5	0.024	0.002	7.44E-7	0.853	1.07E-4	7597
devqa	0.002	0.006	0.999	6.44E-4	0.373	0.102	7.07E-7	0.859	1.07E-4	5872
spasp	0.002	0.005	0.999	2.35E-4	0.142	0.027	6.79E-7	0.864	1.08E-4	4216
il01crm04	0.002	0.005	0.999	2E-6	0.001	2.24E-5	6.73E-7	0.870	1.09E-4	2574
the	0.001	0.004	0.999	2.13E-4	0.162	0.033	5.37E-7	0.874	1.09E-4	1263
ny02epo01	0.001	0.004	0.999	3.47E-4	0.275	0.070	5.18E-7	0.878	1.1E-4	0

Table 2.284: Top 28 most significant SLDs for gTLD 'farm'. The SLD list holds 87.802% of the entries found in the gTLD and 1.1E-4 of the total number of entries for the entire experiment. **count** represents the number of records found for the SLD (in parts per million). **sldDiv** is the raw count divided by the number of records of this gTLD dump file. **oR** is the ratio of raw count to the total number of records of the experiment.  **$\phi$ -sldDiv** represents the  $\phi$  percentile of sldDiv on the entire data-set. **a-srcDiv** is the cumulative srcDiv variable. **a-oR** is the cumulative oR.

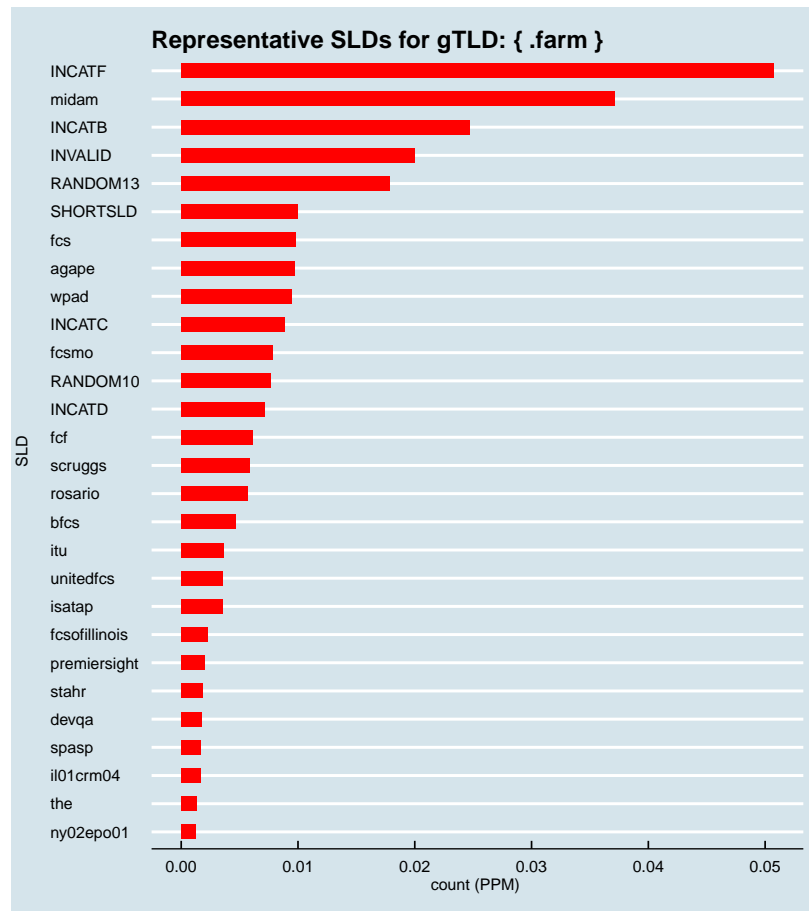


Figure 2.567: Representative SLDs for gTLD: { .farm }. The  $x$  axis displays number of times (in parts per million) the corresponding SLD ( $y$  axis) was found in the gTLD.

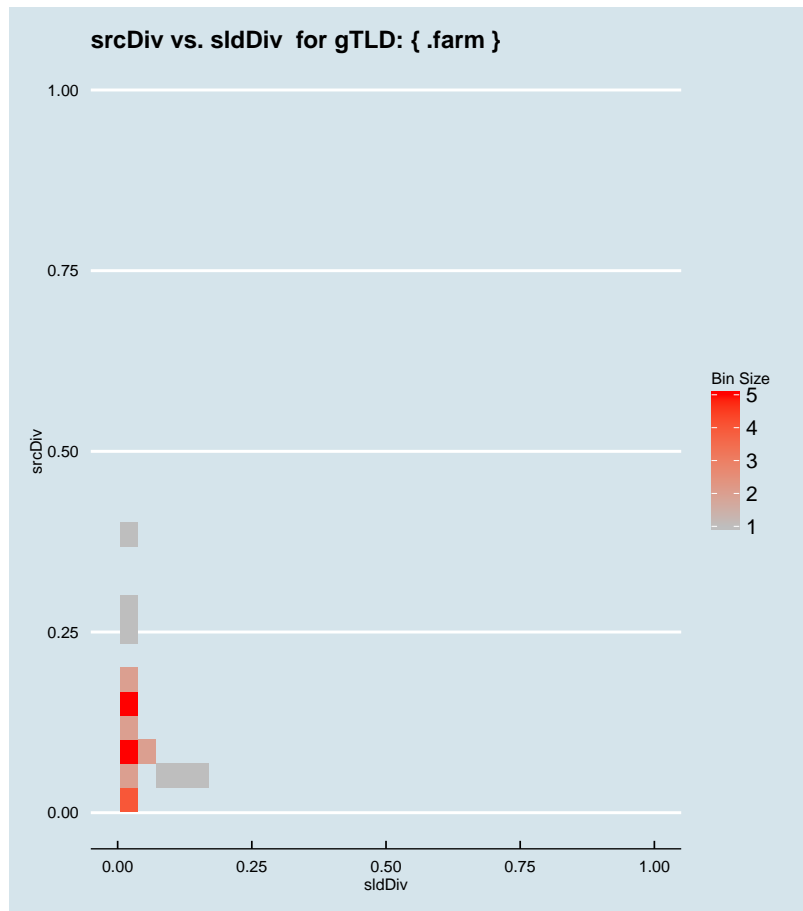


Figure 2.568: Binned scatter-plot of srcDiv and sldDiv for gTLD: {.farm}.

### :: 2.400 Representative SLDs for gTLD: {.fast}

In this section, we collect representative SLDs related to gTLD: 'fast'. We found 9 unique SLDs after filtering. A total of 40305 records were considered representative and they are 74.461% of the gTLD dump. Since the total number of records for this gTLD is 40305, there are 0 non-representative records (NRep). In addition, this set comprises 1.65E-5 of the entire data-set. Table 2.285 shows the corresponding SLDs ordered by the level of importance. Figure 2.569 shows the record count (PPM) for each representative SLD. Figure 2.570 shows the binned scatter-plot of srcDiv and sldDiv.

► {.fast}  
 Total SLDs: 9  
 a-sldDiv: 74.461%  
 a-oR: 0.002%  
 NRep: 0



Individual SLD descriptors for gTLD: {fast}										
SLD	count	sldDiv	$\phi$ -sldDiv	ipcount	srcDiv	$\phi$ -srcDiv	oR	a-srcDiv	a-oR	rem
INVALID	0.010	0.193	1.000	6.37E-4	0.061	0.008	4.27E-6	0.193	4.27E-6	29878
INCATB	0.008	0.155	1.000	9.78E-4	0.116	0.021	3.44E-6	0.348	7.72E-6	21476
RANDOM10	0.006	0.105	1.000	3.53E-4	0.062	0.008	2.32E-6	0.453	1E-5	15810
INCATE	0.004	0.077	1.000	0.003	0.621	0.202	1.71E-6	0.530	1.17E-5	11635
isatap	0.003	0.050	1.000	6.94E-4	0.254	0.065	1.12E-6	0.580	1.29E-5	8905
INCATF	0.003	0.046	1.000	3.65E-4	0.146	0.030	1.03E-6	0.626	1.39E-5	6400
INCATC	0.002	0.041	1.000	6.87E-4	0.309	0.079	9.11E-7	0.667	1.48E-5	4176
wpad	0.002	0.041	1.000	5.17E-4	0.233	0.055	9.08E-7	0.708	1.57E-5	1961
RANDOM13	0.002	0.036	1.000	4.66E-4	0.238	0.056	8.04E-7	0.745	1.65E-5	0

Table 2.285: Top 9 most significant SLDs for gTLD 'fast'. The SLD list holds 74.461% of the entries found in the gTLD and 1.65E-5 of the total number of entries for the entire experiment. **count** represents the number of records found for the SLD (in parts per million). **sldDiv** is the raw count divided by the number of records of this gTLD dump file. **oR** is the ratio of raw count to the total number of records of the experiment.  **$\phi$ -sldDiv** represents the  $\phi$  percentile of sldDiv on the entire data-set. **a-srcDiv** is the cumulative srcDiv variable. **a-oR** is the cumulative oR.

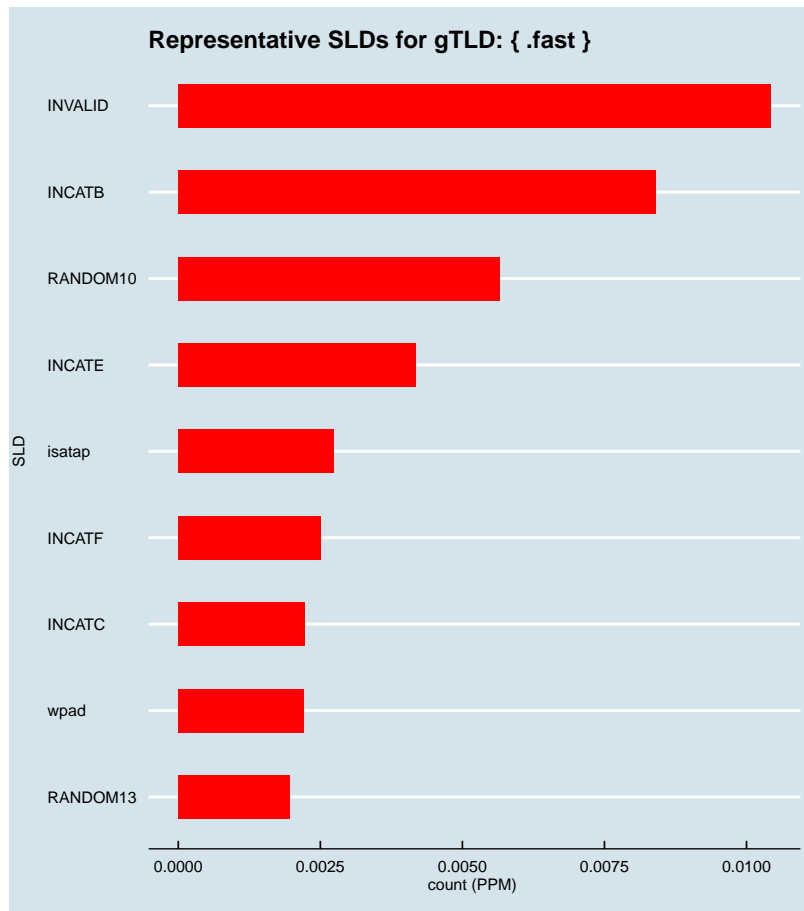


Figure 2.569: Representative SLDs for gTLD: { .fast }. The x axis displays number of times (in parts per million) the corresponding SLD (y axis) was found in the gTLD.

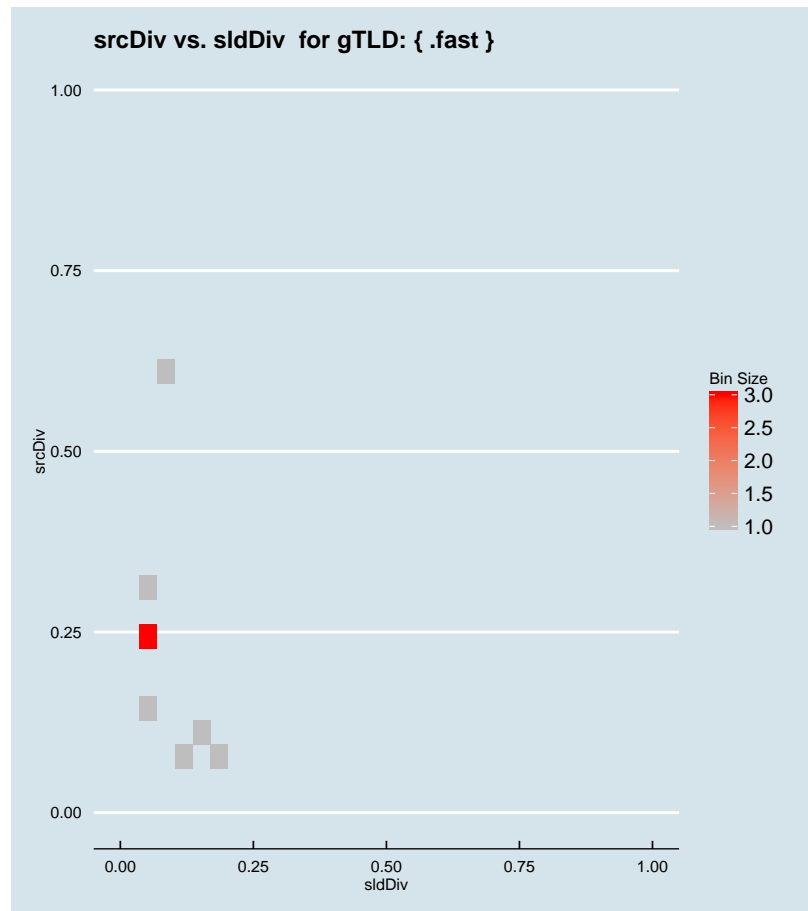


Figure 2.570: Binned scatter-plot of srcDiv and sldDiv for gTLD: { .fast }.

### :: 2.401 Representative SLDs for gTLD: { .farmers }

In this section, we collect representative SLDs related to gTLD: 'farmers'. We found 2 unique SLDs after filtering. A total of 4109 records were considered representative and they are 36.998% of the gTLD dump. Since the total number of records for this gTLD is 4109, there are 0 non-representative records (NRep). In addition, this set comprises 1.68E-6 of the entire data-set. Table 2.286 shows the corresponding SLDs ordered by the level of importance. Figure 2.571 shows the record count (PPM) for each representative SLD. Figure 2.572 shows the binned scatter-plot of srcDiv and sldDiv.

► { .farmers }  
Total SLDs: 2  
a-sldDiv: 36.998%  
a-oR: 0.000%  
NRep: 0

Individual SLD descriptors for gTLD: {farmers}										
SLD	count	sldDiv	$\phi$ -sldDiv	ipcount	srcDiv	$\phi$ -srcDiv	oR	a-srcDiv	a-oR	rem
INVALID	0.003	0.257	1.000	2.37E-4	0.083	0.013	1.17E-6	0.257	1.17E-6	1253
wpad	0.001	0.113	1.000	3.47E-4	0.277	0.070	5.13E-7	0.370	1.68E-6	0

Table 2.286: Top 2 most significant SLDs for gTLD 'farmers'. The SLD list holds 36.998% of the entries found in the gTLD and 1.68E-6 of the total number of entries for the entire experiment. **count** represents the number of records found for the SLD (in parts per million). **sldDiv** is the raw count divided by the number of records of this gTLD dump file. **oR** is the ratio of raw count to the total number of records of the experiment.  $\phi$ -**sldDiv** represents the  $\phi$  percentile of sldDiv on the entire data-set. **a-srcDiv** is the cumulative srcDiv variable. **a-oR** is the cumulative oR.

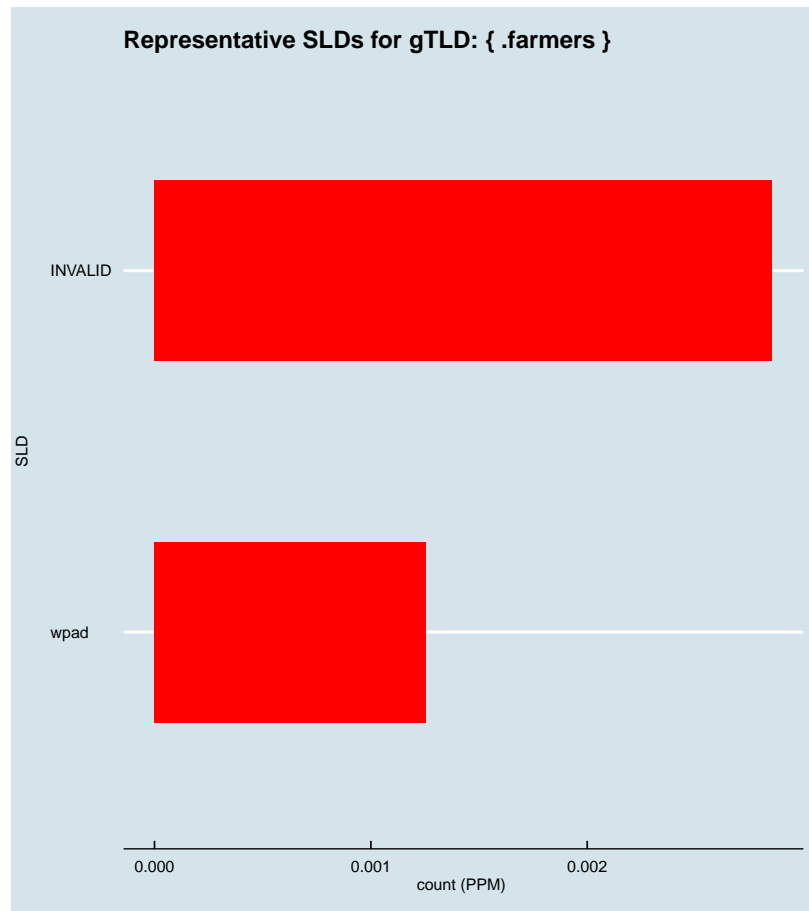


Figure 2.571: Representative SLDs for gTLD: { .farmers}. The  $x$  axis displays number of times (in parts per million) the corresponding SLD ( $y$  axis) was found in the gTLD.

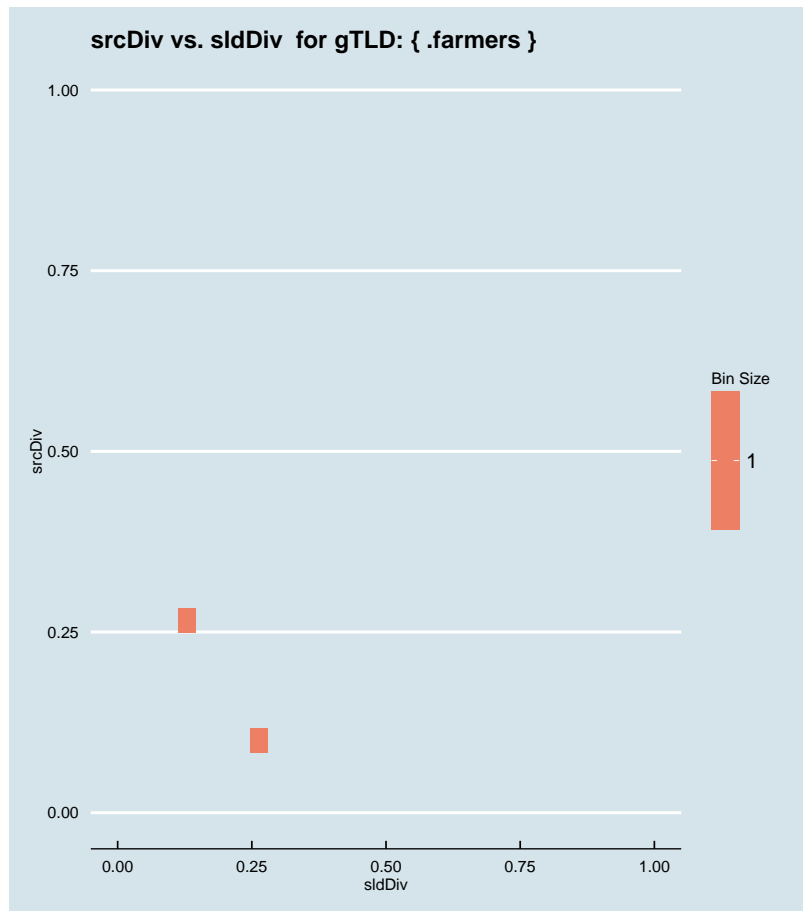


Figure 2.572: Binned scatter-plot of srcDiv and sldDiv for gTLD: {.farmers}.

### :: 2.402 Representative SLDs for gTLD: {.fashion}

In this section, we collect representative SLDs related to gTLD: 'fashion'. We found 9 unique SLDs after filtering. A total of 74131 records were considered representative and they are 77.119% of the gTLD dump. Since the total number of records for this gTLD is 74131, there are 0 non-representative records (NRep). In addition, this set comprises  $3.04E-5$  of the entire data-set. Table 2.287 shows the corresponding SLDs ordered by the level of importance. Figure 2.573 shows the record count (PPM) for each representative SLD. Figure 2.574 shows the binned scatter-plot of srcDiv and sldDiv.

► {.fashion}  
 Total SLDs: 9  
 a-sldDiv: 77.119%  
 a-oR: 0.003%  
 NRep: 0

Individual SLD descriptors for gTLD: {.fashion}										
SLD	count	sldDiv	$\phi$ -sldDiv	ipcount	srcDiv	$\phi$ -srcDiv	oR	a-srcDiv	a-oR	rem
dior	0.030	0.311	1.000	0.002	0.082	0.013	1.23E-5	0.311	1.23E-5	44205
INCATF	0.014	0.141	1.000	0.002	0.114	0.021	5.56E-6	0.453	1.78E-5	30628
INVALID	0.011	0.118	1.000	2.12E-4	0.019	0.001	4.65E-6	0.570	2.25E-5	19292
RANDOM13	0.010	0.100	1.000	0.001	0.131	0.025	3.95E-6	0.671	2.64E-5	9660
INCATD	0.004	0.043	1.000	1.06E-4	0.026	0.002	1.69E-6	0.714	2.81E-5	5531
shiny	0.002	0.018	0.999	5.04E-4	0.294	0.075	7.04E-7	0.732	2.88E-5	3814
RANDOM10	0.001	0.014	0.999	2.02E-4	0.153	0.031	5.42E-7	0.745	2.94E-5	2492
INCATE	0.001	0.013	0.999	8.67E-4	0.692	0.235	5.13E-7	0.758	2.99E-5	1240
SHORTSLD	0.001	0.013	0.999	2.21E-4	0.178	0.039	5.08E-7	0.771	3.04E-5	0

Table 2.287: Top 9 most significant SLDs for gTLD 'fashion'. The SLD list holds 77.119% of the entries found in the gTLD and 3.04E-5 of the total number of entries for the entire experiment. **count** represents the number of records found for the SLD (in parts per million). **sldDiv** is the raw count divided by the number of records of this gTLD dump file. **oR** is the ratio of raw count to the total number of records of the experiment.  **$\phi$ -sldDiv** represents the  $\phi$  percentile of sldDiv on the entire data-set. **a-srcDiv** is the cumulative srcDiv variable. **a-oR** is the cumulative oR.

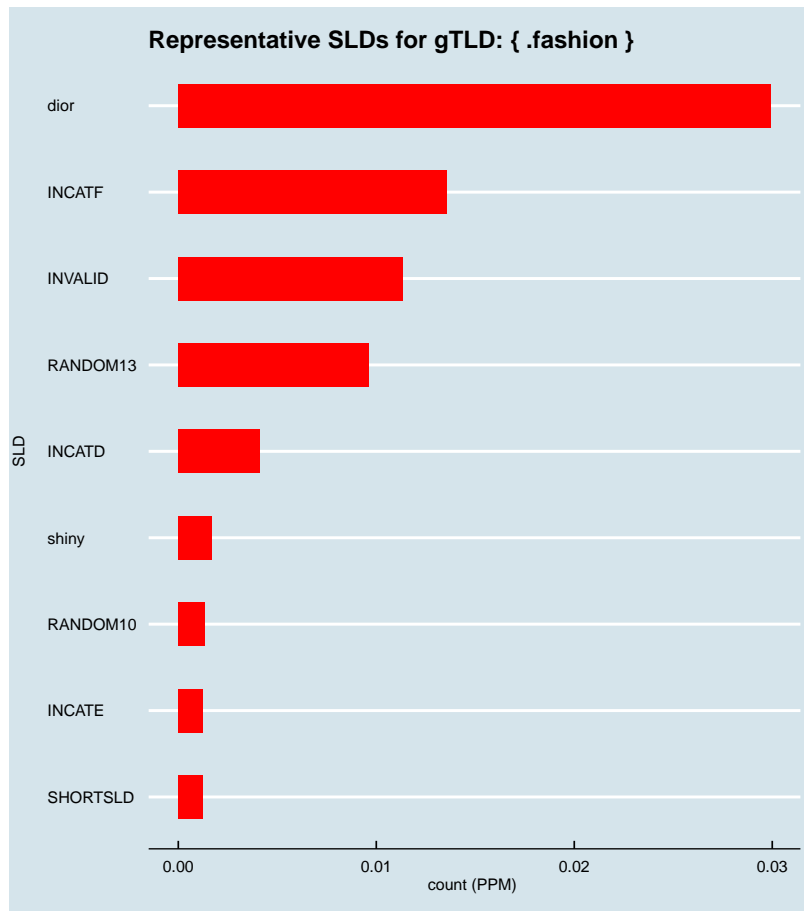


Figure 2.573: Representative SLDs for gTLD: { .fashion}. The x axis displays number of times (in parts per million) the corresponding SLD (y axis) was found in the gTLD.



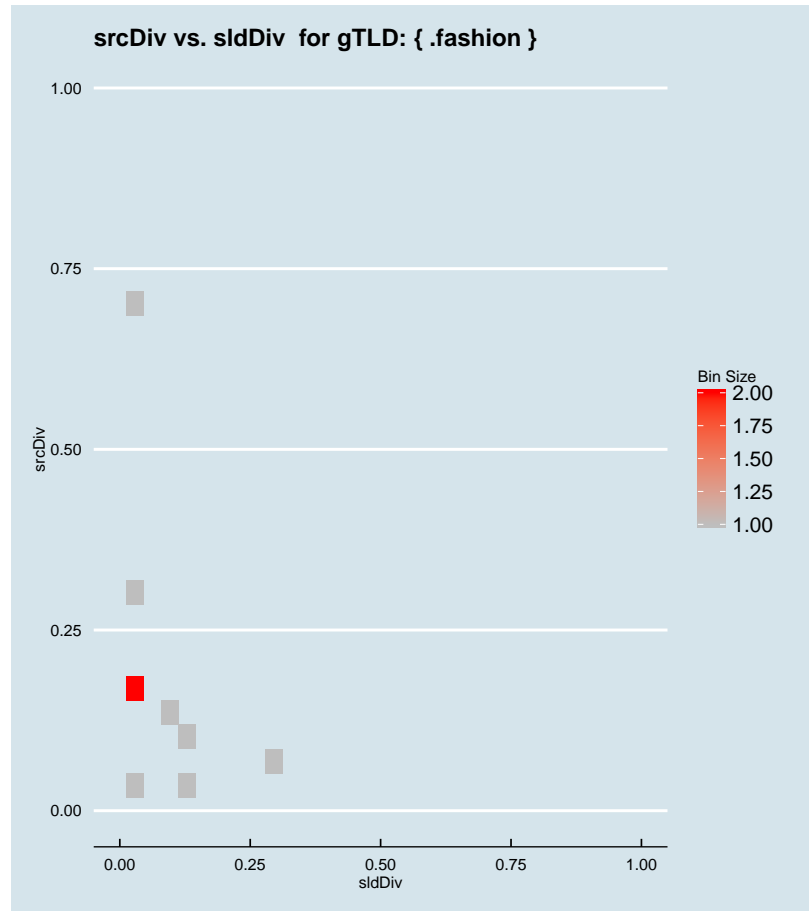


Figure 2.574: Binned scatter-plot of srcDiv and sldDiv for gTLD: { .fashion}.

### :: 2.403 Representative SLDs for gTLD: { .fedex }

In this section, we collect representative SLDs related to gTLD: 'fedex'. We found 6 unique SLDs after filtering. A total of 17522 records were considered representative and they are 69.058% of the gTLD dump. Since the total number of records for this gTLD is 17522, there are 0 non-representative records (NRep). In addition, this set comprises  $7.18E-6$  of the entire data-set. Table 2.288 shows the corresponding SLDs ordered by the level of importance. Figure 2.575 shows the record count (PPM) for each representative SLD. Figure 2.576 shows the binned scatter-plot of srcDiv and sldDiv.

► { .fedex }  
Total SLDs: 6  
a-sldDiv: 69.058%  
a-oR: 0.001%  
NRep: 0

Individual SLD descriptors for gTLD: {fedex}										
SLD	count	sldDiv	$\phi$ -sldDiv	ipcount	srcDiv	$\phi$ -srcDiv	oR	a-srcDiv	a-oR	rem
globex	0.006	0.233	1.000	4.9E-5	0.008	3.81E-4	2.43E-6	0.233	2.43E-6	11604
INCATE	0.004	0.163	1.000	0.003	0.705	0.237	1.69E-6	0.396	4.12E-6	7472
inccumttop...	0.003	0.131	1.000	4E-6	0.001	2.17E-5	1.36E-6	0.527	5.48E-6	4156
INVALID	0.002	0.070	1.000	5E-5	0.028	0.002	7.25E-7	0.597	6.2E-6	2386
RANDOM13	0.001	0.047	1.000	4.04E-4	0.336	0.096	4.93E-7	0.644	6.7E-6	1182
sipexterna...	0.001	0.047	1.000	1.6E-5	0.014	8.04E-4	4.84E-7	0.691	7.18E-6	0

Table 2.288: Top 6 most significant SLDs for gTLD 'fedex'. The SLD list holds 69.058% of the entries found in the gTLD and 7.18E-6 of the total number of entries for the entire experiment. **count** represents the number of records found for the SLD (in parts per million). **sldDiv** is the raw count divided by the number of records of this gTLD dump file. **oR** is the ratio of raw count to the total number of records of the experiment.  **$\phi$ -sldDiv** represents the  $\phi$  percentile of sldDiv on the entire data-set. **a-srcDiv** is the cumulative srcDiv variable. **a-oR** is the cumulative oR.

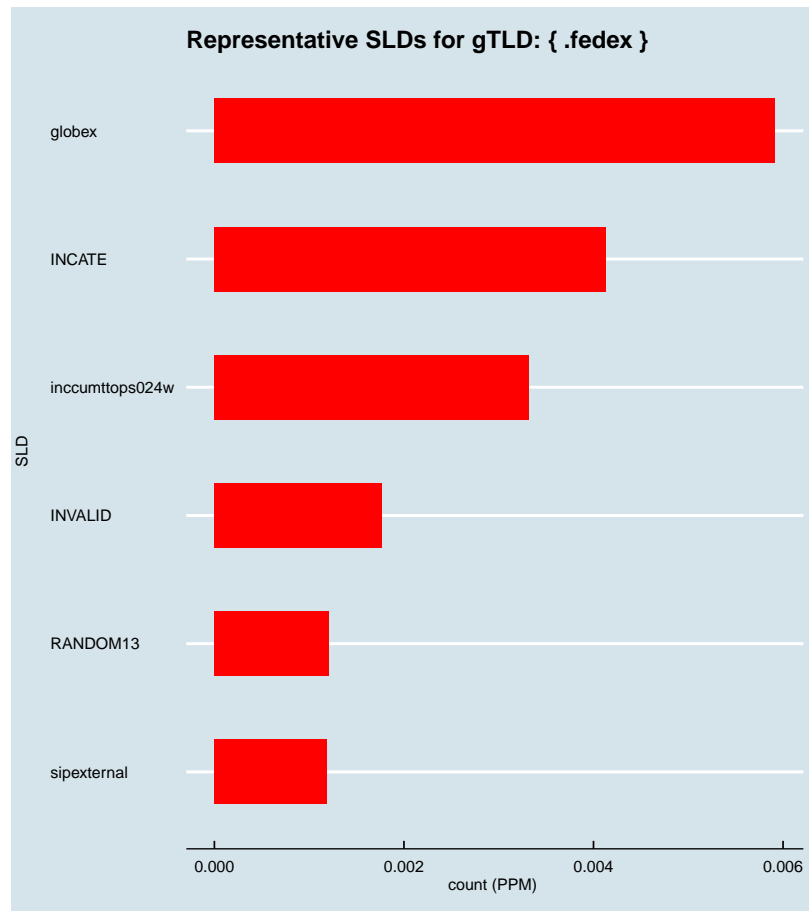


Figure 2.575: Representative SLDs for gTLD: { .fedex }. The  $x$  axis displays number of times (in parts per million) the corresponding SLD ( $y$  axis) was found in the gTLD.

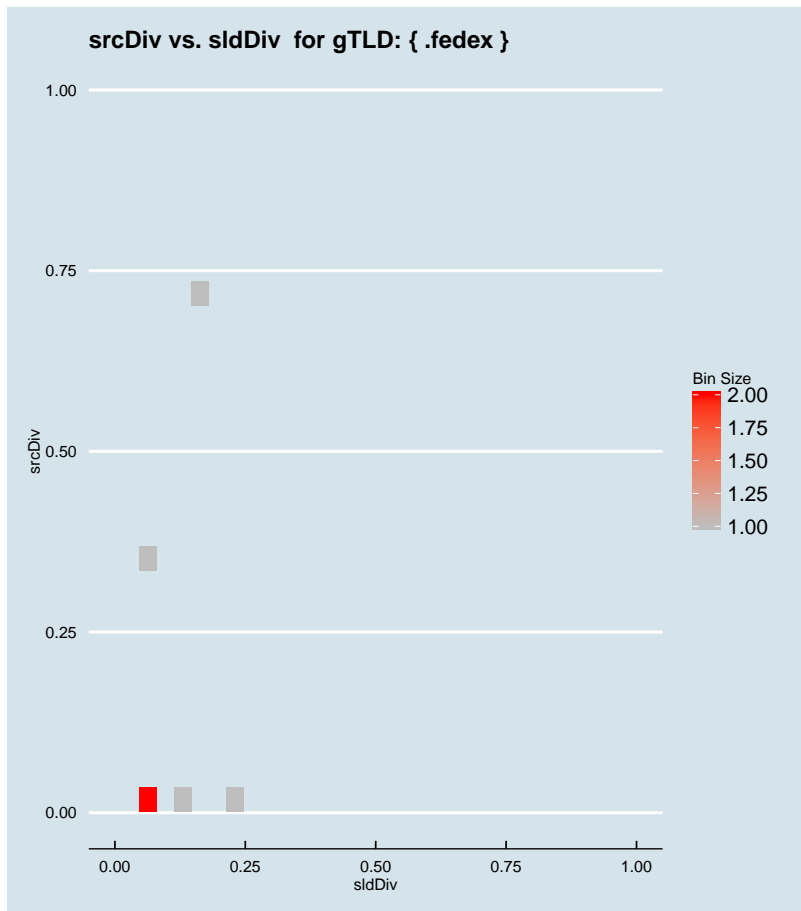


Figure 2.576: Binned scatter-plot of srcDiv and sldDiv for gTLD: { .fedex }.

### :: 2.404 Representative SLDs for gTLD: { .feedback }

In this section, we collect representative SLDs related to gTLD: 'feedback'. We found 1 unique SLDs after filtering. A total of 2234 records were considered representative and they are 43.003% of the gTLD dump. Since the total number of records for this gTLD is 2234, there are 0 non-representative records (NRep). In addition, this set comprises  $9.16E-7$  of the entire data-set. Table 2.289 shows the corresponding SLDs ordered by the level of importance. Figure 2.577 shows the record count (PPM) for each representative SLD. Figure 2.578 shows the binned scatter-plot of srcDiv and sldDiv.

► { .feedback }  
 Total SLDs: 1  
 a-sldDiv: 43.003%  
 a-oR: 0.000%  
 NRep: 0

Individual SLD descriptors for gTLD: {feedback}										
SLD	count	sldDiv	$\phi$ -sldDiv	ipcount	srcDiv	$\phi$ -srcDiv	oR	a-srcDiv	a-oR	rem
intra	0.002	0.430	1.000	1.6E-5	0.007	3.1E-4	9.16E-7	0.430	9.16E-7	0

Table 2.289: Top 1 most significant SLDs for gTLD 'feedback'. The SLD list holds 43.003% of the entries found in the gTLD and 9.16E-7 of the total number of entries for the entire experiment. **count** represents the number of records found for the SLD (in parts per million). **sldDiv** is the raw count divided by the number of records of this gTLD dump file. **oR** is the ratio of raw count to the total number of records of the experiment.  $\phi$ -**sldDiv** represents the  $\phi$  percentile of sldDiv on the entire data-set. **a-srcDiv** is the cumulative srcDiv variable. **a-oR** is the cumulative oR.

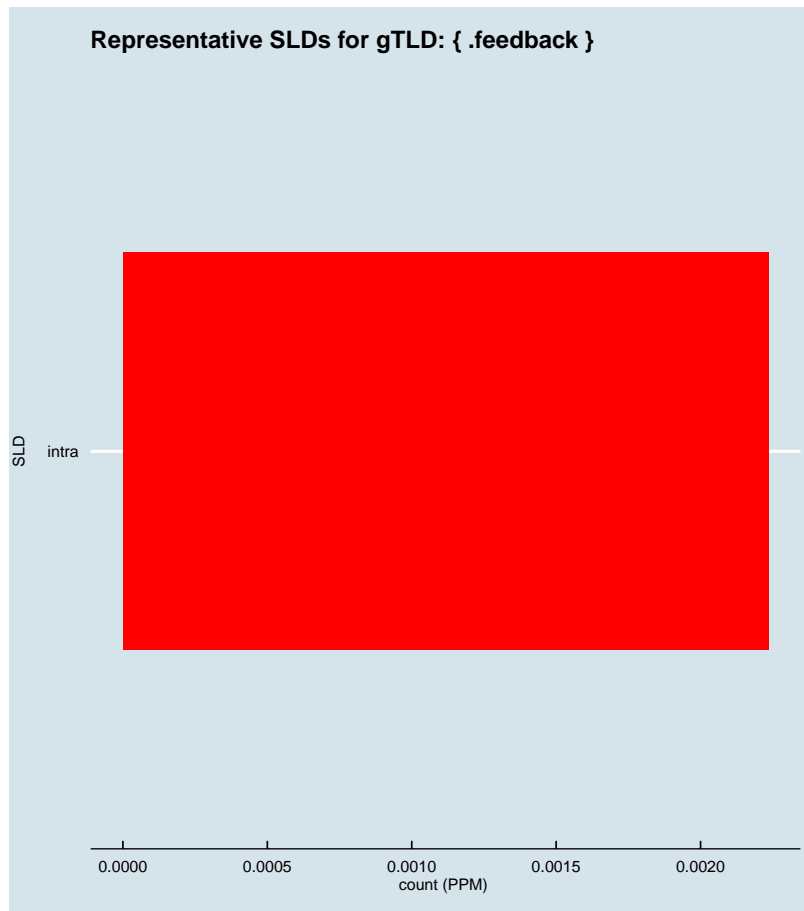


Figure 2.577: Representative SLDs for gTLD: { .feedback }. The *x* axis displays number of times (in parts per million) the corresponding SLD (*y* axis) was found in the gTLD.

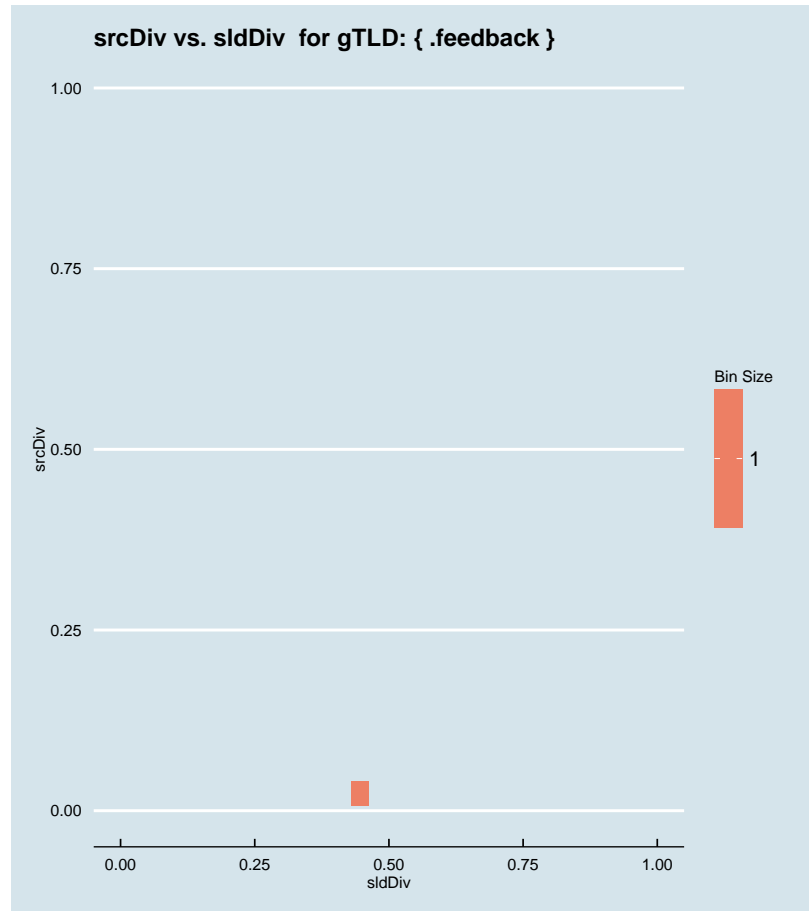


Figure 2.578: Binned scatter-plot of srcDiv and sldDiv for gTLD: { .feedback }.

### :: 2.405 Representative SLDs for gTLD: { .ferrari }

In this section, we collect representative SLDs related to gTLD: 'ferrari'. We found 8 unique SLDs after filtering. A total of 33133 records were considered representative and they are 86.613% of the gTLD dump. Since the total number of records for this gTLD is 33133, there are 0 non-representative records (NRep). In addition, this set comprises 1.36E-5 of the entire data-set. Table 2.290 shows the corresponding SLDs ordered by the level of importance. Figure 2.579 shows the record count (PPM) for each representative SLD. Figure 2.580 shows the binned scatter-plot of srcDiv and sldDiv.

► { .ferrari }  
Total SLDs: 8  
a-sldDiv: 86.613%  
a-oR: 0.001%  
NRep: 0

Individual SLD descriptors for gTLD: {ferrari}										
SLD	count	sldDiv	$\phi$ -sldDiv	ipcount	srcDiv	$\phi$ -srcDiv	oR	a-srcDiv	a-oR	rem
INCATB	0.010	0.259	1.000	3.63E-4	0.037	0.004	4.06E-6	0.259	4.06E-6	23236
RANDOM10	0.007	0.181	1.000	4.06E-4	0.059	0.008	2.84E-6	0.440	6.89E-6	16310
INVALID	0.005	0.127	1.000	5.28E-4	0.109	0.019	1.99E-6	0.567	8.89E-6	11451
wpad	0.003	0.074	1.000	6.41E-4	0.227	0.054	1.16E-6	0.641	1E-5	8627
RANDOM13	0.003	0.070	1.000	3.89E-4	0.145	0.030	1.1E-6	0.711	1.11E-5	5942
isatap	0.003	0.065	1.000	5.22E-4	0.209	0.049	1.03E-6	0.776	1.22E-5	3440
INCATC	0.002	0.051	1.000	2.81E-4	0.144	0.030	7.99E-7	0.827	1.3E-5	1491
INCATF	0.001	0.039	1.000	1.13E-4	0.076	0.011	6.11E-7	0.866	1.36E-5	0

Table 2.290: Top 8 most significant SLDs for gTLD 'ferrari'. The SLD list holds 86.613% of the entries found in the gTLD and 1.36E-5 of the total number of entries for the entire experiment. **count** represents the number of records found for the SLD (in parts per million). **sldDiv** is the raw count divided by the number of records of this gTLD dump file. **oR** is the ratio of raw count to the total number of records of the experiment.  $\phi$ -**sldDiv** represents the  $\phi$  percentile of sldDiv on the entire data-set. **a-srcDiv** is the cumulative srcDiv variable. **a-oR** is the cumulative oR.



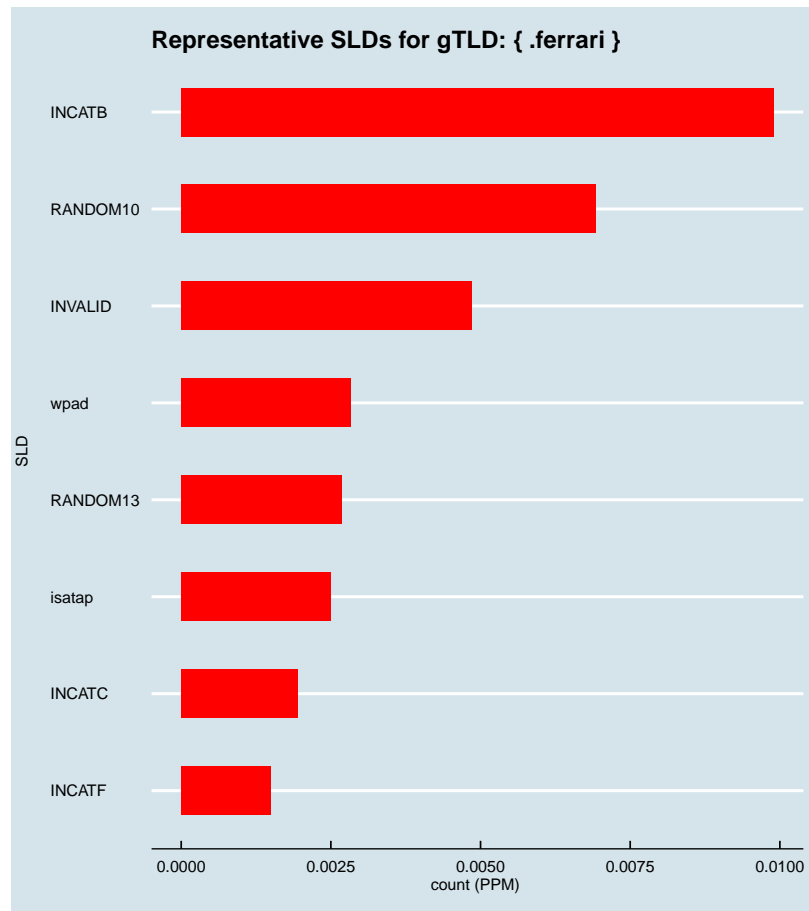


Figure 2.579: Representative SLDs for gTLD: { .ferrari }. The  $x$  axis displays number of times (in parts per million) the corresponding SLD ( $y$  axis) was found in the gTLD.

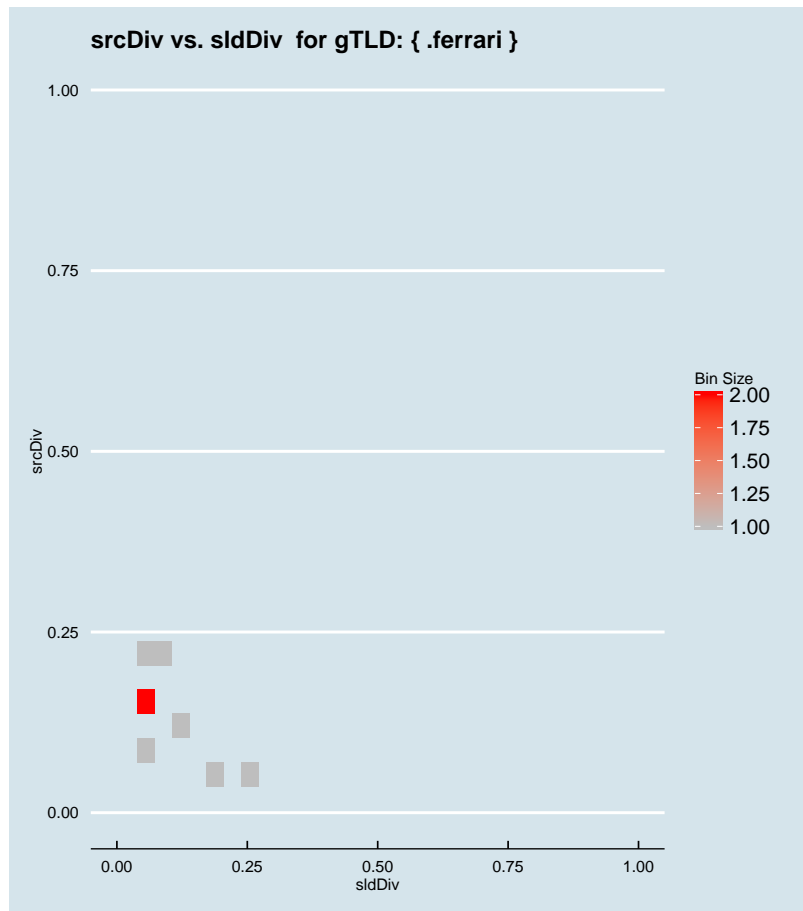


Figure 2.580: Binned scatter-plot of srcDiv and sldDiv for gTLD: { .ferrari }.

### :: 2.406 Representative SLDs for gTLD: { .ferrero }

In this section, we collect representative SLDs related to gTLD: 'ferrero'. We found 1 unique SLDs after filtering. A total of 1617 records were considered representative and they are 38.182% of the gTLD dump. Since the total number of records for this gTLD is 1617, there are 0 non-representative records (NRep). In addition, this set comprises  $6.63E-7$  of the entire data-set. Table 2.291 shows the corresponding SLDs ordered by the level of importance. Figure 2.581 shows the record count (PPM) for each representative SLD. Figure 2.582 shows the binned scatter-plot of srcDiv and sldDiv.

► { .ferrero }  
 Total SLDs: 1  
 a-sldDiv: 38.182%  
 a-oR: 0.000%  
 NRep: 0

Individual SLD descriptors for gTLD: {ferrero}										
SLD	count	sldDiv	$\phi$ -sldDiv	ipcount	srcDiv	$\phi$ -srcDiv	oR	a-srcDiv	a-oR	rem
INCATF	0.002	0.382	1.000	5.4E-5	0.033	0.003	6.63E-7	0.382	6.63E-7	0

Table 2.291: Top 1 most significant SLDs for gTLD 'ferrero'. The SLD list holds 38.182% of the entries found in the gTLD and 6.63E-7 of the total number of entries for the entire experiment. **count** represents the number of records found for the SLD (in parts per million). **sldDiv** is the raw count divided by the number of records of this gTLD dump file. **oR** is the ratio of raw count to the total number of records of the experiment.  $\phi$ -**sldDiv** represents the  $\phi$  percentile of sldDiv on the entire data-set. **a-srcDiv** is the cumulative srcDiv variable. **a-oR** is the cumulative oR.




Figure 2.581: Representative SLDs for gTLD: { .ferrero }. The  $x$  axis displays number of times (in parts per million) the corresponding SLD ( $y$  axis) was found in the gTLD.

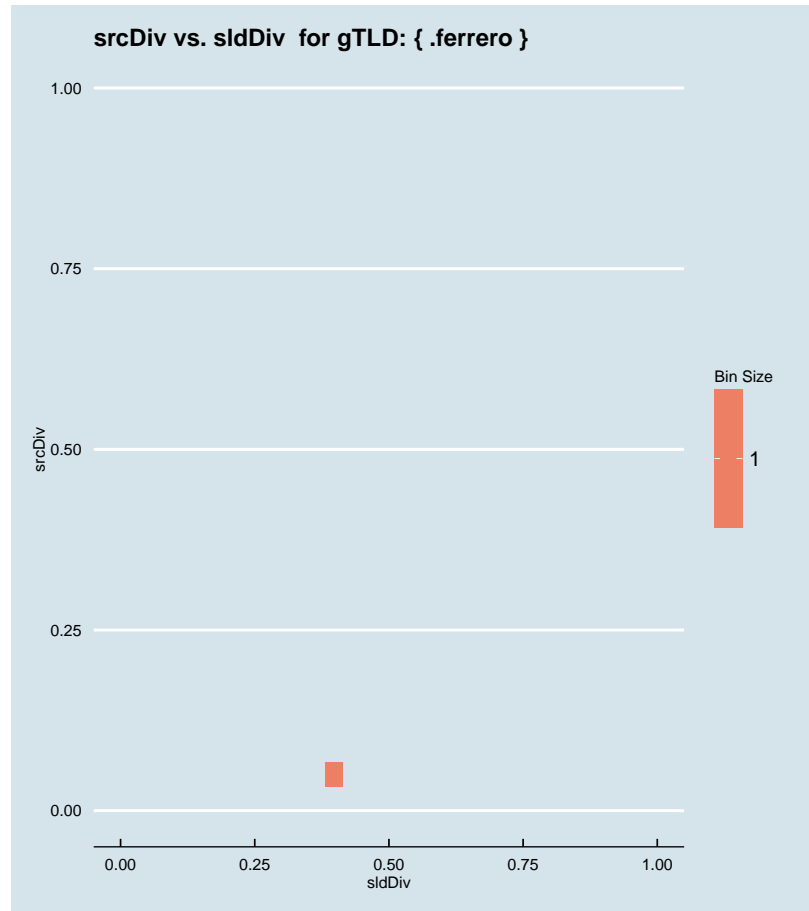


Figure 2.582: Binned scatter-plot of srcDiv and sldDiv for gTLD: { .ferrero }.

### :: 2.407 Representative SLDs for gTLD: { .fiat }

In this section, we collect representative SLDs related to gTLD: 'fiat'. We found 3 unique SLDs after filtering. A total of 6087 records were considered representative and they are 35.753% of the gTLD dump. Since the total number of records for this gTLD is 6087, there are 0 non-representative records (NRep). In addition, this set comprises  $2.49E-6$  of the entire data-set. Table 2.292 shows the corresponding SLDs ordered by the level of importance. Figure 2.583 shows the record count (PPM) for each representative SLD. Figure 2.584 shows the binned scatter-plot of srcDiv and sldDiv.

► { .fiat }  
Total SLDs: 3  
a-sldDiv: 35.753%  
a-oR: 0.000%  
NRep: 0



Individual SLD descriptors for gTLD: {fiat}										
SLD	count	sldDiv	$\phi$ -sldDiv	ipcount	srcDiv	$\phi$ -srcDiv	oR	a-srcDiv	a-oR	rem
INVALID	0.003	0.176	1.000	6.8E-5	0.023	0.002	1.23E-6	0.176	1.23E-6	3085
INCATF	0.002	0.110	1.000	8.2E-5	0.044	0.005	7.67E-7	0.286	2E-6	1213
INCATE	0.001	0.071	1.000	8.12E-4	0.669	0.232	4.97E-7	0.358	2.49E-6	0

Table 2.292: Top 3 most significant SLDs for gTLD 'fiat'. The SLD list holds 35.753% of the entries found in the gTLD and 2.49E-6 of the total number of entries for the entire experiment. **count** represents the number of records found for the SLD (in parts per million). **sldDiv** is the raw count divided by the number of records of this gTLD dump file. **oR** is the ratio of raw count to the total number of records of the experiment.  **$\phi$ -sldDiv** represents the  $\phi$  percentile of sldDiv on the entire data-set. **a-srcDiv** is the cumulative srcDiv variable. **a-oR** is the cumulative oR.

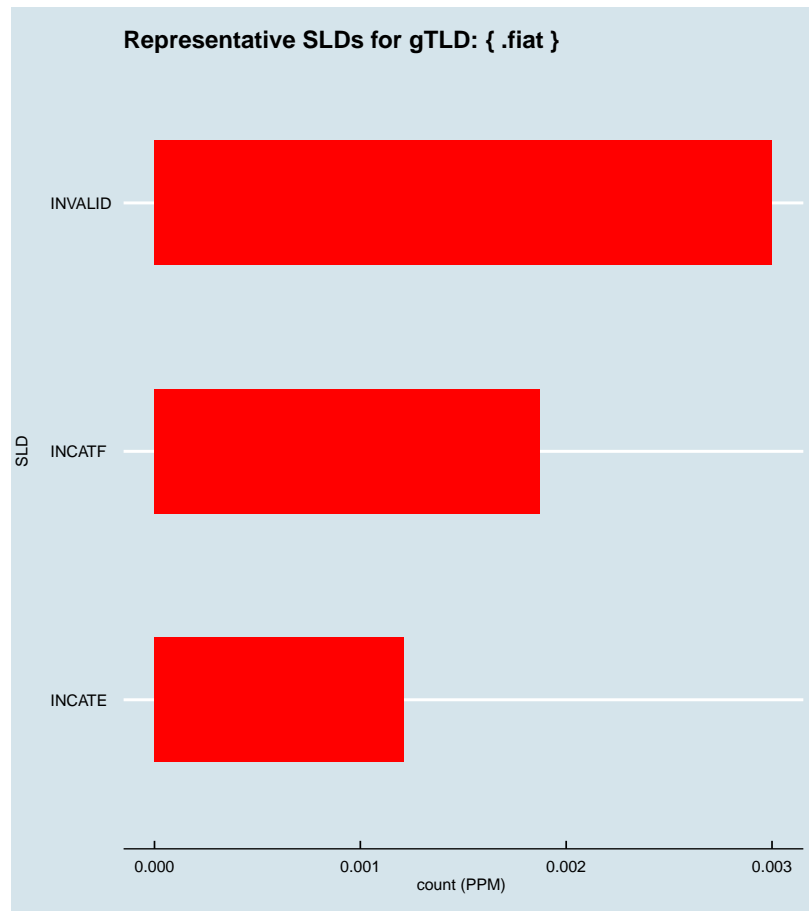


Figure 2.583: Representative SLDs for gTLD: { .fiat }. The x axis displays number of times (in parts per million) the corresponding SLD (y axis) was found in the gTLD.

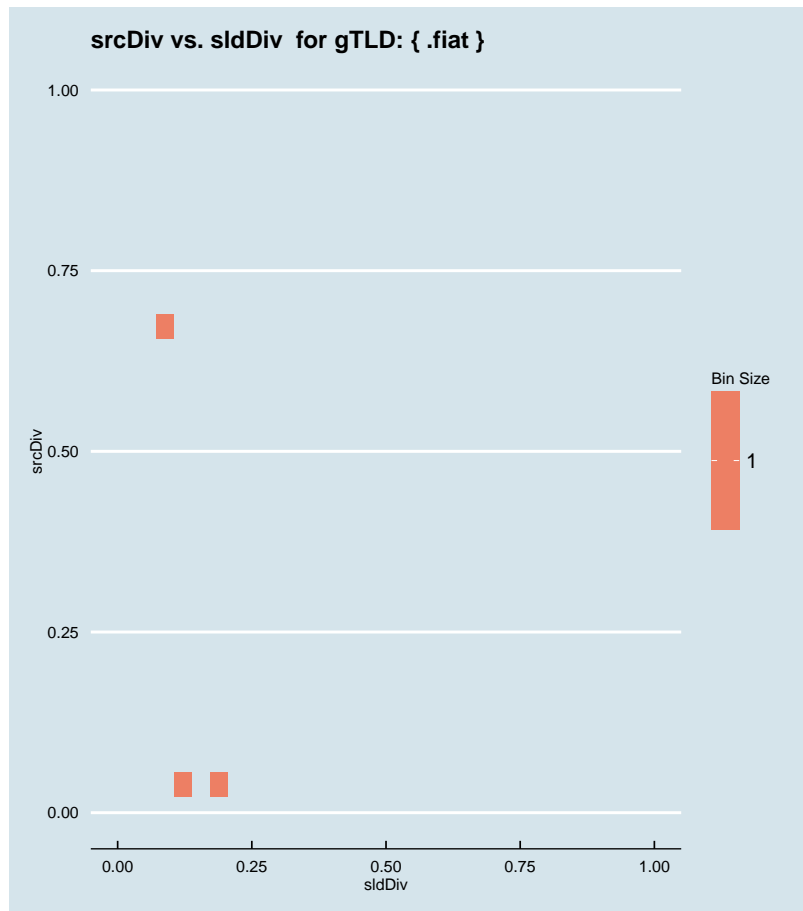


Figure 2.584: Binned scatter-plot of srcDiv and sldDiv for gTLD: { .fiat }.

### :: 2.408 Representative SLDs for gTLD: { .fidelity }

In this section, we collect representative SLDs related to gTLD: 'fidelity'. We found 1 unique SLDs after filtering. A total of 2137 records were considered representative and they are 35.445% of the gTLD dump. Since the total number of records for this gTLD is 2137, there are 0 non-representative records (NRep). In addition, this set comprises  $8.76E-7$  of the entire data-set. Table 2.293 shows the corresponding SLDs ordered by the level of importance. Figure 2.585 shows the record count (PPM) for each representative SLD. Figure 2.586 shows the binned scatter-plot of srcDiv and sldDiv.

► { .fidelity }  
 Total SLDs: 1  
 a-sldDiv: 35.445%  
 a-oR: 0.000%  
 NRep: 0



Individual SLD descriptors for gTLD: {fidelity}										
SLD	count	sldDiv	$\phi$ -sldDiv	ipcount	srcDiv	$\phi$ -srcDiv	oR	a-srcDiv	a-oR	rem
INCATE	0.002	0.354	1.000	0.001	0.685	0.233	8.76E-7	0.354	8.76E-7	0

Table 2.293: Top 1 most significant SLDs for gTLD 'fidelity'. The SLD list holds 35.445% of the entries found in the gTLD and 8.76E-7 of the total number of entries for the entire experiment. **count** represents the number of records found for the SLD (in parts per million). **sldDiv** is the raw count divided by the number of records of this gTLD dump file. **oR** is the ratio of raw count to the total number of records of the experiment.  $\phi$ -**sldDiv** represents the  $\phi$  percentile of sldDiv on the entire data-set. **a-srcDiv** is the cumulative srcDiv variable. **a-oR** is the cumulative oR.




Figure 2.585: Representative SLDs for gTLD: { .fidelity}. The  $x$  axis displays number of times (in parts per million) the corresponding SLD ( $y$  axis) was found in the gTLD.

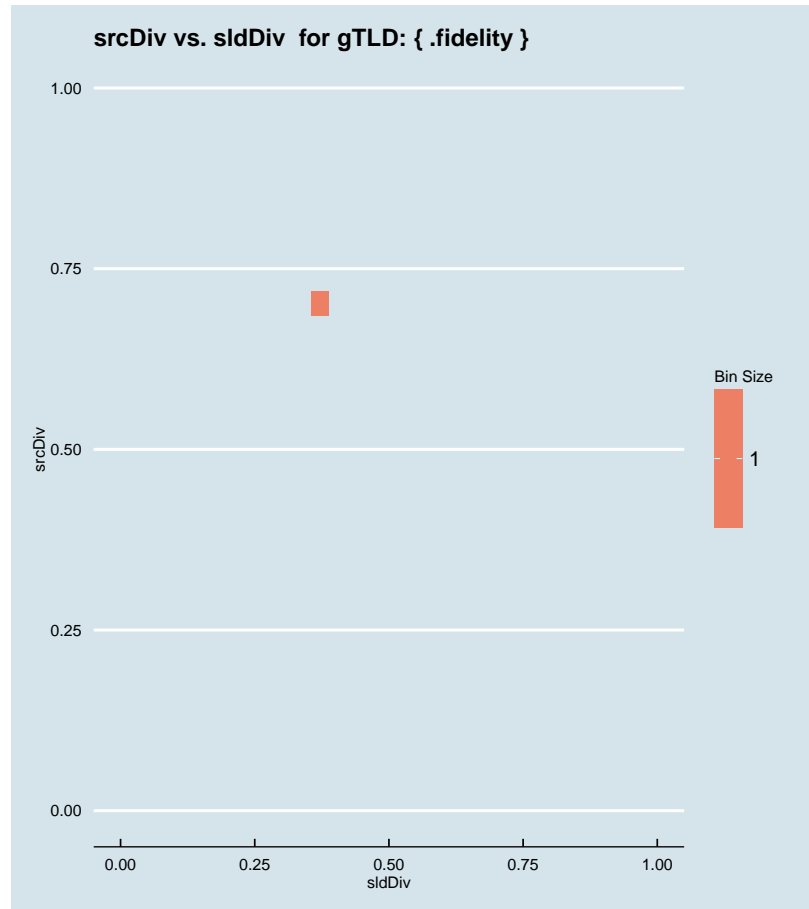


Figure 2.586: Binned scatter-plot of srcDiv and sldDiv for gTLD: { .fidelity}.

### :: 2.409 Representative SLDs for gTLD: { .fido }

In this section, we collect representative SLDs related to gTLD: 'fido'. We found 2 unique SLDs after filtering. A total of 4197 records were considered representative and they are 49.751% of the gTLD dump. Since the total number of records for this gTLD is 4197, there are 0 non-representative records (NRep). In addition, this set comprises 1.72E-6 of the entire data-set. Table 2.294 shows the corresponding SLDs ordered by the level of importance. Figure 2.587 shows the record count (PPM) for each representative SLD. Figure 2.588 shows the binned scatter-plot of srcDiv and sldDiv.

► { .fido }  
Total SLDs: 2  
a-sldDiv: 49.751%  
a-oR: 0.000%  
NRep: 0



Individual SLD descriptors for gTLD: {fido}										
SLD	count	sldDiv	$\phi$ -sldDiv	ipcount	srcDiv	$\phi$ -srcDiv	oR	a-srcDiv	a-oR	rem
SHORTSLD	0.002	0.280	1.000	8.86E-4	0.374	0.102	9.7E-7	0.280	9.7E-7	1831
INVALID	0.002	0.217	1.000	9.6E-5	0.052	0.006	7.5E-7	0.498	1.72E-6	0

Table 2.294: Top 2 most significant SLDs for gTLD 'fido'. The SLD list holds 49.751% of the entries found in the gTLD and 1.72E-6 of the total number of entries for the entire experiment. **count** represents the number of records found for the SLD (in parts per million). **sldDiv** is the raw count divided by the number of records of this gTLD dump file. **oR** is the ratio of raw count to the total number of records of the experiment.  $\phi$ -**sldDiv** represents the  $\phi$  percentile of sldDiv on the entire data-set. **a-srcDiv** is the cumulative srcDiv variable. **a-oR** is the cumulative oR.

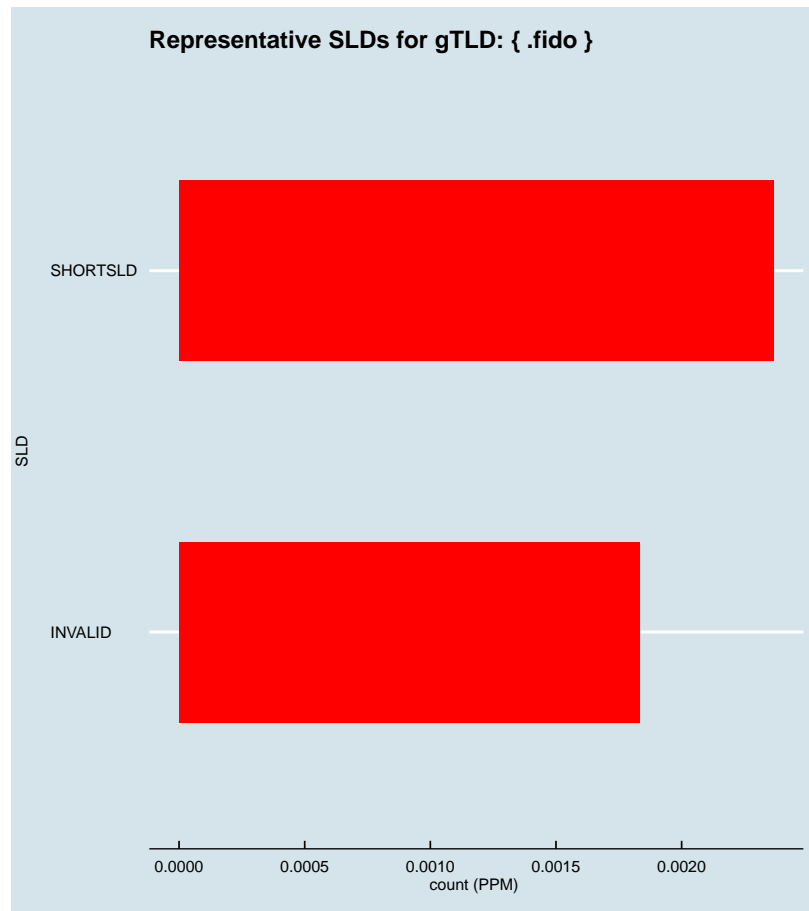


Figure 2.587: Representative SLDs for gTLD: { .fido }. The  $x$  axis displays number of times (in parts per million) the corresponding SLD ( $y$  axis) was found in the gTLD.

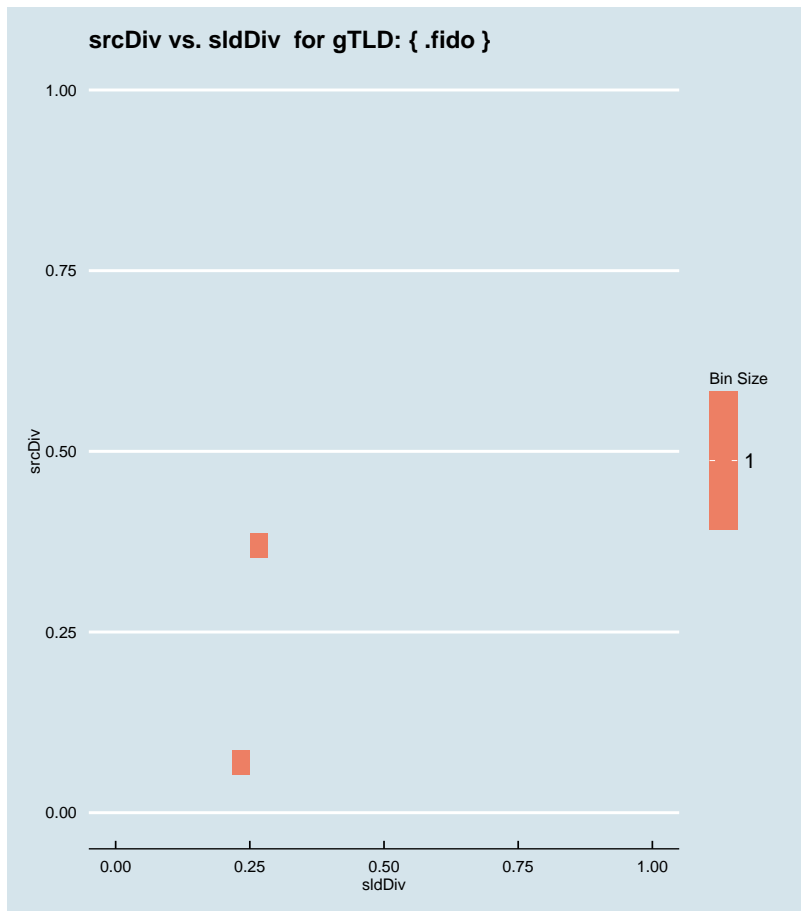


Figure 2.588: Binned scatter-plot of srcDiv and sldDiv for gTLD: { .fido }.

### :: 2.410 Representative SLDs for gTLD: { .film }

In this section, we collect representative SLDs related to gTLD: 'film'. We found 7 unique SLDs after filtering. A total of 16368 records were considered representative and they are 61.799% of the gTLD dump. Since the total number of records for this gTLD is 16368, there are 0 non-representative records (NRep). In addition, this set comprises 6.71E-6 of the entire data-set. Table 2.295 shows the corresponding SLDs ordered by the level of importance. Figure 2.589 shows the record count (PPM) for each representative SLD. Figure 2.590 shows the binned scatter-plot of srcDiv and sldDiv.

► { .film }  
 Total SLDs: 7  
 a-sldDiv: 61.799%  
 a-oR: 0.001%  
 NRep: 0

Individual SLD descriptors for gTLD: {film}										
SLD	count	sldDiv	$\phi$ -sldDiv	ipcount	srcDiv	$\phi$ -srcDiv	oR	a-srcDiv	a-oR	rem
alpha	0.005	0.199	1.000	7.42E-4	0.141	0.027	2.16E-6	0.199	2.16E-6	11089
INCATE	0.003	0.114	1.000	0.002	0.552	0.184	1.24E-6	0.313	3.4E-6	8068
INCATC	0.002	0.079	1.000	9.18E-4	0.437	0.121	8.61E-7	0.393	4.26E-6	5966
INCATB	0.002	0.063	1.000	6.28E-4	0.375	0.104	6.86E-7	0.456	4.95E-6	4292
RANDOM13	0.001	0.054	1.000	3.61E-4	0.250	0.065	5.91E-7	0.510	5.54E-6	2849
INCATF	0.001	0.054	1.000	4.25E-4	0.297	0.076	5.87E-7	0.565	6.13E-6	1416
INVALID	0.001	0.053	1.000	1.63E-4	0.115	0.021	5.8E-7	0.618	6.71E-6	0

Table 2.295: Top 7 most significant SLDs for gTLD 'film'. The SLD list holds 61.799% of the entries found in the gTLD and 6.71E-6 of the total number of entries for the entire experiment. **count** represents the number of records found for the SLD (in parts per million). **sldDiv** is the raw count divided by the number of records of this gTLD dump file. **oR** is the ratio of raw count to the total number of records of the experiment.  $\phi$ -**sldDiv** represents the  $\phi$  percentile of sldDiv on the entire data-set. **a-srcDiv** is the cumulative srcDiv variable. **a-oR** is the cumulative oR.

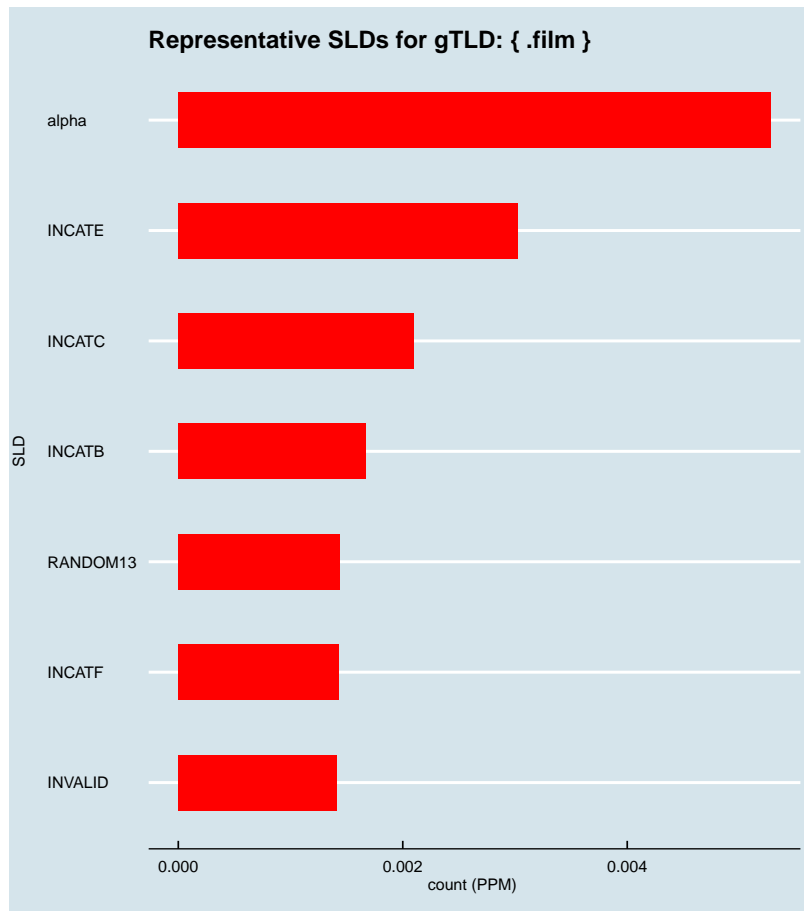


Figure 2.589: Representative SLDs for gTLD: { .film }. The x axis displays number of times (in parts per million) the corresponding SLD (y axis) was found in the gTLD.



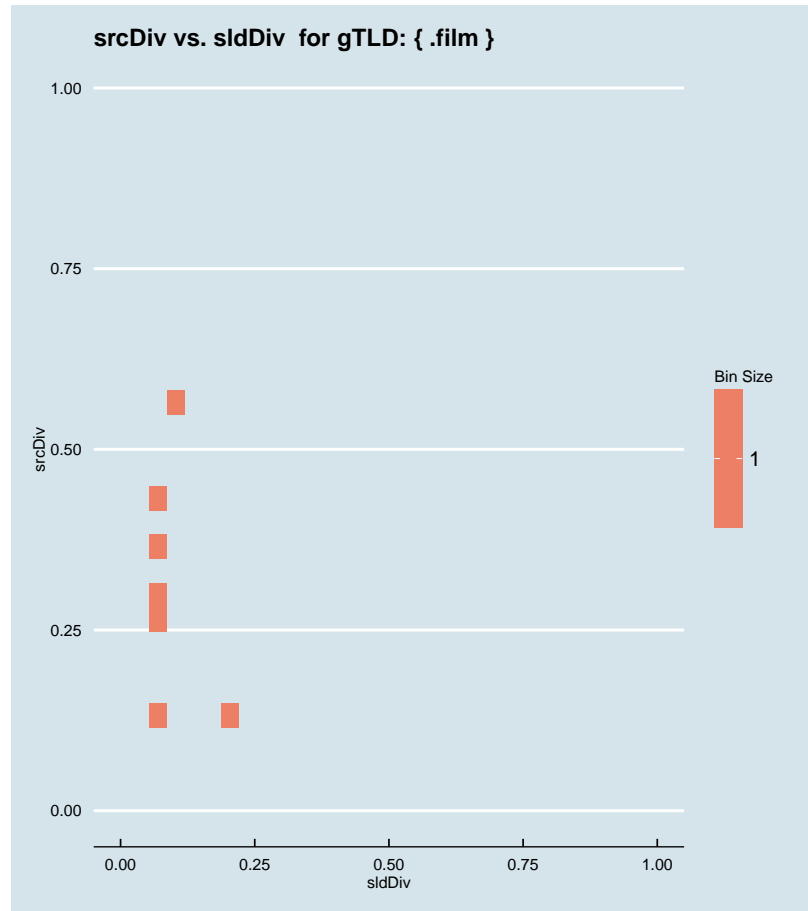


Figure 2.590: Binned scatter-plot of srcDiv and sldDiv for gTLD: { .film }.

### :: 2.411 Representative SLDs for gTLD: { .final }

In this section, we collect representative SLDs related to gTLD: 'final'. We found 2 unique SLDs after filtering. A total of 2695 records were considered representative and they are 27.444% of the gTLD dump. Since the total number of records for this gTLD is 2695, there are 0 non-representative records (NRep). In addition, this set comprises 1.1E-6 of the entire data-set. Table 2.296 shows the corresponding SLDs ordered by the level of importance. Figure 2.591 shows the record count (PPM) for each representative SLD. Figure 2.592 shows the binned scatter-plot of srcDiv and sldDiv.

► { .final }  
Total SLDs: 2  
a-sldDiv: 27.444%  
a-oR: 0.000%  
NRep: 0



Individual SLD descriptors for gTLD: {final}										
SLD	count	sldDiv	$\phi$ -sldDiv	ipcount	srcDiv	$\phi$ -srcDiv	oR	a-srcDiv	a-oR	rem
proyecto	0.002	0.153	1.000	6E-6	0.004	1.37E-4	6.15E-7	0.153	6.15E-7	1194
RANDOM13	0.001	0.122	1.000	2.63E-4	0.220	0.051	4.89E-7	0.274	1.1E-6	0

Table 2.296: Top 2 most significant SLDs for gTLD 'final'. The SLD list holds 27.444% of the entries found in the gTLD and 1.1E-6 of the total number of entries for the entire experiment. **count** represents the number of records found for the SLD (in parts per million). **sldDiv** is the raw count divided by the number of records of this gTLD dump file. **oR** is the ratio of raw count to the total number of records of the experiment.  $\phi$ -**sldDiv** represents the  $\phi$  percentile of sldDiv on the entire data-set. **a-srcDiv** is the cumulative srcDiv variable. **a-oR** is the cumulative oR.

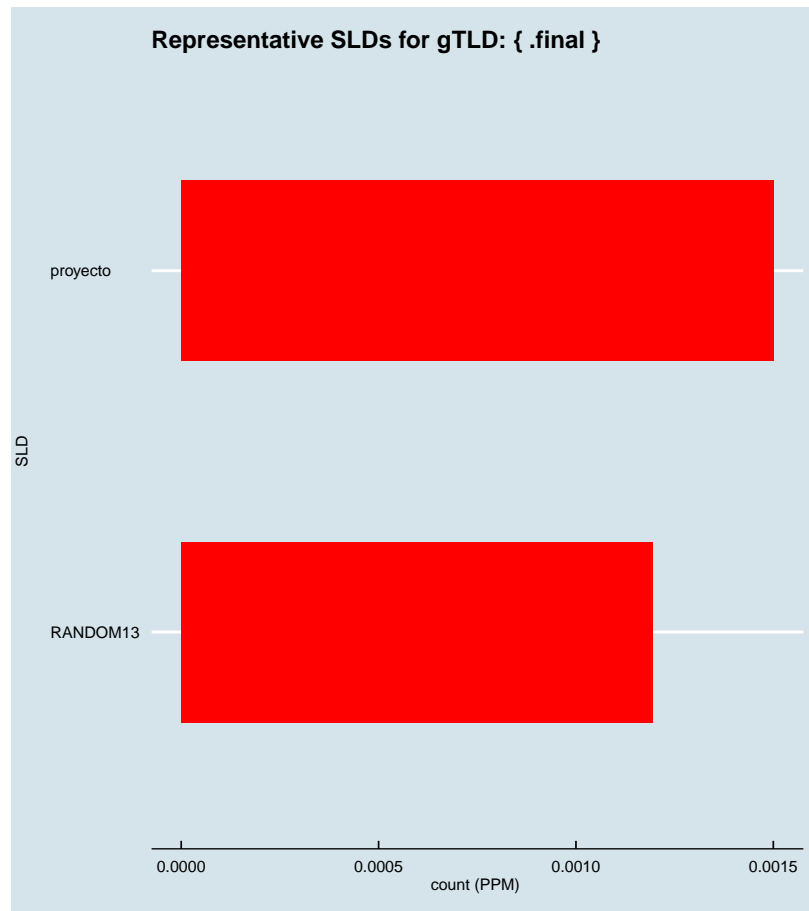


Figure 2.591: Representative SLDs for gTLD: { .final }. The  $x$  axis displays number of times (in parts per million) the corresponding SLD ( $y$  axis) was found in the gTLD.

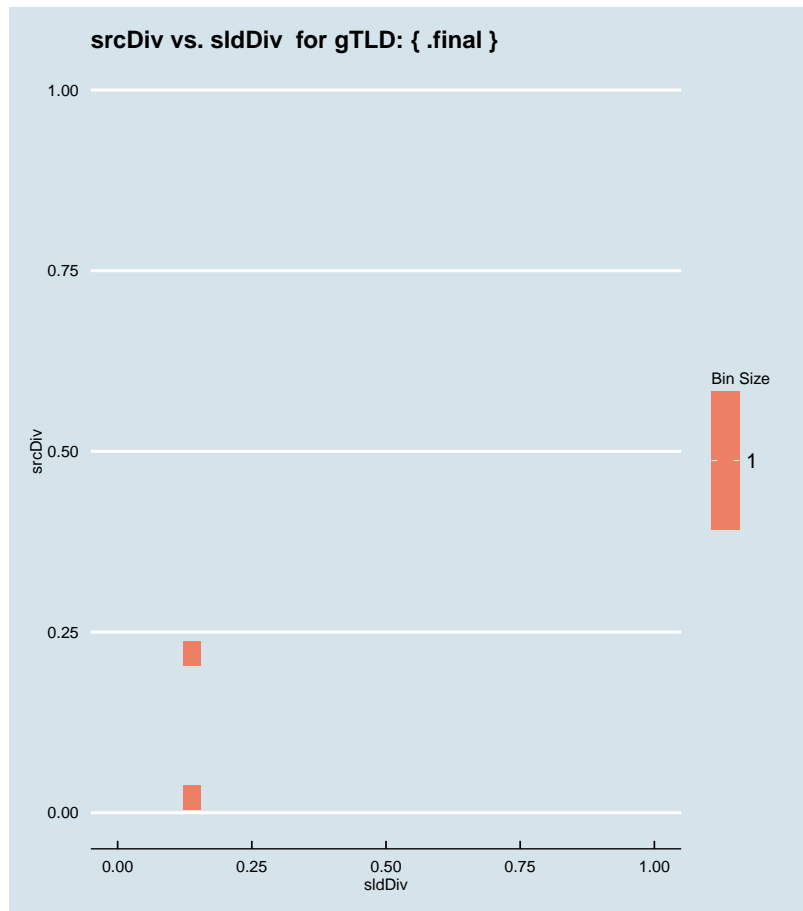


Figure 2.592: Binned scatter-plot of srcDiv and sldDiv for gTLD: { .final }.

### :: 2.412 Representative SLDs for gTLD: { .finance }

In this section, we collect representative SLDs related to gTLD: 'finance'. We found 13 unique SLDs after filtering. A total of 101991 records were considered representative and they are 70.814% of the gTLD dump. Since the total number of records for this gTLD is 101991, there are 0 non-representative records (NRep). In addition, this set comprises  $4.18E-5$  of the entire data-set. Table 2.297 shows the corresponding SLDs ordered by the level of importance. Figure 2.593 shows the record count (PPM) for each representative SLD. Figure 2.594 shows the binned scatter-plot of srcDiv and sldDiv.

► { .finance }  
 Total SLDs: 13  
 a-sldDiv: 70.814%  
 a-oR: 0.004%  
 NRep: 0

Individual SLD descriptors for gTLD: {.finance}										
SLD	count	sldDiv	$\phi$ -sldDiv	ipcount	srcDiv	$\phi$ -srcDiv	oR	a-srcDiv	a-oR	rem
INCATF	0.026	0.182	1.000	0.002	0.074	0.011	1.07E-5	0.182	1.07E-5	75770
INCATC	0.013	0.091	1.000	0.004	0.271	0.068	5.35E-6	0.273	1.61E-5	62705
ortec	0.013	0.090	1.000	4.85E-4	0.038	0.004	5.29E-6	0.362	2.14E-5	49792
RANDOM13	0.010	0.069	1.000	8.45E-4	0.085	0.013	4.09E-6	0.432	2.55E-5	39809
RANDOM10	0.009	0.063	1.000	9.68E-4	0.107	0.019	3.72E-6	0.495	2.92E-5	30729
INCATB	0.008	0.058	1.000	0.002	0.202	0.048	3.41E-6	0.552	3.26E-5	22418
INVALID	0.005	0.038	1.000	7.49E-4	0.137	0.027	2.24E-6	0.590	3.48E-5	16952
dof	0.005	0.033	1.000	5.37E-4	0.114	0.020	1.94E-6	0.623	3.68E-5	12224
wpad	0.005	0.031	1.000	0.001	0.242	0.057	1.84E-6	0.655	3.86E-5	7722
erp	0.002	0.015	0.999	5E-6	0.002	6.19E-5	9.06E-7	0.670	3.95E-5	5510
isatap	0.002	0.015	0.999	7.08E-4	0.336	0.096	8.63E-7	0.684	4.04E-5	3405
INCATD	0.002	0.012	0.999	3.87E-4	0.226	0.053	7.03E-7	0.696	4.11E-5	1690
solis	0.002	0.012	0.999	8.3E-5	0.049	0.006	6.93E-7	0.708	4.18E-5	0

Table 2.297: Top 13 most significant SLDs for gTLD 'finance'. The SLD list holds 70.814% of the entries found in the gTLD and 4.18E-5 of the total number of entries for the entire experiment. **count** represents the number of records found for the SLD (in parts per million). **sldDiv** is the raw count divided by the number of records of this gTLD dump file. **oR** is the ratio of raw count to the total number of records of the experiment.  **$\phi$ -sldDiv** represents the  $\phi$  percentile of sldDiv on the entire data-set. **a-srcDiv** is the cumulative srcDiv variable. **a-oR** is the cumulative oR.

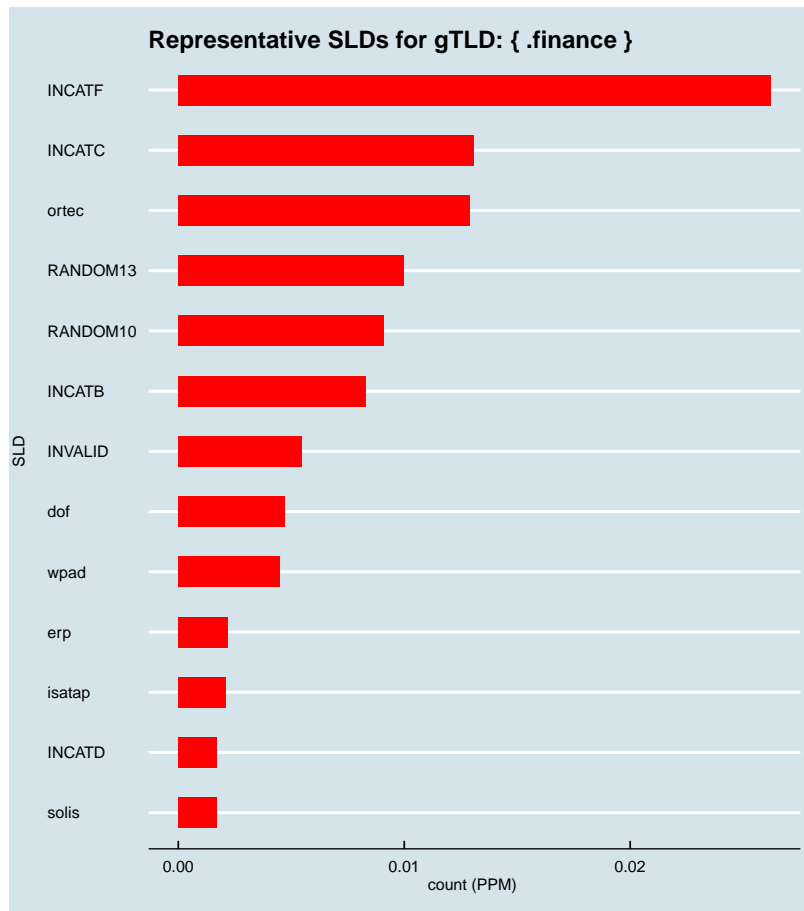


Figure 2.593: Representative SLDs for gTLD: { .finance }. The *x* axis displays number of times (in parts per million) the corresponding SLD (*y* axis) was found in the gTLD.

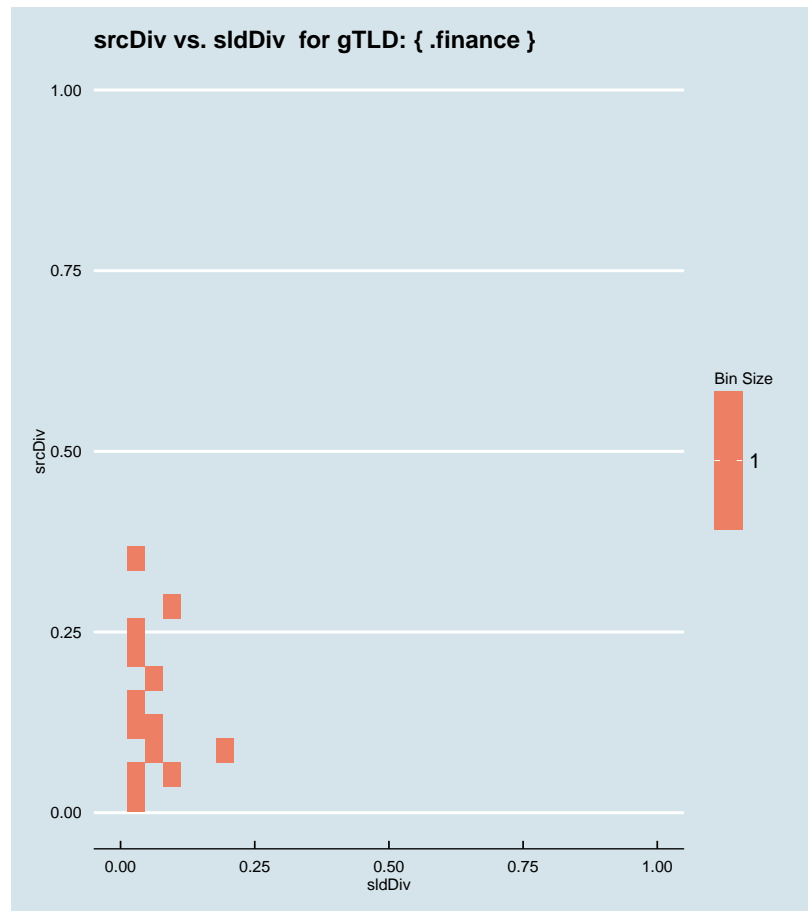


Figure 2.594: Binned scatter-plot of srcDiv and sldDiv for gTLD: { .finance }.

### :: 2.413 Representative SLDs for gTLD: { .financial }

In this section, we collect representative SLDs related to gTLD: 'financial'. We found 7 unique SLDs after filtering. A total of 12958 records were considered representative and they are 60.391% of the gTLD dump. Since the total number of records for this gTLD is 12958, there are 0 non-representative records (NRep). In addition, this set comprises 5.31E-6 of the entire data-set. Table 2.298 shows the corresponding SLDs ordered by the level of importance. Figure 2.595 shows the record count (PPM) for each representative SLD. Figure 2.596 shows the binned scatter-plot of srcDiv and sldDiv.

► { .financial }  
Total SLDs: 7  
a-sldDiv: 60.391%  
a-oR: 0.001%  
NRep: 0

Individual SLD descriptors for gTLD: {financial}										
SLD	count	sldDiv	$\phi$ -sldDiv	ipcount	srcDiv	$\phi$ -srcDiv	oR	a-srcDiv	a-oR	rem
INCATF	0.003	0.134	1.000	2.11E-4	0.073	0.011	1.18E-6	0.134	1.18E-6	10085
metro	0.002	0.107	1.000	3.07E-4	0.133	0.026	9.43E-7	0.241	2.12E-6	7783
re2	0.002	0.096	1.000	0.001	0.495	0.130	8.4E-7	0.337	2.96E-6	5733
RANDOM13	0.002	0.074	1.000	3.12E-4	0.196	0.043	6.54E-7	0.411	3.61E-6	4138
INCATB	0.002	0.073	1.000	4.07E-4	0.261	0.066	6.39E-7	0.484	4.25E-6	2578
SHORTSLD	0.001	0.062	1.000	1.17E-4	0.088	0.014	5.45E-7	0.546	4.8E-6	1247
RANDOM10	0.001	0.058	1.000	1.96E-4	0.157	0.032	5.11E-7	0.604	5.31E-6	0

Table 2.298: Top 7 most significant SLDs for gTLD 'financial'. The SLD list holds 60.391% of the entries found in the gTLD and 5.31E-6 of the total number of entries for the entire experiment. **count** represents the number of records found for the SLD (in parts per million). **sldDiv** is the raw count divided by the number of records of this gTLD dump file. **oR** is the ratio of raw count to the total number of records of the experiment.  $\phi$ -**sldDiv** represents the  $\phi$  percentile of sldDiv on the entire data-set. **a-srcDiv** is the cumulative srcDiv variable. **a-oR** is the cumulative oR.



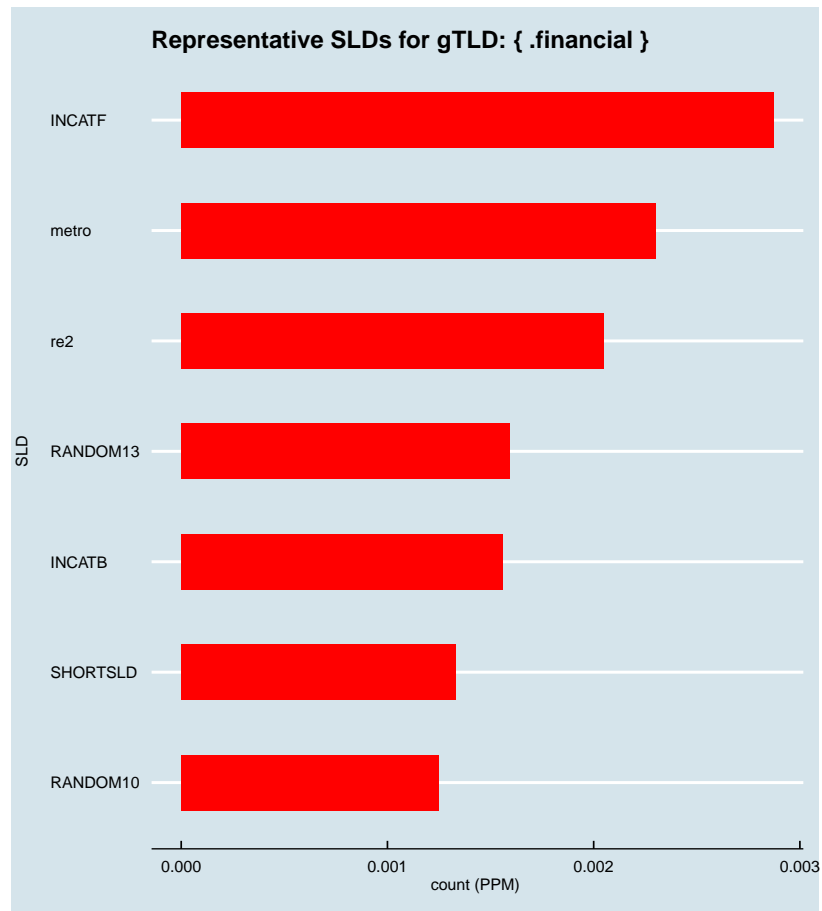


Figure 2.595: Representative SLDs for gTLD: { .financial }. The  $x$  axis displays number of times (in parts per million) the corresponding SLD ( $y$  axis) was found in the gTLD.

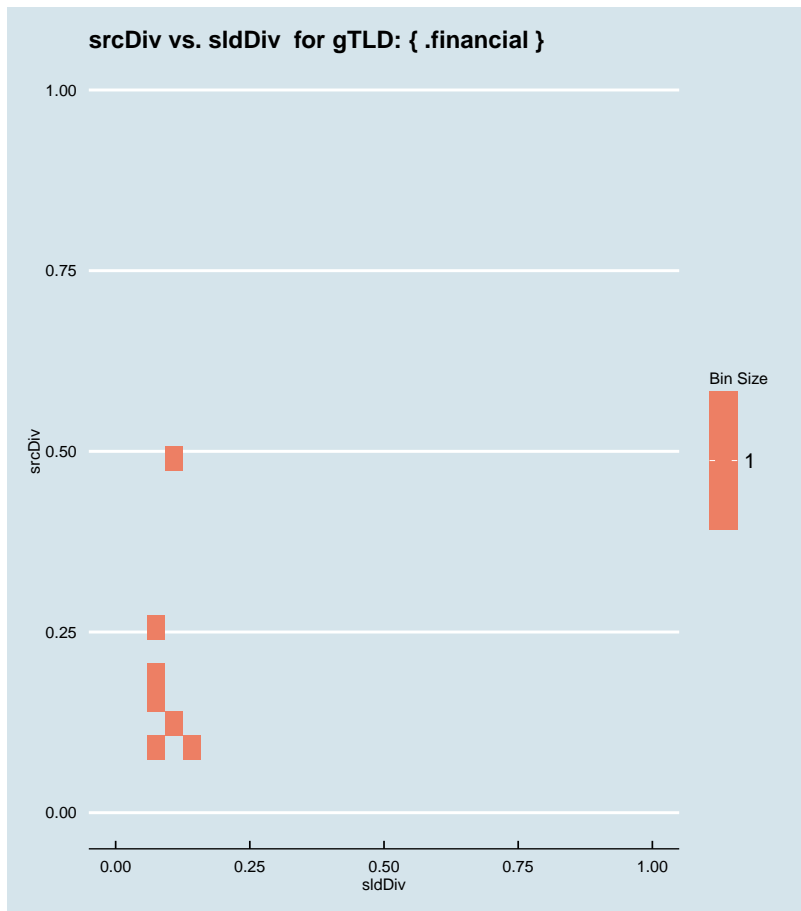


Figure 2.596: Binned scatter-plot of srcDiv and sldDiv for gTLD: {.financial}.

### :: 2.414 Representative SLDs for gTLD: {.financialaid}

In this section, we collect representative SLDs related to gTLD: 'financialaid'. We found 0 unique SLDs after filtering. A total of 0 records were considered representative and they are 0.000% of the gTLD dump. Since the total number of records for this gTLD is 0, there are 0 non-representative records (NRep). In addition, this set comprises 0E0 of the entire data-set.

```
► {.financialaid}
Total SLDs: 0
a-sldDiv: 0.000%
a-oR: 0.000%
NRep: 0
```

### :: 2.415 Representative SLDs for gTLD: {.finish}

In this section, we collect representative SLDs related to gTLD: 'finish'. We found 0

```
► {.finish}
Total SLDs: 0
a-sldDiv: 0.000%
a-oR: 0.000%
NRep: 0
```

unique SLDs after filtering. A total of 0 records were considered representative and they are 0.000% of the gTLD dump. Since the total number of records for this gTLD is 0, there are 0 non-representative records (NRep). In addition, this set comprises 0E0 of the entire data-set.

### :: 2.416 Representative SLDs for gTLD: {fire}

In this section, we collect representative SLDs related to gTLD: 'fire'. We found 13 unique SLDs after filtering. A total of 58668 records were considered representative and they are 71.996% of the gTLD dump. Since the total number of records for this gTLD is 58668, there are 0 non-representative records (NRep). In addition, this set comprises 2.4E-5 of the entire data-set. Table 2.299 shows the corresponding SLDs ordered by the level of importance. Figure 2.597 shows the record count (PPM) for each representative SLD. Figure 2.598 shows the binned scatter-plot of srcDiv and sldDiv.

▶ {fire}  
Total SLDs: 13  
a-sldDiv: 71.996%  
a-oR: 0.002%  
NRep: 0

Individual SLD descriptors for gTLD: {fire}										
SLD	count	sldDiv	$\phi$ -sldDiv	ipcount	srcDiv	$\phi$ -srcDiv	oR	a-srcDiv	a-oR	rem
INVALID	0.014	0.177	1.000	0.002	0.113	0.020	5.92E-6	0.177	5.92E-6	44234
INCATF	0.012	0.142	1.000	3.3E-4	0.029	0.002	4.73E-6	0.319	1.06E-5	32687
RANDOM13	0.007	0.088	1.000	7.57E-4	0.106	0.018	2.94E-6	0.407	1.36E-5	25522
INCATB	0.006	0.078	1.000	8.53E-4	0.133	0.026	2.62E-6	0.485	1.62E-5	19130
RANDOM10	0.004	0.049	1.000	5.2E-4	0.130	0.025	1.63E-6	0.534	1.78E-5	15144
wpad	0.003	0.039	1.000	9.49E-4	0.301	0.077	1.29E-6	0.573	1.91E-5	11993
INCATC	0.003	0.037	1.000	8.28E-4	0.275	0.070	1.23E-6	0.610	2.04E-5	8987
station7	0.002	0.021	0.999	2.5E-5	0.015	9.07E-4	6.97E-7	0.631	2.11E-5	7285
clay	0.002	0.020	0.999	5.1E-5	0.031	0.003	6.84E-7	0.651	2.17E-5	5617
SHORTSLD	0.002	0.020	0.999	5.99E-4	0.373	0.102	6.59E-7	0.671	2.24E-5	4009
isatap	0.002	0.020	0.999	6.5E-4	0.406	0.114	6.57E-7	0.690	2.31E-5	2407
mburg	0.001	0.015	0.999	2.6E-5	0.021	0.002	5E-7	0.705	2.36E-5	1187
mozilla	0.001	0.015	0.999	3.17E-4	0.267	0.068	4.86E-7	0.720	2.4E-5	0

Table 2.299: Top 13 most significant SLDs for gTLD 'fire'. The SLD list holds 71.996% of the entries found in the gTLD and 2.4E-5 of the total number of entries for the entire experiment. **count** represents the number of records found for the SLD (in parts per million). **sldDiv** is the raw count divided by the number of records of this gTLD dump file. **oR** is the ratio of raw count to the total number of records of the experiment.  **$\phi$ -sldDiv** represents the  $\phi$  percentile of sldDiv on the entire data-set. **a-srcDiv** is the cumulative srcDiv variable. **a-oR** is the cumulative oR.

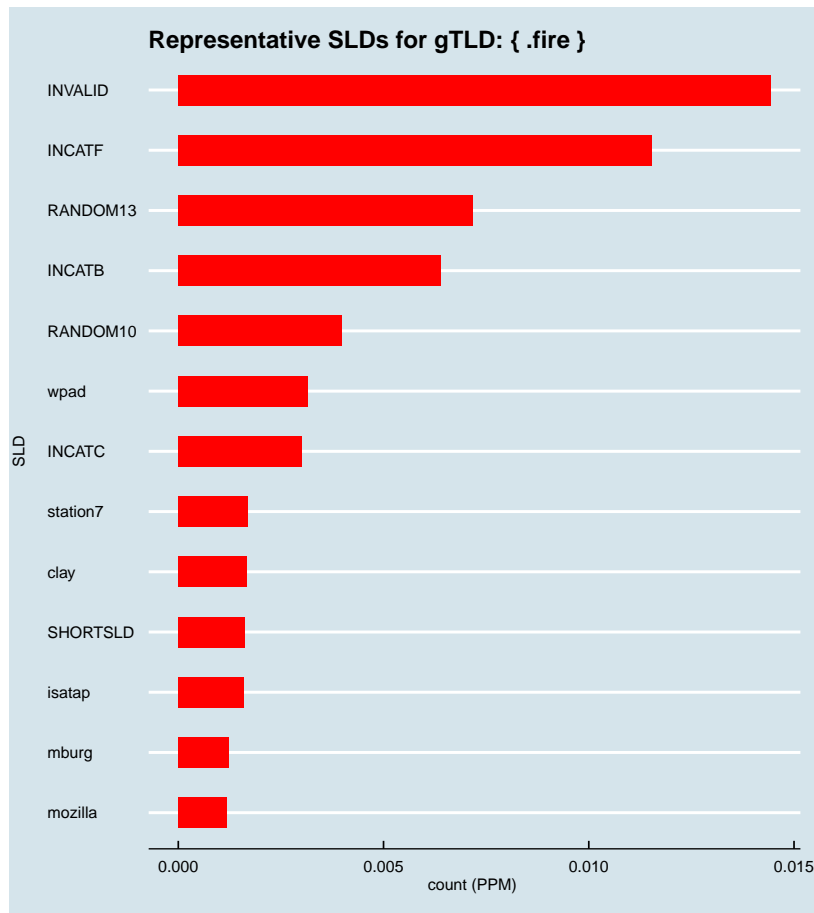


Figure 2.597: Representative SLDs for gTLD: { .fire }. The x axis displays number of times (in parts per million) the corresponding SLD (y axis) was found in the gTLD.

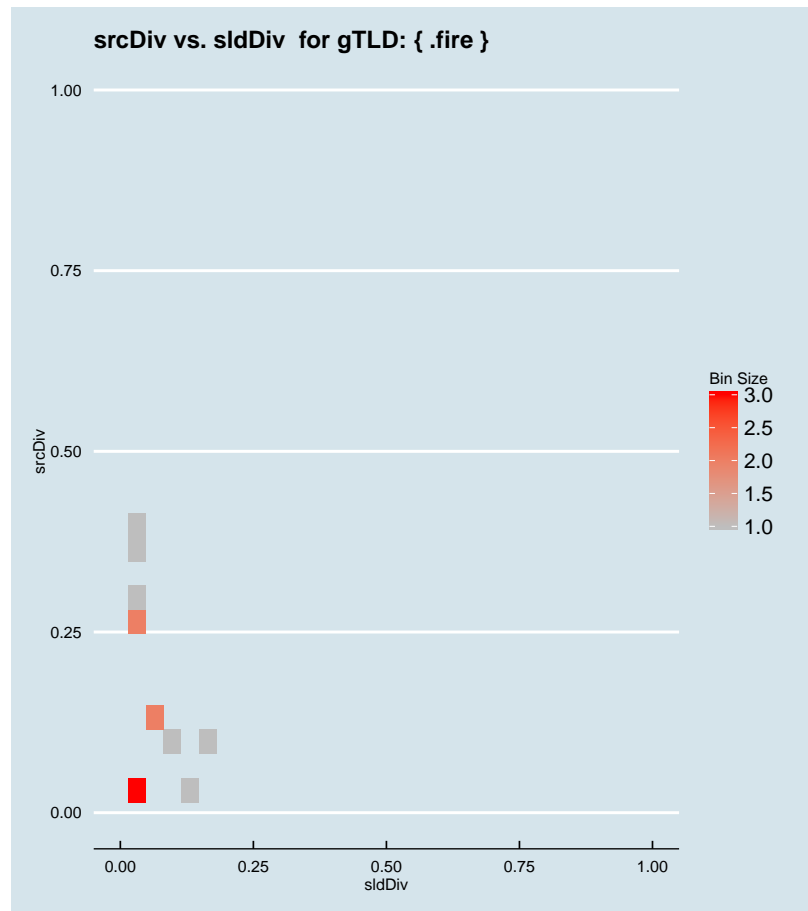


Figure 2.598: Binned scatter-plot of srcDiv and sldDiv for gTLD: {.fire}.

### :: 2.417 Representative SLDs for gTLD: {.firestone}

In this section, we collect representative SLDs related to gTLD: 'firestone'. We found 0 unique SLDs after filtering. A total of 0 records were considered representative and they are 0.000% of the gTLD dump. Since the total number of records for this gTLD is 0, there are 0 non-representative records (NRep). In addition, this set comprises 0E0 of the entire data-set.

► {.firestone}  
Total SLDs: 0  
a-sldDiv: 0.000%  
a-oR: 0.000%  
NRep: 0

### :: 2.418 Representative SLDs for gTLD: {.firmdale}

In this section, we collect representative SLDs related to gTLD: 'firmdale'. We found

► {.firmdale}  
Total SLDs: 0  
a-sldDiv: 0.000%  
a-oR: 0.000%  
NRep: 0

0 unique SLDs after filtering. A total of 0 records were considered representative and they are 0.000% of the gTLD dump. Since the total number of records for this gTLD is 0, there are 0 non-representative records (NRep). In addition, this set comprises 0E0 of the entire data-set.

### :: 2.419 Representative SLDs for gTLD: {fish}

In this section, we collect representative SLDs related to gTLD: 'fish'. We found 11 unique SLDs after filtering. A total of 291881 records were considered representative and they are 95.501% of the gTLD dump. Since the total number of records for this gTLD is 291881, there are 0 non-representative records (NRep). In addition, this set comprises 1.2E−4 of the entire data-set. Table 2.300 shows the corresponding SLDs ordered by the level of importance. Figure 2.599 shows the record count (PPM) for each representative SLD. Figure 2.600 shows the binned scatter-plot of srcDiv and sldDiv.

► {fish}  
 Total SLDs: 11  
 a-sldDiv: 95.501%  
 a-oR: 0.012%  
 NRep: 0

Individual SLD descriptors for gTLD: {fish}										
SLD	count	sldDiv	$\phi$ -sldDiv	ipcount	srcDiv	$\phi$ -srcDiv	oR	a-srcDiv	a-oR	rem
purefishin...	0.148	0.483	1.000	0.008	0.052	0.006	6.05E−5	0.483	6.05E−5	144190
INCATF	0.057	0.187	1.000	0.005	0.081	0.012	2.34E−5	0.670	8.39E−5	87135
INCATD	0.018	0.059	1.000	0.003	0.144	0.029	7.41E−6	0.729	9.13E−5	69049
RANDOM13	0.016	0.053	1.000	0.003	0.195	0.043	6.69E−6	0.783	9.8E−5	52724
corporate	0.015	0.048	1.000	7E−5	0.005	1.76E−4	6.02E−6	0.831	1.04E−4	38044
INVALID	0.014	0.047	1.000	0.001	0.100	0.016	5.84E−6	0.877	1.1E−4	23795
INCATB	0.010	0.031	1.000	8.43E−4	0.088	0.014	3.91E−6	0.908	1.14E−4	14248
wpad	0.005	0.015	0.999	9.86E−4	0.215	0.050	1.88E−6	0.923	1.16E−4	9656
RANDOM10	0.004	0.013	0.999	6.9E−4	0.169	0.037	1.67E−6	0.937	1.17E−4	5578
isatap	0.003	0.010	0.999	8.94E−4	0.287	0.074	1.28E−6	0.947	1.19E−4	2465
INCATC	0.002	0.008	0.999	6.53E−4	0.265	0.067	1.01E−6	0.955	1.2E−4	0

Table 2.300: Top 11 most significant SLDs for gTLD 'fish'. The SLD list holds 95.501% of the entries found in the gTLD and 1.2E−4 of the total number of entries for the entire experiment. **count** represents the number of records found for the SLD (in parts per million). **sldDiv** is the raw count divided by the number of records of this gTLD dump file. **oR** is the ratio of raw count to the total number of records of the experiment.  **$\phi$ -sldDiv** represents the  $\phi$  percentile of sldDiv on the entire data-set. **a-srcDiv** is the cumulative srcDiv variable. **a-oR** is the cumulative oR.

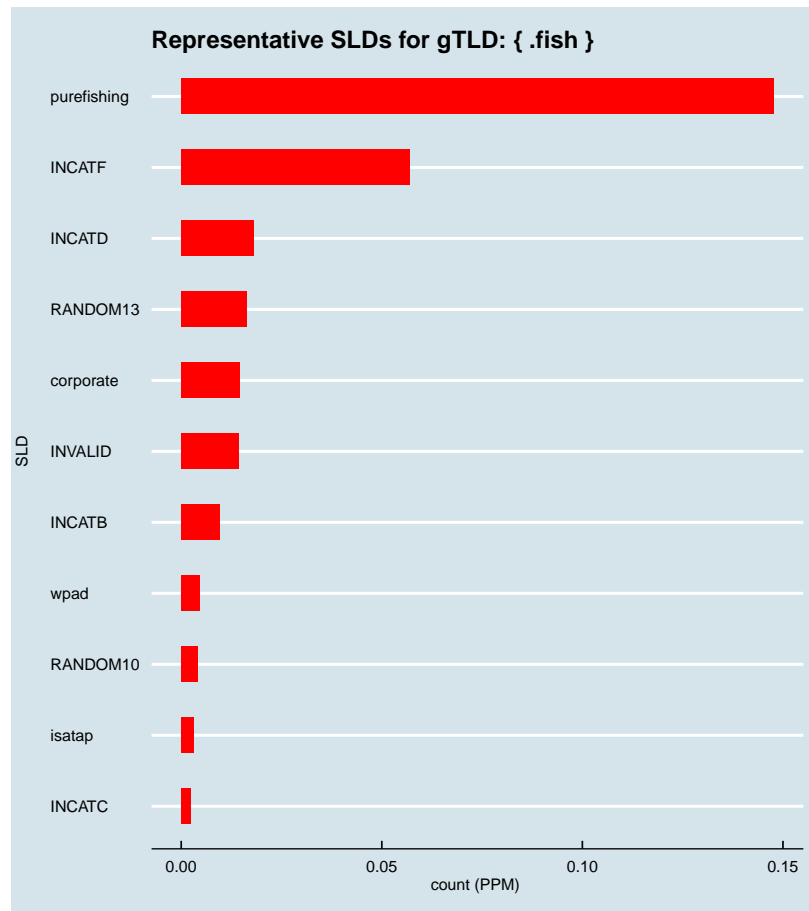


Figure 2.599: Representative SLDs for gTLD: {.fish}. The  $x$  axis displays number of times (in parts per million) the corresponding SLD ( $y$  axis) was found in the gTLD.

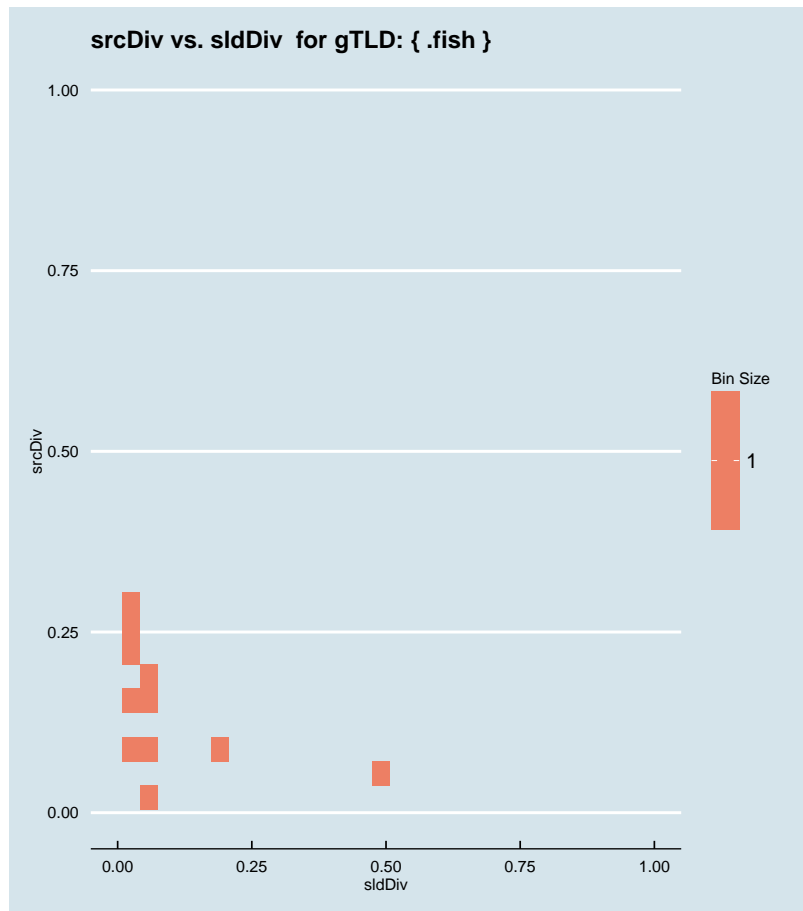


Figure 2.600: Binned scatter-plot of srcDiv and sldDiv for gTLD: {.fish}.

### :: 2.420 Representative SLDs for gTLD: {.fishing}

In this section, we collect representative SLDs related to gTLD: 'fishing'. We found 2 unique SLDs after filtering. A total of 3827 records were considered representative and they are 42.194% of the gTLD dump. Since the total number of records for this gTLD is 3827, there are 0 non-representative records (NRep). In addition, this set comprises  $1.57E-6$  of the entire data-set. Table 2.301 shows the corresponding SLDs ordered by the level of importance. Figure 2.601 shows the record count (PPM) for each representative SLD. Figure 2.602 shows the binned scatter-plot of srcDiv and sldDiv.

► {.fishing}  
 Total SLDs: 2  
 a-sldDiv: 42.194%  
 a-oR: 0.000%  
 NRep: 0



Individual SLD descriptors for gTLD: {fishing}										
SLD	count	sldDiv	$\phi$ -sldDiv	ipcount	srcDiv	$\phi$ -srcDiv	oR	a-srcDiv	a-oR	rem
RANDOM10	0.002	0.264	1.000	1.73E-4	0.072	0.011	9.81E-7	0.264	9.81E-7	1432
INVALID	0.001	0.158	1.000	1.3E-4	0.091	0.014	5.87E-7	0.422	1.57E-6	0

Table 2.301: Top 2 most significant SLDs for gTLD 'fishing'. The SLD list holds 42.194% of the entries found in the gTLD and 1.57E-6 of the total number of entries for the entire experiment. **count** represents the number of records found for the SLD (in parts per million). **sldDiv** is the raw count divided by the number of records of this gTLD dump file. **oR** is the ratio of raw count to the total number of records of the experiment.  **$\phi$ -sldDiv** represents the  $\phi$  percentile of sldDiv on the entire data-set. **a-srcDiv** is the cumulative srcDiv variable. **a-oR** is the cumulative oR.

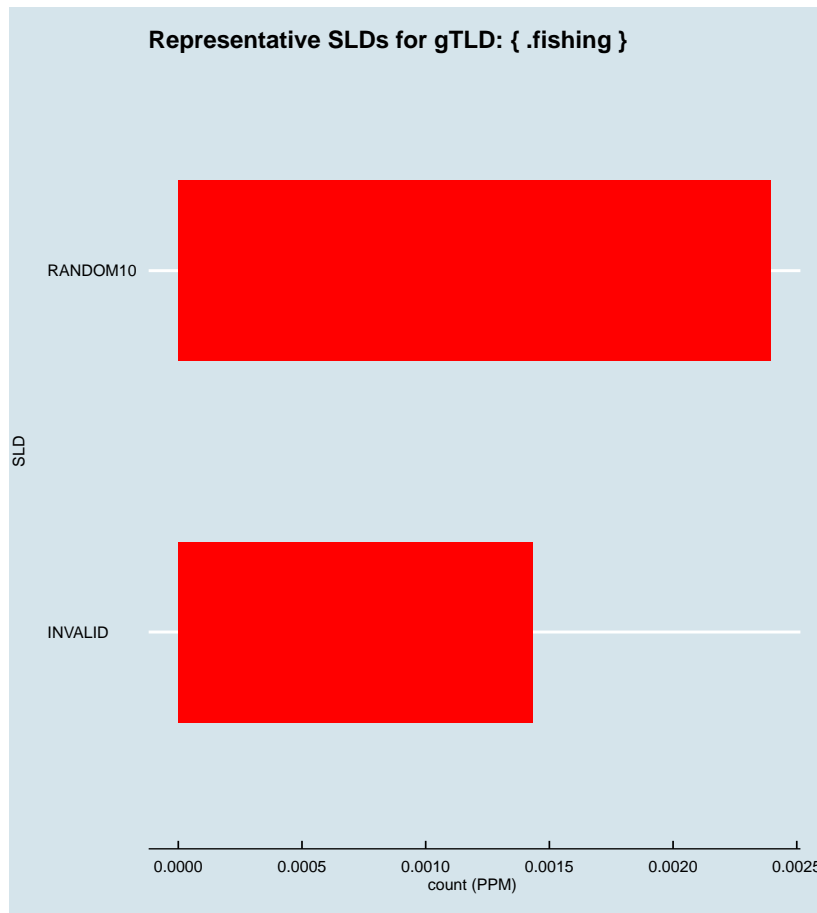


Figure 2.601: Representative SLDs for gTLD: { .fishing }. The *x* axis displays number of times (in parts per million) the corresponding SLD (*y* axis) was found in the gTLD.

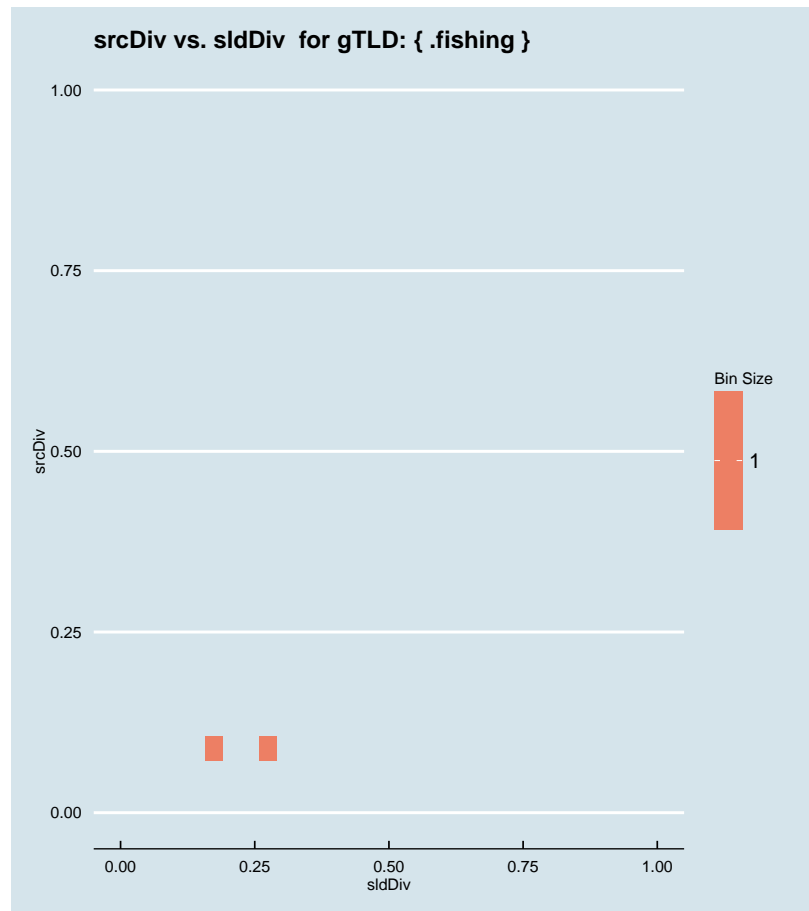


Figure 2.602: Binned scatter-plot of srcDiv and sldDiv for gTLD: { .fishing }.

### :: 2.421 Representative SLDs for gTLD: { .fit }

In this section, we collect representative SLDs related to gTLD: 'fit'. We found 9 unique SLDs after filtering. A total of 175864 records were considered representative and they are 94.381% of the gTLD dump. Since the total number of records for this gTLD is 175864, there are 0 non-representative records (NRep). In addition, this set comprises 7.21E-5 of the entire data-set. Table 2.302 shows the corresponding SLDs ordered by the level of importance. Figure 2.603 shows the record count (PPM) for each representative SLD. Figure 2.604 shows the binned scatter-plot of srcDiv and sldDiv.

► { .fit }  
Total SLDs: 9  
a-sldDiv: 94.381%  
a-oR: 0.007%  
NRep: 0

Individual SLD descriptors for gTLD: {fit}										
SLD	count	sldDiv	$\phi$ -sldDiv	ipcount	srcDiv	$\phi$ -srcDiv	oR	a-srcDiv	a-oR	rem
SHORTSLD	0.110	0.589	1.000	7.39E-4	0.007	2.85E-4	4.5E-5	0.589	4.5E-5	66156
INCATB	0.049	0.263	1.000	0.004	0.084	0.013	2.01E-5	0.852	6.5E-5	17154
INCATD	0.004	0.024	0.999	8.24E-4	0.185	0.041	1.82E-6	0.876	6.69E-5	12708
INCATF	0.004	0.019	0.999	2E-4	0.056	0.007	1.46E-6	0.895	6.83E-5	9154
RANDOM13	0.003	0.014	0.999	3.78E-4	0.146	0.030	1.06E-6	0.909	6.94E-5	6558
INVALID	0.002	0.011	0.999	1.56E-4	0.073	0.011	8.77E-7	0.920	7.03E-5	4419
RANDOM10	0.002	0.009	0.999	1.96E-4	0.115	0.021	6.97E-7	0.929	7.1E-5	2717
INCATC	0.001	0.007	0.999	6.3E-4	0.456	0.125	5.66E-7	0.937	7.15E-5	1336
INCATE	0.001	0.007	0.999	0.001	0.763	0.261	5.48E-7	0.944	7.21E-5	0

Table 2.302: Top 9 most significant SLDs for gTLD 'fit'. The SLD list holds 94.381% of the entries found in the gTLD and 7.21E-5 of the total number of entries for the entire experiment. **count** represents the number of records found for the SLD (in parts per million). **sldDiv** is the raw count divided by the number of records of this gTLD dump file. **oR** is the ratio of raw count to the total number of records of the experiment.  **$\phi$ -sldDiv** represents the  $\phi$  percentile of sldDiv on the entire data-set. **a-srcDiv** is the cumulative srcDiv variable. **a-oR** is the cumulative oR.

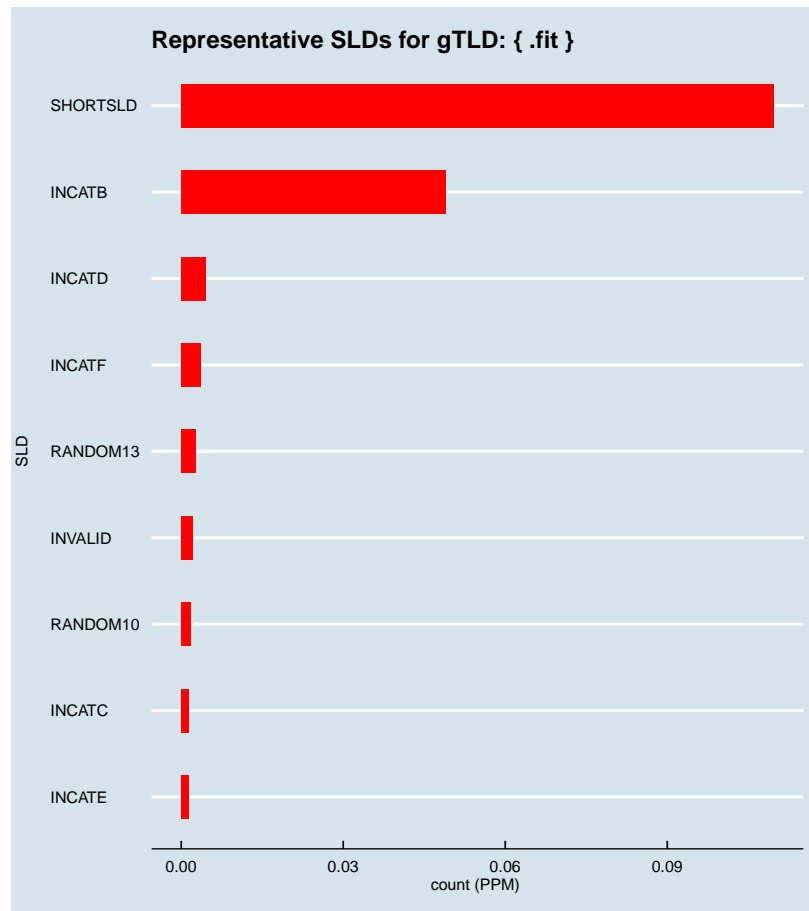


Figure 2.603: Representative SLDs for gTLD: { .fit}. The  $x$  axis displays number of times (in parts per million) the corresponding SLD ( $y$  axis) was found in the gTLD.

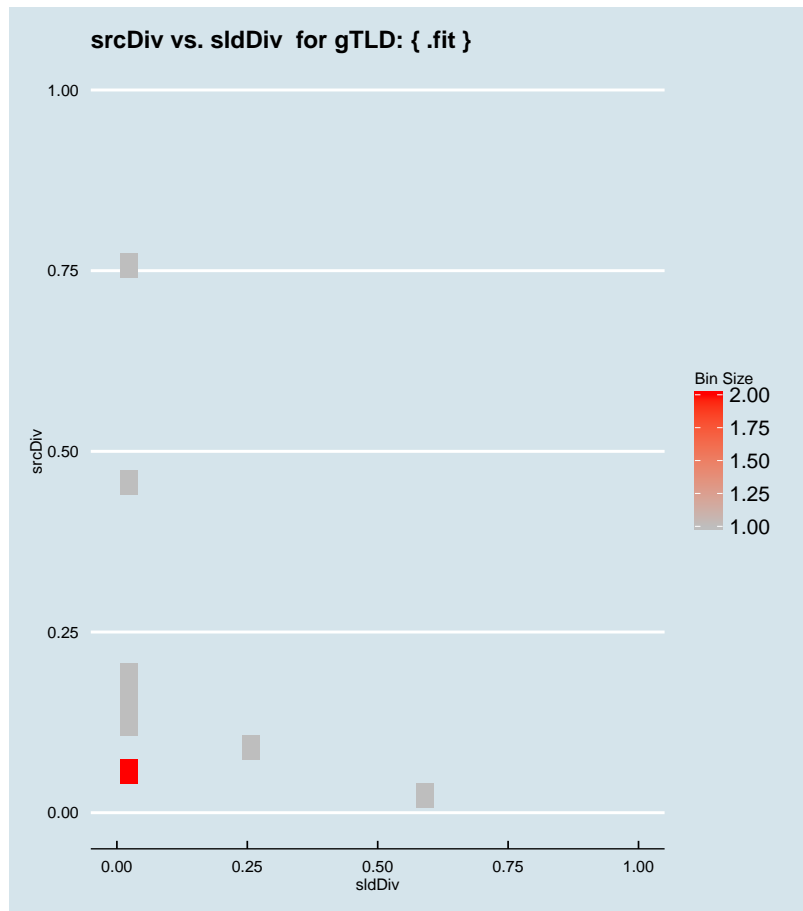


Figure 2.604: Binned scatter-plot of srcDiv and sldDiv for gTLD: { .fit }.

### :: 2.422 Representative SLDs for gTLD: { .fitness }

In this section, we collect representative SLDs related to gTLD: 'fitness'. We found 4 unique SLDs after filtering. A total of 11832 records were considered representative and they are 50.291% of the gTLD dump. Since the total number of records for this gTLD is 11832, there are 0 non-representative records (NRep). In addition, this set comprises  $4.85E-6$  of the entire data-set. Table 2.303 shows the corresponding SLDs ordered by the level of importance. Figure 2.605 shows the record count (PPM) for each representative SLD. Figure 2.606 shows the binned scatter-plot of srcDiv and sldDiv.

► { .fitness }  
 Total SLDs: 4  
 a-sldDiv: 50.291%  
 a-oR: 0.000%  
 NRep: 0

Individual SLD descriptors for gTLD: {fitness}										
SLD	count	sldDiv	$\phi$ -sldDiv	ipcount	srcDiv	$\phi$ -srcDiv	oR	a-srcDiv	a-oR	rem
INVALID	0.005	0.196	1.000	6.34E-4	0.138	0.027	1.89E-6	0.196	1.89E-6	7230
INCATF	0.004	0.171	1.000	2.51E-4	0.062	0.008	1.65E-6	0.367	3.54E-6	3197
RANDOM13	0.002	0.080	1.000	3.02E-4	0.160	0.033	7.74E-7	0.447	4.31E-6	1309
INCATE	0.001	0.056	1.000	9.32E-4	0.712	0.237	5.36E-7	0.503	4.85E-6	0

Table 2.303: Top 4 most significant SLDs for gTLD 'fitness'. The SLD list holds 50.291% of the entries found in the gTLD and 4.85E-6 of the total number of entries for the entire experiment. **count** represents the number of records found for the SLD (in parts per million). **sldDiv** is the raw count divided by the number of records of this gTLD dump file. **oR** is the ratio of raw count to the total number of records of the experiment.  **$\phi$ -sldDiv** represents the  $\phi$  percentile of sldDiv on the entire data-set. **a-srcDiv** is the cumulative srcDiv variable. **a-oR** is the cumulative oR.

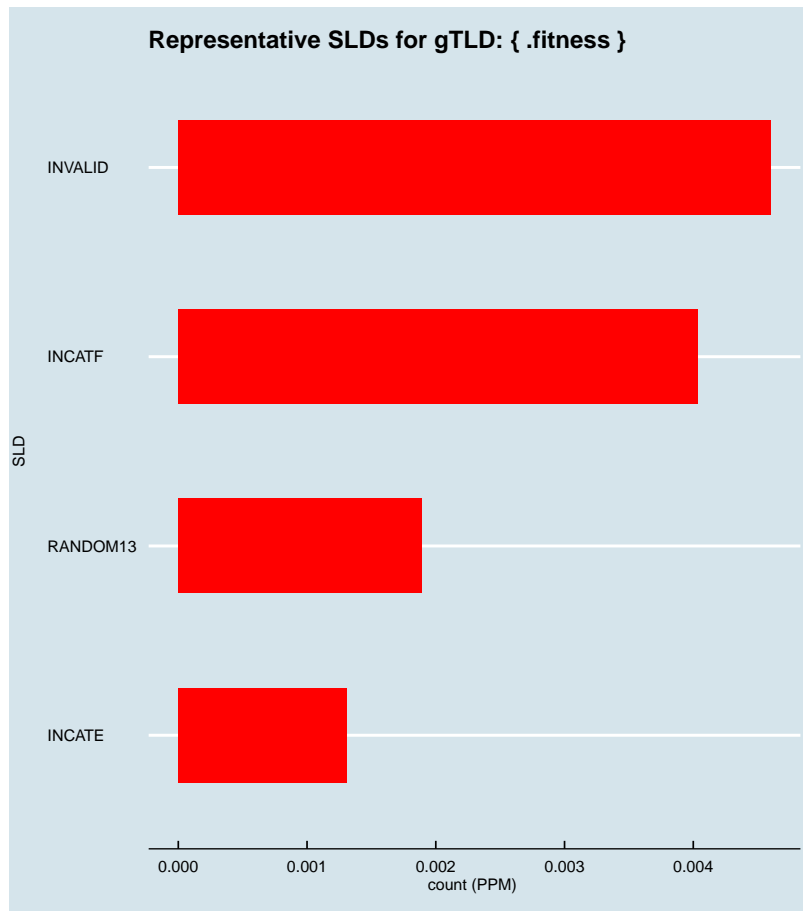


Figure 2.605: Representative SLDs for gTLD: { .fitness}. The *x* axis displays number of times (in parts per million) the corresponding SLD (*y* axis) was found in the gTLD.



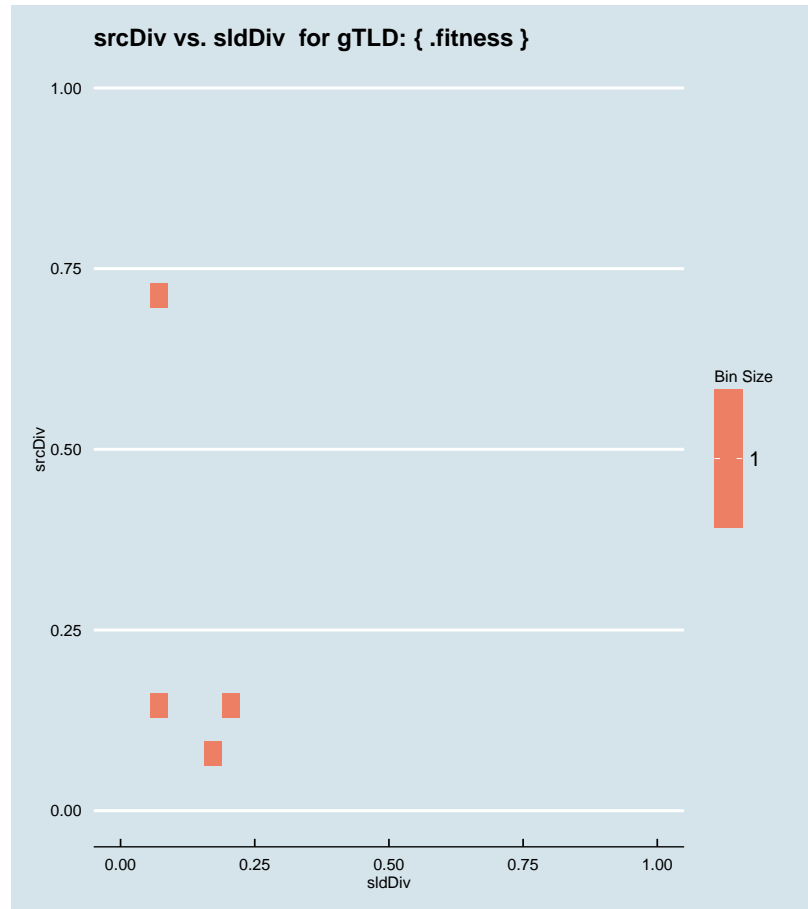


Figure 2.606: Binned scatter-plot of srcDiv and sldDiv for gTLD: { .fitness }.

### :: 2.423 Representative SLDs for gTLD: { .flickr }

In this section, we collect representative SLDs related to gTLD: 'flickr'. We found 3 unique SLDs after filtering. A total of 45307 records were considered representative and they are 96.721% of the gTLD dump. Since the total number of records for this gTLD is 45307, there are 0 non-representative records (NRep). In addition, this set comprises  $1.86E-5$  of the entire data-set. Table 2.304 shows the corresponding SLDs ordered by the level of importance. Figure 2.607 shows the record count (PPM) for each representative SLD. Figure 2.608 shows the binned scatter-plot of srcDiv and sldDiv.

► { .flickr }  
Total SLDs: 3  
a-sldDiv: 96.721%  
a-oR: 0.002%  
NRep: 0



Individual SLD descriptors for gTLD: {flickr}										
SLD	count	sldDiv	$\phi$ -sldDiv	ipcount	srcDiv	$\phi$ -srcDiv	oR	a-srcDiv	a-oR	rem
INCATE	0.031	0.667	1.000	0.012	0.370	0.102	1.28E-5	0.667	1.28E-5	14044
static	0.012	0.255	1.000	0.002	0.195	0.043	4.89E-6	0.922	1.77E-5	2100
RANDOM13	0.002	0.045	1.000	5.49E-4	0.261	0.067	8.61E-7	0.967	1.86E-5	0

Table 2.304: Top 3 most significant SLDs for gTLD 'flickr'. The SLD list holds 96.721% of the entries found in the gTLD and 1.86E-5 of the total number of entries for the entire experiment. **count** represents the number of records found for the SLD (in parts per million). **sldDiv** is the raw count divided by the number of records of this gTLD dump file. **oR** is the ratio of raw count to the total number of records of the experiment.  **$\phi$ -sldDiv** represents the  $\phi$  percentile of sldDiv on the entire data-set. **a-srcDiv** is the cumulative srcDiv variable. **a-oR** is the cumulative oR.

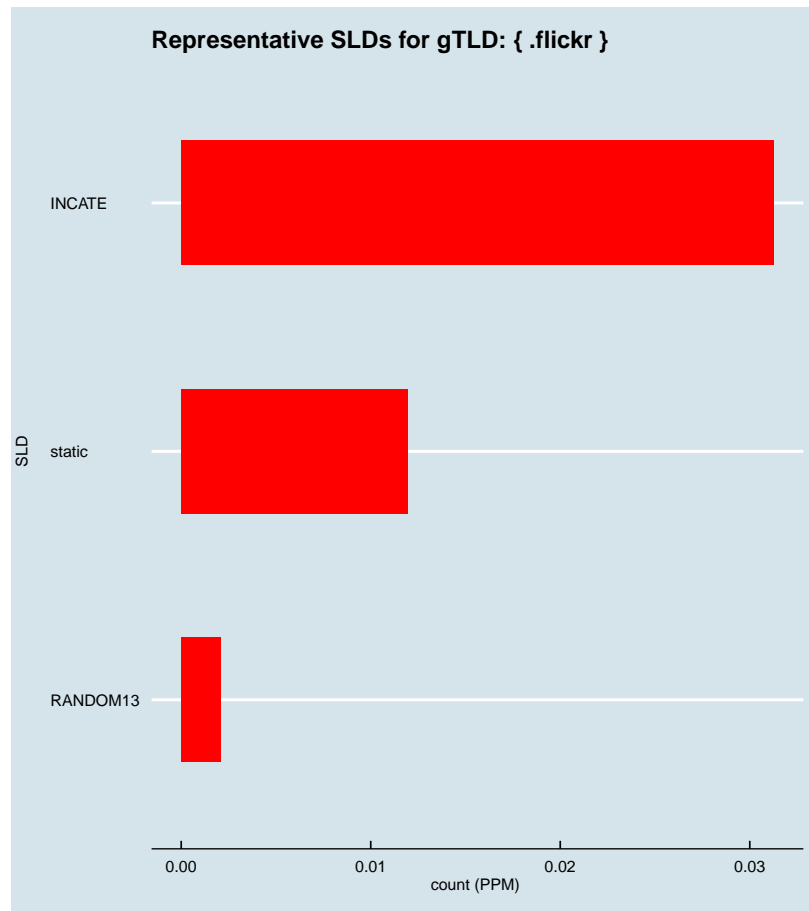


Figure 2.607: Representative SLDs for gTLD: { .flickr }. The  $x$  axis displays number of times (in parts per million) the corresponding SLD ( $y$  axis) was found in the gTLD.

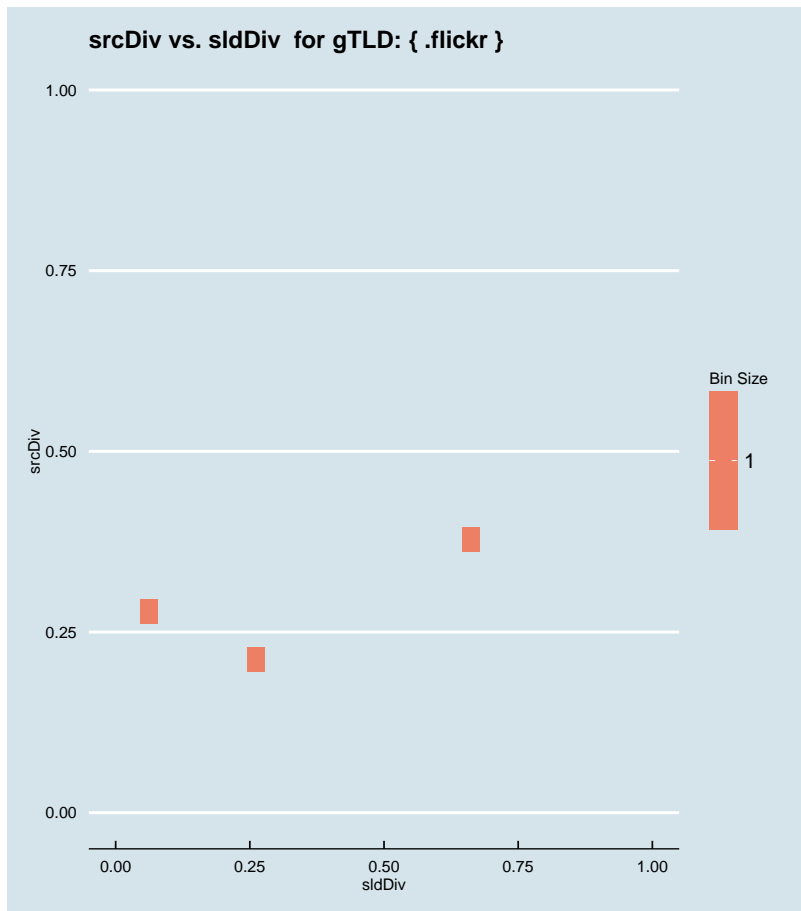


Figure 2.608: Binned scatter-plot of srcDiv and sldDiv for gTLD: { .flickr }.

∴ 2.424 Representative SLDs for gTLD: { .flights }

In this section, we collect representative SLDs related to gTLD: 'flights'. We found 0 unique SLDs after filtering. A total of 0 records were considered representative and they are 0.000% of the gTLD dump. Since the total number of records for this gTLD is 0, there are 0 non-representative records (NRep). In addition, this set comprises 0E0 of the entire data-set.

```
► { .flights }
Total SLDs: 0
a-sldDiv: 0.000%
a-oR: 0.000%
NRep: 0
```

∴ 2.425 Representative SLDs for gTLD: { .flir }

In this section, we collect representative SLDs related to gTLD: 'flir'. We found 1

```
► { .flir }
Total SLDs: 1
a-sldDiv: 89.188%
a-oR: 0.000%
NRep: 0
```

unique SLDs after filtering. A total of 4999 records were considered representative and they are 89.188% of the gTLD dump. Since the total number of records for this gTLD is 4999, there are 0 non-representative records (NRep). In addition, this set comprises  $2.05E-6$  of the entire data-set. Table 2.305 shows the corresponding SLDs ordered by the level of importance. Figure 2.609 shows the record count (PPM) for each representative SLD. Figure 2.610 shows the binned scatter-plot of srcDiv and sldDiv.

Individual SLD descriptors for gTLD: {flir}										
SLD	count	sldDiv	$\phi$ -sldDiv	ipcount	srcDiv	$\phi$ -srcDiv	oR	a-srcDiv	a-oR	rem
INCATF	0.005	0.892	1.000	$1.1E-5$	0.002	$5.8E-5$	$2.05E-6$	0.892	$2.05E-6$	0

Table 2.305: Top 1 most significant SLDs for gTLD 'flir'. The SLD list holds 89.188% of the entries found in the gTLD and  $2.05E-6$  of the total number of entries for the entire experiment. **count** represents the number of records found for the SLD (in parts per million). **sldDiv** is the raw count divided by the number of records of this gTLD dump file. **oR** is the ratio of raw count to the total number of records of the experiment.  **$\phi$ -sldDiv** represents the  $\phi$  percentile of sldDiv on the entire data-set. **a-srcDiv** is the cumulative srcDiv variable. **a-oR** is the cumulative oR.




Figure 2.609: Representative SLDs for gTLD: { .flir}. The *x* axis displays number of times (in parts per million) the corresponding SLD (*y* axis) was found in the gTLD.

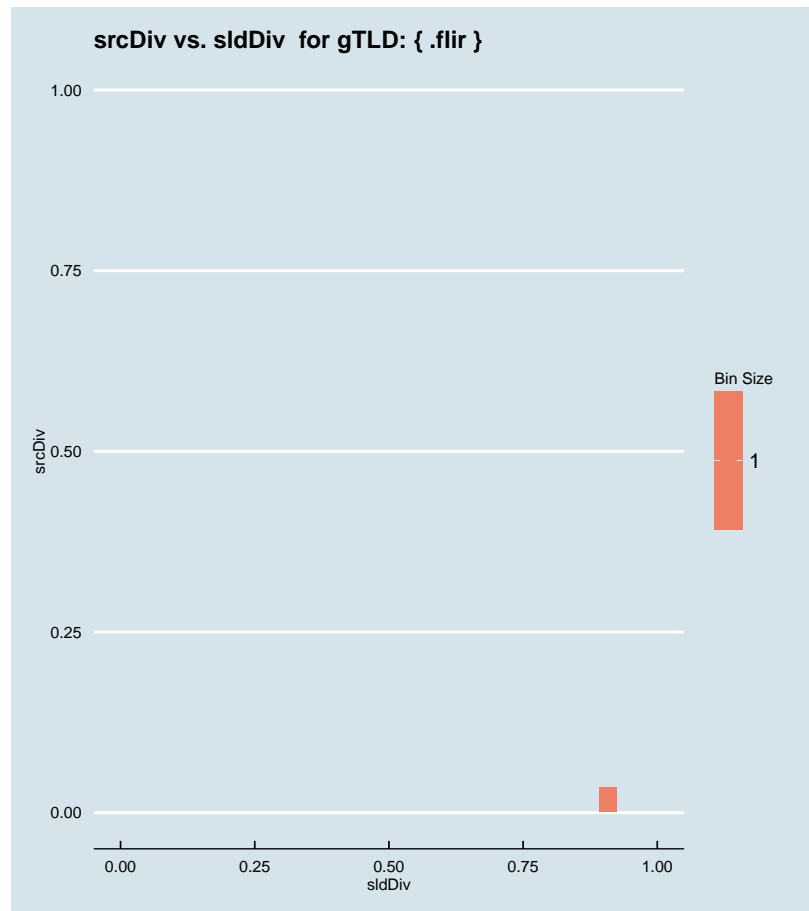


Figure 2.610: Binned scatter-plot of srcDiv and sldDiv for gTLD: { .flir }.

### ∴ 2.426 Representative SLDs for gTLD: { .florist }

In this section, we collect representative SLDs related to gTLD: 'florist'. We found 0 unique SLDs after filtering. A total of 0 records were considered representative and they are 0.000% of the gTLD dump. Since the total number of records for this gTLD is 0, there are 0 non-representative records (NRep). In addition, this set comprises 0E0 of the entire data-set.

► { .florist }  
Total SLDs: 0  
a-sldDiv: 0.000%  
a-oR: 0.000%  
NRep: 0

### ∴ 2.427 Representative SLDs for gTLD: { .flowers }

In this section, we collect representative SLDs related to gTLD: 'flowers'. We found 8

► { .flowers }  
Total SLDs: 8  
a-sldDiv: 73.409%  
a-oR: 0.001%  
NRep: 0

unique SLDs after filtering. A total of 24137 records were considered representative and they are 73.409% of the gTLD dump. Since the total number of records for this gTLD is 24137, there are 0 non-representative records (NRep). In addition, this set comprises  $9.89E-6$  of the entire data-set. Table 2.306 shows the corresponding SLDs ordered by the level of importance. Figure 2.611 shows the record count (PPM) for each representative SLD. Figure 2.612 shows the binned scatter-plot of srcDiv and sldDiv.

Individual SLD descriptors for gTLD: {flowers}										
SLD	count	sldDiv	$\phi$ -sldDiv	ipcount	srcDiv	$\phi$ -srcDiv	oR	a-srcDiv	a-oR	rem
INVALID	0.011	0.334	1.000	$7.03E-4$	0.064	0.009	$4.49E-6$	0.334	$4.49E-6$	13171
INCATB	0.003	0.079	1.000	$8.39E-4$	0.322	0.081	$1.07E-6$	0.413	$5.56E-6$	10565
RANDOM10	0.003	0.079	1.000	$3.04E-4$	0.117	0.021	$1.06E-6$	0.492	$6.62E-6$	7971
SHORTSLD	0.002	0.056	1.000	$7.9E-5$	0.043	0.005	$7.52E-7$	0.547	$7.38E-6$	6137
isatap	0.002	0.052	1.000	$3.9E-4$	0.229	0.054	$6.98E-7$	0.599	$8.07E-6$	4433
INCATF	0.002	0.047	1.000	$1.52E-4$	0.099	0.016	$6.31E-7$	0.646	$8.71E-6$	2894
wpad	0.001	0.045	1.000	$4.73E-4$	0.320	0.081	$6.06E-7$	0.691	$9.31E-6$	1416
RANDOM13	0.001	0.043	1.000	$3.32E-4$	0.234	0.055	$5.8E-7$	0.734	$9.89E-6$	0

Table 2.306: Top 8 most significant SLDs for gTLD 'flowers'. The SLD list holds 73.409% of the entries found in the gTLD and  $9.89E-6$  of the total number of entries for the entire experiment. **count** represents the number of records found for the SLD (in parts per million). **sldDiv** is the raw count divided by the number of records of this gTLD dump file. **oR** is the ratio of raw count to the total number of records of the experiment.  **$\phi$ -sldDiv** represents the  $\phi$  percentile of sldDiv on the entire data-set. **a-srcDiv** is the cumulative srcDiv variable. **a-oR** is the cumulative oR.



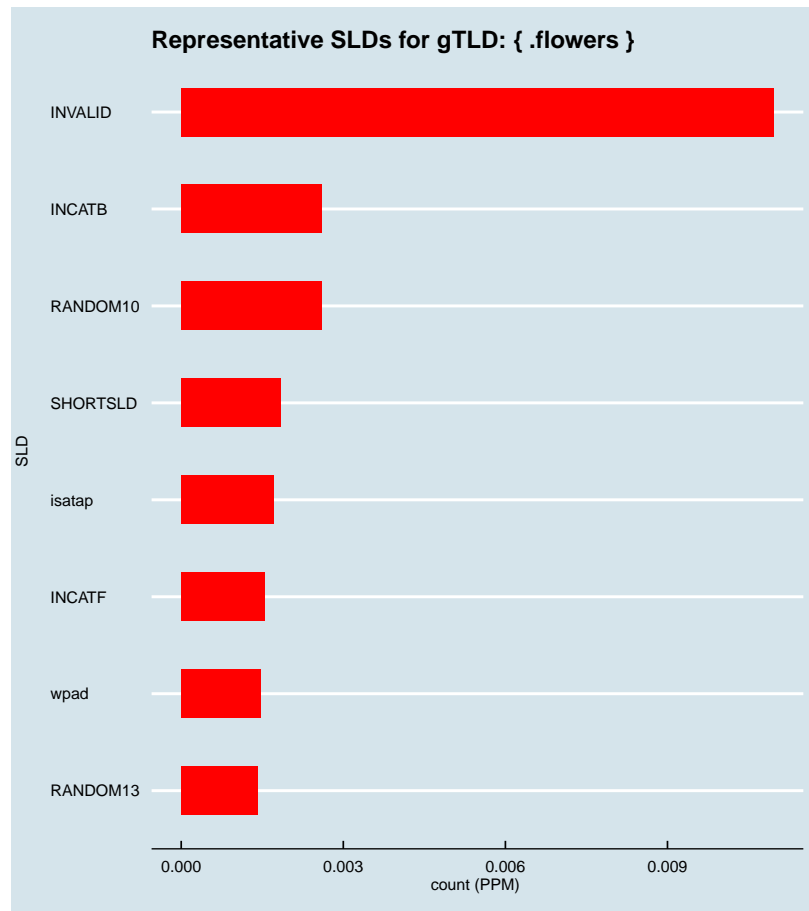


Figure 2.611: Representative SLDs for gTLD: { .flowers }. The  $x$  axis displays number of times (in parts per million) the corresponding SLD ( $y$  axis) was found in the gTLD.

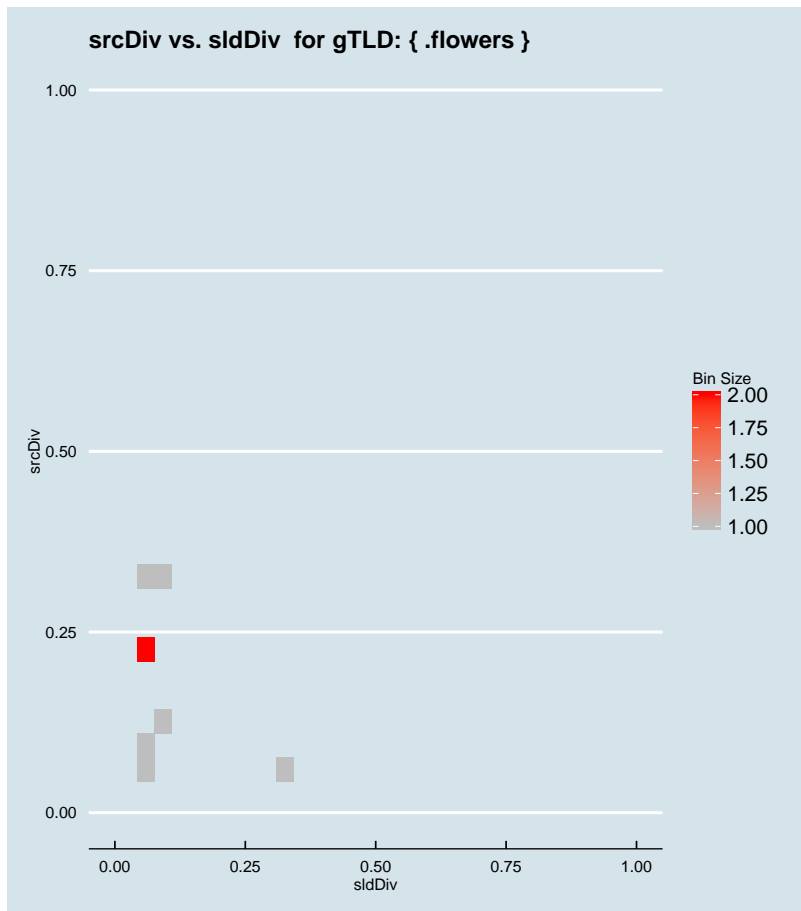


Figure 2.612: Binned scatter-plot of srcDiv and sldDiv for gTLD: {.flowers}.

### :: 2.428 Representative SLDs for gTLD: { .fls }

In this section, we collect representative SLDs related to gTLD: 'fls'. We found 3 unique SLDs after filtering. A total of 5979 records were considered representative and they are 42.061% of the gTLD dump. Since the total number of records for this gTLD is 5979, there are 0 non-representative records (NRep). In addition, this set comprises 2.45E-6 of the entire data-set. Table 2.307 shows the corresponding SLDs ordered by the level of importance. Figure 2.613 shows the record count (PPM) for each representative SLD. Figure 2.614 shows the binned scatter-plot of srcDiv and sldDiv.

► { .fls }  
 Total SLDs: 3  
 a-sldDiv: 42.061%  
 a-oR: 0.000%  
 NRep: 0

Individual SLD descriptors for gTLD: {fls}										
SLD	count	sldDiv	$\phi$ -sldDiv	ipcount	srcDiv	$\phi$ -srcDiv	oR	a-srcDiv	a-oR	rem
INVALID	0.003	0.182	1.000	1.58E-4	0.061	0.008	1.06E-6	0.182	1.06E-6	3393
INCATF	0.002	0.134	1.000	2.47E-4	0.129	0.025	7.83E-7	0.316	1.84E-6	1482
RANDOM13	0.001	0.104	1.000	2.45E-4	0.165	0.034	6.07E-7	0.421	2.45E-6	0

Table 2.307: Top 3 most significant SLDs for gTLD 'fls'. The SLD list holds 42.061% of the entries found in the gTLD and 2.45E-6 of the total number of entries for the entire experiment. **count** represents the number of records found for the SLD (in parts per million). **sldDiv** is the raw count divided by the number of records of this gTLD dump file. **oR** is the ratio of raw count to the total number of records of the experiment.  **$\phi$ -sldDiv** represents the  $\phi$  percentile of sldDiv on the entire data-set. **a-srcDiv** is the cumulative srcDiv variable. **a-oR** is the cumulative oR.

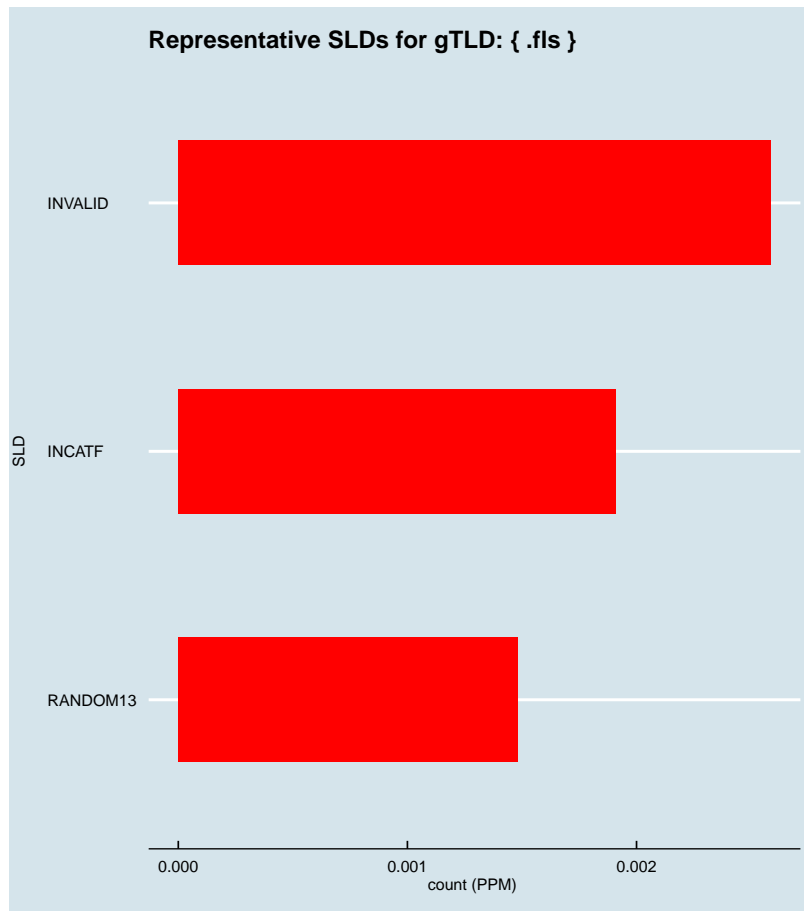


Figure 2.613: Representative SLDs for gTLD: { .fls }. The  $x$  axis displays number of times (in parts per million) the corresponding SLD ( $y$  axis) was found in the gTLD.

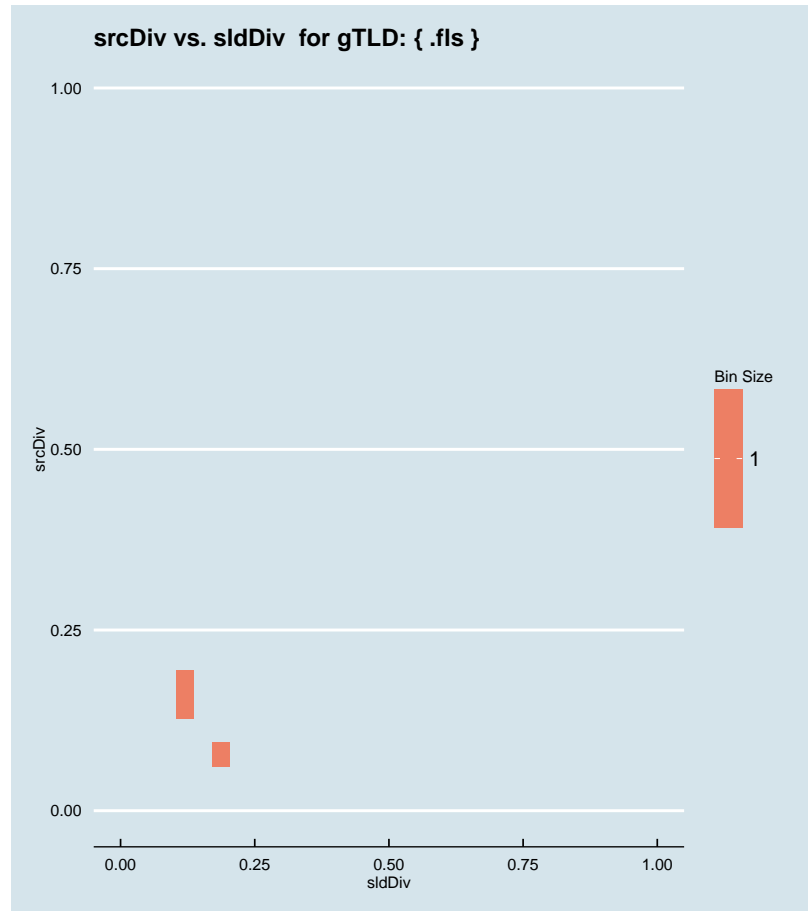


Figure 2.614: Binned scatter-plot of srcDiv and sldDiv for gTLD: { .fls }.

### :: 2.429 Representative SLDs for gTLD: { .flsmidth }

In this section, we collect representative SLDs related to gTLD: 'flsmidth'. We found 0 unique SLDs after filtering. A total of 0 records were considered representative and they are 0.000% of the gTLD dump. Since the total number of records for this gTLD is 0, there are 0 non-representative records (NRep). In addition, this set comprises 0E0 of the entire data-set.

► { .flsmidth }  
Total SLDs: 0  
a-sldDiv: 0.000%  
a-oR: 0.000%  
NRep: 0

### :: 2.430 Representative SLDs for gTLD: { .fly }

In this section, we collect representative SLDs related to gTLD: 'fly'. We found 9 unique

► { .fly }  
Total SLDs: 9  
a-sldDiv: 81.414%  
a-oR: 0.002%  
NRep: 0

SLDs after filtering. A total of 46308 records were considered representative and they are 81.414% of the gTLD dump. Since the total number of records for this gTLD is 46308, there are 0 non-representative records (NRep). In addition, this set comprises  $1.9E-5$  of the entire data-set. Table 2.308 shows the corresponding SLDs ordered by the level of importance. Figure 2.615 shows the record count (PPM) for each representative SLD. Figure 2.616 shows the binned scatter-plot of srcDiv and sldDiv.

Individual SLD descriptors for gTLD: {fly}										
SLD	count	sldDiv	$\phi$ -sldDiv	ipcount	srcDiv	$\phi$ -srcDiv	oR	a-srcDiv	a-oR	rem
INVALID	0.019	0.328	1.000	0.001	0.075	0.011	7.65E-6	0.328	7.65E-6	27643
ns1	0.007	0.127	1.000	0.002	0.306	0.078	2.96E-6	0.455	1.06E-5	20416
INCATB	0.007	0.115	1.000	0.002	0.381	0.105	2.68E-6	0.570	1.33E-5	13872
INCATC	0.004	0.062	1.000	6.2E-4	0.176	0.038	1.44E-6	0.632	1.47E-5	10357
RANDOM10	0.003	0.056	1.000	5.09E-4	0.159	0.033	1.31E-6	0.688	1.6E-5	7163
INCATF	0.002	0.038	1.000	2.37E-4	0.111	0.019	8.75E-7	0.726	1.69E-5	5027
RANDOM13	0.002	0.033	1.000	4.61E-4	0.246	0.057	7.68E-7	0.759	1.77E-5	3152
INCATE	0.002	0.033	1.000	0.001	0.757	0.261	7.68E-7	0.792	1.85E-5	1279
wpad	0.001	0.022	0.999	4.05E-4	0.317	0.080	5.24E-7	0.814	1.9E-5	0

Table 2.308: Top 9 most significant SLDs for gTLD 'fly'. The SLD list holds 81.414% of the entries found in the gTLD and  $1.9E-5$  of the total number of entries for the entire experiment. **count** represents the number of records found for the SLD (in parts per million). **sldDiv** is the raw count divided by the number of records of this gTLD dump file. **oR** is the ratio of raw count to the total number of records of the experiment.  **$\phi$ -sldDiv** represents the  $\phi$  percentile of sldDiv on the entire data-set. **a-srcDiv** is the cumulative srcDiv variable. **a-oR** is the cumulative oR.

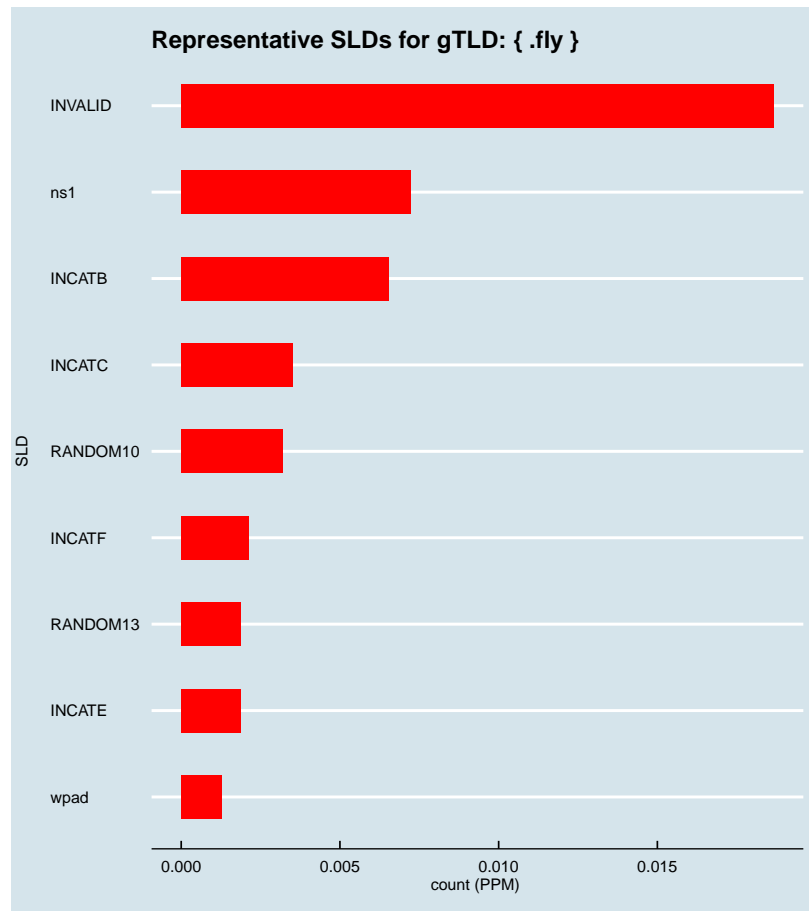


Figure 2.615: Representative SLDs for gTLD: { .fly }. The  $x$  axis displays number of times (in parts per million) the corresponding SLD ( $y$  axis) was found in the gTLD.

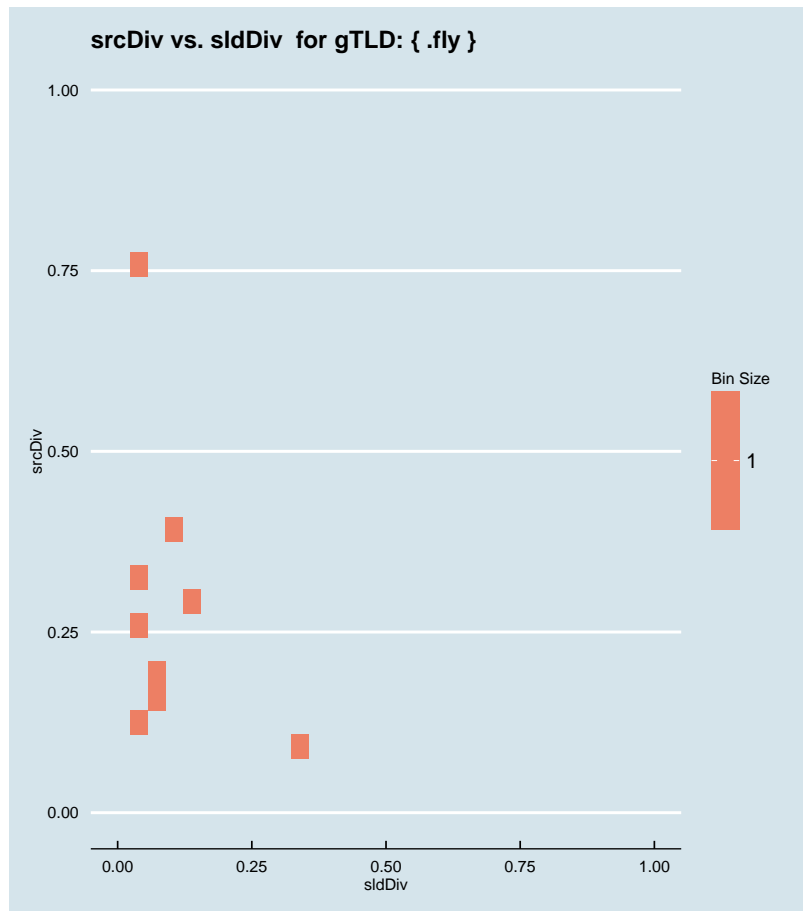


Figure 2.616: Binned scatter-plot of srcDiv and sldDiv for gTLD: { .fly }.

### :: 2.431 Representative SLDs for gTLD: { .foo }

In this section, we collect representative SLDs related to gTLD: 'foo'. We found 19 unique SLDs after filtering. A total of 854481 records were considered representative and they are 96.180% of the gTLD dump. Since the total number of records for this gTLD is 854481, there are 0 non-representative records (NRep). In addition, this set comprises 3.5E−4 of the entire data-set. Table 2.309 shows the corresponding SLDs ordered by the level of importance. Figure 2.617 shows the record count (PPM) for each representative SLD. Figure 2.618 shows the binned scatter-plot of srcDiv and sldDiv.

► { .foo }  
 Total SLDs: 19  
 a-sldDiv: 96.180%  
 a-oR: 0.035%  
 NRep: 0



Individual SLD descriptors for gTLD: {foo}										
SLD	count	sldDiv	$\phi$ -sldDiv	ipcount	srcDiv	$\phi$ -srcDiv	oR	a-srcDiv	a-oR	rem
combined	0.710	0.799	1.000	2E-5	2.82E-5	1.76E-7	2.91E-4	0.799	2.91E-4	144772
spamhaus	0.025	0.028	0.999	1.8E-5	7.15E-4	1.09E-5	1.03E-5	0.827	3.01E-4	119607
INCATB	0.022	0.025	0.999	0.002	0.086	0.014	8.99E-6	0.852	3.1E-4	97670
INCATC	0.019	0.021	0.999	0.003	0.135	0.026	7.61E-6	0.873	3.18E-4	79090
INCATF	0.017	0.019	0.999	5.51E-4	0.032	0.003	7E-6	0.892	3.25E-4	61998
INVALID	0.012	0.014	0.999	0.002	0.167	0.037	5.1E-6	0.906	3.3E-4	49542
RANDOM13	0.010	0.011	0.999	9.27E-4	0.092	0.015	4.13E-6	0.917	3.34E-4	39474
INCATE	0.008	0.009	0.999	0.004	0.483	0.129	3.2E-6	0.926	3.37E-4	31670
dcarlingto...	0.007	0.007	0.999	1.24E-4	0.019	0.001	2.71E-6	0.934	3.4E-4	25056
eidskog	0.005	0.005	0.999	9.1E-5	0.020	0.001	1.88E-6	0.939	3.42E-4	20465
sjfklsjfk...	0.004	0.004	0.999	0.002	0.466	0.127	1.59E-6	0.943	3.43E-4	16586
RANDOM10	0.004	0.004	0.998	9.76E-4	0.270	0.068	1.48E-6	0.947	3.45E-4	12976
nolink	0.003	0.003	0.998	0.002	0.652	0.208	1.2E-6	0.950	3.46E-4	10048
foosite	0.002	0.003	0.998	0.002	0.795	0.266	9.95E-7	0.953	3.47E-4	7619
wpad	0.002	0.002	0.998	6.14E-4	0.291	0.075	8.66E-7	0.956	3.48E-4	5506
proactive	0.002	0.002	0.998	1.3E-5	0.007	3.08E-4	7.47E-7	0.958	3.49E-4	3684
domain	0.001	0.001	0.997	4.64E-4	0.372	0.102	5.11E-7	0.959	3.49E-4	2438
isatap	0.001	0.001	0.997	4.52E-4	0.364	0.101	5.09E-7	0.960	3.5E-4	1195
SHORTSLD	0.001	0.001	0.997	3.14E-4	0.263	0.067	4.9E-7	0.962	3.5E-4	0

Table 2.309: Top 19 most significant SLDs for gTLD 'foo'. The SLD list holds 96.180% of the entries found in the gTLD and 3.5E-4 of the total number of entries for the entire experiment. **count** represents the number of records found for the SLD (in parts per million). **sldDiv** is the raw count divided by the number of records of this gTLD dump file. **oR** is the ratio of raw count to the total number of records of the experiment.  **$\phi$ -sldDiv** represents the  $\phi$  percentile of sldDiv on the entire data-set. **a-srcDiv** is the cumulative srcDiv variable. **a-oR** is the cumulative oR.

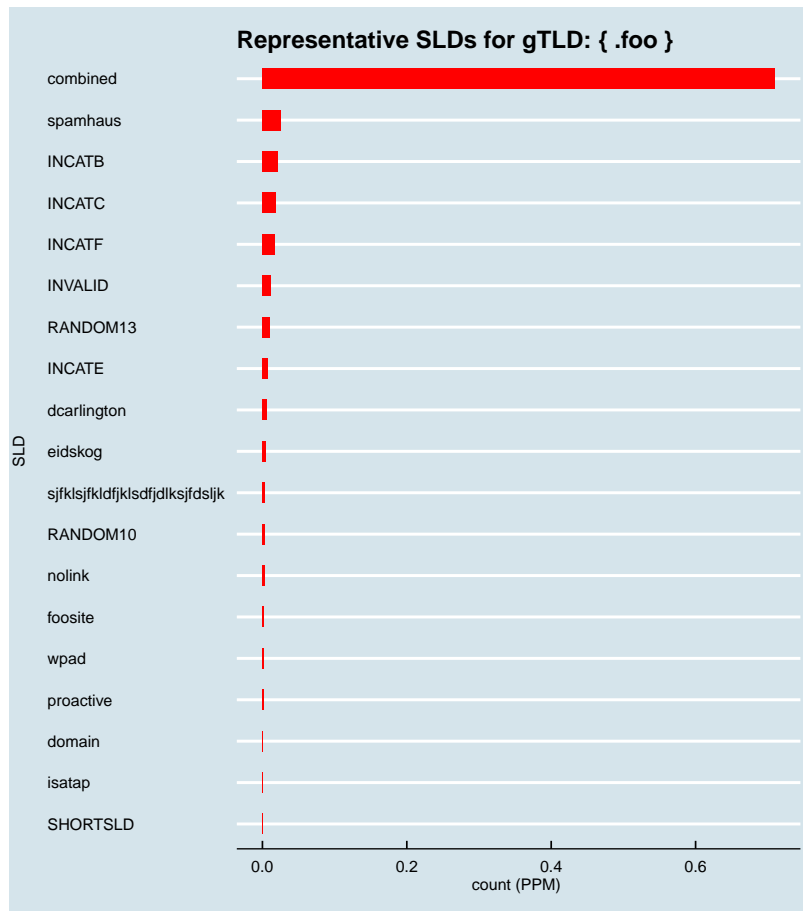


Figure 2.617: Representative SLDs for gTLD: { .foo }. The x axis displays number of times (in parts per million) the corresponding SLD (y axis) was found in the gTLD.

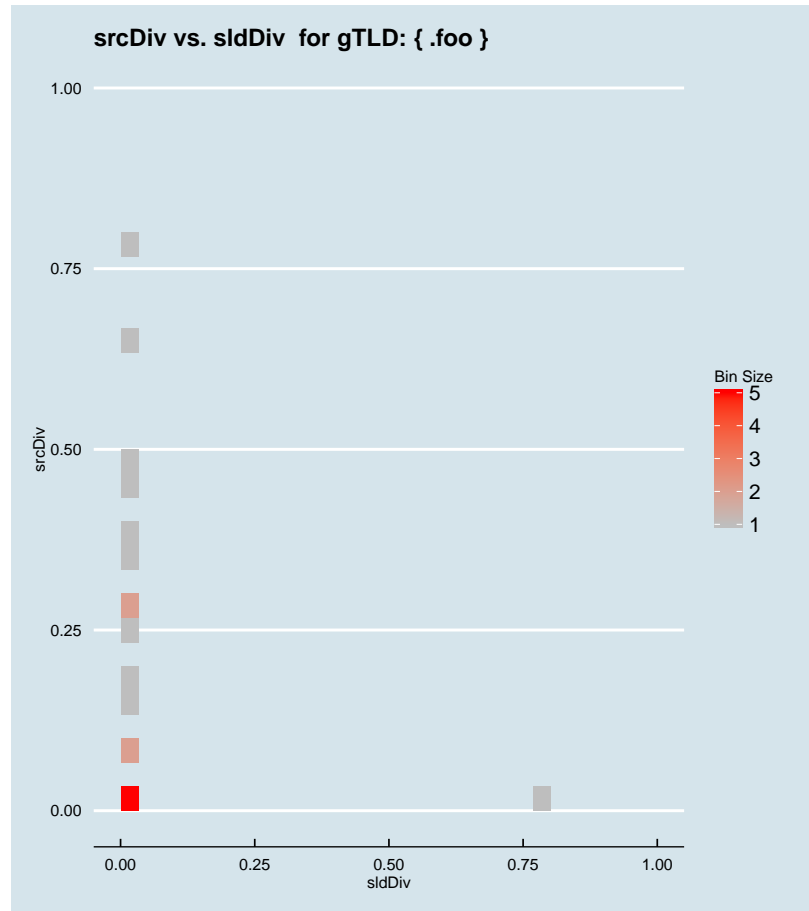


Figure 2.618: Binned scatter-plot of srcDiv and sldDiv for gTLD: { .foo }.

### :: 2.432 Representative SLDs for gTLD: { .food }

In this section, we collect representative SLDs related to gTLD: 'food'. We found 7 unique SLDs after filtering. A total of 14824 records were considered representative and they are 54.336% of the gTLD dump. Since the total number of records for this gTLD is 14824, there are 0 non-representative records (NRep). In addition, this set comprises 6.07E-6 of the entire data-set. Table 2.310 shows the corresponding SLDs ordered by the level of importance. Figure 2.619 shows the record count (PPM) for each representative SLD. Figure 2.620 shows the binned scatter-plot of srcDiv and sldDiv.

► { .food }  
Total SLDs: 7  
a-sldDiv: 54.336%  
a-oR: 0.001%  
NRep: 0

Individual SLD descriptors for gTLD: {food}										
SLD	count	sldDiv	$\phi$ -sldDiv	ipcount	srcDiv	$\phi$ -srcDiv	oR	a-srcDiv	a-oR	rem
INCATF	0.003	0.126	1.000	3.8E-4	0.111	0.019	1.41E-6	0.126	1.41E-6	11388
INVALID	0.003	0.104	1.000	7.1E-4	0.250	0.065	1.16E-6	0.230	2.57E-6	8551
harvest	0.002	0.081	1.000	1.78E-4	0.080	0.012	9.11E-7	0.311	3.48E-6	6329
INCATE	0.002	0.071	1.000	0.001	0.682	0.233	7.91E-7	0.382	4.27E-6	4398
INCATB	0.002	0.060	1.000	0.001	0.614	0.200	6.74E-7	0.442	4.95E-6	2754
RANDOM13	0.002	0.056	1.000	3.38E-4	0.223	0.053	6.21E-7	0.498	5.57E-6	1238
INCATD	0.001	0.045	1.000	1.61E-4	0.130	0.025	5.07E-7	0.543	6.07E-6	0

Table 2.310: Top 7 most significant SLDs for gTLD 'food'. The SLD list holds 54.336% of the entries found in the gTLD and 6.07E-6 of the total number of entries for the entire experiment. **count** represents the number of records found for the SLD (in parts per million). **sldDiv** is the raw count divided by the number of records of this gTLD dump file. **oR** is the ratio of raw count to the total number of records of the experiment.  **$\phi$ -sldDiv** represents the  $\phi$  percentile of sldDiv on the entire data-set. **a-srcDiv** is the cumulative srcDiv variable. **a-oR** is the cumulative oR.

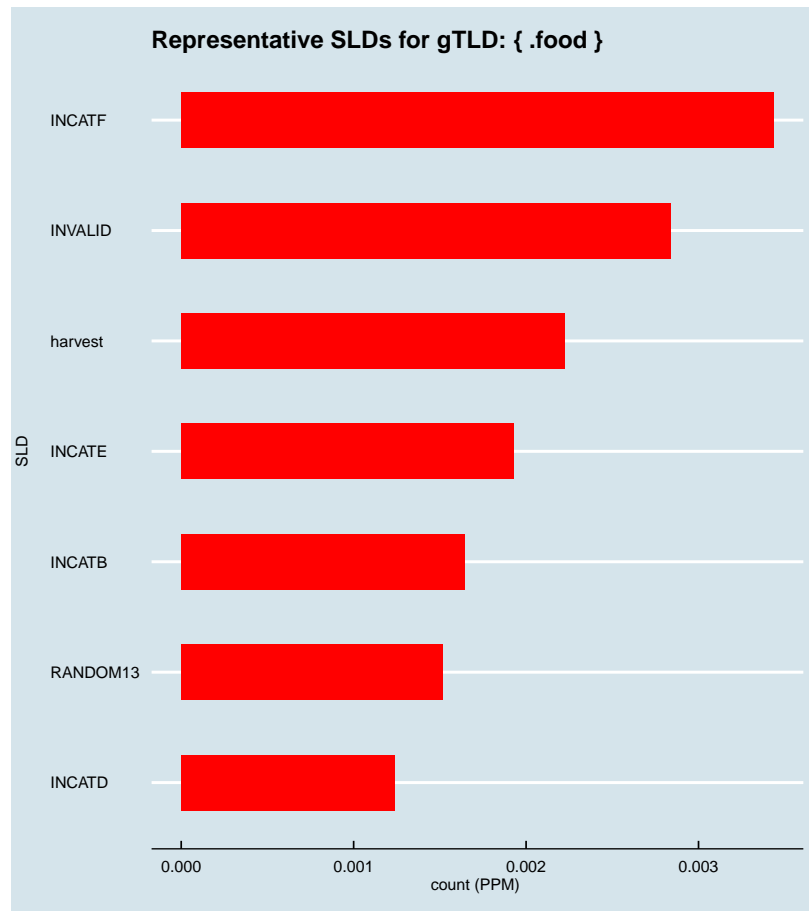


Figure 2.619: Representative SLDs for gTLD: { .food }. The  $x$  axis displays number of times (in parts per million) the corresponding SLD ( $y$  axis) was found in the gTLD.

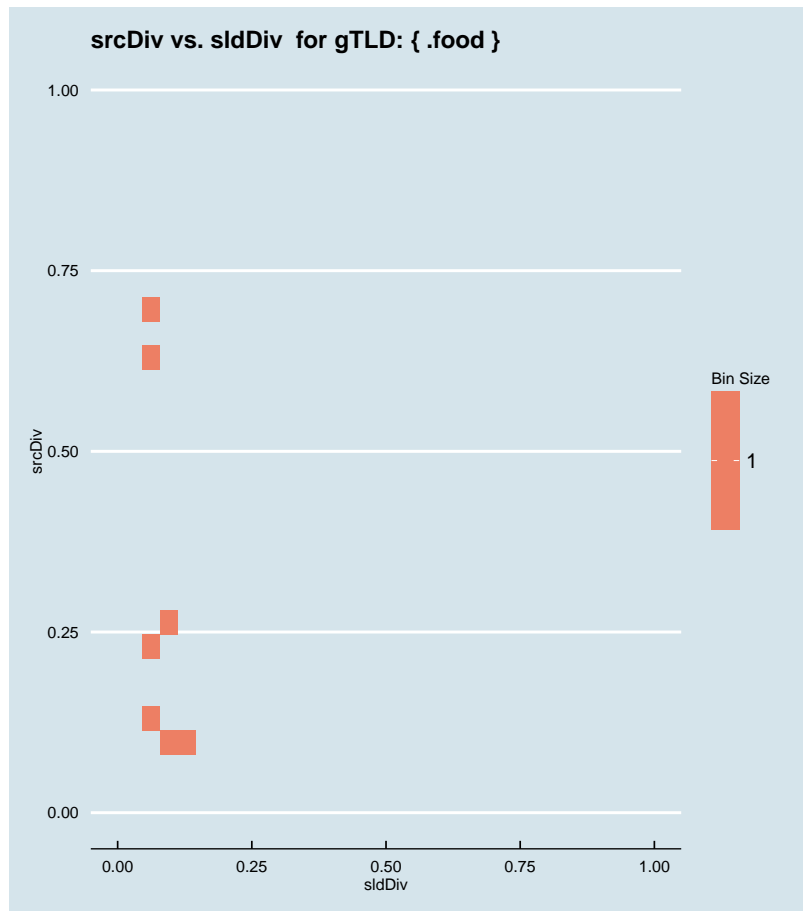


Figure 2.620: Binned scatter-plot of srcDiv and sldDiv for gTLD: { .food }.

### :: 2.433 Representative SLDs for gTLD: { .foodnetwork }

In this section, we collect representative SLDs related to gTLD: 'foodnetwork'. We found 1 unique SLDs after filtering. A total of 2301 records were considered representative and they are 77.632% of the gTLD dump. Since the total number of records for this gTLD is 2301, there are 0 non-representative records (NRep). In addition, this set comprises 9.43E-7 of the entire data-set. Table 2.311 shows the corresponding SLDs ordered by the level of importance. Figure 2.621 shows the record count (PPM) for each representative SLD. Figure 2.622 shows the binned scatter-plot of srcDiv and sldDiv.

► { .foodnetwork }  
 Total SLDs: 1  
 a-sldDiv: 77.632%  
 a-oR: 0.000%  
 NRep: 0

Individual SLD descriptors for gTLD: {foodnetwork}										
<b>SLD</b>	<b>count</b>	<b>sldDiv</b>	$\phi$ - <b>sldDiv</b>	<b>ipcount</b>	<b>srcDiv</b>	$\phi$ - <b>srcDiv</b>	<b>oR</b>	<b>a-srcDiv</b>	<b>a-oR</b>	<b>rem</b>
INCATE	0.002	0.776	1.000	0.001	0.604	0.199	9.43E-7	0.776	9.43E-7	0

Table 2.311: Top 1 most significant SLDs for gTLD 'foodnetwork'. The SLD list holds 77.632% of the entries found in the gTLD and 9.43E-7 of the total number of entries for the entire experiment. **count** represents the number of records found for the SLD (in parts per million). **sldDiv** is the raw count divided by the number of records of this gTLD dump file. **oR** is the ratio of raw count to the total number of records of the experiment.  $\phi$ -**sldDiv** represents the  $\phi$  percentile of sldDiv on the entire data-set. **a-srcDiv** is the cumulative srcDiv variable. **a-oR** is the cumulative oR.




Figure 2.621: Representative SLDs for gTLD: { .foodnetwork}. The  $x$  axis displays number of times (in parts per million) the corresponding SLD ( $y$  axis) was found in the gTLD.



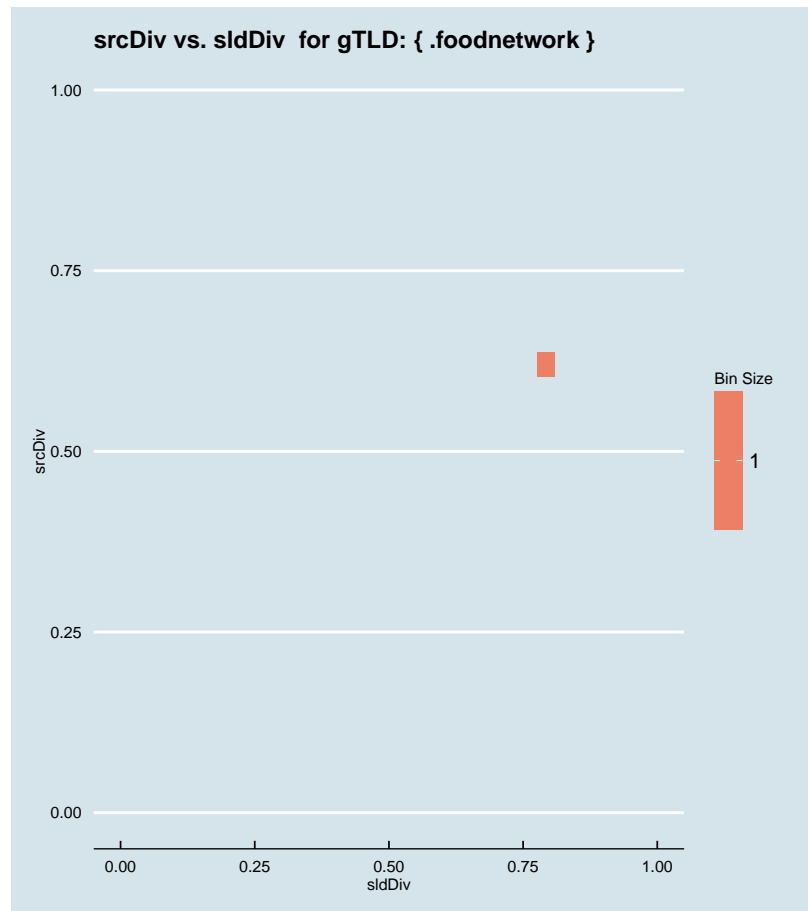


Figure 2.622: Binned scatter-plot of srcDiv and sldDiv for gTLD: { .foodnetwork}.

### :: 2.434 Representative SLDs for gTLD: { .football }

In this section, we collect representative SLDs related to gTLD: 'football'. We found 3 unique SLDs after filtering. A total of 4513 records were considered representative and they are 37.568% of the gTLD dump. Since the total number of records for this gTLD is 4513, there are 0 non-representative records (NRep). In addition, this set comprises 1.85E-6 of the entire data-set. Table 2.312 shows the corresponding SLDs ordered by the level of importance. Figure 2.623 shows the record count (PPM) for each representative SLD. Figure 2.624 shows the binned scatter-plot of srcDiv and sldDiv.

► { .football }  
Total SLDs: 3  
a-sldDiv: 37.568%  
a-oR: 0.000%  
NRep: 0



Individual SLD descriptors for gTLD: {football}										
SLD	count	sldDiv	$\phi$ -sldDiv	ipcount	srcDiv	$\phi$ -srcDiv	oR	a-srcDiv	a-oR	rem
INVALID	0.002	0.144	1.000	1.83E-4	0.105	0.018	7.11E-7	0.144	7.11E-7	2778
INCATE	0.002	0.132	1.000	9.02E-4	0.571	0.187	6.48E-7	0.276	1.36E-6	1197
INCATC	0.001	0.100	1.000	5.48E-4	0.458	0.125	4.91E-7	0.376	1.85E-6	0

Table 2.312: Top 3 most significant SLDs for gTLD 'football'. The SLD list holds 37.568% of the entries found in the gTLD and 1.85E-6 of the total number of entries for the entire experiment. **count** represents the number of records found for the SLD (in parts per million). **sldDiv** is the raw count divided by the number of records of this gTLD dump file. **oR** is the ratio of raw count to the total number of records of the experiment.  $\phi$ -**sldDiv** represents the  $\phi$  percentile of sldDiv on the entire data-set. **a-srcDiv** is the cumulative srcDiv variable. **a-oR** is the cumulative oR.

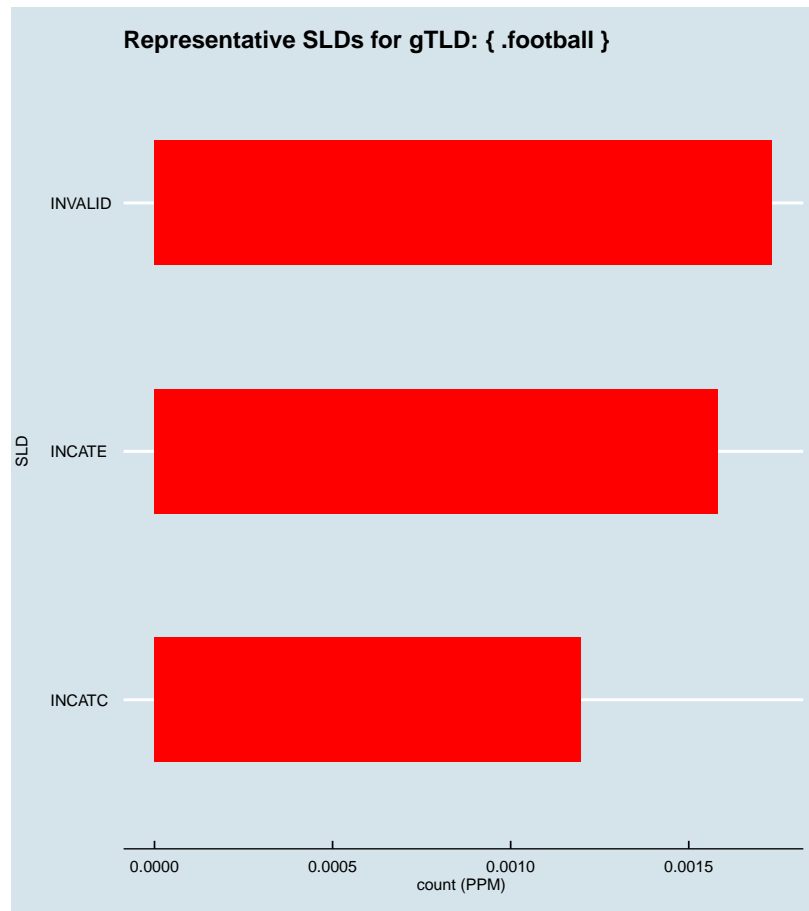


Figure 2.623: Representative SLDs for gTLD: { .football}. The  $x$  axis displays number of times (in parts per million) the corresponding SLD ( $y$  axis) was found in the gTLD.

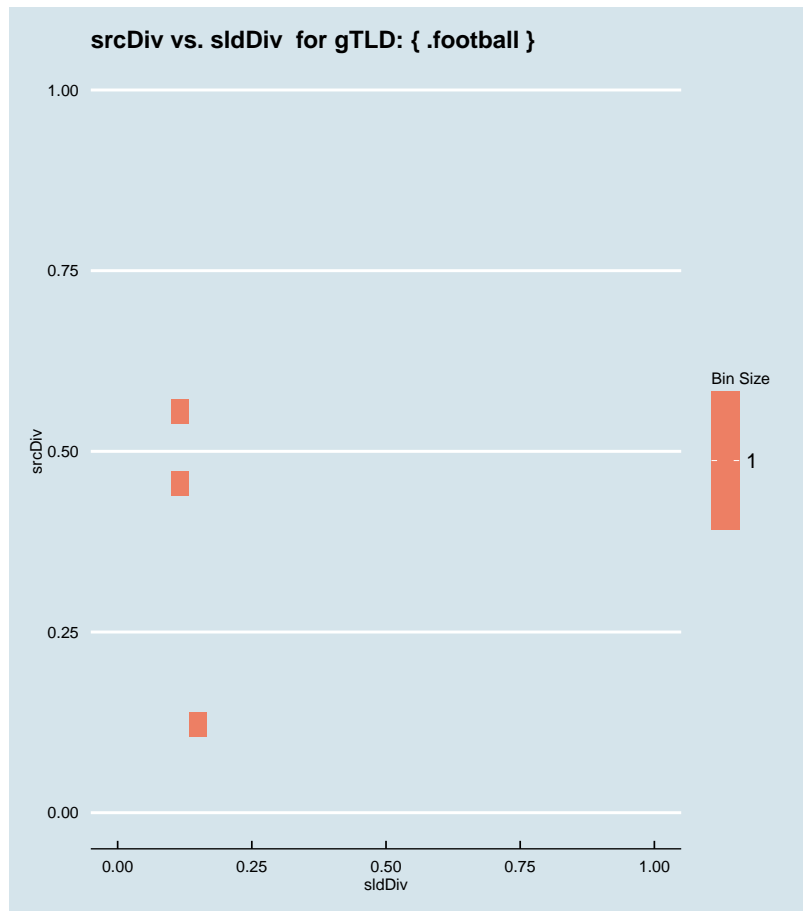


Figure 2.624: Binned scatter-plot of srcDiv and sldDiv for gTLD: {.football}.

### :: 2.435 Representative SLDs for gTLD: {.ford}

In this section, we collect representative SLDs related to gTLD: 'ford'. We found 12 unique SLDs after filtering. A total of 52261 records were considered representative and they are 74.095% of the gTLD dump. Since the total number of records for this gTLD is 52261, there are 0 non-representative records (NRep). In addition, this set comprises  $2.14E-5$  of the entire data-set. Table 2.313 shows the corresponding SLDs ordered by the level of importance. Figure 2.625 shows the record count (PPM) for each representative SLD. Figure 2.626 shows the binned scatter-plot of srcDiv and sldDiv.

► {.ford}  
 Total SLDs: 12  
 a-sldDiv: 74.095%  
 a-oR: 0.002%  
 NRep: 0

Individual SLD descriptors for gTLD: {ford}										
SLD	count	sldDiv	$\phi$ -sldDiv	ipcount	srcDiv	$\phi$ -srcDiv	oR	a-srcDiv	a-oR	rem
INVALID	0.009	0.127	1.000	9.2E-4	0.103	0.018	3.66E-6	0.127	3.66E-6	43330
mantrucks	0.007	0.106	1.000	6.1E-5	0.008	3.73E-4	3.06E-6	0.233	6.72E-6	35856
RANDOM13	0.007	0.103	1.000	5.89E-4	0.081	0.012	2.99E-6	0.336	9.71E-6	28563
INCATF	0.006	0.086	1.000	5.69E-4	0.094	0.015	2.48E-6	0.422	1.22E-5	22508
INCATB	0.005	0.075	1.000	8.44E-4	0.160	0.033	2.16E-6	0.497	1.44E-5	17228
RANDOM10	0.004	0.055	1.000	9.48E-4	0.246	0.057	1.58E-6	0.551	1.59E-5	13377
wpad	0.003	0.048	1.000	8.33E-4	0.247	0.057	1.38E-6	0.599	1.73E-5	10003
INCATE	0.003	0.038	1.000	0.002	0.745	0.244	1.11E-6	0.638	1.84E-5	7291
isatap	0.003	0.037	1.000	6.49E-4	0.250	0.057	1.07E-6	0.674	1.95E-5	4690
escalante	0.002	0.028	0.999	2.1E-5	0.011	5.49E-4	8.07E-7	0.702	2.03E-5	2721
INCATC	0.002	0.022	0.999	6.3E-4	0.412	0.115	6.27E-7	0.724	2.09E-5	1192
INCATD	0.001	0.017	0.999	1.95E-4	0.164	0.034	4.88E-7	0.741	2.14E-5	0

Table 2.313: Top 12 most significant SLDs for gTLD 'ford'. The SLD list holds 74.095% of the entries found in the gTLD and 2.14E-5 of the total number of entries for the entire experiment. **count** represents the number of records found for the SLD (in parts per million). **sldDiv** is the raw count divided by the number of records of this gTLD dump file. **oR** is the ratio of raw count to the total number of records of the experiment.  $\phi$ -**sldDiv** represents the  $\phi$  percentile of sldDiv on the entire data-set. **a-srcDiv** is the cumulative srcDiv variable. **a-oR** is the cumulative oR.

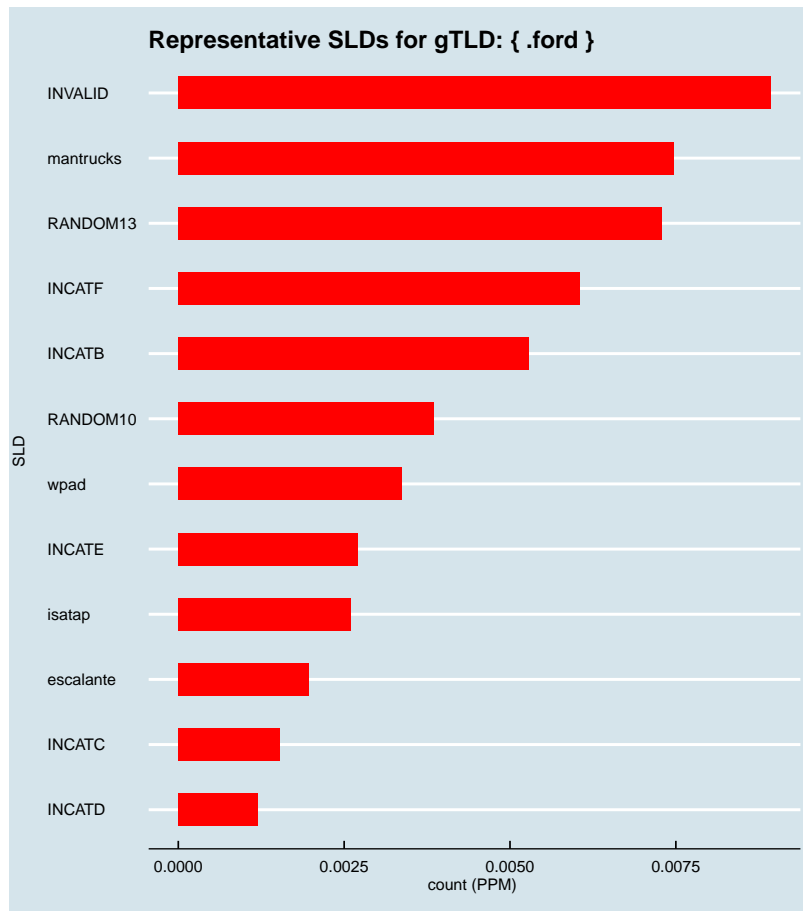


Figure 2.625: Representative SLDs for gTLD: { .ford }. The x axis displays number of times (in parts per million) the corresponding SLD (y axis) was found in the gTLD.

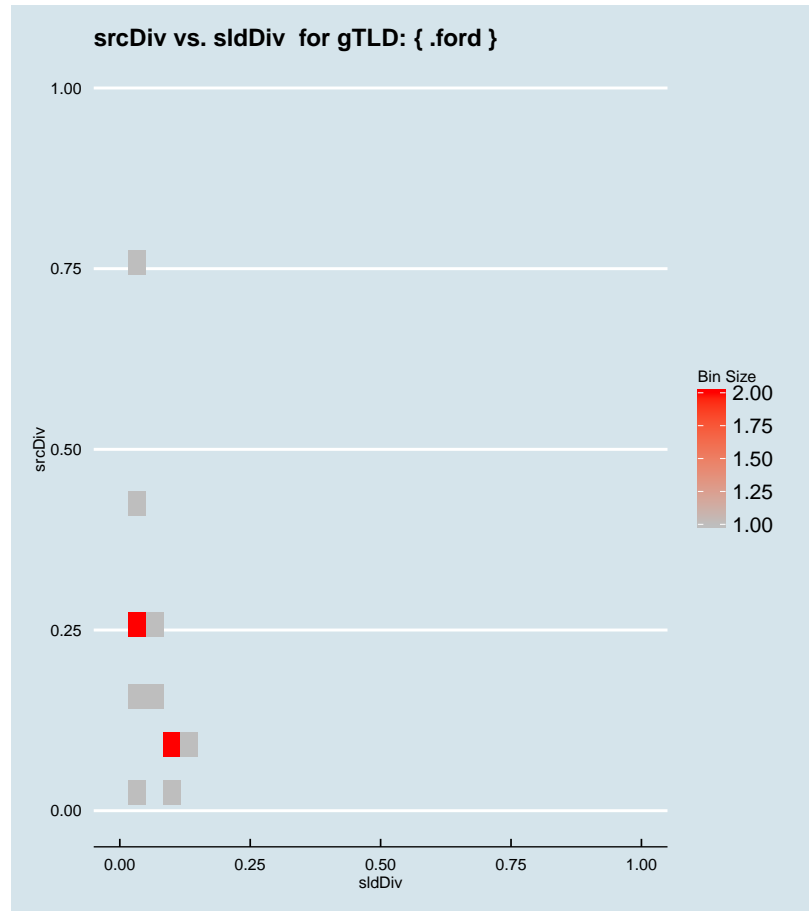


Figure 2.626: Binned scatter-plot of srcDiv and sldDiv for gTLD: { .ford }.

### :: 2.436 Representative SLDs for gTLD: { .forex }

In this section, we collect representative SLDs related to gTLD: 'forex'. We found 0 unique SLDs after filtering. A total of 0 records were considered representative and they are 0.000% of the gTLD dump. Since the total number of records for this gTLD is 0, there are 0 non-representative records (NRep). In addition, this set comprises 0E0 of the entire data-set.

► { .forex }  
Total SLDs: 0  
a-sldDiv: 0.000%  
a-oR: 0.000%  
NRep: 0

### :: 2.437 Representative SLDs for gTLD: { .forsale }

In this section, we collect representative SLDs related to gTLD: 'forsale'. We found 0

► { .forsale }  
Total SLDs: 0  
a-sldDiv: 0.000%  
a-oR: 0.000%  
NRep: 0



unique SLDs after filtering. A total of 0 records were considered representative and they are 0.000% of the gTLD dump. Since the total number of records for this gTLD is 0, there are 0 non-representative records (NRep). In addition, this set comprises 0E0 of the entire data-set.

### :: 2.438 Representative SLDs for gTLD: {forum}

In this section, we collect representative SLDs related to gTLD: 'forum'. We found 13 unique SLDs after filtering. A total of 84334 records were considered representative and they are 69.753% of the gTLD dump. Since the total number of records for this gTLD is 84334, there are 0 non-representative records (NRep). In addition, this set comprises 3.46E-5 of the entire data-set. Table 2.314 shows the corresponding SLDs ordered by the level of importance. Figure 2.627 shows the record count (PPM) for each representative SLD. Figure 2.628 shows the binned scatter-plot of srcDiv and sldDiv.

► {forum}  
 Total SLDs: 13  
 a-sldDiv: 69.753%  
 a-oR: 0.003%  
 NRep: 0

Individual SLD descriptors for gTLD: {forum}										
SLD	count	sldDiv	$\phi$ -sldDiv	ipcount	srcDiv	$\phi$ -srcDiv	oR	a-srcDiv	a-oR	rem
kiev	0.032	0.264	1.000	1.8E-5	5.64E-4	7.96E-6	1.31E-5	0.264	1.31E-5	52435
INCATB	0.010	0.084	1.000	0.003	0.312	0.079	4.18E-6	0.348	1.73E-5	42231
RANDOM13	0.009	0.073	1.000	0.001	0.118	0.022	3.64E-6	0.422	2.09E-5	33347
INCATE	0.007	0.057	1.000	0.004	0.533	0.180	2.84E-6	0.479	2.37E-5	26423
INCATF	0.006	0.051	1.000	5.09E-4	0.083	0.013	2.5E-6	0.530	2.62E-5	20311
INCATC	0.004	0.031	1.000	0.001	0.308	0.078	1.53E-6	0.560	2.78E-5	16581
INVALID	0.004	0.029	1.000	6.37E-4	0.179	0.039	1.46E-6	0.590	2.92E-5	13020
RANDOM10	0.003	0.027	0.999	8.92E-4	0.271	0.068	1.35E-6	0.617	3.06E-5	9728
sardimar	0.002	0.020	0.999	2.71E-4	0.109	0.019	1.01E-6	0.638	3.16E-5	7252
wannsee	0.002	0.019	0.999	3.2E-5	0.014	8.2E-4	9.57E-7	0.657	3.25E-5	4916
vigilance	0.002	0.016	0.999	6.4E-5	0.033	0.003	8.05E-7	0.673	3.34E-5	2951
SHORTSLD	0.002	0.015	0.999	7.99E-4	0.453	0.124	7.23E-7	0.688	3.41E-5	1186
INCATD	0.001	0.010	0.999	4.7E-4	0.396	0.107	4.86E-7	0.698	3.46E-5	0

Table 2.314: Top 13 most significant SLDs for gTLD 'forum'. The SLD list holds 69.753% of the entries found in the gTLD and 3.46E-5 of the total number of entries for the entire experiment. **count** represents the number of records found for the SLD (in parts per million). **sldDiv** is the raw count divided by the number of records of this gTLD dump file. **oR** is the ratio of raw count to the total number of records of the experiment.  **$\phi$ -sldDiv** represents the  $\phi$  percentile of sldDiv on the entire data-set. **a-srcDiv** is the cumulative srcDiv variable. **a-oR** is the cumulative oR.



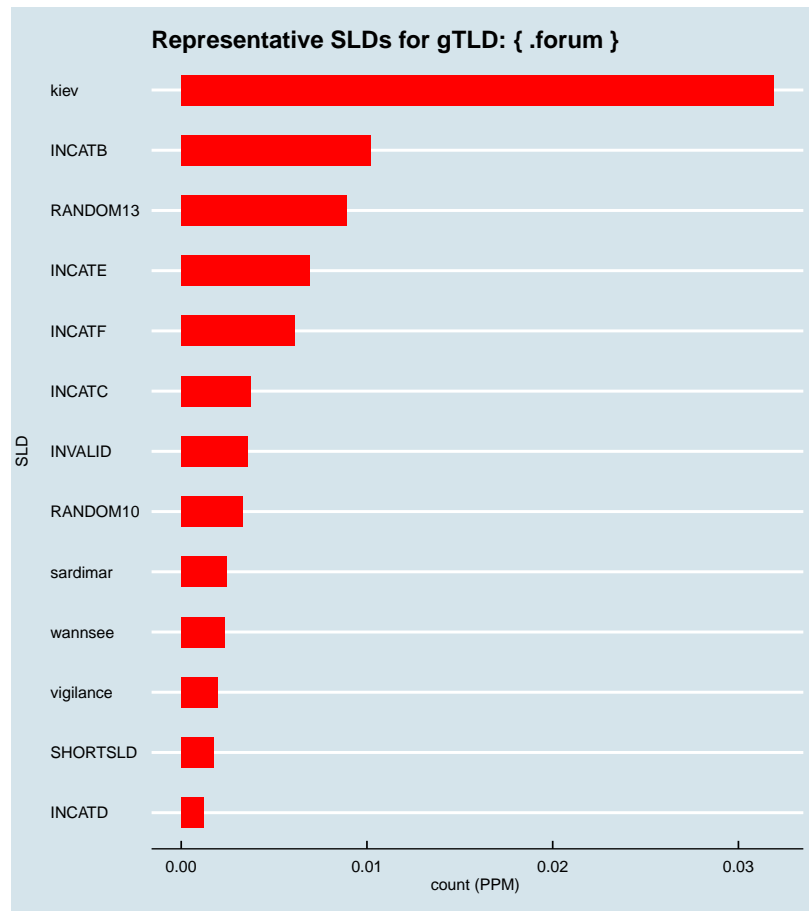


Figure 2.627: Representative SLDs for gTLD: { .forum }. The  $x$  axis displays number of times (in parts per million) the corresponding SLD ( $y$  axis) was found in the gTLD.

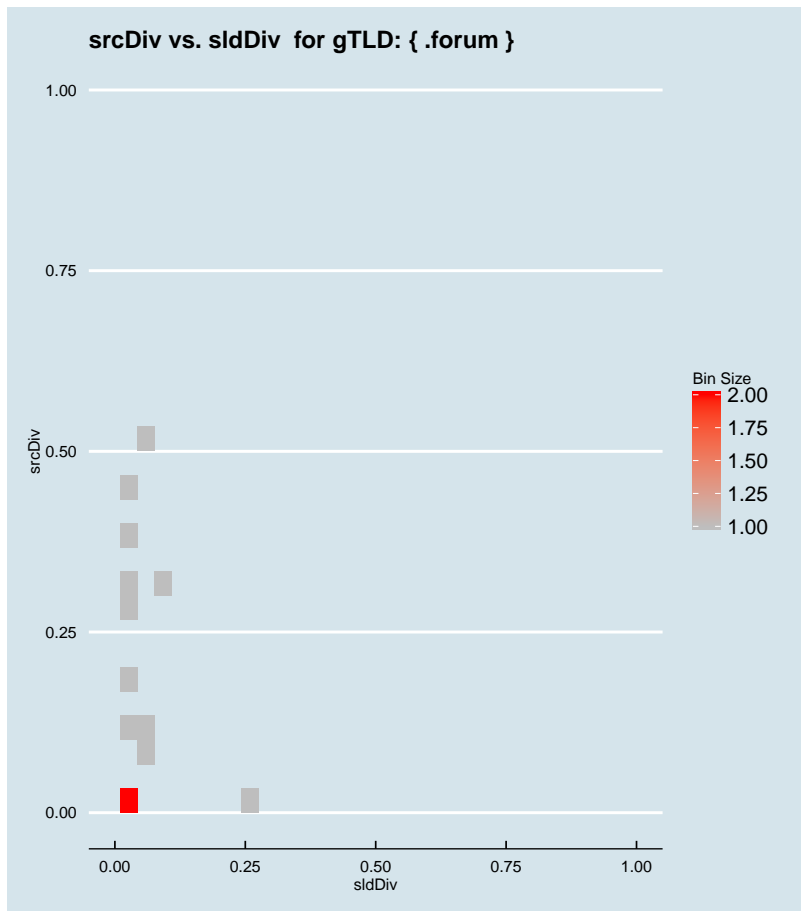


Figure 2.628: Binned scatter-plot of srcDiv and sldDiv for gTLD: { .forum }.

### :: 2.439 Representative SLDs for gTLD: { .foundation }

In this section, we collect representative SLDs related to gTLD: 'foundation'. We found 4 unique SLDs after filtering. A total of 13703 records were considered representative and they are 58.788% of the gTLD dump. Since the total number of records for this gTLD is 13703, there are 0 non-representative records (NRep). In addition, this set comprises 5.62E-6 of the entire data-set. Table 2.315 shows the corresponding SLDs ordered by the level of importance. Figure 2.629 shows the record count (PPM) for each representative SLD. Figure 2.630 shows the binned scatter-plot of srcDiv and sldDiv.

► { .foundation }  
 Total SLDs: 4  
 a-sldDiv: 58.788%  
 a-oR: 0.001%  
 NRep: 0

Individual SLD descriptors for gTLD: {foundation}										
SLD	count	sldDiv	$\phi$ -sldDiv	ipcount	srcDiv	$\phi$ -srcDiv	oR	a-srcDiv	a-oR	rem
INCATB	0.005	0.200	1.000	4.88E-4	0.105	0.018	1.91E-6	0.200	1.91E-6	9039
INVALID	0.004	0.186	1.000	3.76E-4	0.087	0.014	1.78E-6	0.387	3.69E-6	4694
RANDOM13	0.003	0.113	1.000	3.61E-4	0.137	0.027	1.08E-6	0.499	4.77E-6	2063
RANDOM10	0.002	0.089	1.000	2.76E-4	0.134	0.026	8.45E-7	0.588	5.62E-6	0

Table 2.315: Top 4 most significant SLDs for gTLD 'foundation'. The SLD list holds 58.788% of the entries found in the gTLD and 5.62E-6 of the total number of entries for the entire experiment. **count** represents the number of records found for the SLD (in parts per million). **sldDiv** is the raw count divided by the number of records of this gTLD dump file. **oR** is the ratio of raw count to the total number of records of the experiment.  $\phi$ -**sldDiv** represents the  $\phi$  percentile of sldDiv on the entire data-set. **a-srcDiv** is the cumulative srcDiv variable. **a-oR** is the cumulative oR.

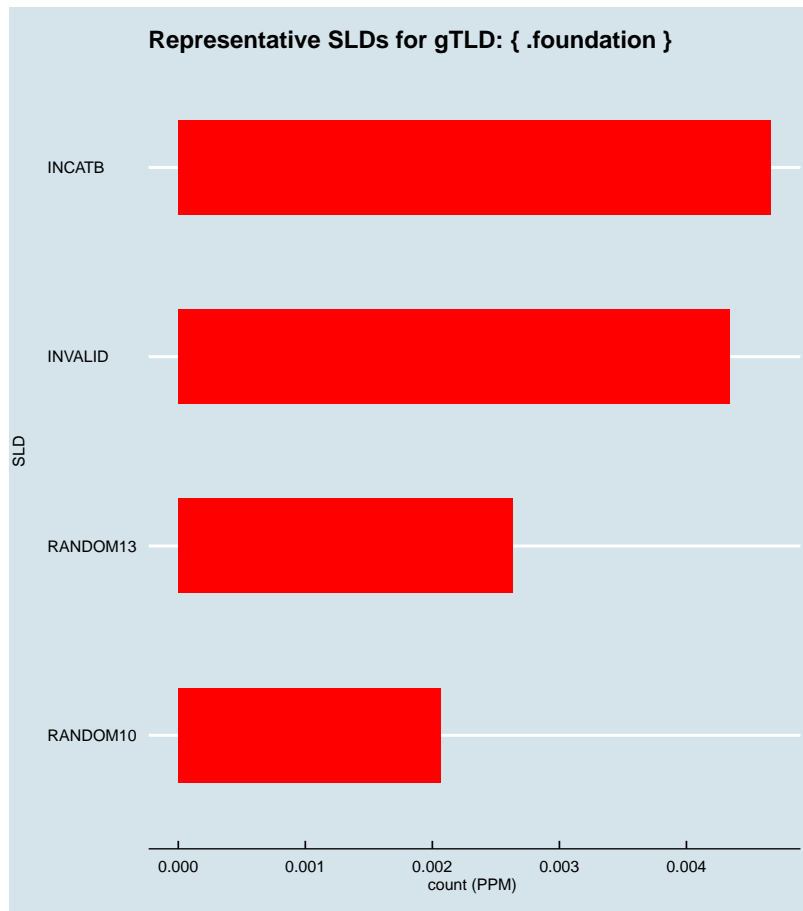


Figure 2.629: Representative SLDs for gTLD: { .foundation }. The x axis displays number of times (in parts per million) the corresponding SLD (y axis) was found in the gTLD.

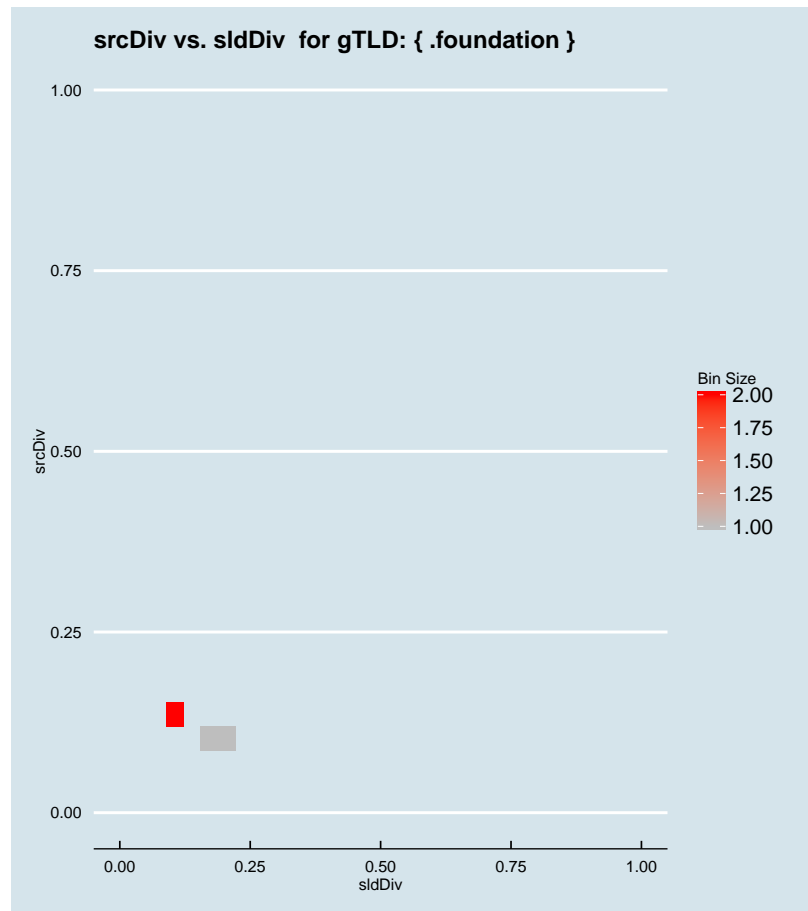


Figure 2.630: Binned scatter-plot of srcDiv and sldDiv for gTLD: {.foundation}.

### :: 2.440 Representative SLDs for gTLD: {.fox}

In this section, we collect representative SLDs related to gTLD: 'fox'. We found 14 unique SLDs after filtering. A total of 321484 records were considered representative and they are 92.950% of the gTLD dump. Since the total number of records for this gTLD is 321484, there are 0 non-representative records (NRep). In addition, this set comprises  $1.32E-4$  of the entire data-set. Table 2.316 shows the corresponding SLDs ordered by the level of importance. Figure 2.631 shows the record count (PPM) for each representative SLD. Figure 2.632 shows the binned scatter-plot of srcDiv and sldDiv.

► {.fox}  
Total SLDs: 14  
a-sldDiv: 92.950%  
a-oR: 0.013%  
NRep: 0

Individual SLD descriptors for gTLD: {fox}										
SLD	count	sldDiv	$\phi$ -sldDiv	ipcount	srcDiv	$\phi$ -srcDiv	oR	a-srcDiv	a-oR	rem
INCATC	0.162	0.467	1.000	0.018	0.109	0.019	6.62E-5	0.467	6.62E-5	159971
mag	0.034	0.100	1.000	0.001	0.031	0.003	1.41E-5	0.567	8.03E-5	125538
INVALID	0.031	0.090	1.000	0.002	0.073	0.011	1.28E-5	0.657	9.31E-5	94398
RANDOM13	0.023	0.067	1.000	9.31E-4	0.040	0.004	9.5E-6	0.724	1.03E-4	71214
INCATF	0.018	0.052	1.000	0.001	0.057	0.007	7.42E-6	0.776	1.1E-4	53110
INCATE	0.014	0.042	1.000	0.007	0.494	0.130	5.93E-6	0.818	1.16E-4	38645
RANDOM10	0.009	0.027	0.999	0.001	0.153	0.031	3.81E-6	0.845	1.2E-4	29348
INCATB	0.009	0.025	0.999	0.002	0.177	0.039	3.54E-6	0.870	1.23E-4	20712
isatap	0.006	0.018	0.999	0.002	0.266	0.067	2.51E-6	0.887	1.26E-4	14588
wpad	0.006	0.017	0.999	0.002	0.269	0.068	2.46E-6	0.905	1.28E-4	8583
SHORTSLD	0.003	0.009	0.999	0.001	0.370	0.102	1.24E-6	0.913	1.29E-4	5548
stor	0.002	0.007	0.999	5.12E-4	0.217	0.051	9.68E-7	0.920	1.3E-4	3185
bird	0.002	0.005	0.999	4.8E-5	0.027	0.002	7.25E-7	0.925	1.31E-4	1417
INCATD	0.001	0.004	0.999	4.02E-4	0.284	0.071	5.81E-7	0.930	1.32E-4	0

Table 2.316: Top 14 most significant SLDs for gTLD 'fox'. The SLD list holds 92.950% of the entries found in the gTLD and 1.32E-4 of the total number of entries for the entire experiment. **count** represents the number of records found for the SLD (in parts per million). **sldDiv** is the raw count divided by the number of records of this gTLD dump file. **oR** is the ratio of raw count to the total number of records of the experiment.  **$\phi$ -sldDiv** represents the  $\phi$  percentile of sldDiv on the entire data-set. **a-srcDiv** is the cumulative srcDiv variable. **a-oR** is the cumulative oR.

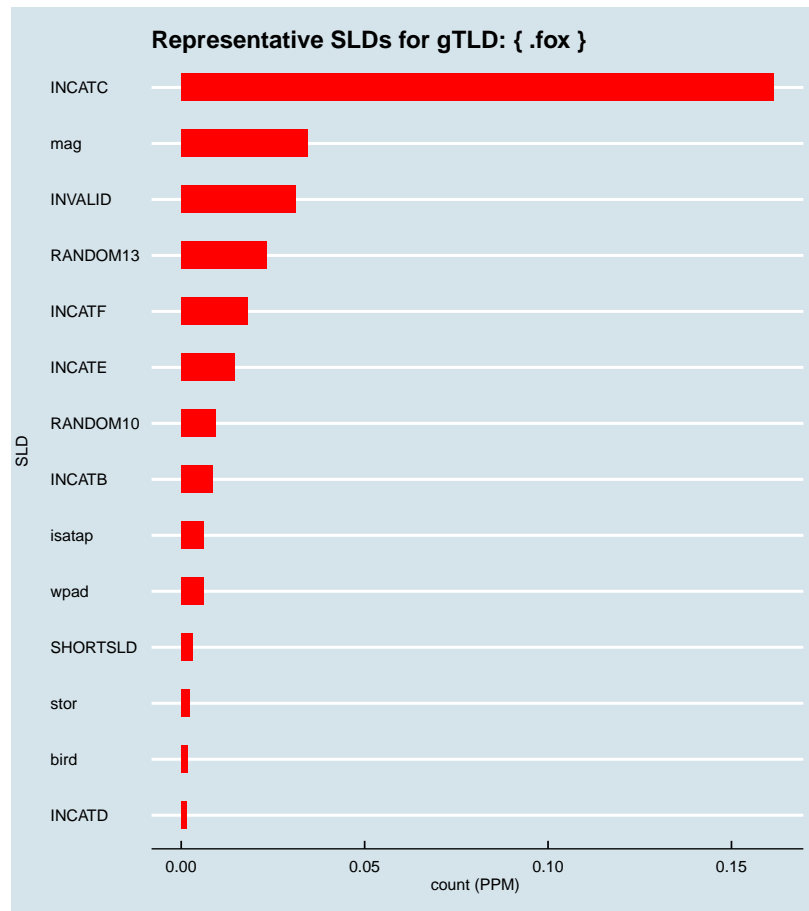


Figure 2.631: Representative SLDs for gTLD: { .fox }. The x axis displays number of times (in parts per million) the corresponding SLD (y axis) was found in the gTLD.

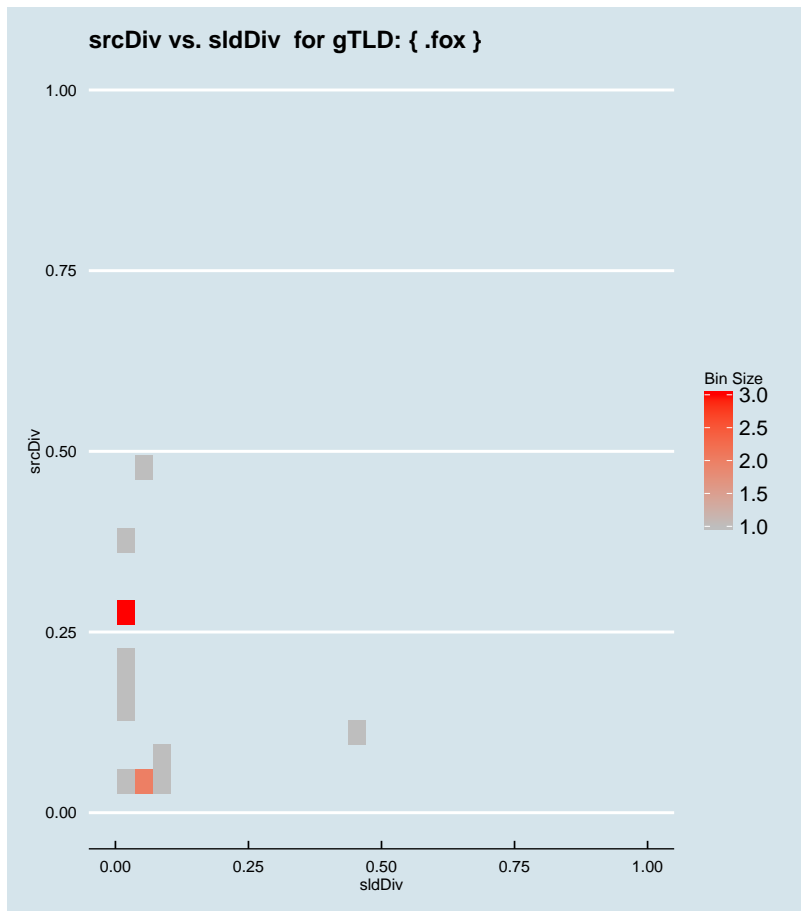


Figure 2.632: Binned scatter-plot of srcDiv and sldDiv for gTLD: { .fox }.

### :: 2.441 Representative SLDs for gTLD: { .free }

In this section, we collect representative SLDs related to gTLD: 'free'. We found 32 unique SLDs after filtering. A total of 324164 records were considered representative and they are 42.570% of the gTLD dump. Since the total number of records for this gTLD is 324164, there are 0 non-representative records (NRep). In addition, this set comprises 1.33E-4 of the entire data-set. Table 2.317 shows the corresponding SLDs ordered by the level of importance. Figure 2.633 shows the record count (PPM) for each representative SLD. Figure 2.634 shows the binned scatter-plot of srcDiv and sldDiv.

► { .free }  
 Total SLDs: 32  
 a-sldDiv: 42.570%  
 a-oR: 0.013%  
 NRep: 0



Individual SLD descriptors for gTLD: {free}										
SLD	count	sldDiv	$\phi$ -sldDiv	ipcount	srcDiv	$\phi$ -srcDiv	oR	a-srcDiv	a-oR	rem
INVALID	0.053	0.070	1.000	0.003	0.061	0.008	2.18E-5	0.070	2.18E-5	270868
RANDOM13	0.052	0.068	1.000	0.002	0.039	0.004	2.12E-5	0.138	4.3E-5	219149
INCATB	0.047	0.061	1.000	0.006	0.118	0.022	1.92E-5	0.199	6.22E-5	172323
INCATC	0.035	0.045	1.000	0.009	0.258	0.066	1.41E-5	0.245	7.64E-5	137816
RANDOM10	0.026	0.034	1.000	0.004	0.162	0.033	1.07E-5	0.279	8.71E-5	111711
SHORTSLD	0.023	0.030	1.000	0.004	0.164	0.034	9.26E-6	0.309	9.63E-5	89107
INCATE	0.018	0.023	0.999	0.008	0.469	0.127	7.29E-6	0.332	1.04E-4	71310
wpad	0.006	0.008	0.999	0.002	0.253	0.065	2.6E-6	0.340	1.06E-4	64974
isatap	0.006	0.007	0.999	0.002	0.276	0.070	2.33E-6	0.348	1.09E-4	59279
INCATF	0.005	0.006	0.999	6.85E-4	0.146	0.030	1.93E-6	0.354	1.1E-4	54580
slpk	0.004	0.006	0.999	7.5E-5	0.017	0.001	1.78E-6	0.360	1.12E-4	50237
luminarwif...	0.004	0.005	0.999	2.09E-4	0.051	0.006	1.69E-6	0.365	1.14E-4	46107
access	0.004	0.005	0.999	6.15E-4	0.156	0.032	1.61E-6	0.370	1.16E-4	42173
colin	0.004	0.005	0.999	0.003	0.750	0.244	1.59E-6	0.375	1.17E-4	38298
born	0.004	0.005	0.999	3.9E-5	0.011	5.57E-4	1.49E-6	0.380	1.19E-4	34672
duplan	0.003	0.004	0.999	0.002	0.457	0.125	1.37E-6	0.385	1.2E-4	31330
INCATD	0.003	0.004	0.998	0.001	0.380	0.105	1.24E-6	0.389	1.21E-4	28296
listen75	0.003	0.004	0.998	0.001	0.374	0.102	1.11E-6	0.392	1.22E-4	25588
fetryly	0.003	0.003	0.998	0.001	0.564	0.186	1.06E-6	0.395	1.23E-4	23004
for	0.002	0.003	0.998	0.001	0.529	0.179	1.02E-6	0.399	1.24E-4	20514
pop	0.002	0.003	0.998	3.72E-4	0.154	0.031	9.92E-7	0.402	1.25E-4	18094
smtpt	0.002	0.003	0.998	3.73E-4	0.157	0.032	9.72E-7	0.405	1.26E-4	15721
akeboshi	0.002	0.003	0.998	0.001	0.584	0.191	8.35E-7	0.408	1.27E-4	13683
j92	0.002	0.003	0.998	9.55E-4	0.500	0.177	7.82E-7	0.410	1.28E-4	11774
wifi	0.002	0.002	0.998	3.39E-4	0.187	0.041	7.44E-7	0.413	1.29E-4	9958
narwakk	0.002	0.002	0.998	0.001	0.616	0.201	7.04E-7	0.415	1.29E-4	8241
cupcakes	0.002	0.002	0.998	4.92E-4	0.319	0.081	6.32E-7	0.417	1.3E-4	6698
dakill12	0.001	0.002	0.998	7.96E-4	0.550	0.183	5.93E-7	0.419	1.31E-4	5250
nathrakh	0.001	0.002	0.998	0.001	0.733	0.243	5.76E-7	0.421	1.31E-4	3845
damzic	0.001	0.002	0.998	5.78E-4	0.419	0.116	5.65E-7	0.422	1.32E-4	2466
ctv	0.001	0.002	0.997	2.19E-4	0.174	0.038	5.16E-7	0.424	1.32E-4	1207
fethi65	0.001	0.002	0.997	6.12E-4	0.507	0.177	4.95E-7	0.426	1.33E-4	0

Table 2.317: Top 32 most significant SLDs for gTLD 'free'. The SLD list holds 42.570% of the entries found in the gTLD and 1.33E-4 of the total number of entries for the entire experiment. **count** represents the number of records found for the SLD (in parts per million). **sldDiv** is the raw count divided by the number of records of this gTLD dump file. **oR** is the ratio of raw count to the total number of records of the experiment.  **$\phi$ -sldDiv** represents the  $\phi$  percentile of sldDiv on the entire data-set. **a-srcDiv** is the cumulative srcDiv variable. **a-oR** is the cumulative oR.

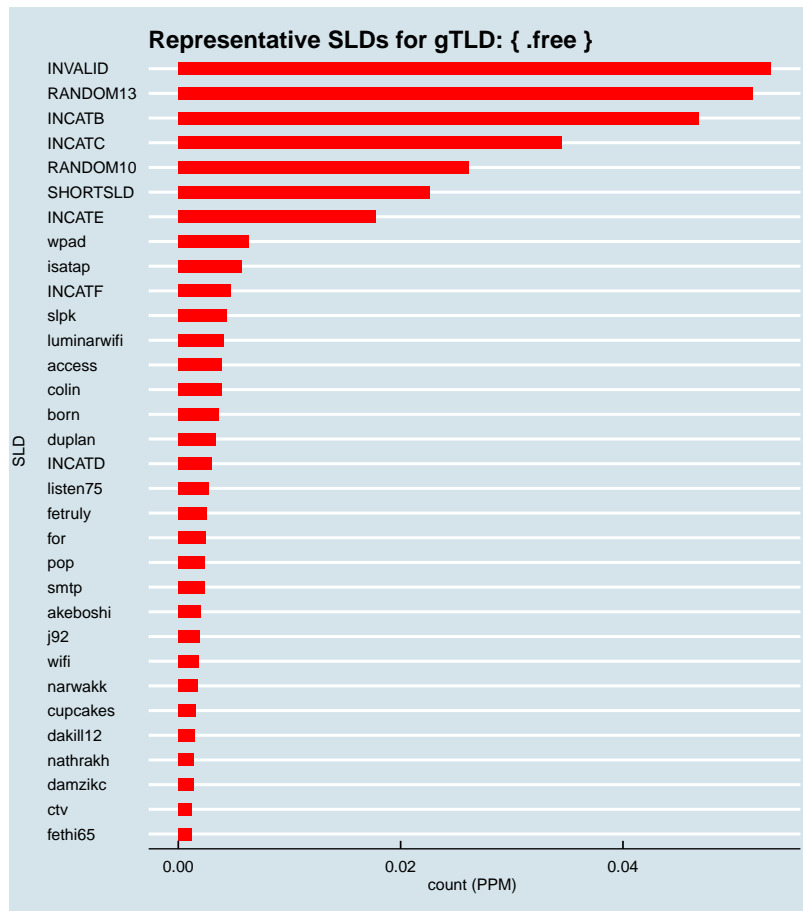


Figure 2.633: Representative SLDs for gTLD: { .free }. The x axis displays number of times (in parts per million) the corresponding SLD (y axis) was found in the gTLD.

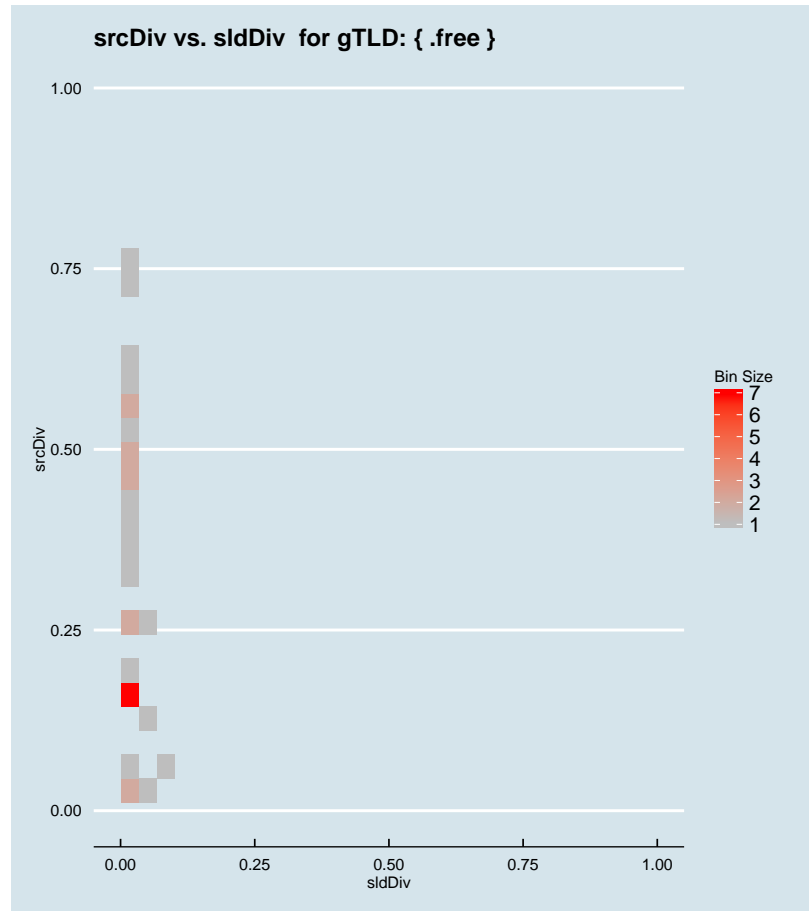


Figure 2.634: Binned scatter-plot of srcDiv and sldDiv for gTLD: { .free }.

### :: 2.442 Representative SLDs for gTLD: { .fresenius }

In this section, we collect representative SLDs related to gTLD: 'fresenius'. We found 0 unique SLDs after filtering. A total of 0 records were considered representative and they are 0.000% of the gTLD dump. Since the total number of records for this gTLD is 0, there are 0 non-representative records (NRep). In addition, this set comprises 0E0 of the entire data-set.

► { .fresenius }  
Total SLDs: 0  
a-sldDiv: 0.000%  
a-oR: 0.000%  
NRep: 0

### :: 2.443 Representative SLDs for gTLD: { .frl }

In this section, we collect representative SLDs related to gTLD: 'frl'. We found 11

► { .frl }  
Total SLDs: 11  
a-sldDiv: 71.979%  
a-oR: 0.002%  
NRep: 0

unique SLDs after filtering. A total of 56842 records were considered representative and they are 71.979% of the gTLD dump. Since the total number of records for this gTLD is 56842, there are 0 non-representative records (NRep). In addition, this set comprises  $2.33E-5$  of the entire data-set. Table 2.318 shows the corresponding SLDs ordered by the level of importance. Figure 2.635 shows the record count (PPM) for each representative SLD. Figure 2.636 shows the binned scatter-plot of srcDiv and sldDiv.

Individual SLD descriptors for gTLD: {frl}										
SLD	count	sldDiv	$\phi$ -sldDiv	ipcount	srcDiv	$\phi$ -srcDiv	oR	a-srcDiv	a-oR	rem
INCATC	0.029	0.366	1.000	0.006	0.215	0.050	$1.19E-5$	0.366	$1.19E-5$	27918
alhgenet	0.006	0.076	1.000	$6.3E-5$	0.011	$5.34E-4$	$2.46E-6$	0.442	$1.43E-5$	21922
wanadoo	0.005	0.063	1.000	0.002	0.392	0.107	$2.05E-6$	0.506	$1.64E-5$	16919
RANDOM13	0.004	0.055	1.000	$6.28E-4$	0.145	0.030	$1.78E-6$	0.561	$1.81E-5$	12577
hotmai	0.003	0.037	1.000	0.001	0.503	0.177	$1.2E-6$	0.598	$1.93E-5$	9643
bonjourtoi...	0.002	0.025	0.999	$6.31E-4$	0.324	0.081	$7.98E-7$	0.622	$2.01E-5$	7695
aucune	0.002	0.023	0.999	$6.84E-4$	0.385	0.106	$7.29E-7$	0.645	$2.09E-5$	5917
INCATF	0.002	0.022	0.999	$1.6E-4$	0.093	0.015	$7.05E-7$	0.667	$2.16E-5$	4197
INVALID	0.001	0.019	0.999	$4.15E-4$	0.282	0.071	$6.02E-7$	0.685	$2.22E-5$	2727
neuf	0.001	0.018	0.999	$4.76E-4$	0.344	0.097	$5.67E-7$	0.703	$2.27E-5$	1343
voila	0.001	0.017	0.999	$5.09E-4$	0.379	0.104	$5.5E-7$	0.720	$2.33E-5$	0

Table 2.318: Top 11 most significant SLDs for gTLD 'frl'. The SLD list holds 71.979% of the entries found in the gTLD and  $2.33E-5$  of the total number of entries for the entire experiment. **count** represents the number of records found for the SLD (in parts per million). **sldDiv** is the raw count divided by the number of records of this gTLD dump file. **oR** is the ratio of raw count to the total number of records of the experiment.  **$\phi$ -sldDiv** represents the  $\phi$  percentile of sldDiv on the entire data-set. **a-srcDiv** is the cumulative srcDiv variable. **a-oR** is the cumulative oR.

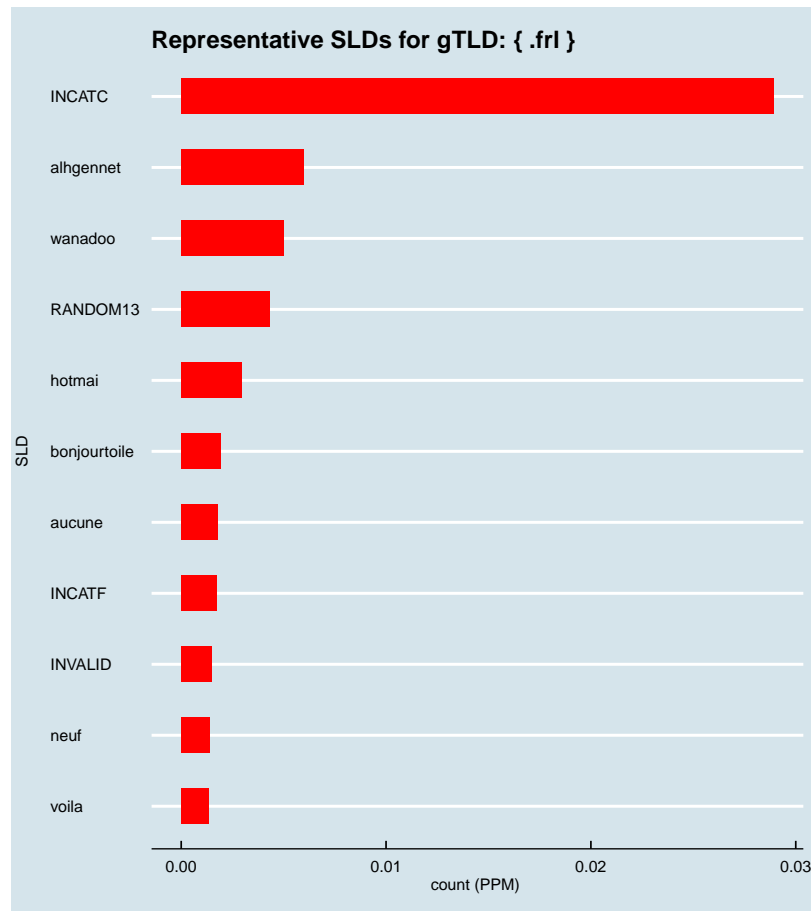


Figure 2.635: Representative SLDs for gTLD: { .frl}. The  $x$  axis displays number of times (in parts per million) the corresponding SLD ( $y$  axis) was found in the gTLD.

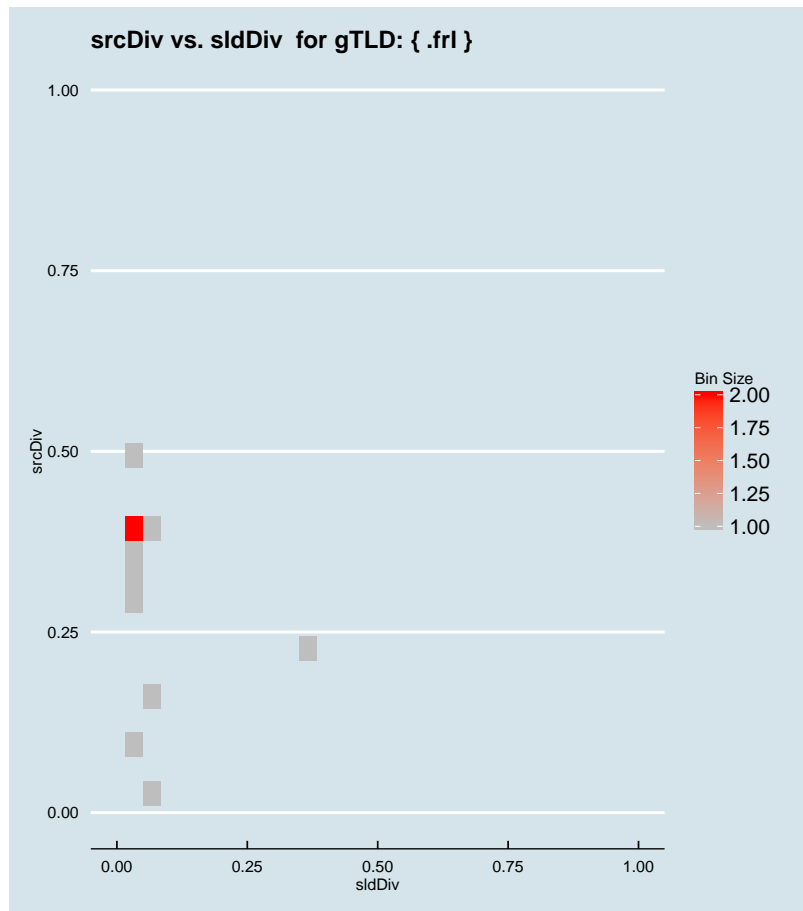


Figure 2.636: Binned scatter-plot of srcDiv and sldDiv for gTLD: { .frl }.

### :: 2.444 Representative SLDs for gTLD: { .frogans }

In this section, we collect representative SLDs related to gTLD: 'frogans'. We found 0 unique SLDs after filtering. A total of 0 records were considered representative and they are 0.000% of the gTLD dump. Since the total number of records for this gTLD is 0, there are 0 non-representative records (NRep). In addition, this set comprises 0E0 of the entire data-set.

► { .frogans }  
 Total SLDs: 0  
 a-sldDiv: 0.000%  
 a-oR: 0.000%  
 NRep: 0

### :: 2.445 Representative SLDs for gTLD: { .frontdoor }

In this section, we collect representative SLDs related to gTLD: 'frontdoor'. We found

► { .frontdoor }  
 Total SLDs: 0  
 a-sldDiv: 0.000%  
 a-oR: 0.000%  
 NRep: 0

0 unique SLDs after filtering. A total of 0 records were considered representative and they are 0.000% of the gTLD dump. Since the total number of records for this gTLD is 0, there are 0 non-representative records (NRep). In addition, this set comprises 0E0 of the entire data-set.

### :: 2.446 Representative SLDs for gTLD: {.frontier}

In this section, we collect representative SLDs related to gTLD: 'frontier'. We found 10 unique SLDs after filtering. A total of 34928 records were considered representative and they are 74.882% of the gTLD dump. Since the total number of records for this gTLD is 34928, there are 0 non-representative records (NRep). In addition, this set comprises 1.43E−5 of the entire data-set. Table 2.319 shows the corresponding SLDs ordered by the level of importance. Figure 2.637 shows the record count (PPM) for each representative SLD. Figure 2.638 shows the binned scatter-plot of srcDiv and sldDiv.

▶ {.frontier}  
Total SLDs: 10  
a-sldDiv: 74.882%  
a-oR: 0.001%  
NRep: 0

Individual SLD descriptors for gTLD: {.frontier}										
SLD	count	sldDiv	$\phi$ -sldDiv	ipcount	srcDiv	$\phi$ -srcDiv	oR	a-srcDiv	a-oR	rem
INVALID	0.009	0.198	1.000	8.13E−4	0.088	0.014	3.78E−6	0.198	3.78E−6	25696
INCATF	0.005	0.102	1.000	5.44E−4	0.114	0.021	1.95E−6	0.300	5.73E−6	20937
RANDOM13	0.005	0.098	1.000	4.95E−4	0.108	0.019	1.88E−6	0.398	7.61E−6	16353
INCATB	0.003	0.075	1.000	3.97E−4	0.114	0.021	1.43E−6	0.473	9.04E−6	12874
secondary	0.003	0.056	1.000	1.51E−4	0.058	0.007	1.07E−6	0.529	1.01E−5	10272
RANDOM10	0.003	0.056	1.000	3.29E−4	0.127	0.024	1.06E−6	0.584	1.12E−5	7677
wpad	0.003	0.056	1.000	5.49E−4	0.212	0.049	1.06E−6	0.640	1.22E−5	5085
INCATE	0.002	0.040	1.000	9.92E−4	0.533	0.180	7.63E−7	0.680	1.3E−5	3223
isatap	0.002	0.040	1.000	5.19E−4	0.280	0.070	7.6E−7	0.719	1.38E−5	1368
homelife	0.001	0.029	0.999	1.37E−4	0.100	0.017	5.61E−7	0.749	1.43E−5	0

Table 2.319: Top 10 most significant SLDs for gTLD 'frontier'. The SLD list holds 74.882% of the entries found in the gTLD and 1.43E−5 of the total number of entries for the entire experiment. **count** represents the number of records found for the SLD (in parts per million). **sldDiv** is the raw count divided by the number of records of this gTLD dump file. **oR** is the ratio of raw count to the total number of records of the experiment.  **$\phi$ -sldDiv** represents the  $\phi$  percentile of sldDiv on the entire data-set. **a-srcDiv** is the cumulative srcDiv variable. **a-oR** is the cumulative oR.

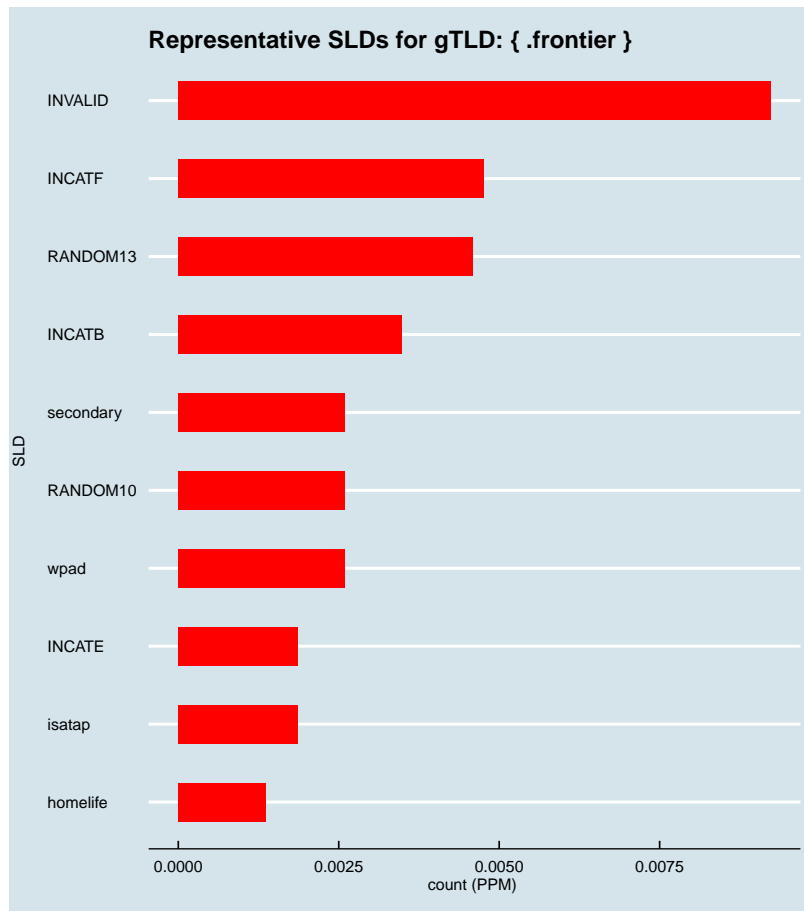


Figure 2.637: Representative SLDs for gTLD: { .frontier}. The *x* axis displays number of times (in parts per million) the corresponding SLD (*y* axis) was found in the gTLD.



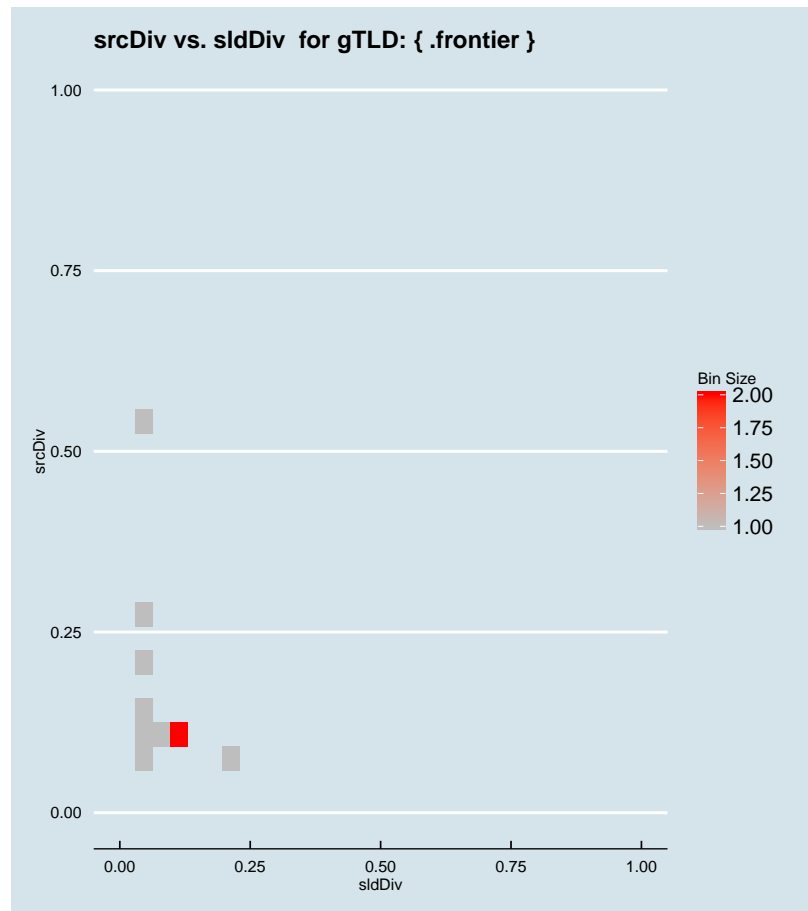


Figure 2.638: Binned scatter-plot of srcDiv and sldDiv for gTLD: { .frontier}.

### :: 2.447 Representative SLDs for gTLD: { .ftr }

In this section, we collect representative SLDs related to gTLD: 'ftr'. We found 3 unique SLDs after filtering. A total of 21622 records were considered representative and they are 72.922% of the gTLD dump. Since the total number of records for this gTLD is 21622, there are 0 non-representative records (NRep). In addition, this set comprises  $8.86E-6$  of the entire data-set. Table 2.320 shows the corresponding SLDs ordered by the level of importance. Figure 2.639 shows the record count (PPM) for each representative SLD. Figure 2.640 shows the binned scatter-plot of srcDiv and sldDiv.

► { .ftr }  
Total SLDs: 3  
a-sldDiv: 72.922%  
a-oR: 0.001%  
NRep: 0



Individual SLD descriptors for gTLD: {ftr}										
SLD	count	sldDiv	$\phi$ -sldDiv	ipcount	srcDiv	$\phi$ -srcDiv	oR	a-srcDiv	a-oR	rem
INCATB	0.011	0.368	1.000	4.89E-4	0.045	0.005	4.47E-6	0.368	4.47E-6	10712
INCATC	0.009	0.312	1.000	0.003	0.364	0.101	3.79E-6	0.680	8.26E-6	1463
INCATF	0.001	0.049	1.000	8.6E-5	0.059	0.008	6E-7	0.729	8.86E-6	0

Table 2.320: Top 3 most significant SLDs for gTLD 'ftr'. The SLD list holds 72.922% of the entries found in the gTLD and 8.86E-6 of the total number of entries for the entire experiment. **count** represents the number of records found for the SLD (in parts per million). **sldDiv** is the raw count divided by the number of records of this gTLD dump file. **oR** is the ratio of raw count to the total number of records of the experiment.  **$\phi$ -sldDiv** represents the  $\phi$  percentile of sldDiv on the entire data-set. **a-srcDiv** is the cumulative srcDiv variable. **a-oR** is the cumulative oR.

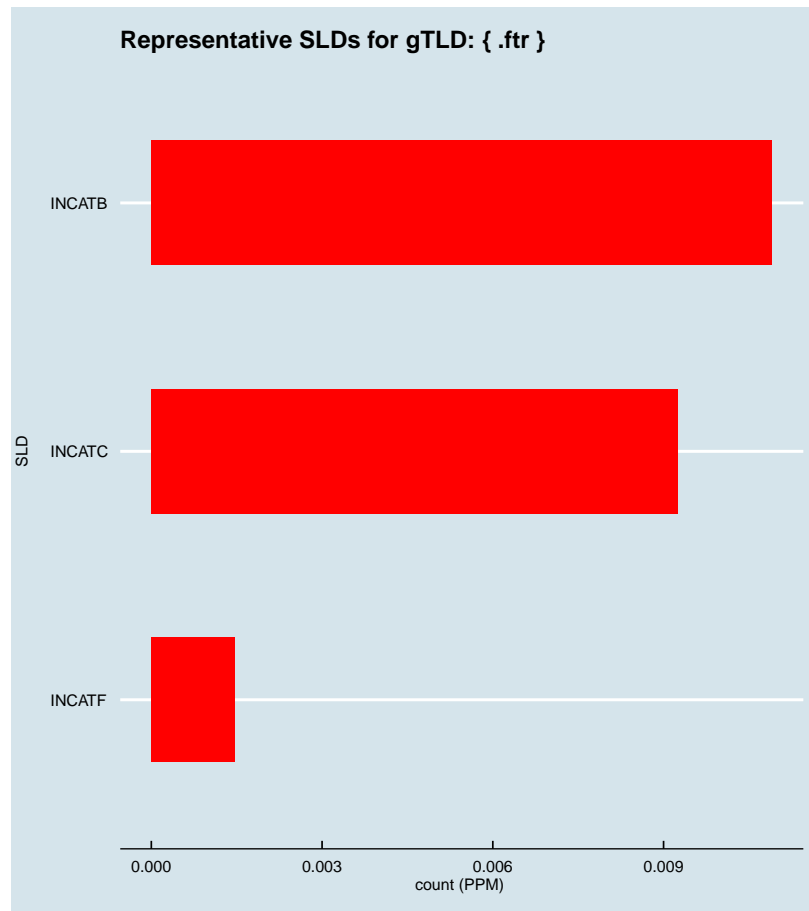


Figure 2.639: Representative SLDs for gTLD: { .ftr}. The  $x$  axis displays number of times (in parts per million) the corresponding SLD ( $y$  axis) was found in the gTLD.

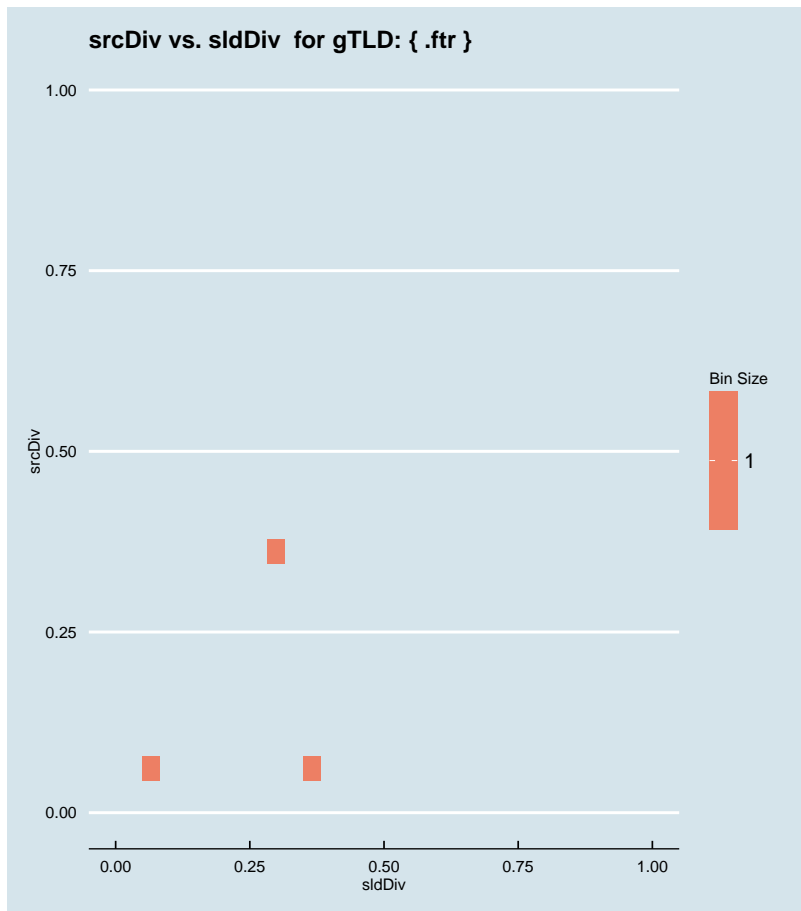


Figure 2.640: Binned scatter-plot of srcDiv and sldDiv for gTLD: { .ftr }.

### :: 2.448 Representative SLDs for gTLD: { .fujitsu }

In this section, we collect representative SLDs related to gTLD: 'fujitsu'. We found 6 unique SLDs after filtering. A total of 24988 records were considered representative and they are 67.389% of the gTLD dump. Since the total number of records for this gTLD is 24988, there are 0 non-representative records (NRep). In addition, this set comprises  $1.02E-5$  of the entire data-set. Table 2.321 shows the corresponding SLDs ordered by the level of importance. Figure 2.641 shows the record count (PPM) for each representative SLD. Figure 2.642 shows the binned scatter-plot of srcDiv and sldDiv.

► { .fujitsu }  
 Total SLDs: 6  
 a-sldDiv: 67.389%  
 a-oR: 0.001%  
 NRep: 0

Individual SLD descriptors for gTLD: {fujitsu}										
SLD	count	sldDiv	$\phi$ -sldDiv	ipcount	srcDiv	$\phi$ -srcDiv	oR	a-srcDiv	a-oR	rem
INCATB	0.013	0.354	1.000	0.002	0.173	0.038	5.39E-6	0.354	5.39E-6	11847
RANDOM10	0.003	0.080	1.000	5.25E-4	0.176	0.038	1.22E-6	0.435	6.61E-6	8869
INCATC	0.003	0.077	1.000	6.67E-4	0.233	0.055	1.17E-6	0.512	7.78E-6	6011
RANDOM13	0.003	0.069	1.000	4.36E-4	0.171	0.037	1.04E-6	0.581	8.82E-6	3462
wpad	0.002	0.054	1.000	7.5E-4	0.376	0.104	8.17E-7	0.634	9.64E-6	1468
SHORTSLD	0.001	0.040	1.000	6.11E-4	0.416	0.115	6.02E-7	0.674	1.02E-5	0

Table 2.321: Top 6 most significant SLDs for gTLD 'fujitsu'. The SLD list holds 67.389% of the entries found in the gTLD and 1.02E-5 of the total number of entries for the entire experiment. **count** represents the number of records found for the SLD (in parts per million). **sldDiv** is the raw count divided by the number of records of this gTLD dump file. **oR** is the ratio of raw count to the total number of records of the experiment.  $\phi$ -**sldDiv** represents the  $\phi$  percentile of sldDiv on the entire data-set. **a-srcDiv** is the cumulative srcDiv variable. **a-oR** is the cumulative oR.

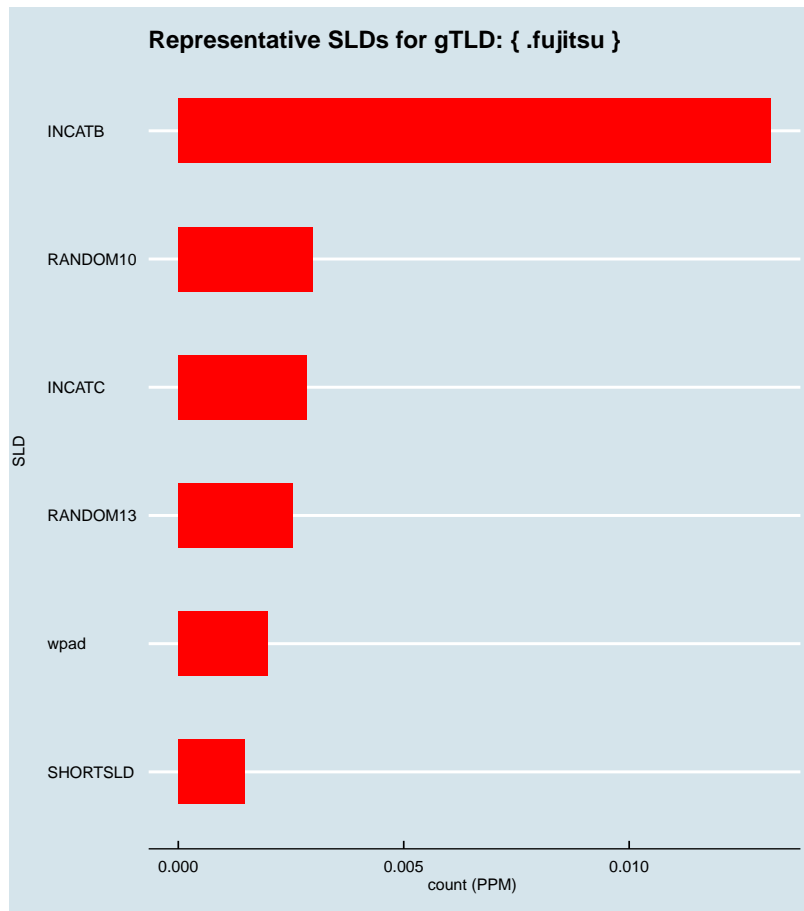


Figure 2.641: Representative SLDs for gTLD: { .fujitsu}. The *x* axis displays number of times (in parts per million) the corresponding SLD (*y* axis) was found in the gTLD.

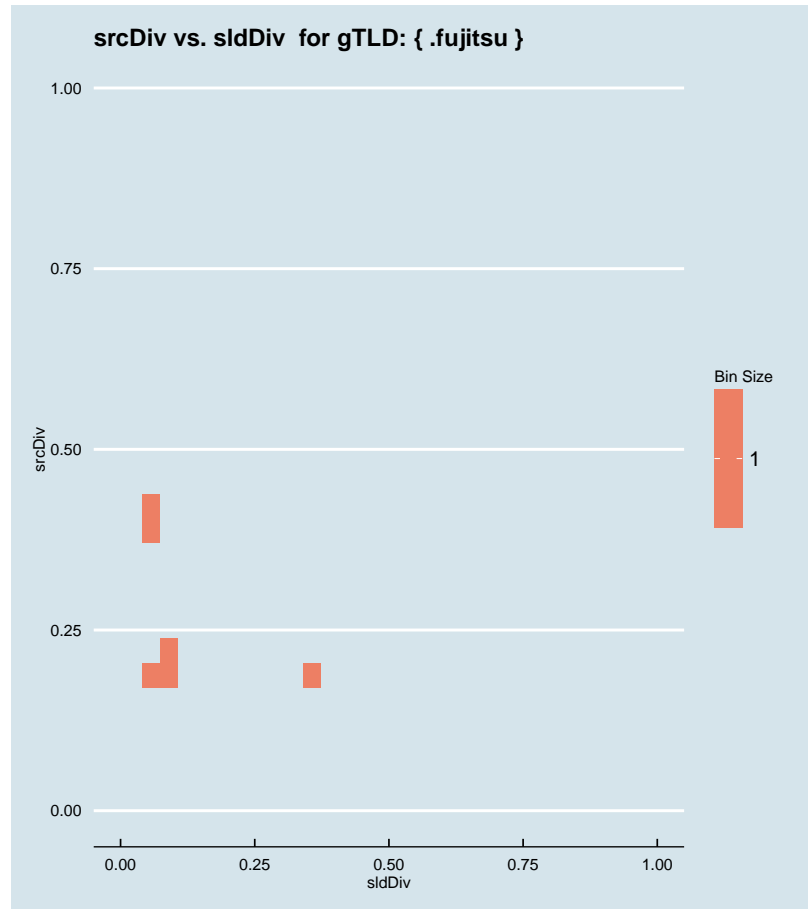


Figure 2.642: Binned scatter-plot of srcDiv and sldDiv for gTLD: { .fujitsu }.

### :: 2.449 Representative SLDs for gTLD: { .fujixerox }

In this section, we collect representative SLDs related to gTLD: 'fujixerox'. We found 1 unique SLDs after filtering. A total of 2696 records were considered representative and they are 28.278% of the gTLD dump. Since the total number of records for this gTLD is 2696, there are 0 non-representative records (NRep). In addition, this set comprises 1.1E−6 of the entire data-set. Table 2.322 shows the corresponding SLDs ordered by the level of importance. Figure 2.643 shows the record count (PPM) for each representative SLD. Figure 2.644 shows the binned scatter-plot of srcDiv and sldDiv.

► { .fujixerox }  
Total SLDs: 1  
a-sldDiv: 28.278%  
a-oR: 0.000%  
NRep: 0



Individual SLD descriptors for gTLD: {fujixerox}										
SLD	count	sldDiv	$\phi$ -sldDiv	ipcount	srcDiv	$\phi$ -srcDiv	oR	a-srcDiv	a-oR	rem
INVALID	0.003	0.283	1.000	1.48E-4	0.055	0.007	1.1E-6	0.283	1.1E-6	0

Table 2.322: Top 1 most significant SLDs for gTLD 'fujixerox'. The SLD list holds 28.278% of the entries found in the gTLD and 1.1E-6 of the total number of entries for the entire experiment. **count** represents the number of records found for the SLD (in parts per million). **sldDiv** is the raw count divided by the number of records of this gTLD dump file. **oR** is the ratio of raw count to the total number of records of the experiment.  **$\phi$ -sldDiv** represents the  $\phi$  percentile of sldDiv on the entire data-set. **a-srcDiv** is the cumulative srcDiv variable. **a-oR** is the cumulative oR.






Figure 2.643: Representative SLDs for gTLD: { .fujixerox }. The x axis displays number of times (in parts per million) the corresponding SLD (y axis) was found in the gTLD.

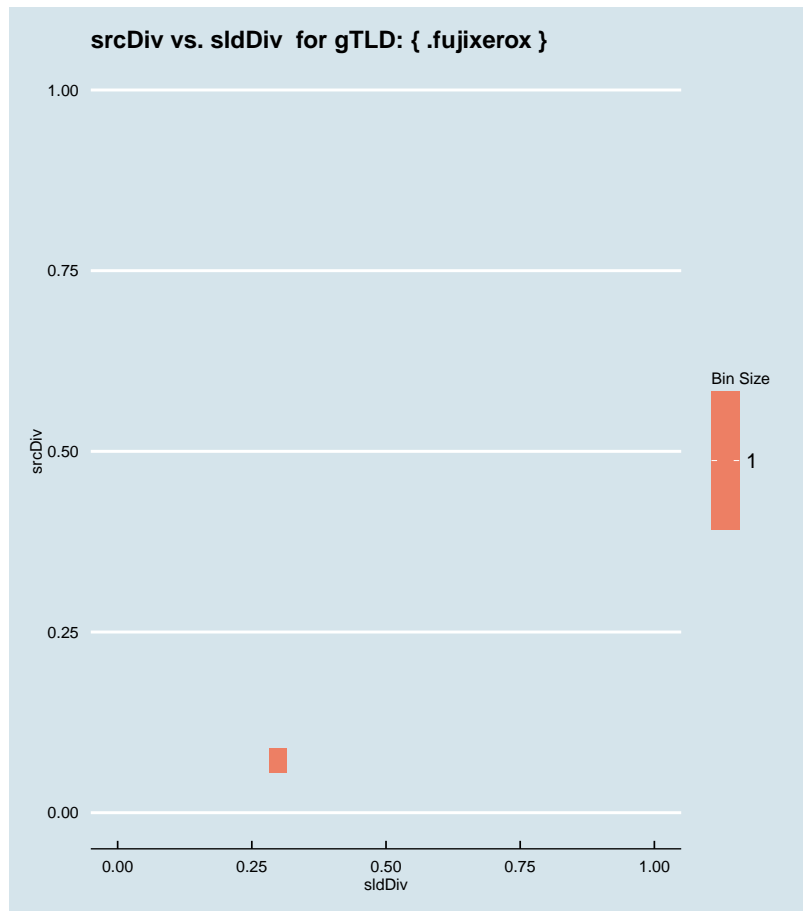


Figure 2.644: Binned scatter-plot of srcDiv and sldDiv for gTLD: { .fujixerox }.

### :: 2.450 Representative SLDs for gTLD: { .fun }

In this section, we collect representative SLDs related to gTLD: 'fun'. We found 9 unique SLDs after filtering. A total of 57766 records were considered representative and they are 55.989% of the gTLD dump. Since the total number of records for this gTLD is 57766, there are 0 non-representative records (NRep). In addition, this set comprises 2.37E-5 of the entire data-set. Table 2.323 shows the corresponding SLDs ordered by the level of importance. Figure 2.645 shows the record count (PPM) for each representative SLD. Figure 2.646 shows the binned scatter-plot of srcDiv and sldDiv.

► { .fun }  
 Total SLDs: 9  
 a-sldDiv: 55.989%  
 a-oR: 0.002%  
 NRep: 0

Individual SLD descriptors for gTLD: {fun}										
SLD	count	sldDiv	$\phi$ -sldDiv	ipcount	srcDiv	$\phi$ -srcDiv	oR	a-srcDiv	a-oR	rem
INCATC	0.013	0.128	1.000	0.002	0.184	0.041	5.41E-6	0.128	5.41E-6	44556
INCATE	0.011	0.103	1.000	0.005	0.467	0.127	4.37E-6	0.231	9.78E-6	33894
INVALID	0.009	0.088	1.000	7.57E-4	0.084	0.013	3.71E-6	0.319	1.35E-5	24835
INCATB	0.007	0.064	1.000	0.003	0.487	0.130	2.69E-6	0.383	1.62E-5	18268
RANDOM13	0.005	0.050	1.000	7.16E-4	0.138	0.027	2.13E-6	0.433	1.83E-5	13063
SHORTSLD	0.005	0.047	1.000	0.001	0.282	0.071	2E-6	0.481	2.03E-5	8182
INCATF	0.003	0.033	1.000	1.89E-4	0.055	0.007	1.41E-6	0.514	2.17E-5	4738
RANDOM10	0.003	0.032	1.000	8.34E-4	0.254	0.065	1.35E-6	0.546	2.31E-5	1451
mad	0.001	0.014	0.999	2.33E-4	0.161	0.033	5.95E-7	0.560	2.37E-5	0

Table 2.323: Top 9 most significant SLDs for gTLD 'fun'. The SLD list holds 55.989% of the entries found in the gTLD and 2.37E-5 of the total number of entries for the entire experiment. **count** represents the number of records found for the SLD (in parts per million). **sldDiv** is the raw count divided by the number of records of this gTLD dump file. **oR** is the ratio of raw count to the total number of records of the experiment.  **$\phi$ -sldDiv** represents the  $\phi$  percentile of sldDiv on the entire data-set. **a-srcDiv** is the cumulative srcDiv variable. **a-oR** is the cumulative oR.

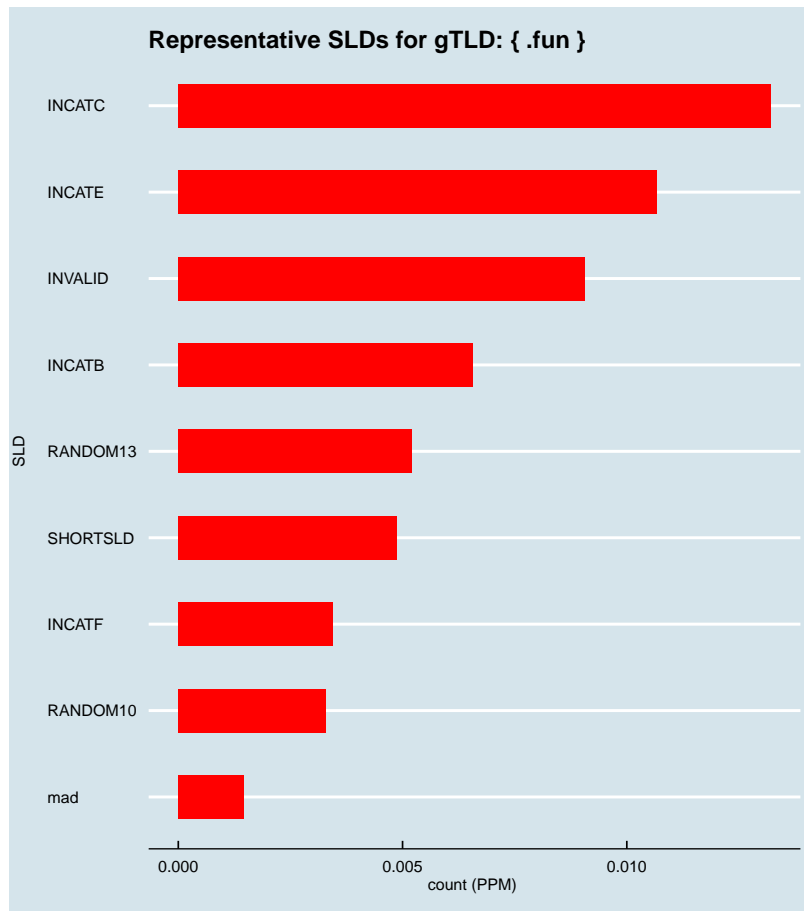


Figure 2.645: Representative SLDs for gTLD: { .fun }. The x axis displays number of times (in parts per million) the corresponding SLD (y axis) was found in the gTLD.

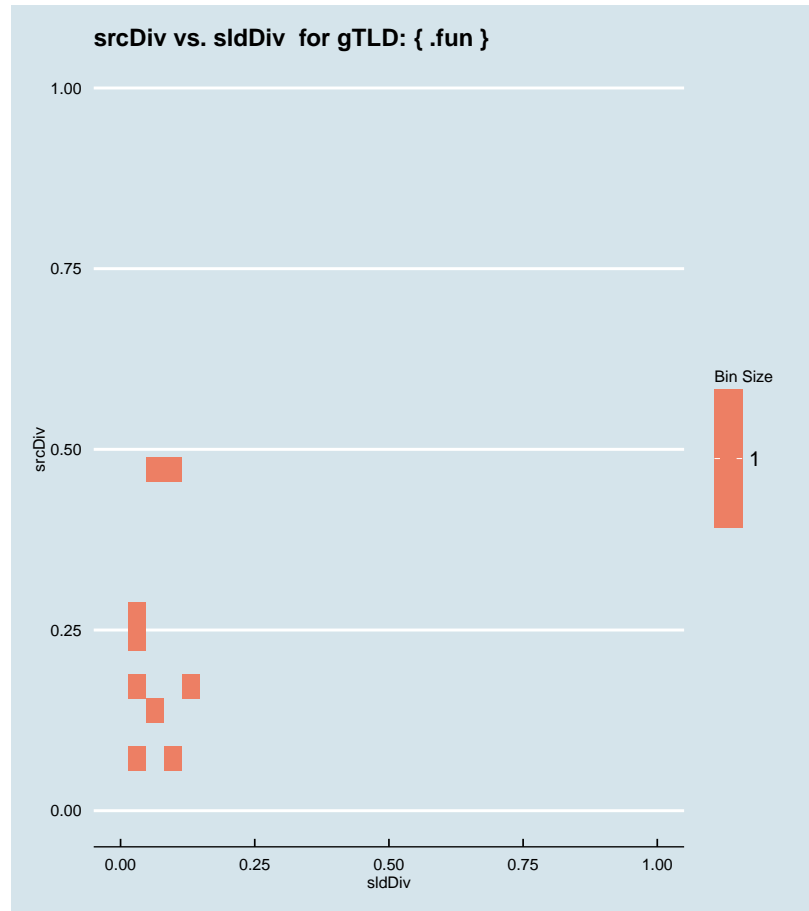


Figure 2.646: Binned scatter-plot of srcDiv and sldDiv for gTLD: { .fun }.

### :: 2.451 Representative SLDs for gTLD: { .fund }

In this section, we collect representative SLDs related to gTLD: 'fund'. We found 2 unique SLDs after filtering. A total of 6025 records were considered representative and they are 52.652% of the gTLD dump. Since the total number of records for this gTLD is 6025, there are 0 non-representative records (NRep). In addition, this set comprises 2.47E-6 of the entire data-set. Table 2.324 shows the corresponding SLDs ordered by the level of importance. Figure 2.647 shows the record count (PPM) for each representative SLD. Figure 2.648 shows the binned scatter-plot of srcDiv and sldDiv.

► { .fund }  
Total SLDs: 2  
a-sldDiv: 52.652%  
a-oR: 0.000%  
NRep: 0



Individual SLD descriptors for gTLD: {fund}										
SLD	count	sldDiv	$\phi$ -sldDiv	ipcount	srcDiv	$\phi$ -srcDiv	oR	a-srcDiv	a-oR	rem
liceum	0.004	0.380	1.000	1.33E-4	0.031	0.003	1.78E-6	0.380	1.78E-6	1682
RANDOM13	0.002	0.147	1.000	1.93E-4	0.115	0.021	6.89E-7	0.527	2.47E-6	0

Table 2.324: Top 2 most significant SLDs for gTLD 'fund'. The SLD list holds 52.652% of the entries found in the gTLD and 2.47E-6 of the total number of entries for the entire experiment. **count** represents the number of records found for the SLD (in parts per million). **sldDiv** is the raw count divided by the number of records of this gTLD dump file. **oR** is the ratio of raw count to the total number of records of the experiment.  $\phi$ -**sldDiv** represents the  $\phi$  percentile of sldDiv on the entire data-set. **a-srcDiv** is the cumulative srcDiv variable. **a-oR** is the cumulative oR.

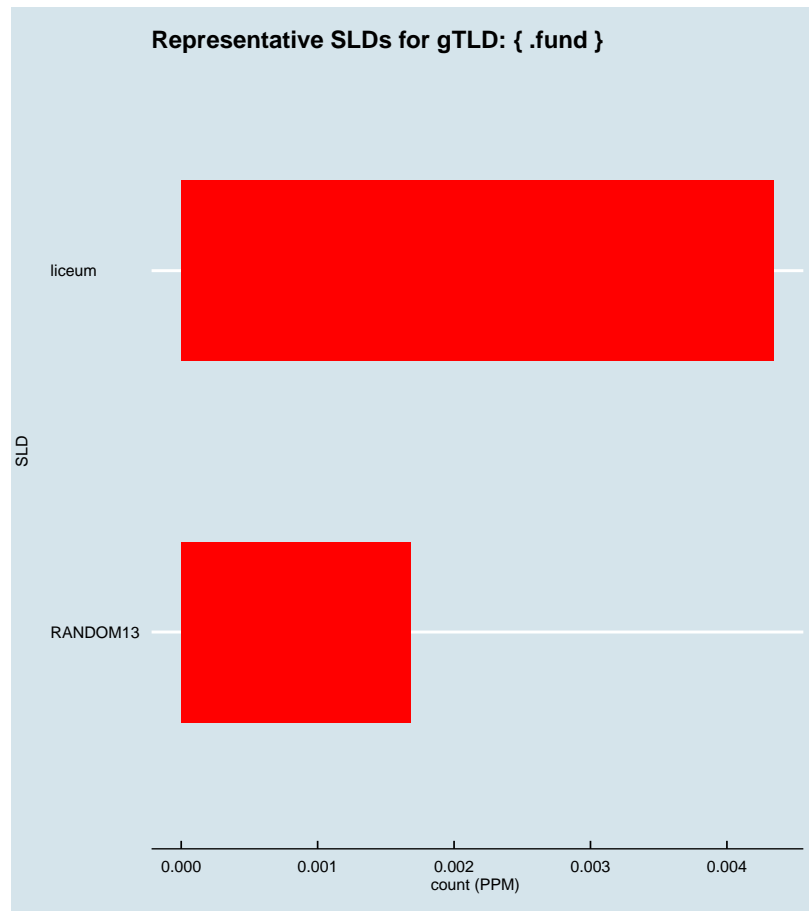


Figure 2.647: Representative SLDs for gTLD: { .fund}. The  $x$  axis displays number of times (in parts per million) the corresponding SLD ( $y$  axis) was found in the gTLD.

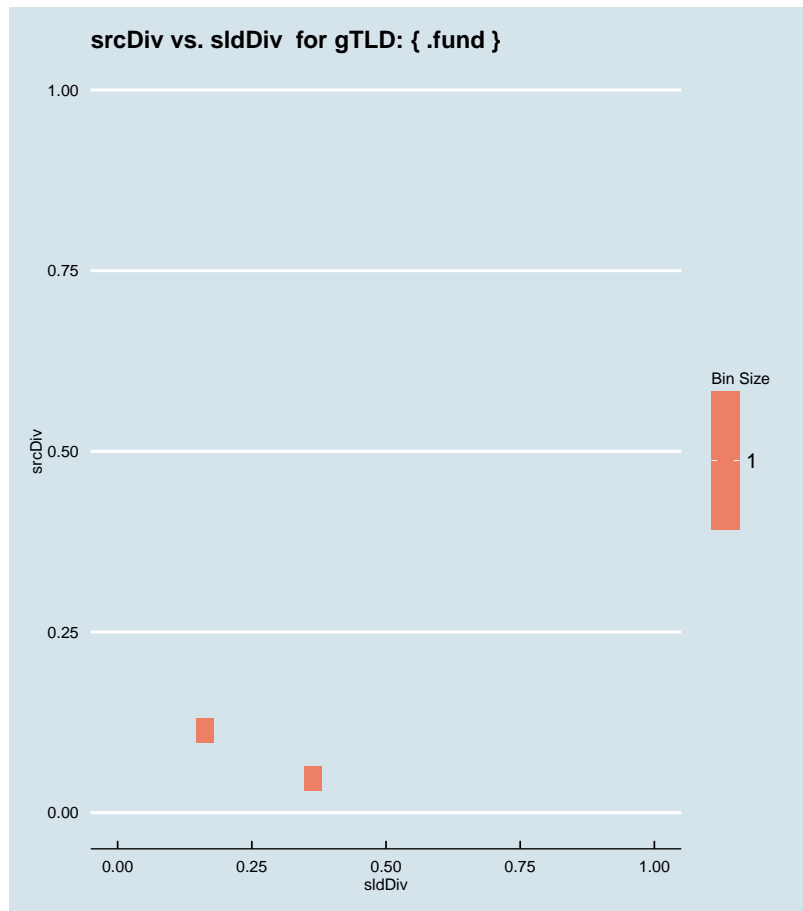


Figure 2.648: Binned scatter-plot of srcDiv and sldDiv for gTLD: { .fund }.

### :: 2.452 Representative SLDs for gTLD: { .furniture }

In this section, we collect representative SLDs related to gTLD: 'furniture'. We found 2 unique SLDs after filtering. A total of 5884 records were considered representative and they are 52.405% of the gTLD dump. Since the total number of records for this gTLD is 5884, there are 0 non-representative records (NRep). In addition, this set comprises 2.41E-6 of the entire data-set. Table 2.325 shows the corresponding SLDs ordered by the level of importance. Figure 2.649 shows the record count (PPM) for each representative SLD. Figure 2.650 shows the binned scatter-plot of srcDiv and sldDiv.

► { .furniture }  
 Total SLDs: 2  
 a-sldDiv: 52.405%  
 a-oR: 0.000%  
 NRep: 0



Individual SLD descriptors for gTLD: {.furniture}										
SLD	count	sldDiv	$\phi$ -sldDiv	ipcount	srcDiv	$\phi$ -srcDiv	oR	a-srcDiv	a-oR	rem
INCATF	0.004	0.346	1.000	1.3E-4	0.033	0.003	1.59E-6	0.346	1.59E-6	1997
skyline	0.002	0.178	1.000	1.75E-4	0.088	0.014	8.18E-7	0.524	2.41E-6	0

Table 2.325: Top 2 most significant SLDs for gTLD 'furniture'. The SLD list holds 52.405% of the entries found in the gTLD and 2.41E-6 of the total number of entries for the entire experiment. **count** represents the number of records found for the SLD (in parts per million). **sldDiv** is the raw count divided by the number of records of this gTLD dump file. **oR** is the ratio of raw count to the total number of records of the experiment.  $\phi$ -**sldDiv** represents the  $\phi$  percentile of sldDiv on the entire data-set. **a-srcDiv** is the cumulative srcDiv variable. **a-oR** is the cumulative oR.

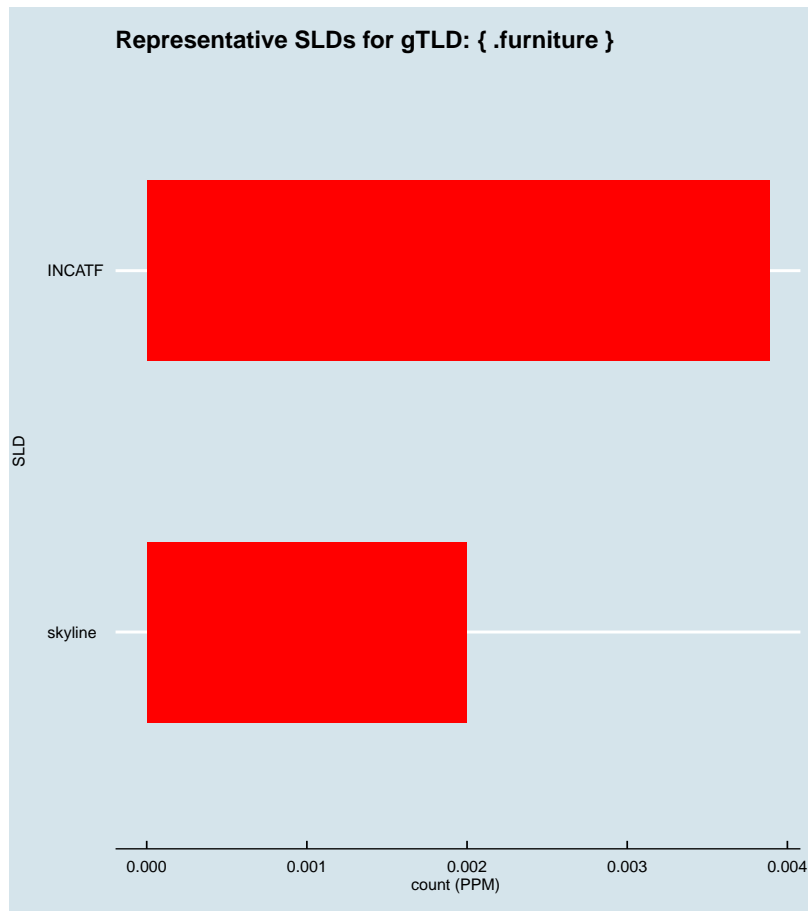


Figure 2.649: Representative SLDs for gTLD: { .furniture }. The *x* axis displays number of times (in parts per million) the corresponding SLD (*y* axis) was found in the gTLD.

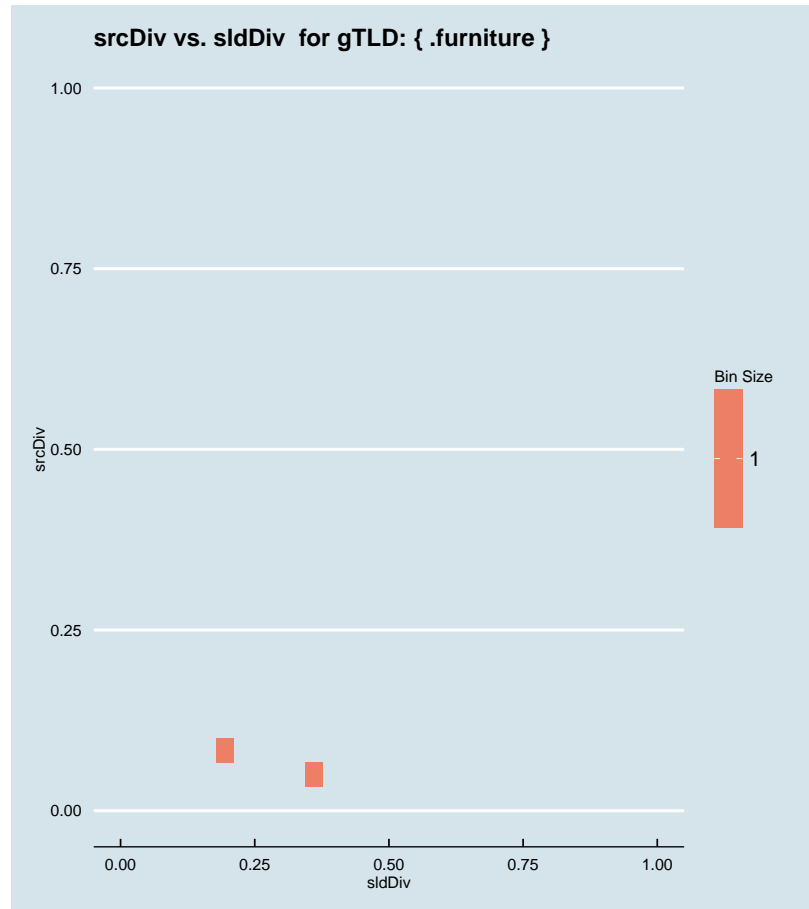


Figure 2.650: Binned scatter-plot of srcDiv and sldDiv for gTLD: { .furniture }.

### :: 2.453 Representative SLDs for gTLD: { .futbol }

In this section, we collect representative SLDs related to gTLD: 'futbol'. We found 0 unique SLDs after filtering. A total of 0 records were considered representative and they are 0.000% of the gTLD dump. Since the total number of records for this gTLD is 0, there are 0 non-representative records (NRep). In addition, this set comprises 0E0 of the entire data-set.

► { .futbol }  
Total SLDs: 0  
a-sldDiv: 0.000%  
a-oR: 0.000%  
NRep: 0

### :: 2.454 Representative SLDs for gTLD: { .fyi }

In this section, we collect representative SLDs related to gTLD: 'fyi'. We found 2 unique

► { .fyi }  
Total SLDs: 2  
a-sldDiv: 49.095%  
a-oR: 0.000%  
NRep: 0



SLDs after filtering. A total of 4692 records were considered representative and they are 49.095% of the gTLD dump. Since the total number of records for this gTLD is 4692, there are 0 non-representative records (NRep). In addition, this set comprises  $1.92E-6$  of the entire data-set. Table 2.326 shows the corresponding SLDs ordered by the level of importance. Figure 2.651 shows the record count (PPM) for each representative SLD. Figure 2.652 shows the binned scatter-plot of srcDiv and sldDiv.

Individual SLD descriptors for gTLD: {fyi}										
SLD	count	sldDiv	$\phi$ -sldDiv	ipcount	srcDiv	$\phi$ -srcDiv	oR	a-srcDiv	a-oR	rem
INCATB	0.003	0.347	1.000	$7.8E-5$	0.024	0.002	$1.36E-6$	0.347	$1.36E-6$	1378
sonera	0.001	0.144	1.000	$6E-6$	0.004	$1.57E-4$	$5.65E-7$	0.491	$1.92E-6$	0

Table 2.326: Top 2 most significant SLDs for gTLD 'fyi'. The SLD list holds 49.095% of the entries found in the gTLD and  $1.92E-6$  of the total number of entries for the entire experiment. **count** represents the number of records found for the SLD (in parts per million). **sldDiv** is the raw count divided by the number of records of this gTLD dump file. **oR** is the ratio of raw count to the total number of records of the experiment.  **$\phi$ -sldDiv** represents the  $\phi$  percentile of sldDiv on the entire data-set. **a-srcDiv** is the cumulative srcDiv variable. **a-oR** is the cumulative oR.

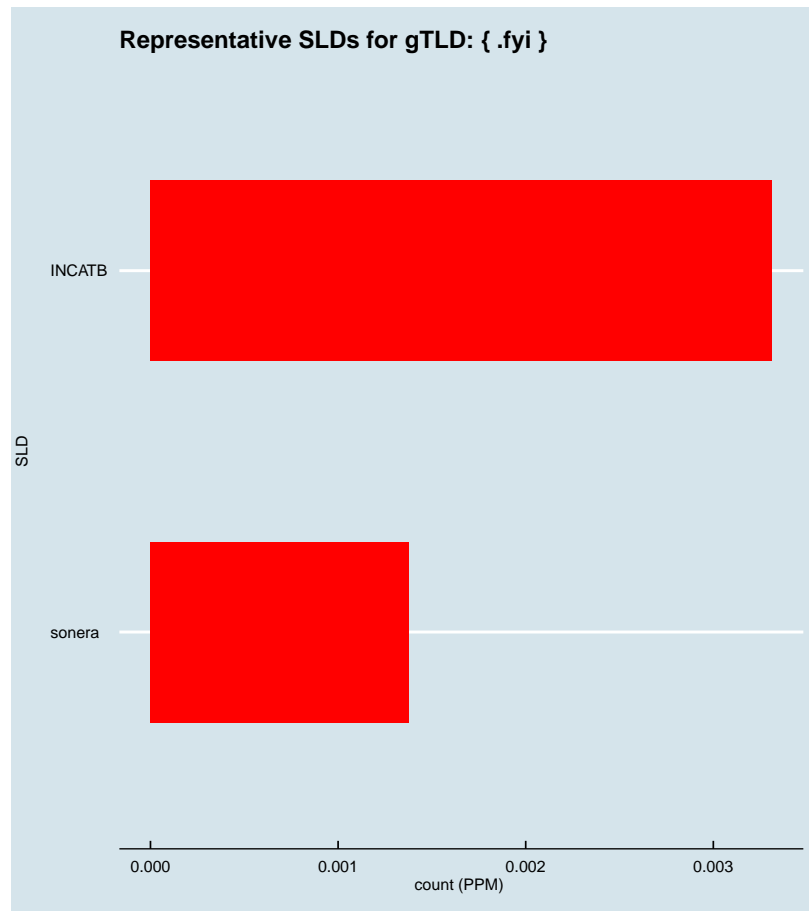


Figure 2.651: Representative SLDs for gTLD: { .fyi}. The  $x$  axis displays number of times (in parts per million) the corresponding SLD ( $y$  axis) was found in the gTLD.

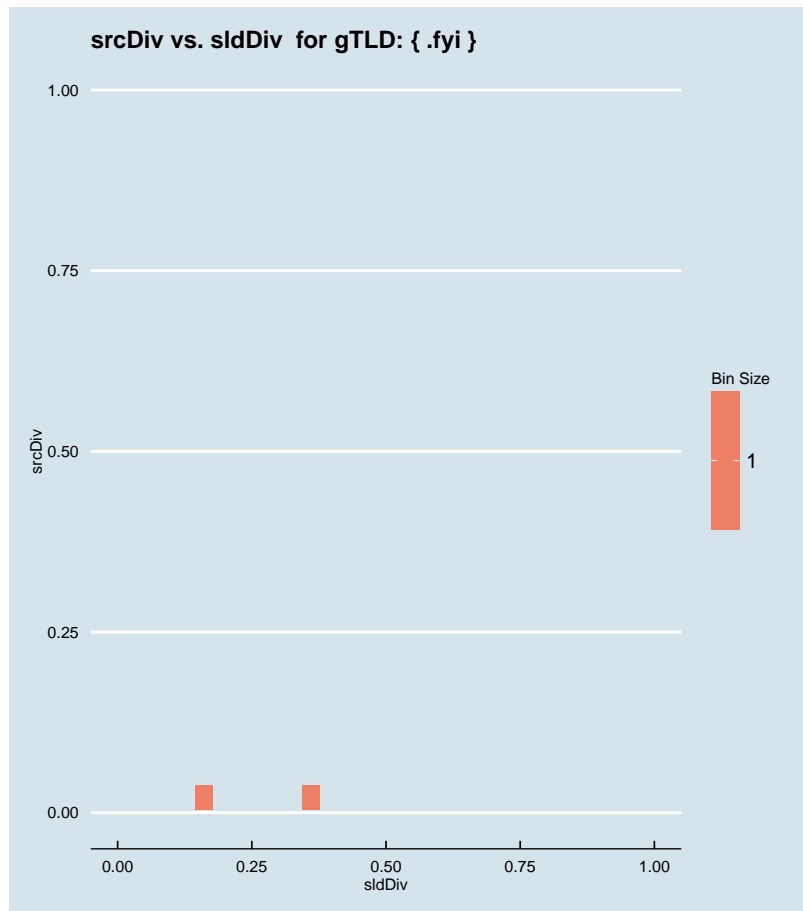


Figure 2.652: Binned scatter-plot of srcDiv and sldDiv for gTLD: { .fyi}.

### :: 2.455 Representative SLDs for gTLD: { .gal }

In this section, we collect representative SLDs related to gTLD: 'gal'. We found 10 unique SLDs after filtering. A total of 89762 records were considered representative and they are 80.106% of the gTLD dump. Since the total number of records for this gTLD is 89762, there are 0 non-representative records (NRep). In addition, this set comprises  $3.68E-5$  of the entire data-set. Table 2.327 shows the corresponding SLDs ordered by the level of importance. Figure 2.653 shows the record count (PPM) for each representative SLD. Figure 2.654 shows the binned scatter-plot of srcDiv and sldDiv.

► { .gal }  
 Total SLDs: 10  
 a-sldDiv: 80.106%  
 a-oR: 0.004%  
 NRep: 0

Individual SLD descriptors for gTLD: {gal}										
SLD	count	sldDiv	$\phi$ -sldDiv	ipcount	srcDiv	$\phi$ -srcDiv	oR	a-srcDiv	a-oR	rem
ams	0.033	0.299	1.000	0.003	0.100	0.017	1.37E-5	0.299	1.37E-5	56283
INCATD	0.017	0.153	1.000	0.002	0.145	0.030	7.04E-6	0.452	2.08E-5	39109
INCATE	0.010	0.091	1.000	0.003	0.315	0.080	4.19E-6	0.543	2.5E-5	28878
RANDOM13	0.009	0.076	1.000	7.01E-4	0.082	0.013	3.5E-6	0.620	2.84E-5	20344
gcc2	0.005	0.046	1.000	3.5E-5	0.007	2.89E-4	2.11E-6	0.665	3.06E-5	15199
gcc1	0.005	0.043	1.000	3.7E-5	0.008	3.43E-4	1.97E-6	0.708	3.25E-5	10382
INCATF	0.004	0.037	1.000	4.44E-4	0.106	0.018	1.72E-6	0.746	3.42E-5	6193
ibericar	0.003	0.026	0.999	4.43E-4	0.152	0.031	1.2E-6	0.772	3.54E-5	3270
RANDOM10	0.002	0.018	0.999	2.69E-4	0.136	0.027	8.08E-7	0.789	3.63E-5	1299
INCATC	0.001	0.012	0.999	4.54E-4	0.349	0.098	5.32E-7	0.801	3.68E-5	0

Table 2.327: Top 10 most significant SLDs for gTLD 'gal'. The SLD list holds 80.106% of the entries found in the gTLD and 3.68E-5 of the total number of entries for the entire experiment. **count** represents the number of records found for the SLD (in parts per million). **sldDiv** is the raw count divided by the number of records of this gTLD dump file. **oR** is the ratio of raw count to the total number of records of the experiment.  **$\phi$ -sldDiv** represents the  $\phi$  percentile of sldDiv on the entire data-set. **a-srcDiv** is the cumulative srcDiv variable. **a-oR** is the cumulative oR.

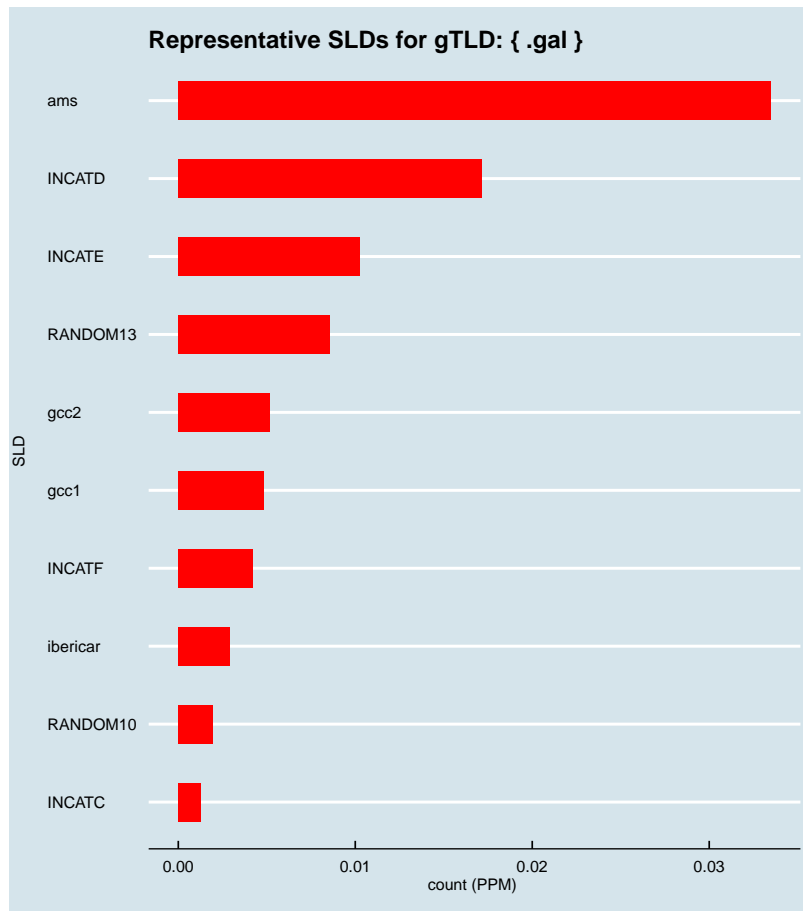


Figure 2.653: Representative SLDs for gTLD: { .gal }. The x axis displays number of times (in parts per million) the corresponding SLD (y axis) was found in the gTLD.



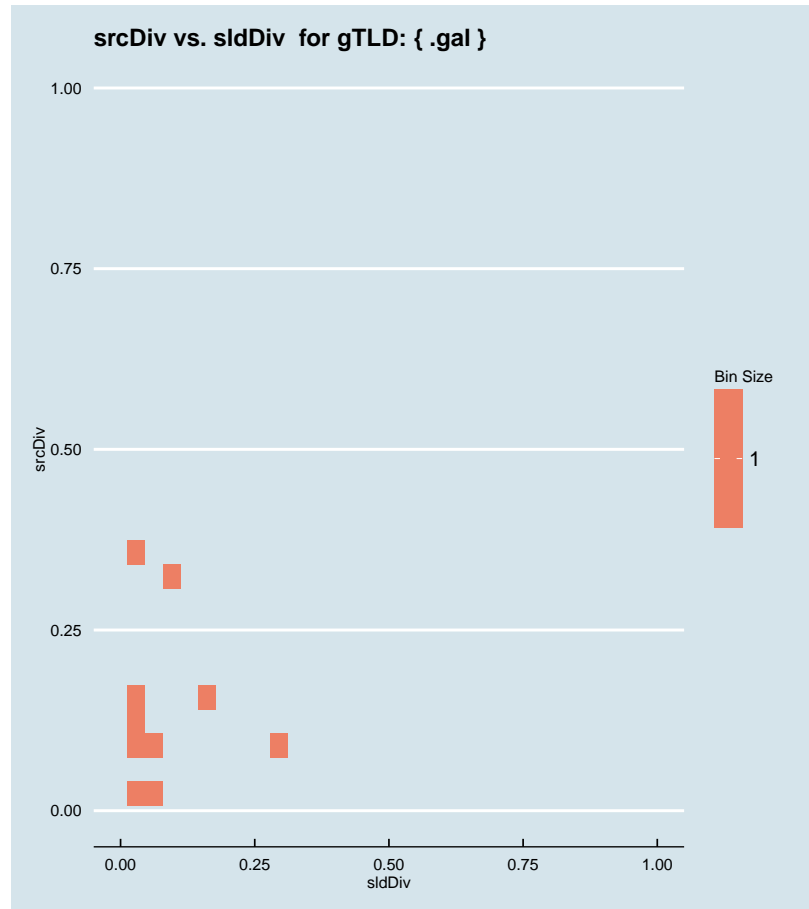


Figure 2.654: Binned scatter-plot of srcDiv and sldDiv for gTLD: { .gal }.

### :: 2.456 Representative SLDs for gTLD: { .gallery }

In this section, we collect representative SLDs related to gTLD: 'gallery'. We found 7 unique SLDs after filtering. A total of 23036 records were considered representative and they are 68.277% of the gTLD dump. Since the total number of records for this gTLD is 23036, there are 0 non-representative records (NRep). In addition, this set comprises  $9.44E-6$  of the entire data-set. Table 2.328 shows the corresponding SLDs ordered by the level of importance. Figure 2.655 shows the record count (PPM) for each representative SLD. Figure 2.656 shows the binned scatter-plot of srcDiv and sldDiv.

► { .gallery }  
Total SLDs: 7  
a-sldDiv: 68.277%  
a-oR: 0.001%  
NRep: 0

Individual SLD descriptors for gTLD: {.gallery}										
SLD	count	sldDiv	$\phi$ -sldDiv	ipcount	srcDiv	$\phi$ -srcDiv	oR	a-srcDiv	a-oR	rem
INVALID	0.006	0.181	1.000	4.09E-4	0.067	0.009	2.5E-6	0.181	2.5E-6	16933
INCATB	0.005	0.154	1.000	6.04E-4	0.116	0.021	2.13E-6	0.335	4.63E-6	11730
RANDOM10	0.003	0.096	1.000	3.33E-4	0.103	0.018	1.33E-6	0.431	5.96E-6	8488
RANDOM13	0.002	0.074	1.000	5.5E-4	0.221	0.051	1.02E-6	0.505	6.98E-6	5996
INCATF	0.002	0.071	1.000	1.49E-4	0.063	0.009	9.76E-7	0.576	7.96E-6	3615
ptgserver	0.002	0.068	1.000	1E-5	0.004	1.57E-4	9.41E-7	0.644	8.9E-6	1320
wpad	0.001	0.039	1.000	2.76E-4	0.209	0.049	5.41E-7	0.683	9.44E-6	0

Table 2.328: Top 7 most significant SLDs for gTLD 'gallery'. The SLD list holds 68.277% of the entries found in the gTLD and 9.44E-6 of the total number of entries for the entire experiment. **count** represents the number of records found for the SLD (in parts per million). **sldDiv** is the raw count divided by the number of records of this gTLD dump file. **oR** is the ratio of raw count to the total number of records of the experiment.  $\phi$ -**sldDiv** represents the  $\phi$  percentile of sldDiv on the entire data-set. **a-srcDiv** is the cumulative srcDiv variable. **a-oR** is the cumulative oR.

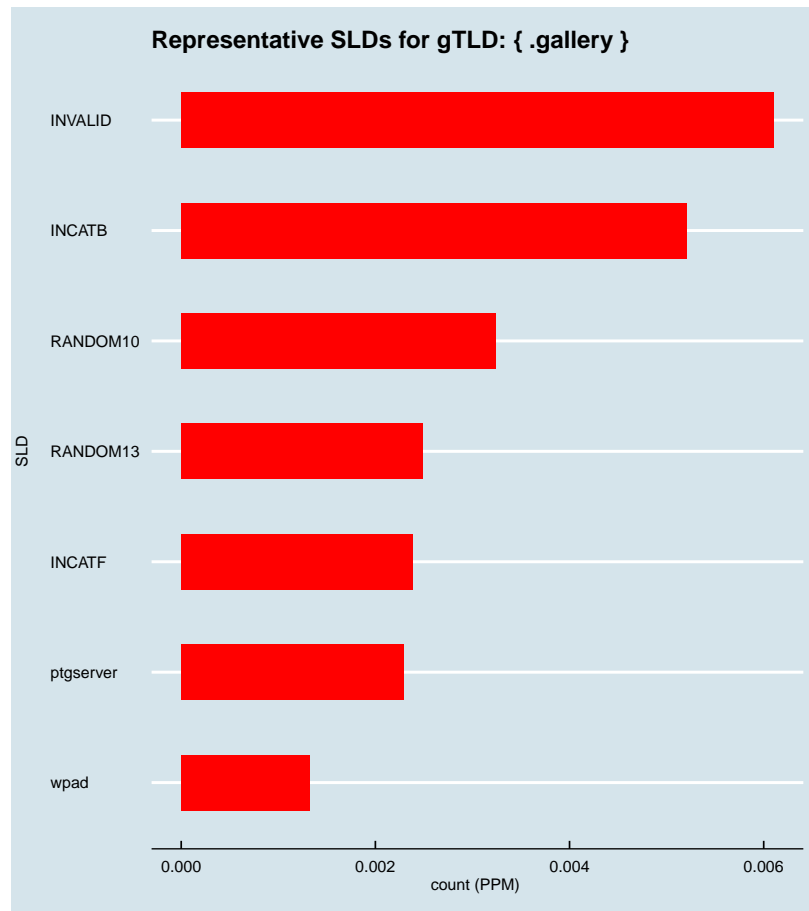


Figure 2.655: Representative SLDs for gTLD: { .gallery }. The x axis displays number of times (in parts per million) the corresponding SLD (y axis) was found in the gTLD.

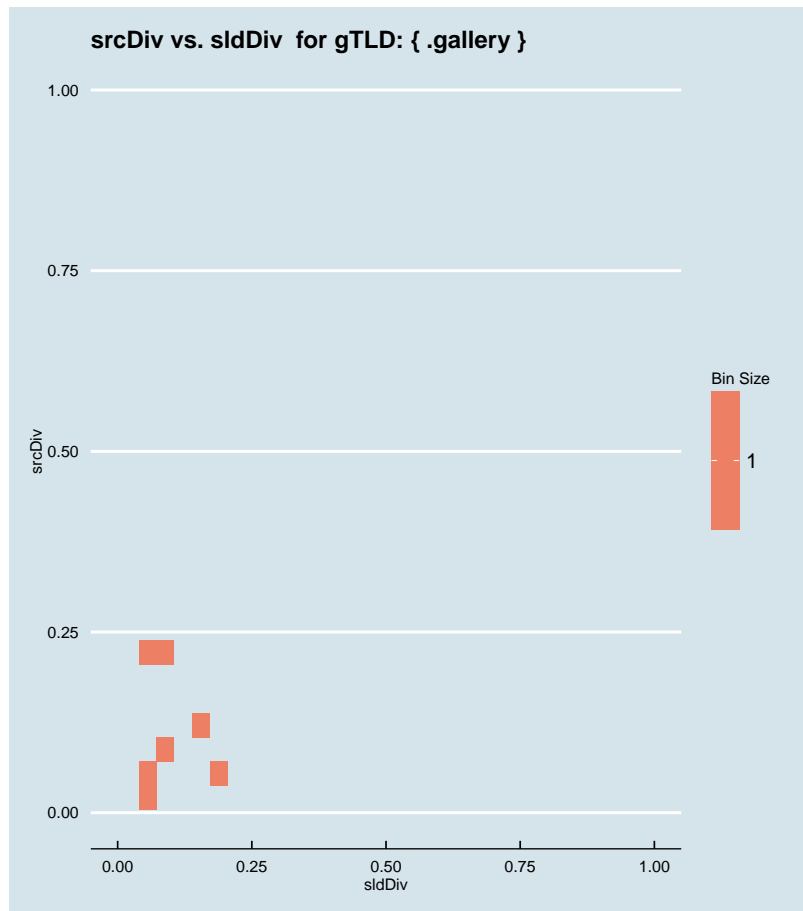


Figure 2.656: Binned scatter-plot of srcDiv and sldDiv for gTLD: { .gallery }.

### :: 2.457 Representative SLDs for gTLD: { .gallo }

In this section, we collect representative SLDs related to gTLD: 'gallo'. We found 3 unique SLDs after filtering. A total of 5772 records were considered representative and they are 46.582% of the gTLD dump. Since the total number of records for this gTLD is 5772, there are 0 non-representative records (NRep). In addition, this set comprises 2.37E-6 of the entire data-set. Table 2.329 shows the corresponding SLDs ordered by the level of importance. Figure 2.657 shows the record count (PPM) for each representative SLD. Figure 2.658 shows the binned scatter-plot of srcDiv and sldDiv.

► { .gallo }  
 Total SLDs: 3  
 a-sldDiv: 46.582%  
 a-oR: 0.000%  
 NRep: 0

Individual SLD descriptors for gTLD: {gallo}										
SLD	count	sldDiv	$\phi$ -sldDiv	ipcount	srcDiv	$\phi$ -srcDiv	oR	a-srcDiv	a-oR	rem
RANDOM10	0.002	0.190	1.000	2.03E-4	0.086	0.014	9.64E-7	0.190	9.64E-7	3420
INVALID	0.002	0.155	1.000	2.6E-4	0.135	0.026	7.86E-7	0.345	1.75E-6	1501
wpad	0.002	0.121	1.000	2.45E-4	0.163	0.034	6.15E-7	0.466	2.37E-6	0

Table 2.329: Top 3 most significant SLDs for gTLD 'gallo'. The SLD list holds 46.582% of the entries found in the gTLD and 2.37E-6 of the total number of entries for the entire experiment. **count** represents the number of records found for the SLD (in parts per million). **sldDiv** is the raw count divided by the number of records of this gTLD dump file. **oR** is the ratio of raw count to the total number of records of the experiment.  **$\phi$ -sldDiv** represents the  $\phi$  percentile of sldDiv on the entire data-set. **a-srcDiv** is the cumulative srcDiv variable. **a-oR** is the cumulative oR.

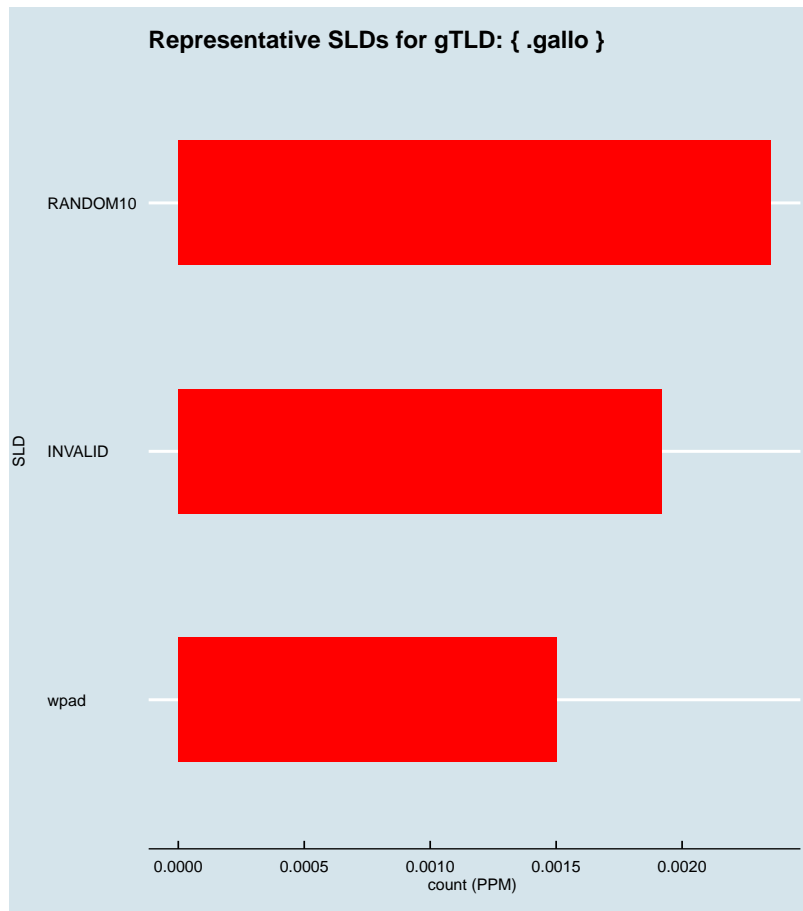


Figure 2.657: Representative SLDs for gTLD: { .gallo}. The x axis displays number of times (in parts per million) the corresponding SLD (y axis) was found in the gTLD.

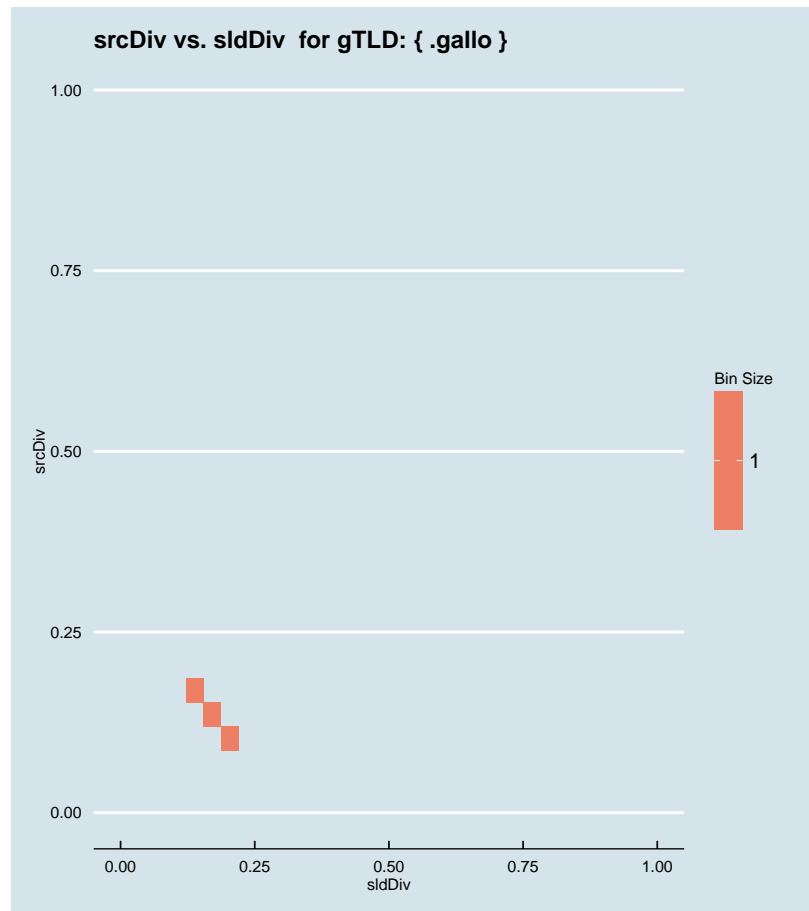


Figure 2.658: Binned scatter-plot of srcDiv and sldDiv for gTLD: { .gallo }.

### :: 2.458 Representative SLDs for gTLD: { .gallup }

In this section, we collect representative SLDs related to gTLD: 'gallup'. We found 0 unique SLDs after filtering. A total of 0 records were considered representative and they are 0.000% of the gTLD dump. Since the total number of records for this gTLD is 0, there are 0 non-representative records (NRep). In addition, this set comprises 0E0 of the entire data-set.

► { .gallup }  
Total SLDs: 0  
a-sldDiv: 0.000%  
a-oR: 0.000%  
NRep: 0

### :: 2.459 Representative SLDs for gTLD: { .game }

In this section, we collect representative SLDs related to gTLD: 'game'. We found 12

► { .game }  
Total SLDs: 12  
a-sldDiv: 76.479%  
a-oR: 0.004%  
NRep: 0

unique SLDs after filtering. A total of 89197 records were considered representative and they are 76.479% of the gTLD dump. Since the total number of records for this gTLD is 89197, there are 0 non-representative records (NRep). In addition, this set comprises  $3.66E-5$  of the entire data-set. Table 2.330 shows the corresponding SLDs ordered by the level of importance. Figure 2.659 shows the record count (PPM) for each representative SLD. Figure 2.660 shows the binned scatter-plot of srcDiv and sldDiv.

Individual SLD descriptors for gTLD: {game}										
SLD	count	sldDiv	$\phi$ -sldDiv	ipcount	srcDiv	$\phi$ -srcDiv	oR	a-srcDiv	a-oR	rem
INCATE	0.027	0.231	1.000	0.010	0.354	0.098	$1.11E-5$	0.231	$1.11E-5$	62227
INCATB	0.014	0.120	1.000	0.003	0.220	0.051	$5.73E-6$	0.351	$1.68E-5$	48251
INCATC	0.010	0.083	1.000	0.003	0.298	0.076	$3.98E-6$	0.434	$2.08E-5$	38538
RANDOM13	0.008	0.066	1.000	$6.94E-4$	0.090	0.014	$3.18E-6$	0.501	$2.39E-5$	30789
INVALID	0.006	0.051	1.000	0.001	0.193	0.042	$2.44E-6$	0.552	$2.64E-5$	24843
RANDOM10	0.005	0.046	1.000	0.001	0.270	0.068	$2.21E-6$	0.598	$2.86E-5$	19458
SHORTSLD	0.004	0.036	1.000	0.002	0.431	0.120	$1.72E-6$	0.634	$3.03E-5$	15258
INCATF	0.004	0.035	1.000	$2.33E-4$	0.057	0.007	$1.66E-6$	0.669	$3.2E-5$	11199
wpad	0.004	0.033	1.000	0.001	0.363	0.100	$1.56E-6$	0.701	$3.35E-5$	7403
nilesy	0.003	0.028	0.999	0.002	0.563	0.186	$1.36E-6$	0.730	$3.49E-5$	4096
isatap	0.002	0.021	0.999	0.001	0.429	0.120	$1E-6$	0.751	$3.59E-5$	1654
dawanjia	0.002	0.014	0.999	$5.2E-5$	0.031	0.003	$6.78E-7$	0.765	$3.66E-5$	0

Table 2.330: Top 12 most significant SLDs for gTLD 'game'. The SLD list holds 76.479% of the entries found in the gTLD and  $3.66E-5$  of the total number of entries for the entire experiment. **count** represents the number of records found for the SLD (in parts per million). **sldDiv** is the raw count divided by the number of records of this gTLD dump file. **oR** is the ratio of raw count to the total number of records of the experiment.  **$\phi$ -sldDiv** represents the  $\phi$  percentile of sldDiv on the entire data-set. **a-srcDiv** is the cumulative srcDiv variable. **a-oR** is the cumulative oR.



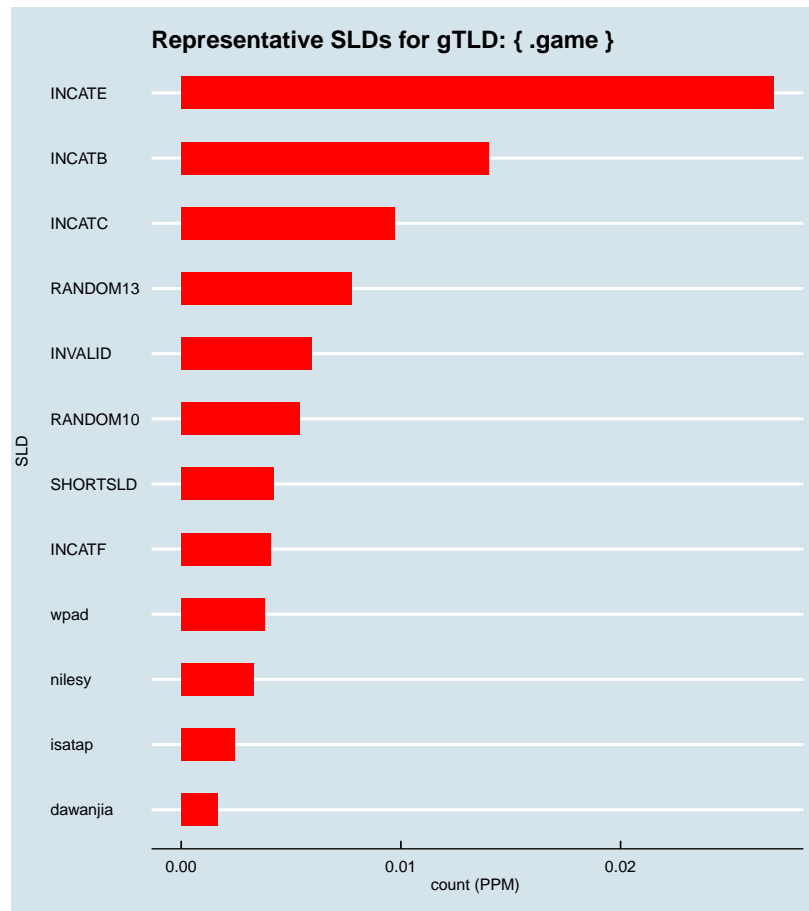


Figure 2.659: Representative SLDs for gTLD: { .game}. The  $x$  axis displays number of times (in parts per million) the corresponding SLD ( $y$  axis) was found in the gTLD.

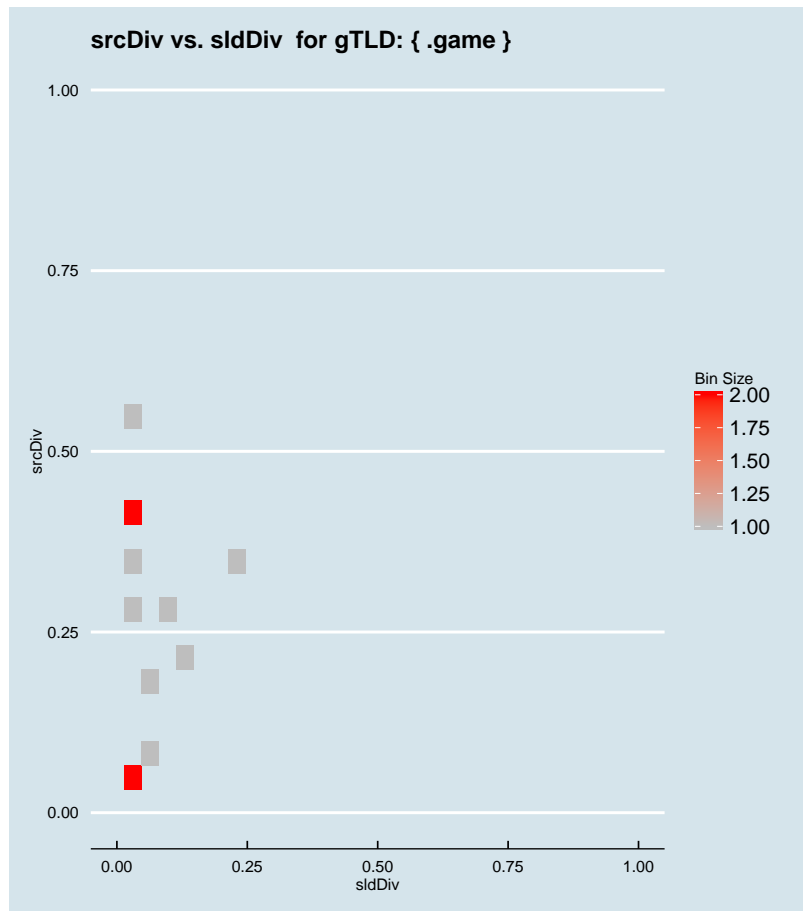


Figure 2.660: Binned scatter-plot of srcDiv and sldDiv for gTLD: { .game}.

### :: 2.460 Representative SLDs for gTLD: { .games }

In this section, we collect representative SLDs related to gTLD: 'games'. We found 12 unique SLDs after filtering. A total of 89065 records were considered representative and they are 72.223% of the gTLD dump. Since the total number of records for this gTLD is 89065, there are 0 non-representative records (NRep). In addition, this set comprises  $3.65E-5$  of the entire data-set. Table 2.331 shows the corresponding SLDs ordered by the level of importance. Figure 2.661 shows the record count (PPM) for each representative SLD. Figure 2.662 shows the binned scatter-plot of srcDiv and sldDiv.

► { .games }  
 Total SLDs: 12  
 a-sldDiv: 72.223%  
 a-oR: 0.004%  
 NRep: 0

Individual SLD descriptors for gTLD: {games}										
SLD	count	sldDiv	$\phi$ -sldDiv	ipcount	srcDiv	$\phi$ -srcDiv	oR	a-srcDiv	a-oR	rem
INCATE	0.030	0.247	1.000	0.011	0.348	0.097	1.25E-5	0.247	1.25E-5	58644
rocket	0.013	0.108	1.000	0.001	0.081	0.012	5.47E-6	0.355	1.79E-5	45289
INCATC	0.008	0.067	1.000	0.003	0.362	0.100	3.36E-6	0.422	2.13E-5	37082
INCATB	0.008	0.063	1.000	0.002	0.316	0.080	3.18E-6	0.485	2.45E-5	29314
INVALID	0.007	0.060	1.000	8.18E-4	0.110	0.019	3.05E-6	0.545	2.75E-5	21874
RANDOM13	0.005	0.039	1.000	7.53E-4	0.155	0.032	1.99E-6	0.584	2.95E-5	17008
RANDOM10	0.005	0.038	1.000	8.68E-4	0.186	0.041	1.91E-6	0.622	3.14E-5	12343
SHORTSLD	0.003	0.027	0.999	0.001	0.430	0.120	1.36E-6	0.649	3.28E-5	9030
wpad	0.003	0.026	0.999	6.8E-4	0.213	0.050	1.31E-6	0.675	3.41E-5	5834
INCATF	0.003	0.025	0.999	2.21E-4	0.072	0.011	1.25E-6	0.700	3.54E-5	2777
isatap	0.002	0.013	0.999	5.46E-4	0.342	0.097	6.54E-7	0.713	3.6E-5	1182
turner	0.001	0.010	0.999	3E-6	0.003	7.52E-5	4.84E-7	0.722	3.65E-5	0

Table 2.331: Top 12 most significant SLDs for gTLD 'games'. The SLD list holds 72.223% of the entries found in the gTLD and 3.65E-5 of the total number of entries for the entire experiment. **count** represents the number of records found for the SLD (in parts per million). **sldDiv** is the raw count divided by the number of records of this gTLD dump file. **oR** is the ratio of raw count to the total number of records of the experiment.  $\phi$ -**sldDiv** represents the  $\phi$  percentile of sldDiv on the entire data-set. **a-srcDiv** is the cumulative srcDiv variable. **a-oR** is the cumulative oR.

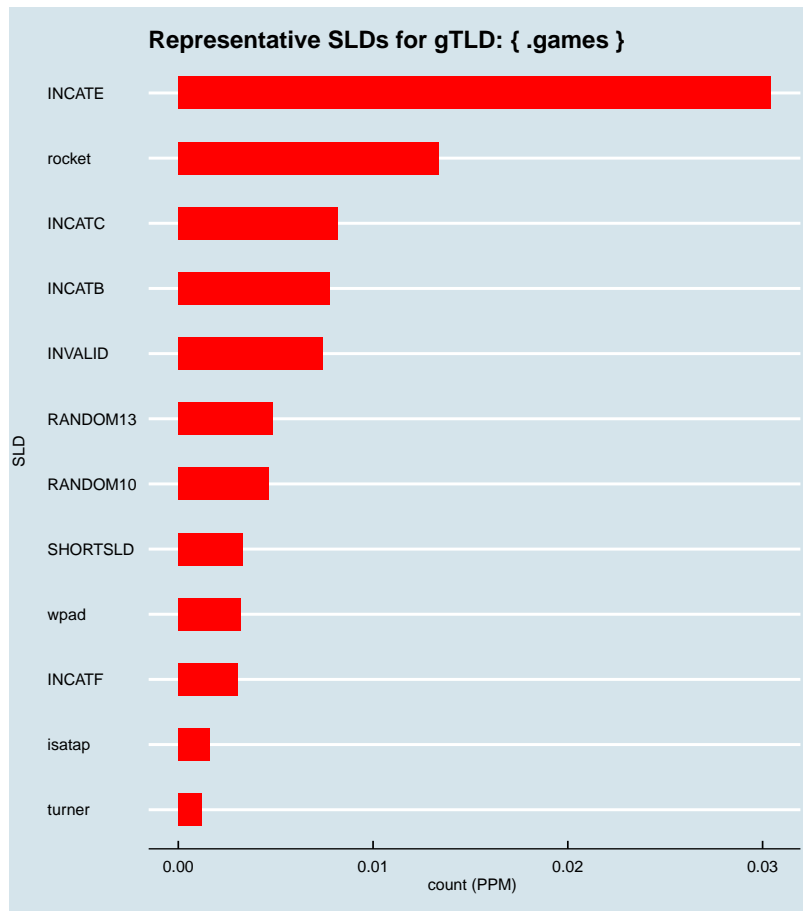


Figure 2.661: Representative SLDs for gTLD: { .games }. The *x* axis displays number of times (in parts per million) the corresponding SLD (*y* axis) was found in the gTLD.



Individual SLD descriptors for gTLD: {gap}										
SLD	count	sldDiv	$\phi$ -sldDiv	ipcount	srcDiv	$\phi$ -srcDiv	oR	a-srcDiv	a-oR	rem
INCATF	0.003	0.113	1.000	3.45E-4	0.101	0.017	1.4E-6	0.113	1.4E-6	15820
INVALID	0.003	0.101	1.000	2.12E-4	0.070	0.010	1.24E-6	0.214	2.64E-6	12796
INCATC	0.003	0.096	1.000	0.002	0.627	0.204	1.19E-6	0.310	3.82E-6	9899
local	0.003	0.093	1.000	6.4E-4	0.229	0.054	1.15E-6	0.403	4.97E-6	7104
INCATB	0.003	0.085	1.000	3.18E-4	0.125	0.024	1.04E-6	0.488	6.01E-6	4560
INCATE	0.002	0.066	1.000	0.001	0.748	0.244	8.11E-7	0.554	6.82E-6	2581
RANDOM10	0.001	0.046	1.000	1.24E-4	0.089	0.014	5.68E-7	0.600	7.39E-6	1194
INCATD	0.001	0.040	1.000	1.42E-4	0.119	0.022	4.89E-7	0.639	7.88E-6	0

Table 2.332: Top 8 most significant SLDs for gTLD 'gap'. The SLD list holds 63.936% of the entries found in the gTLD and 7.88E-6 of the total number of entries for the entire experiment. **count** represents the number of records found for the SLD (in parts per million). **sldDiv** is the raw count divided by the number of records of this gTLD dump file. **oR** is the ratio of raw count to the total number of records of the experiment.  $\phi$ -**sldDiv** represents the  $\phi$  percentile of sldDiv on the entire data-set. **a-srcDiv** is the cumulative srcDiv variable. **a-oR** is the cumulative oR.

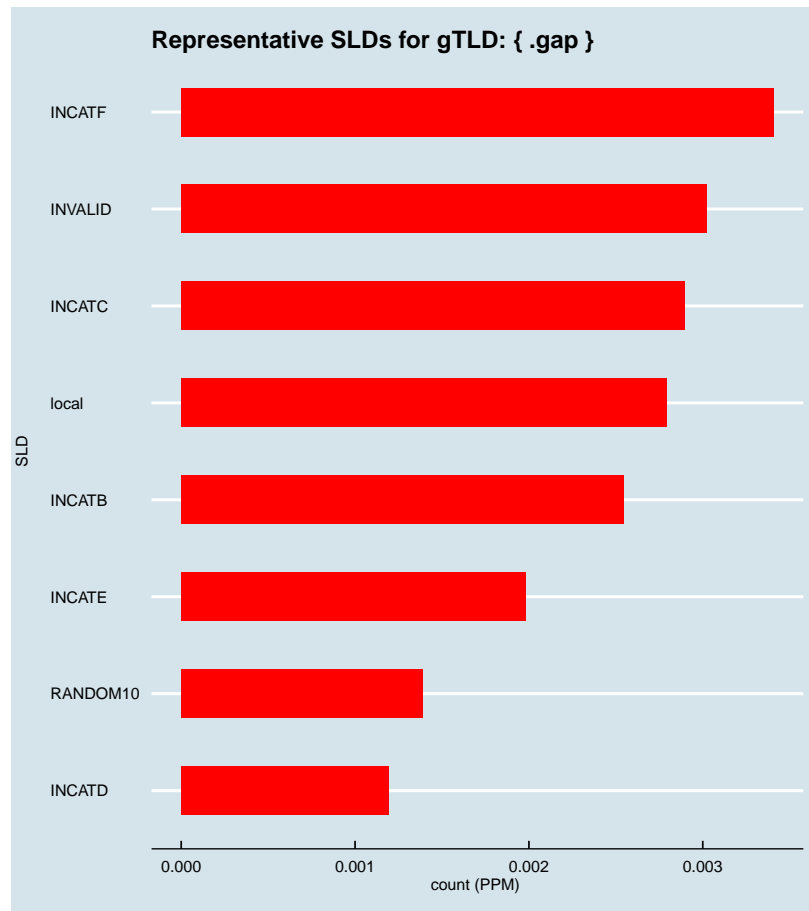


Figure 2.663: Representative SLDs for gTLD: { .gap }. The  $x$  axis displays number of times (in parts per million) the corresponding SLD ( $y$  axis) was found in the gTLD.

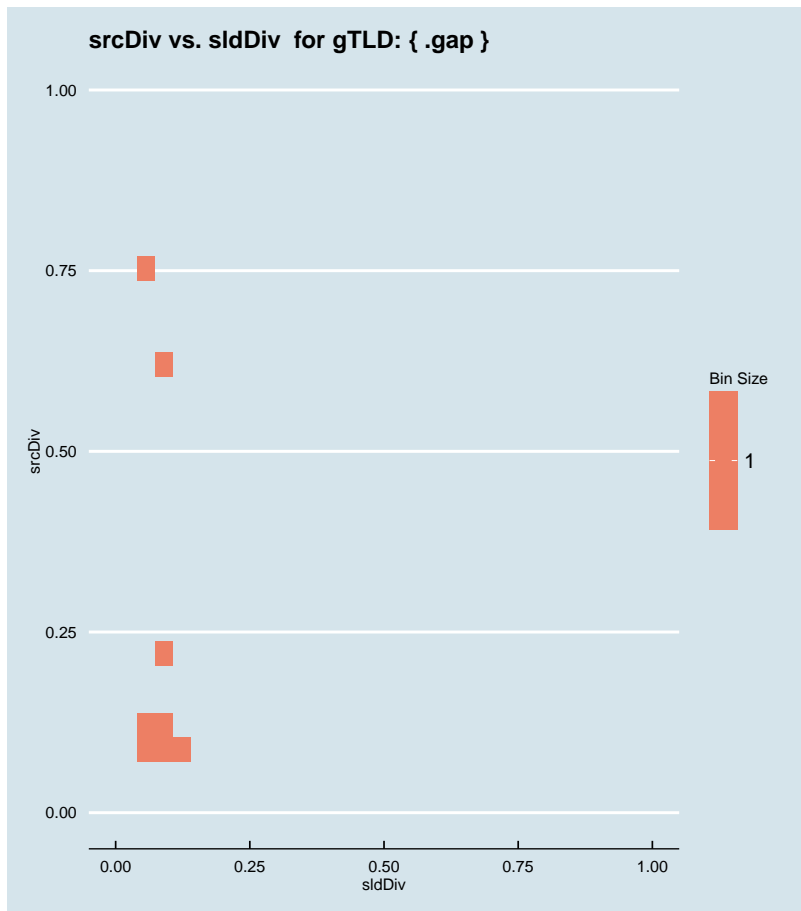


Figure 2.664: Binned scatter-plot of srcDiv and sldDiv for gTLD: { .gap }.

### :: 2.462 Representative SLDs for gTLD: { .garden }

In this section, we collect representative SLDs related to gTLD: 'garden'. We found 11 unique SLDs after filtering. A total of 45296 records were considered representative and they are 71.106% of the gTLD dump. Since the total number of records for this gTLD is 45296, there are 0 non-representative records (NRep). In addition, this set comprises  $1.86E-5$  of the entire data-set. Table 2.333 shows the corresponding SLDs ordered by the level of importance. Figure 2.665 shows the record count (PPM) for each representative SLD. Figure 2.666 shows the binned scatter-plot of srcDiv and sldDiv.

► { .garden }  
 Total SLDs: 11  
 a-sldDiv: 71.106%  
 a-oR: 0.002%  
 NRep: 0



Individual SLD descriptors for gTLD: {garden}										
SLD	count	sldDiv	$\phi$ -sldDiv	ipcount	srcDiv	$\phi$ -srcDiv	oR	a-srcDiv	a-oR	rem
INVALID	0.011	0.169	1.000	0.001	0.095	0.016	4.42E-6	0.169	4.42E-6	34515
INCATB	0.007	0.109	1.000	0.001	0.145	0.030	2.84E-6	0.278	7.26E-6	27574
INCATF	0.006	0.091	1.000	4.62E-4	0.080	0.012	2.38E-6	0.369	9.64E-6	21769
RANDOM10	0.006	0.089	1.000	6.13E-4	0.108	0.019	2.33E-6	0.459	1.2E-5	16074
RANDOM13	0.005	0.072	1.000	6.05E-4	0.133	0.025	1.87E-6	0.530	1.38E-5	11515
wpad	0.003	0.042	1.000	7.12E-4	0.269	0.068	1.09E-6	0.572	1.49E-5	8867
royal	0.002	0.037	1.000	3.8E-5	0.016	0.001	9.62E-7	0.609	1.59E-5	6520
isatap	0.002	0.032	1.000	7.4E-4	0.360	0.100	8.42E-7	0.641	1.67E-5	4466
flower	0.002	0.025	0.999	3.8E-5	0.024	0.002	6.62E-7	0.666	1.74E-5	2850
INCATC	0.002	0.025	0.999	3.75E-4	0.238	0.056	6.46E-7	0.691	1.8E-5	1274
plaza	0.001	0.020	0.999	5.4E-5	0.042	0.005	5.22E-7	0.711	1.86E-5	0

Table 2.333: Top 11 most significant SLDs for gTLD 'garden'. The SLD list holds 71.106% of the entries found in the gTLD and 1.86E-5 of the total number of entries for the entire experiment. **count** represents the number of records found for the SLD (in parts per million). **sldDiv** is the raw count divided by the number of records of this gTLD dump file. **oR** is the ratio of raw count to the total number of records of the experiment.  $\phi$ -**sldDiv** represents the  $\phi$  percentile of sldDiv on the entire data-set. **a-srcDiv** is the cumulative srcDiv variable. **a-oR** is the cumulative oR.

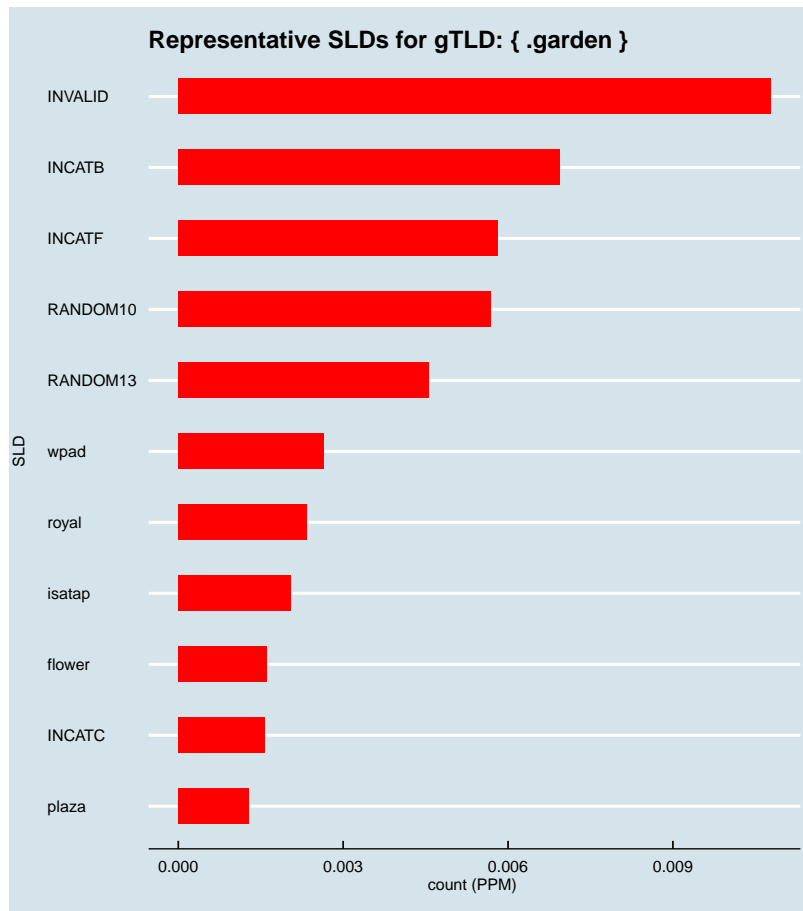


Figure 2.665: Representative SLDs for gTLD: { .garden}. The *x* axis displays number of times (in parts per million) the corresponding SLD (*y* axis) was found in the gTLD.

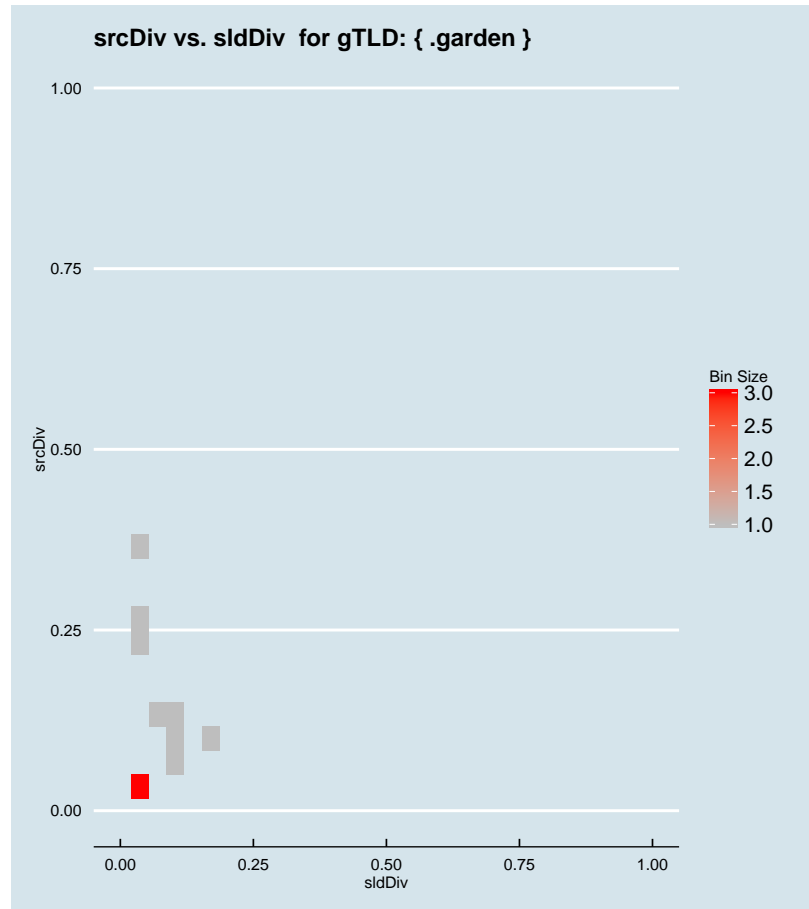


Figure 2.666: Binned scatter-plot of srcDiv and sldDiv for gTLD: {.garden}.

### :: 2.463 Representative SLDs for gTLD: {.garnier}

In this section, we collect representative SLDs related to gTLD: 'garnier'. We found 0 unique SLDs after filtering. A total of 0 records were considered representative and they are 0.000% of the gTLD dump. Since the total number of records for this gTLD is 0, there are 0 non-representative records (NRep). In addition, this set comprises 0E0 of the entire data-set.

► {.garnier}  
Total SLDs: 0  
a-sldDiv: 0.000%  
a-oR: 0.000%  
NRep: 0

### :: 2.464 Representative SLDs for gTLD: {.gay}

In this section, we collect representative SLDs related to gTLD: 'gay'. We found 6

► {.gay}  
Total SLDs: 6  
a-sldDiv: 57.450%  
a-oR: 0.001%  
NRep: 0

unique SLDs after filtering. A total of 22520 records were considered representative and they are 57.450% of the gTLD dump. Since the total number of records for this gTLD is 22520, there are 0 non-representative records (NRep). In addition, this set comprises  $9.23E-6$  of the entire data-set. Table 2.334 shows the corresponding SLDs ordered by the level of importance. Figure 2.667 shows the record count (PPM) for each representative SLD. Figure 2.668 shows the binned scatter-plot of srcDiv and sldDiv.

Individual SLD descriptors for gTLD: {gay}										
SLD	count	sldDiv	$\phi$ -sldDiv	ipcount	srcDiv	$\phi$ -srcDiv	oR	a-srcDiv	a-oR	rem
INCATC	0.005	0.119	1.000	0.002	0.400	0.107	$1.92E-6$	0.119	$1.92E-6$	17840
INVALID	0.005	0.115	1.000	$4.43E-4$	0.098	0.016	$1.85E-6$	0.235	$3.77E-6$	13316
INCATE	0.004	0.105	1.000	0.003	0.637	0.206	$1.69E-6$	0.340	$5.46E-6$	9187
SHORTSLD	0.004	0.096	1.000	0.002	0.509	0.177	$1.54E-6$	0.436	$7E-6$	5432
INCATB	0.003	0.082	1.000	0.002	0.533	0.180	$1.31E-6$	0.518	$8.32E-6$	2226
RANDOM13	0.002	0.057	1.000	$5.12E-4$	0.230	0.054	$9.12E-7$	0.575	$9.23E-6$	0

Table 2.334: Top 6 most significant SLDs for gTLD 'gay'. The SLD list holds 57.450% of the entries found in the gTLD and  $9.23E-6$  of the total number of entries for the entire experiment. **count** represents the number of records found for the SLD (in parts per million). **sldDiv** is the raw count divided by the number of records of this gTLD dump file. **oR** is the ratio of raw count to the total number of records of the experiment.  **$\phi$ -sldDiv** represents the  $\phi$  percentile of sldDiv on the entire data-set. **a-srcDiv** is the cumulative srcDiv variable. **a-oR** is the cumulative oR.

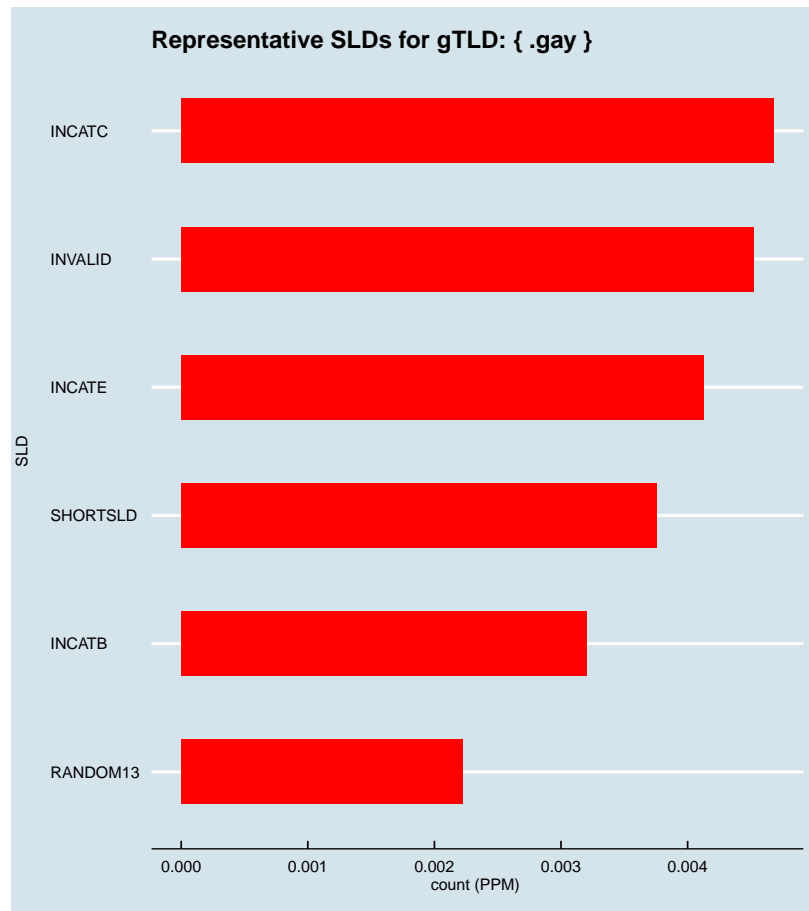


Figure 2.667: Representative SLDs for gTLD: { .gay }. The  $x$  axis displays number of times (in parts per million) the corresponding SLD ( $y$  axis) was found in the gTLD.

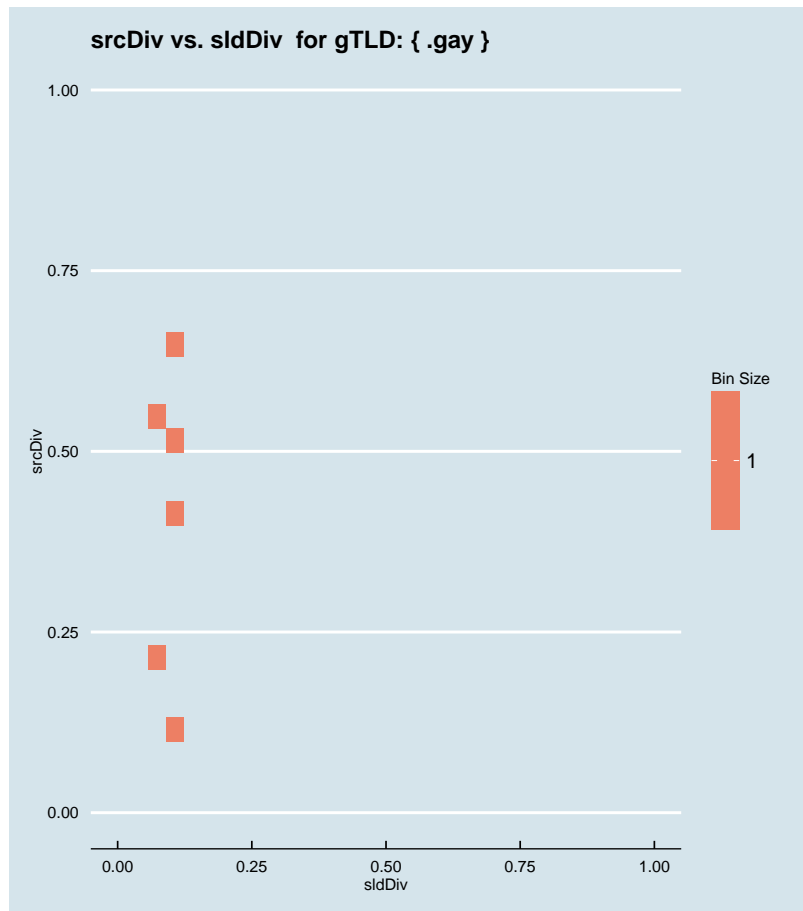


Figure 2.668: Binned scatter-plot of srcDiv and sldDiv for gTLD: { .gay }.

⚡ 2.465 Representative SLDs for gTLD: { .gbiz }

In this section, we collect representative SLDs related to gTLD: 'gbiz'. We found 0 unique SLDs after filtering. A total of 0 records were considered representative and they are 0.000% of the gTLD dump. Since the total number of records for this gTLD is 0, there are 0 non-representative records (NRep). In addition, this set comprises 0E0 of the entire data-set.

► { .gbiz }  
 Total SLDs: 0  
 a-sldDiv: 0.000%  
 a-oR: 0.000%  
 NRep: 0

⚡ 2.466 Representative SLDs for gTLD: { .gcc }

In this section, we collect representative SLDs related to gTLD: 'gcc'. We found 8

► { .gcc }  
 Total SLDs: 8  
 a-sldDiv: 75.001%  
 a-oR: 0.001%  
 NRep: 0

unique SLDs after filtering. A total of 29197 records were considered representative and they are 75.001% of the gTLD dump. Since the total number of records for this gTLD is 29197, there are 0 non-representative records (NRep). In addition, this set comprises  $1.2E-5$  of the entire data-set. Table 2.335 shows the corresponding SLDs ordered by the level of importance. Figure 2.669 shows the record count (PPM) for each representative SLD. Figure 2.670 shows the binned scatter-plot of srcDiv and sldDiv.

Individual SLD descriptors for gTLD: {gcc}										
SLD	count	sldDiv	$\phi$ -sldDiv	ipcount	srcDiv	$\phi$ -srcDiv	oR	a-srcDiv	a-oR	rem
INCATF	0.008	0.212	1.000	$9.68E-4$	0.117	0.021	$3.38E-6$	0.212	$3.38E-6$	20952
kryptos	0.007	0.167	1.000	0.001	0.155	0.032	$2.67E-6$	0.379	$6.05E-6$	14439
RANDOM13	0.004	0.115	1.000	$3.22E-4$	0.072	0.011	$1.83E-6$	0.494	$7.88E-6$	9972
INCATB	0.003	0.069	1.000	$3.46E-4$	0.129	0.025	$1.1E-6$	0.563	$8.98E-6$	7285
INVALID	0.002	0.062	1.000	$3.8E-4$	0.157	0.032	$9.92E-7$	0.625	$9.97E-6$	4865
RANDOM10	0.002	0.050	1.000	$1.88E-4$	0.096	0.016	$8.02E-7$	0.675	$1.08E-5$	2907
dhcp	0.002	0.044	1.000	$5.1E-5$	0.030	0.003	$7.05E-7$	0.720	$1.15E-5$	1187
wpad	0.001	0.030	1.000	$3.55E-4$	0.299	0.076	$4.86E-7$	0.750	$1.2E-5$	0

Table 2.335: Top 8 most significant SLDs for gTLD 'gcc'. The SLD list holds 75.001% of the entries found in the gTLD and  $1.2E-5$  of the total number of entries for the entire experiment. **count** represents the number of records found for the SLD (in parts per million). **sldDiv** is the raw count divided by the number of records of this gTLD dump file. **oR** is the ratio of raw count to the total number of records of the experiment.  **$\phi$ -sldDiv** represents the  $\phi$  percentile of sldDiv on the entire data-set. **a-srcDiv** is the cumulative srcDiv variable. **a-oR** is the cumulative oR.

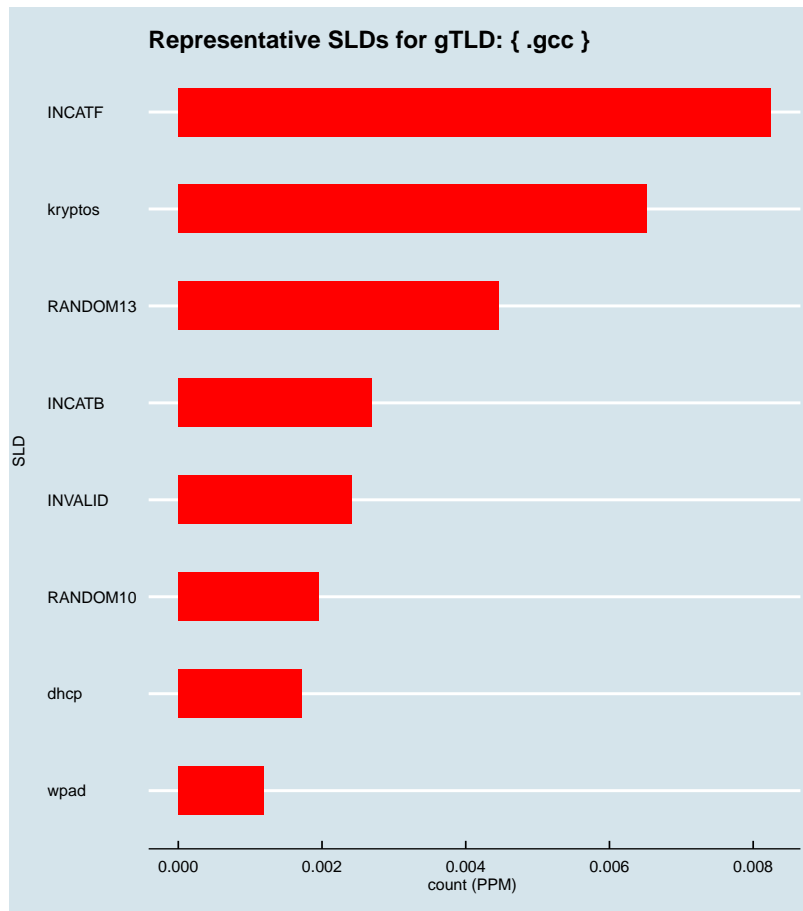


Figure 2.669: Representative SLDs for gTLD: { .gcc }. The x axis displays number of times (in parts per million) the corresponding SLD (y axis) was found in the gTLD.



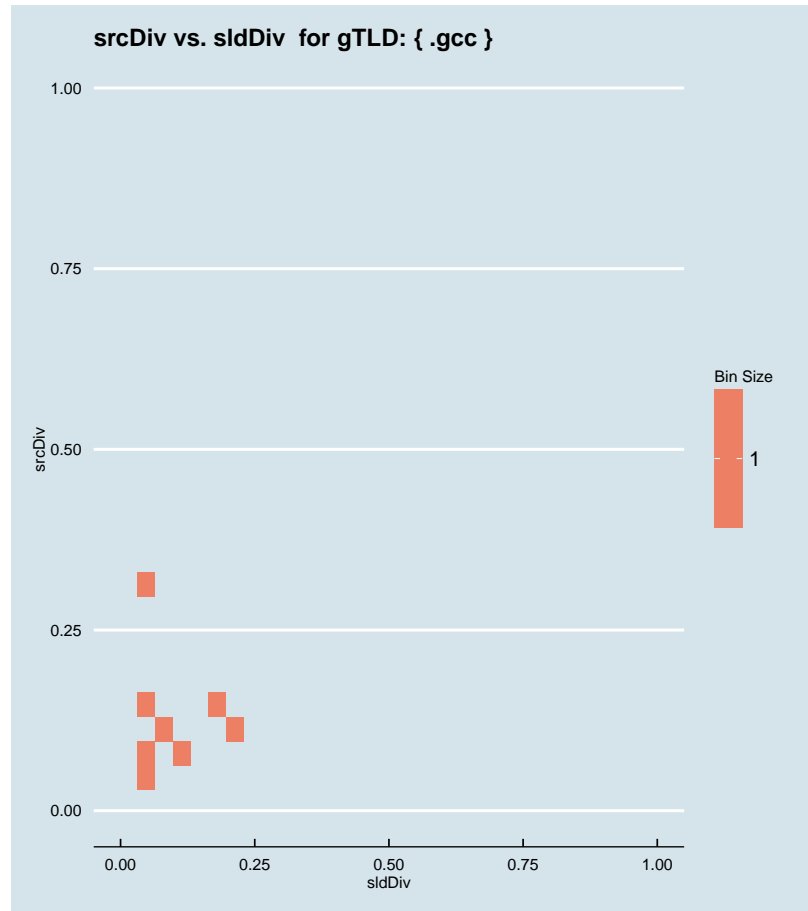


Figure 2.670: Binned scatter-plot of srcDiv and sldDiv for gTLD: { .gcc }.

### :: 2.467 Representative SLDs for gTLD: { .gdn }

In this section, we collect representative SLDs related to gTLD: 'gdn'. We found 1 unique SLDs after filtering. A total of 2511 records were considered representative and they are 40.697% of the gTLD dump. Since the total number of records for this gTLD is 2511, there are 0 non-representative records (NRep). In addition, this set comprises 1.03E-6 of the entire data-set. Table 2.336 shows the corresponding SLDs ordered by the level of importance. Figure 2.671 shows the record count (PPM) for each representative SLD. Figure 2.672 shows the binned scatter-plot of srcDiv and sldDiv.

► { .gdn }  
Total SLDs: 1  
a-sldDiv: 40.697%  
a-oR: 0.000%  
NRep: 0



Individual SLD descriptors for gTLD: {gdn}										
SLD	count	sldDiv	$\phi$ -sldDiv	ipcount	srcDiv	$\phi$ -srcDiv	oR	a-srcDiv	a-oR	rem
INCATC	0.003	0.407	1.000	4.15E-4	0.165	0.034	1.03E-6	0.407	1.03E-6	0

Table 2.336: Top 1 most significant SLDs for gTLD 'gdn'. The SLD list holds 40.697% of the entries found in the gTLD and 1.03E-6 of the total number of entries for the entire experiment. **count** represents the number of records found for the SLD (in parts per million). **sldDiv** is the raw count divided by the number of records of this gTLD dump file. **oR** is the ratio of raw count to the total number of records of the experiment.  **$\phi$ -sldDiv** represents the  $\phi$  percentile of sldDiv on the entire data-set. **a-srcDiv** is the cumulative srcDiv variable. **a-oR** is the cumulative oR.

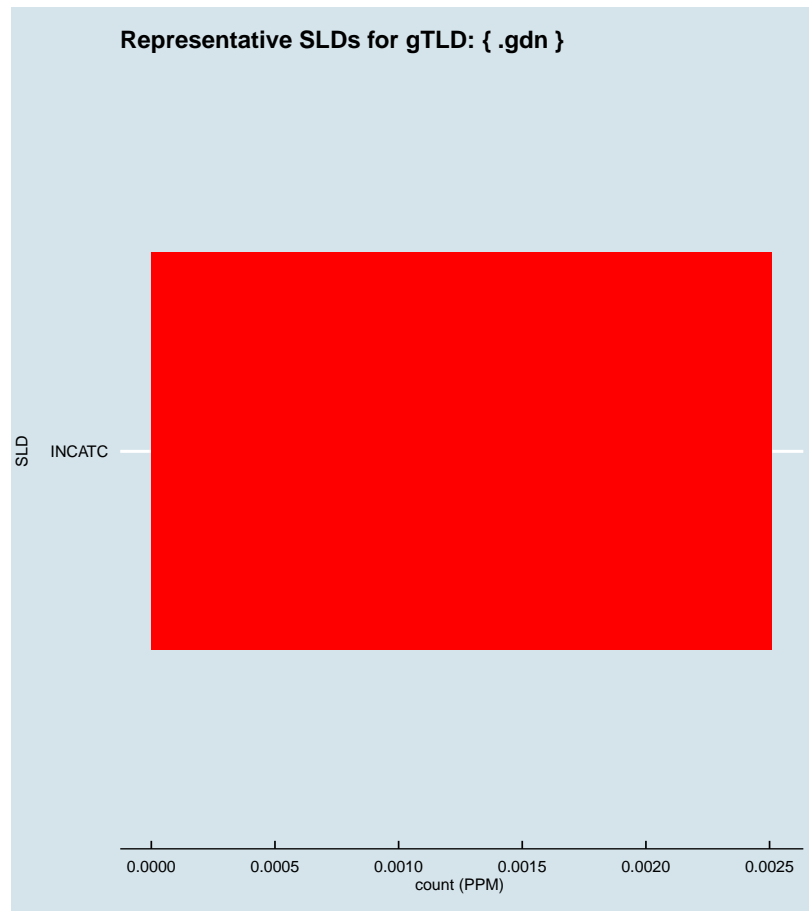


Figure 2.671: Representative SLDs for gTLD: { .gdn}. The  $x$  axis displays number of times (in parts per million) the corresponding SLD ( $y$  axis) was found in the gTLD.

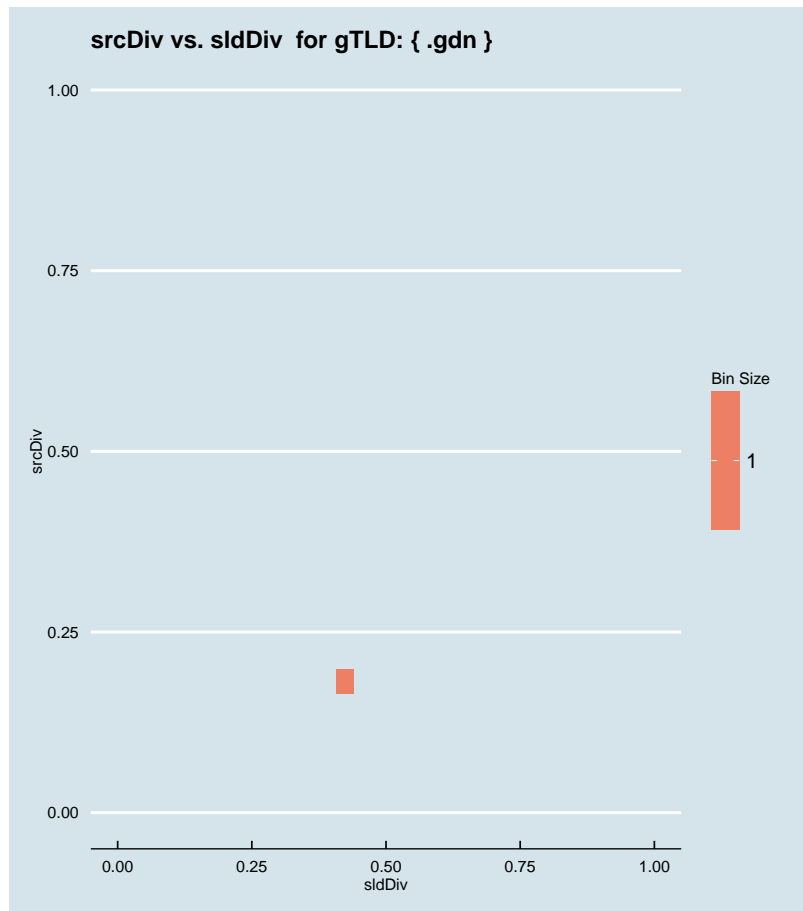


Figure 2.672: Binned scatter-plot of srcDiv and sldDiv for gTLD: { .gdn }.

### :: 2.468 Representative SLDs for gTLD: { .gea }

In this section, we collect representative SLDs related to gTLD: 'gea'. We found 9 unique SLDs after filtering. A total of 46811 records were considered representative and they are 84.992% of the gTLD dump. Since the total number of records for this gTLD is 46811, there are 0 non-representative records (NRep). In addition, this set comprises 1.92E-5 of the entire data-set. Table 2.337 shows the corresponding SLDs ordered by the level of importance. Figure 2.673 shows the record count (PPM) for each representative SLD. Figure 2.674 shows the binned scatter-plot of srcDiv and sldDiv.

► { .gea }  
 Total SLDs: 9  
 a-sldDiv: 84.992%  
 a-oR: 0.002%  
 NRep: 0

Individual SLD descriptors for gTLD: {gea}										
SLD	count	sldDiv	$\phi$ -sldDiv	ipcount	srcDiv	$\phi$ -srcDiv	oR	a-srcDiv	a-oR	rem
stodmo	0.026	0.478	1.000	1E-5	3.8E-4	4.63E-6	1.08E-5	0.478	1.08E-5	20496
RANDOM10	0.004	0.079	1.000	2.51E-4	0.057	0.007	1.79E-6	0.557	1.26E-5	16130
INCATD	0.004	0.068	1.000	1.5E-5	0.004	1.37E-4	1.54E-6	0.625	1.41E-5	12364
INVALID	0.004	0.068	1.000	2.21E-4	0.059	0.008	1.52E-6	0.693	1.56E-5	8644
RANDOM13	0.003	0.048	1.000	4.3E-4	0.163	0.034	1.08E-6	0.741	1.67E-5	6003
isatap	0.002	0.033	1.000	2.08E-4	0.114	0.021	7.47E-7	0.774	1.75E-5	4181
wpad	0.002	0.031	1.000	2.3E-4	0.136	0.026	6.92E-7	0.805	1.82E-5	2492
INCATF	0.001	0.023	0.999	1.28E-4	0.099	0.016	5.28E-7	0.828	1.87E-5	1204
INCATB	0.001	0.022	0.999	2.15E-4	0.179	0.039	4.93E-7	0.850	1.92E-5	0

Table 2.337: Top 9 most significant SLDs for gTLD 'gea'. The SLD list holds 84.992% of the entries found in the gTLD and 1.92E-5 of the total number of entries for the entire experiment. **count** represents the number of records found for the SLD (in parts per million). **sldDiv** is the raw count divided by the number of records of this gTLD dump file. **oR** is the ratio of raw count to the total number of records of the experiment.  **$\phi$ -sldDiv** represents the  $\phi$  percentile of sldDiv on the entire data-set. **a-srcDiv** is the cumulative srcDiv variable. **a-oR** is the cumulative oR.

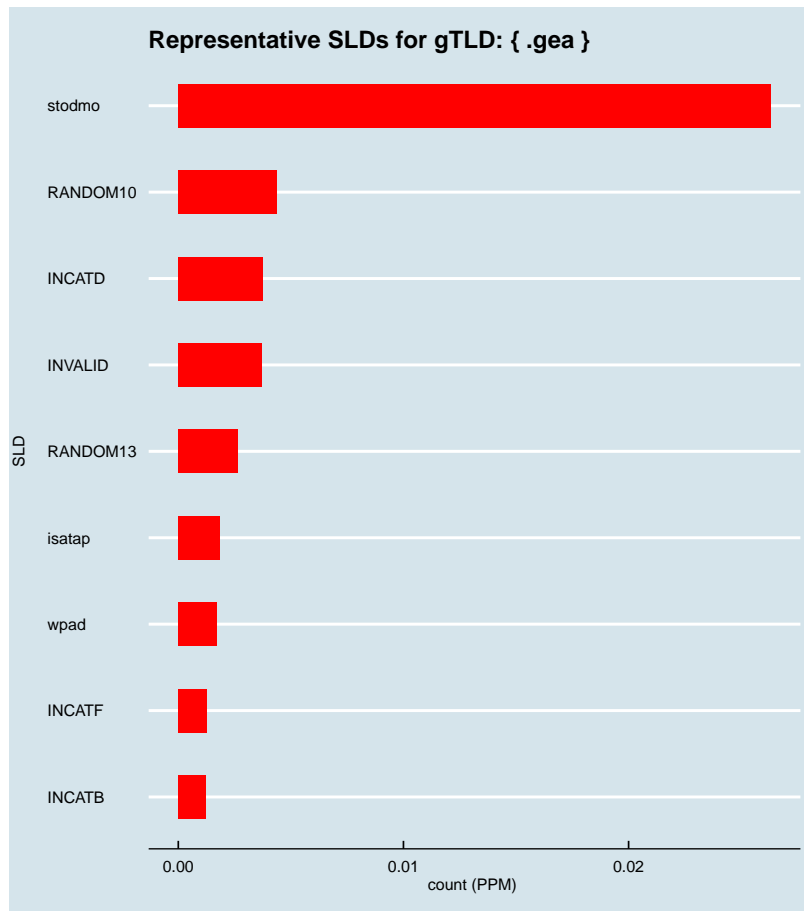


Figure 2.673: Representative SLDs for gTLD: { .gea }. The x axis displays number of times (in parts per million) the corresponding SLD (y axis) was found in the gTLD.

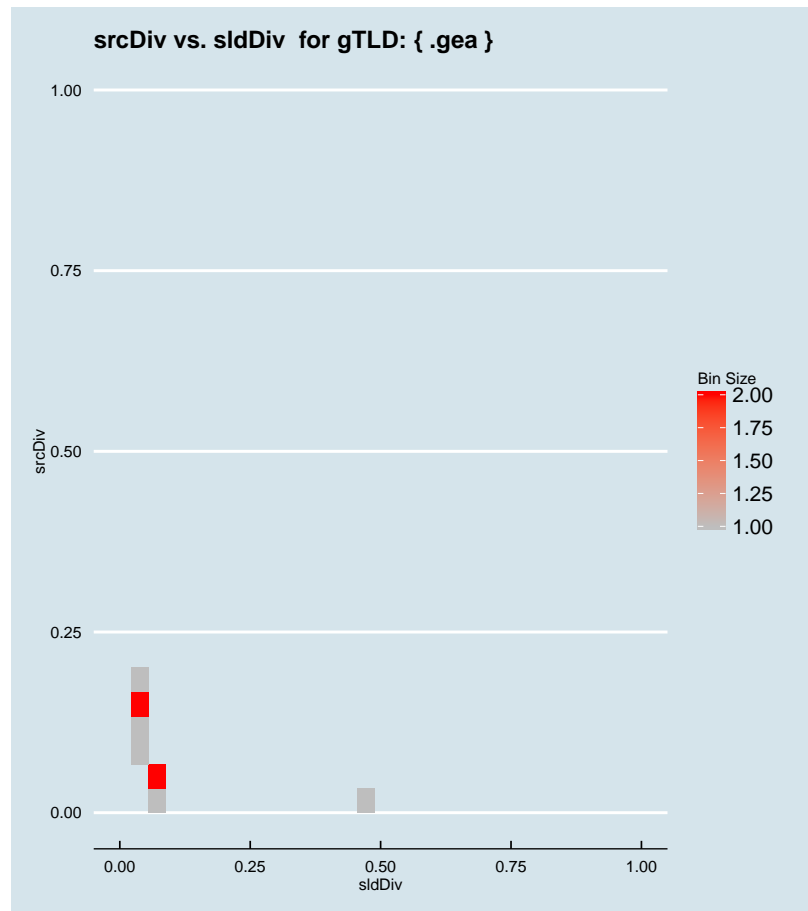


Figure 2.674: Binned scatter-plot of srcDiv and sldDiv for gTLD: { .gea }.

### :: 2.469 Representative SLDs for gTLD: { .gecompany }

In this section, we collect representative SLDs related to gTLD: 'gecompany'. We found 0 unique SLDs after filtering. A total of 0 records were considered representative and they are 0.000% of the gTLD dump. Since the total number of records for this gTLD is 0, there are 0 non-representative records (NRep). In addition, this set comprises 0E0 of the entire data-set.

► { .gecompany }  
Total SLDs: 0  
a-sldDiv: 0.000%  
a-oR: 0.000%  
NRep: 0

### :: 2.470 Representative SLDs for gTLD: { .ged }

In this section, we collect representative SLDs related to gTLD: 'ged'. We found 2

► { .ged }  
Total SLDs: 2  
a-sldDiv: 49.564%  
a-oR: 0.000%  
NRep: 0

unique SLDs after filtering. A total of 6600 records were considered representative and they are 49.564% of the gTLD dump. Since the total number of records for this gTLD is 6600, there are 0 non-representative records (NRep). In addition, this set comprises  $2.7E-6$  of the entire data-set. Table 2.338 shows the corresponding SLDs ordered by the level of importance. Figure 2.675 shows the record count (PPM) for each representative SLD. Figure 2.676 shows the binned scatter-plot of srcDiv and sldDiv.

Individual SLD descriptors for gTLD: {ged}										
SLD	count	sldDiv	$\phi$ -sldDiv	ipcount	srcDiv	$\phi$ -srcDiv	oR	a-srcDiv	a-oR	rem
RANDOM10	0.004	0.332	1.000	$3.49E-4$	0.079	0.012	$1.81E-6$	0.332	$1.81E-6$	2182
INCATF	0.002	0.164	1.000	$2.19E-4$	0.100	0.017	$8.94E-7$	0.496	$2.7E-6$	0

Table 2.338: Top 2 most significant SLDs for gTLD 'ged'. The SLD list holds 49.564% of the entries found in the gTLD and  $2.7E-6$  of the total number of entries for the entire experiment. **count** represents the number of records found for the SLD (in parts per million). **sldDiv** is the raw count divided by the number of records of this gTLD dump file. **oR** is the ratio of raw count to the total number of records of the experiment.  **$\phi$ -sldDiv** represents the  $\phi$  percentile of sldDiv on the entire data-set. **a-srcDiv** is the cumulative srcDiv variable. **a-oR** is the cumulative oR.



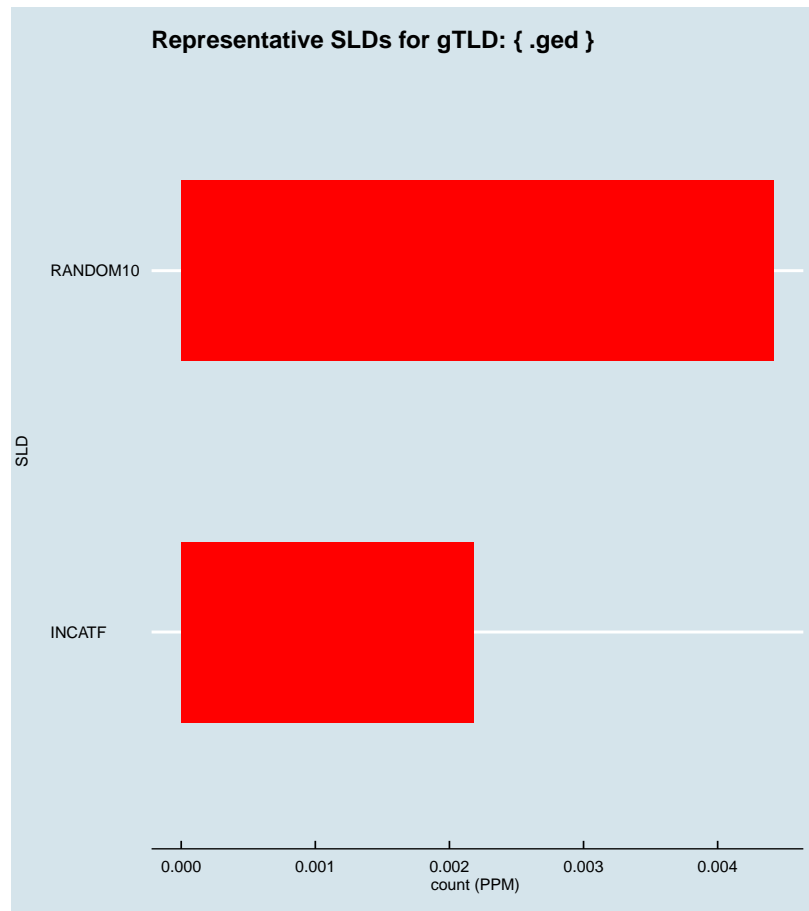


Figure 2.675: Representative SLDs for gTLD: { .ged }. The  $x$  axis displays number of times (in parts per million) the corresponding SLD ( $y$  axis) was found in the gTLD.

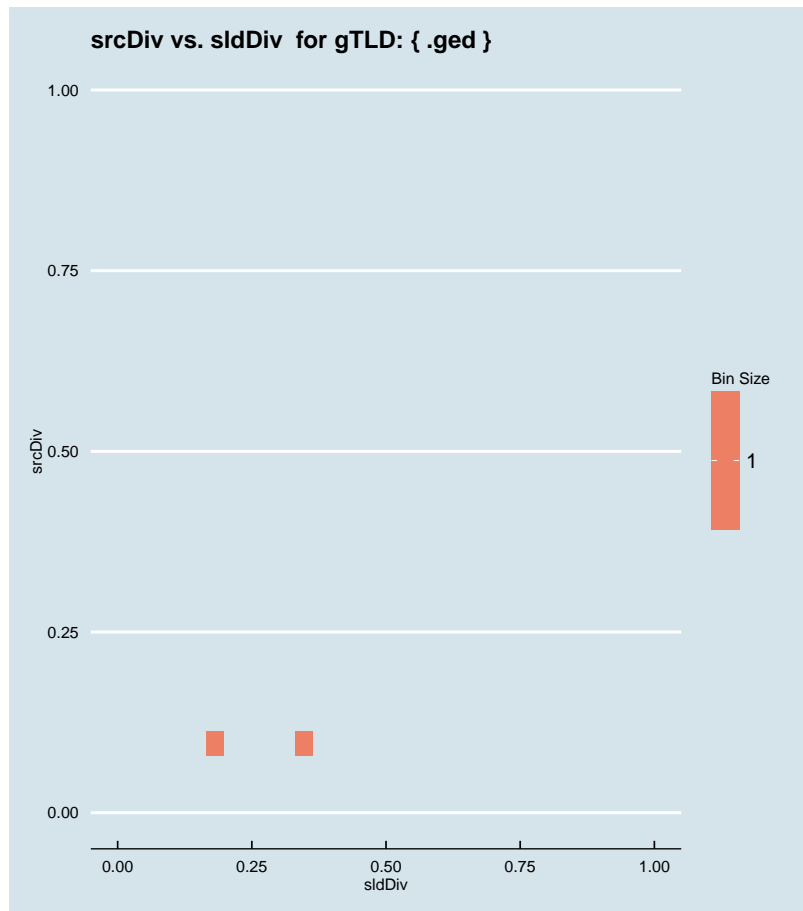


Figure 2.676: Binned scatter-plot of srcDiv and sldDiv for gTLD: { .ged }.

### :: 2.471 Representative SLDs for gTLD: { .gent }

In this section, we collect representative SLDs related to gTLD: 'gent'. We found 4 unique SLDs after filtering. A total of 11527 records were considered representative and they are 42.805% of the gTLD dump. Since the total number of records for this gTLD is 11527, there are 0 non-representative records (NRep). In addition, this set comprises  $4.72E-6$  of the entire data-set. Table 2.339 shows the corresponding SLDs ordered by the level of importance. Figure 2.677 shows the record count (PPM) for each representative SLD. Figure 2.678 shows the binned scatter-plot of srcDiv and sldDiv.

► { .gent }  
 Total SLDs: 4  
 a-sldDiv: 42.805%  
 a-oR: 0.000%  
 NRep: 0

Individual SLD descriptors for gTLD: {gent}										
SLD	count	sldDiv	$\phi$ -sldDiv	ipcount	srcDiv	$\phi$ -srcDiv	oR	a-srcDiv	a-oR	rem
INCATB	0.008	0.285	1.000	1.82E-4	0.024	0.002	3.15E-6	0.285	3.15E-6	3851
gent4	0.001	0.050	1.000	3.8E-5	0.028	0.002	5.56E-7	0.335	3.7E-6	2495
INCATF	0.001	0.049	1.000	5.8E-5	0.044	0.005	5.36E-7	0.384	4.24E-6	1186
dgg	0.001	0.044	1.000	1.1E-5	0.009	4.49E-4	4.86E-7	0.428	4.72E-6	0

Table 2.339: Top 4 most significant SLDs for gTLD 'gent'. The SLD list holds 42.805% of the entries found in the gTLD and 4.72E-6 of the total number of entries for the entire experiment. **count** represents the number of records found for the SLD (in parts per million). **sldDiv** is the raw count divided by the number of records of this gTLD dump file. **oR** is the ratio of raw count to the total number of records of the experiment.  **$\phi$ -sldDiv** represents the  $\phi$  percentile of sldDiv on the entire data-set. **a-srcDiv** is the cumulative srcDiv variable. **a-oR** is the cumulative oR.

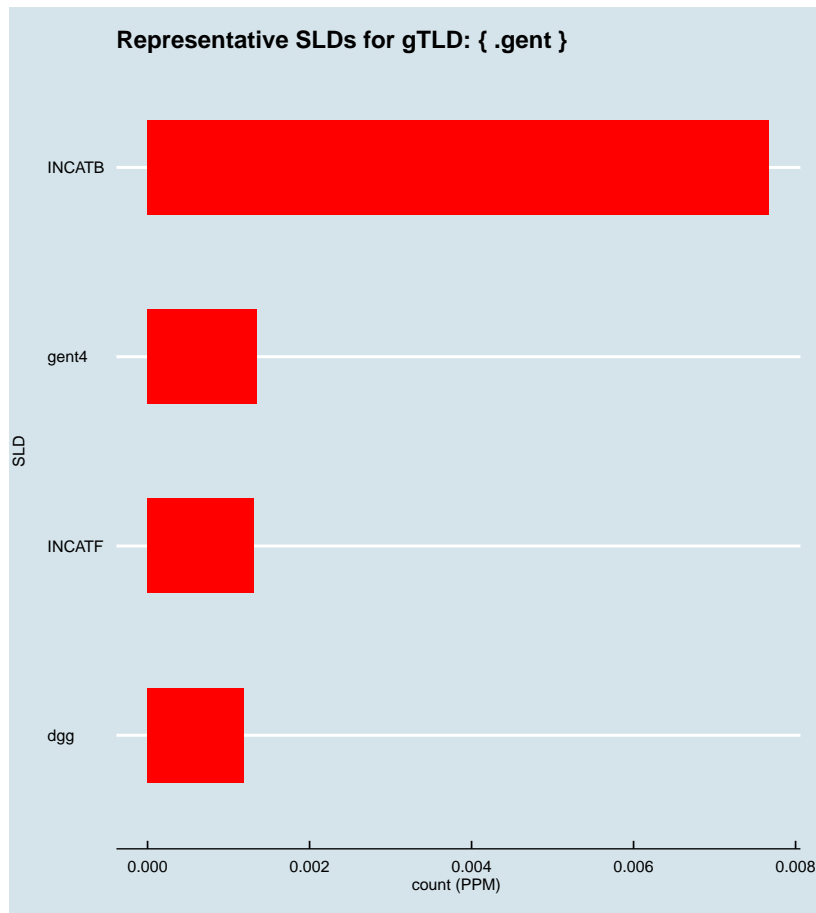


Figure 2.677: Representative SLDs for gTLD: { .gent }. The *x* axis displays number of times (in parts per million) the corresponding SLD (*y* axis) was found in the gTLD.

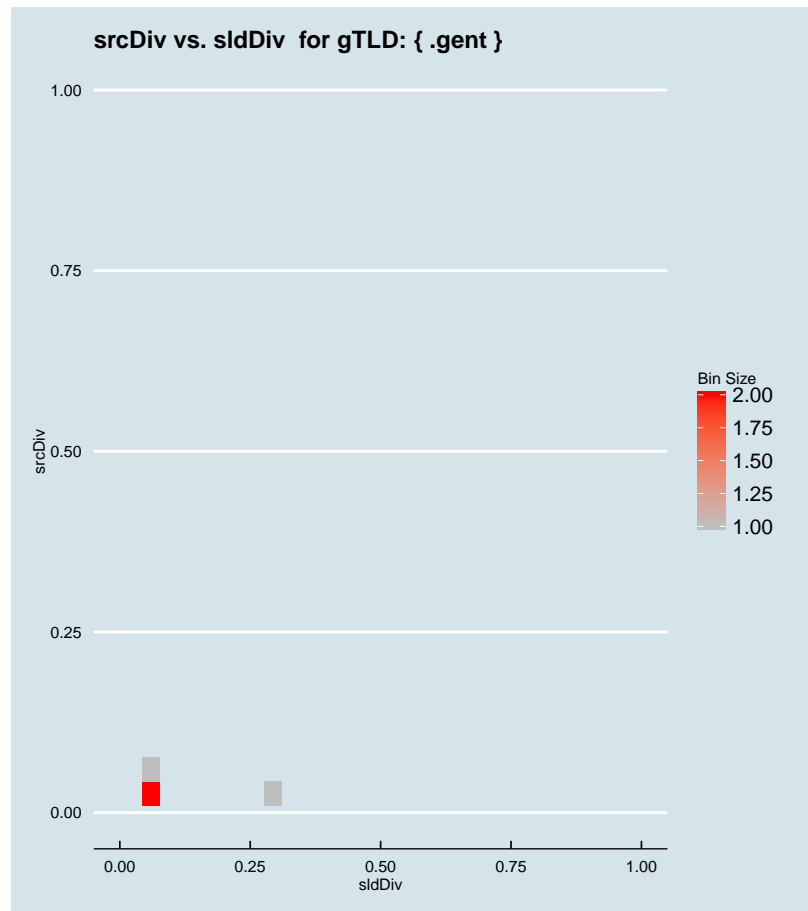


Figure 2.678: Binned scatter-plot of srcDiv and sldDiv for gTLD: { .gent }.

### :: 2.472 Representative SLDs for gTLD: { .genting }

In this section, we collect representative SLDs related to gTLD: 'genting'. We found 1 unique SLDs after filtering. A total of 1584 records were considered representative and they are 68.246% of the gTLD dump. Since the total number of records for this gTLD is 1584, there are 0 non-representative records (NRep). In addition, this set comprises  $6.49E-7$  of the entire data-set. Table 2.340 shows the corresponding SLDs ordered by the level of importance. Figure 2.679 shows the record count (PPM) for each representative SLD. Figure 2.680 shows the binned scatter-plot of srcDiv and sldDiv.

► { .genting }  
Total SLDs: 1  
a-sldDiv: 68.246%  
a-oR: 0.000%  
NRep: 0



Individual SLD descriptors for gTLD: {gending}										
SLD	count	sldDiv	$\phi$ -sldDiv	ipcount	srcDiv	$\phi$ -srcDiv	oR	a-srcDiv	a-oR	rem
RANDOM10	0.002	0.682	1.000	1.4E-5	0.009	4.2E-4	6.49E-7	0.682	6.49E-7	0

Table 2.340: Top 1 most significant SLDs for gTLD 'gending'. The SLD list holds 68.246% of the entries found in the gTLD and 6.49E-7 of the total number of entries for the entire experiment. **count** represents the number of records found for the SLD (in parts per million). **sldDiv** is the raw count divided by the number of records of this gTLD dump file. **oR** is the ratio of raw count to the total number of records of the experiment.  $\phi$ -**sldDiv** represents the  $\phi$  percentile of sldDiv on the entire data-set. **a-srcDiv** is the cumulative srcDiv variable. **a-oR** is the cumulative oR.

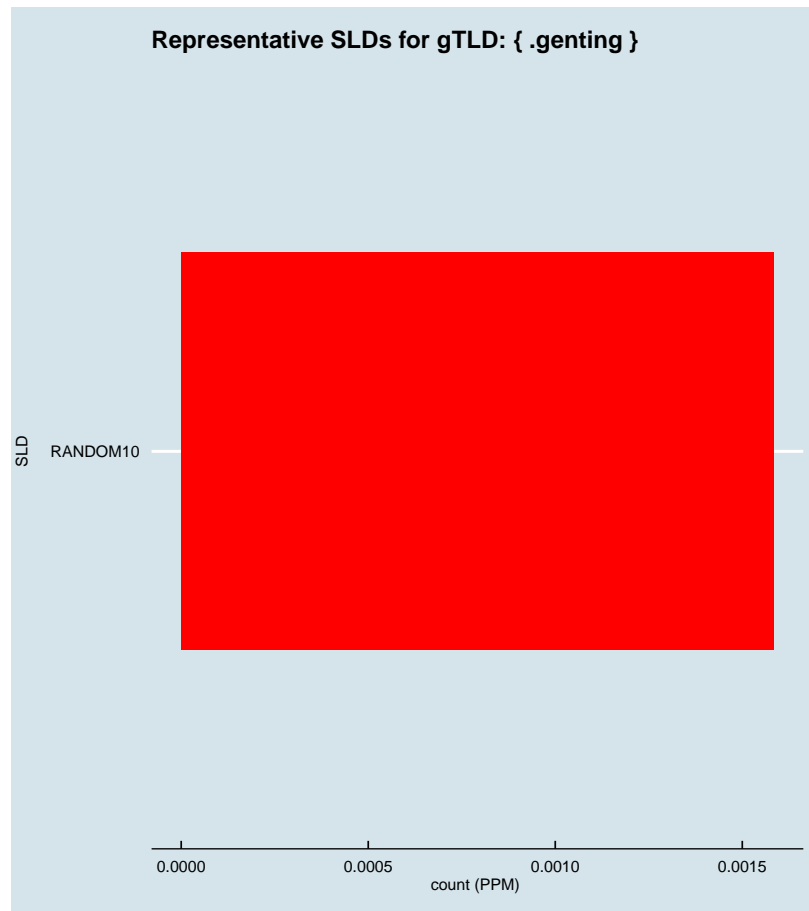


Figure 2.679: Representative SLDs for gTLD: { .genting}. The  $x$  axis displays number of times (in parts per million) the corresponding SLD ( $y$  axis) was found in the gTLD.

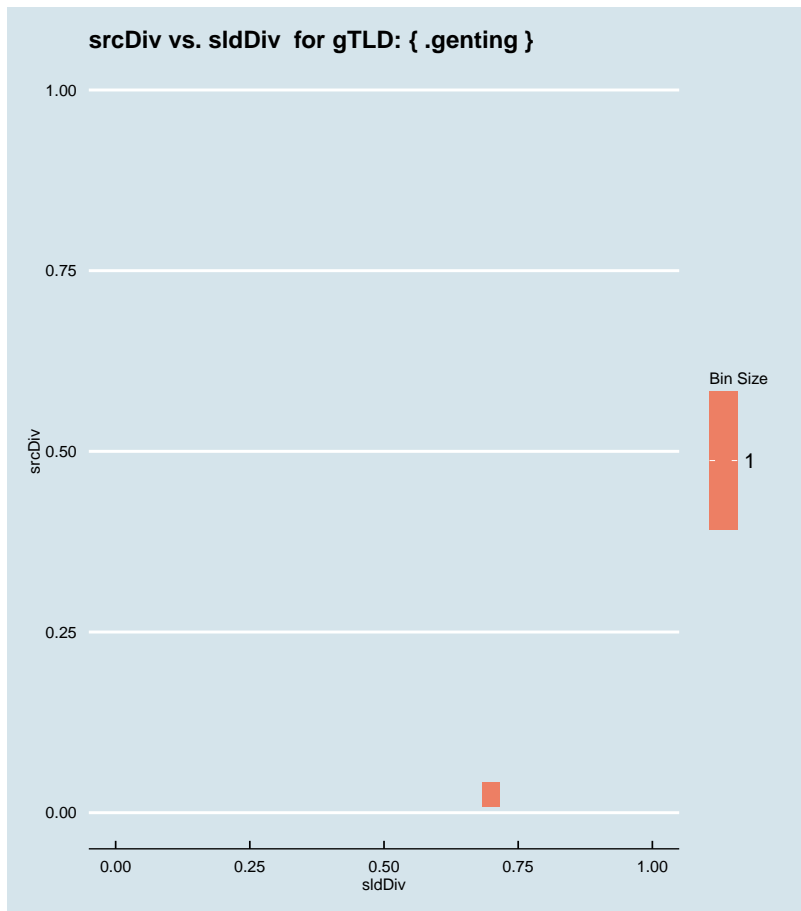


Figure 2.680: Binned scatter-plot of srcDiv and sldDiv for gTLD: { .gencing }.

### :: 2.473 Representative SLDs for gTLD: { .george }

In this section, we collect representative SLDs related to gTLD: 'george'. We found 7 unique SLDs after filtering. A total of 77291 records were considered representative and they are 77.903% of the gTLD dump. Since the total number of records for this gTLD is 77291, there are 0 non-representative records (NRep). In addition, this set comprises  $3.17E-5$  of the entire data-set. Table 2.341 shows the corresponding SLDs ordered by the level of importance. Figure 2.681 shows the record count (PPM) for each representative SLD. Figure 2.682 shows the binned scatter-plot of srcDiv and sldDiv.

► { .george }  
 Total SLDs: 7  
 a-sldDiv: 77.903%  
 a-oR: 0.003%  
 NRep: 0



Individual SLD descriptors for gTLD: {george}										
SLD	count	sldDiv	$\phi$ -sldDiv	ipcount	srcDiv	$\phi$ -srcDiv	oR	a-srcDiv	a-oR	rem
RANDOM10	0.020	0.198	1.000	0.001	0.072	0.011	8.03E-6	0.198	8.03E-6	57690
INVALID	0.019	0.191	1.000	0.001	0.069	0.010	7.78E-6	0.389	1.58E-5	38704
INCATB	0.016	0.158	1.000	0.002	0.101	0.017	6.41E-6	0.547	2.22E-5	23051
wpad	0.008	0.085	1.000	0.002	0.222	0.051	3.44E-6	0.631	2.57E-5	14645
isatap	0.007	0.069	1.000	0.002	0.236	0.056	2.81E-6	0.700	2.85E-5	7793
INCATC	0.004	0.044	1.000	0.001	0.266	0.067	1.78E-6	0.744	3.03E-5	3446
RANDOM13	0.003	0.035	1.000	6.61E-4	0.192	0.042	1.41E-6	0.779	3.17E-5	0

Table 2.341: Top 7 most significant SLDs for gTLD 'george'. The SLD list holds 77.903% of the entries found in the gTLD and 3.17E-5 of the total number of entries for the entire experiment. **count** represents the number of records found for the SLD (in parts per million). **sldDiv** is the raw count divided by the number of records of this gTLD dump file. **oR** is the ratio of raw count to the total number of records of the experiment.  **$\phi$ -sldDiv** represents the  $\phi$  percentile of sldDiv on the entire data-set. **a-srcDiv** is the cumulative srcDiv variable. **a-oR** is the cumulative oR.

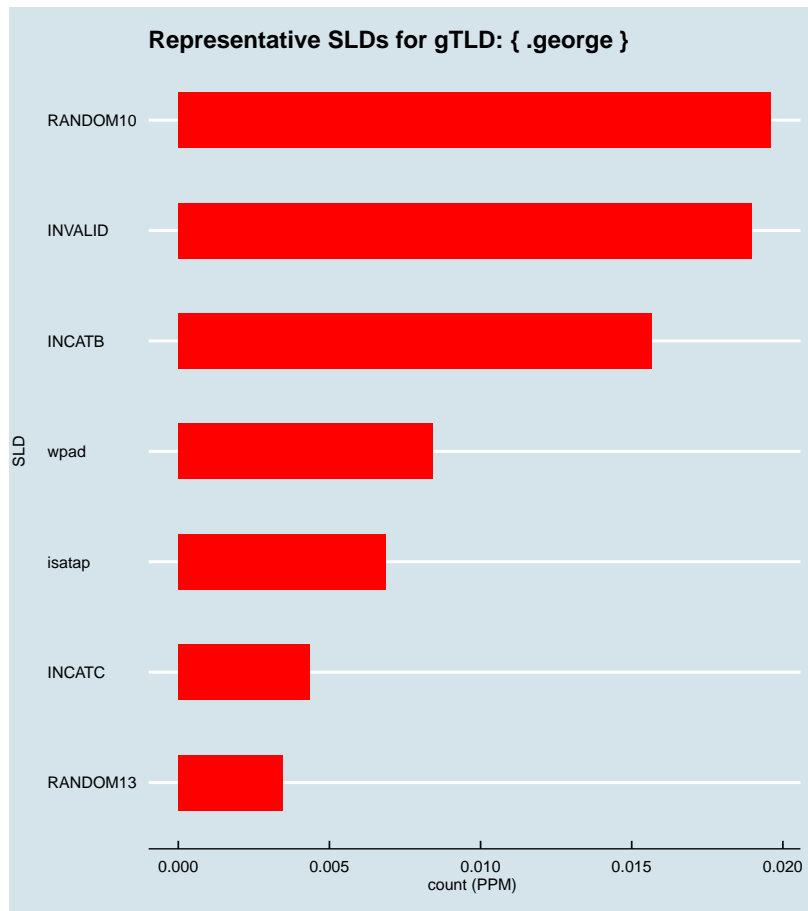


Figure 2.681: Representative SLDs for gTLD: { .george }. The *x* axis displays number of times (in parts per million) the corresponding SLD (*y* axis) was found in the gTLD.

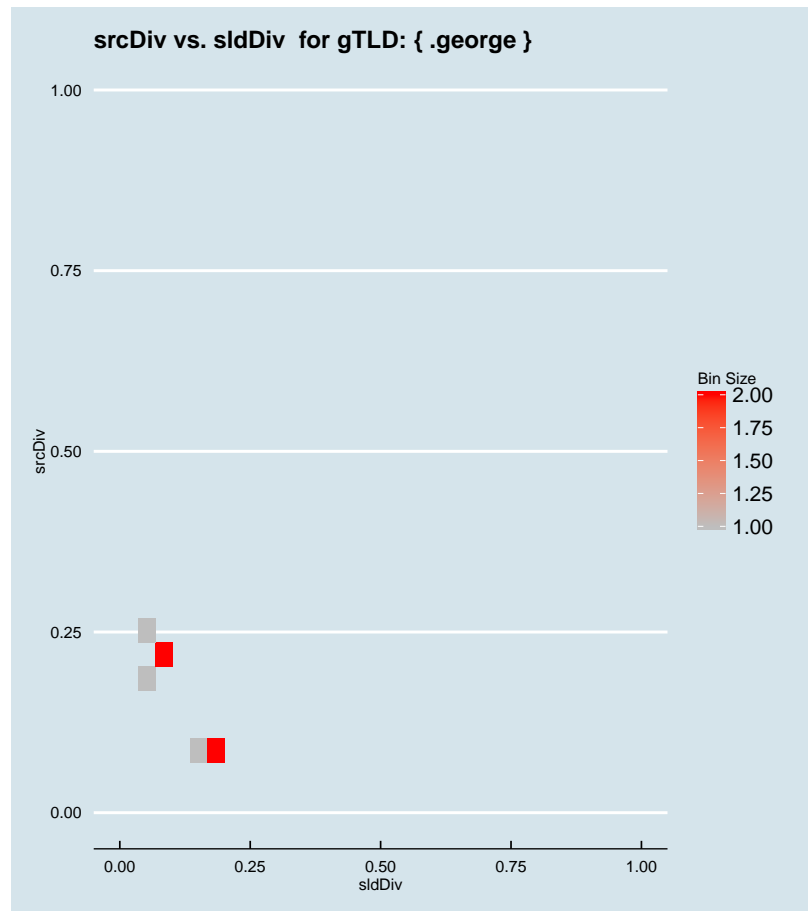


Figure 2.682: Binned scatter-plot of srcDiv and sldDiv for gTLD: { .george }.

### :: 2.474 Representative SLDs for gTLD: { .ggee }

In this section, we collect representative SLDs related to gTLD: 'ggee'. We found 0 unique SLDs after filtering. A total of 0 records were considered representative and they are 0.000% of the gTLD dump. Since the total number of records for this gTLD is 0, there are 0 non-representative records (NRep). In addition, this set comprises 0E0 of the entire data-set.

► { .ggee }  
Total SLDs: 0  
a-sldDiv: 0.000%  
a-oR: 0.000%  
NRep: 0

### :: 2.475 Representative SLDs for gTLD: { .gift }

In this section, we collect representative SLDs related to gTLD: 'gift'. We found 0

► { .gift }  
Total SLDs: 0  
a-sldDiv: 0.000%  
a-oR: 0.000%  
NRep: 0



unique SLDs after filtering. A total of 0 records were considered representative and they are 0.000% of the gTLD dump. Since the total number of records for this gTLD is 0, there are 0 non-representative records (NRep). In addition, this set comprises 0E0 of the entire data-set.

**:: 2.476 Representative SLDs for gTLD: {.gifts}**

In this section, we collect representative SLDs related to gTLD: 'gifts'. We found 0 unique SLDs after filtering. A total of 0 records were considered representative and they are 0.000% of the gTLD dump. Since the total number of records for this gTLD is 0, there are 0 non-representative records (NRep). In addition, this set comprises 0E0 of the entire data-set.

► {.gifts}  
 Total SLDs: 0  
 a-sldDiv: 0.000%  
 a-oR: 0.000%  
 NRep: 0

**:: 2.477 Representative SLDs for gTLD: {.gives}**

In this section, we collect representative SLDs related to gTLD: 'gives'. We found 0 unique SLDs after filtering. A total of 0 records were considered representative and they are 0.000% of the gTLD dump. Since the total number of records for this gTLD is 0, there are 0 non-representative records (NRep). In addition, this set comprises 0E0 of the entire data-set.

► {.gives}  
 Total SLDs: 0  
 a-sldDiv: 0.000%  
 a-oR: 0.000%  
 NRep: 0

**:: 2.478 Representative SLDs for gTLD: {.giving}**

In this section, we collect representative SLDs related to gTLD: 'giving'. We found 0 unique SLDs after filtering. A total of 0 records were considered representative and they are 0.000% of the gTLD dump. Since the total number of records for this gTLD is 0, there are 0 non-representative records (NRep). In addition, this set comprises 0E0 of the entire data-set.

► {.giving}  
 Total SLDs: 0  
 a-sldDiv: 0.000%  
 a-oR: 0.000%  
 NRep: 0

**:: 2.479 Representative SLDs for gTLD: {.glade}**

In this section, we collect representative SLDs related to gTLD: 'glade'. We found 0 unique SLDs after filtering. A total of 0 records were considered representative and they are 0.000% of the gTLD dump. Since the total number of records for this gTLD is 0, there are 0 non-representative records (NRep). In addition, this set comprises 0E0 of the entire data-set.

► {.glade}  
 Total SLDs: 0  
 a-sldDiv: 0.000%  
 a-oR: 0.000%  
 NRep: 0

## :: 2.480 Representative SLDs for gTLD: {.glass}

▶ {.glass}  
Total SLDs: 2  
a-sldDiv: 32.289%  
a-oR: 0.000%  
NRep: 0

In this section, we collect representative SLDs related to gTLD: 'glass'. We found 2 unique SLDs after filtering. A total of 5588 records were considered representative and they are 32.289% of the gTLD dump. Since the total number of records for this gTLD is 5588, there are 0 non-representative records (NRep). In addition, this set comprises  $2.29E-6$  of the entire data-set. Table 2.342 shows the corresponding SLDs ordered by the level of importance. Figure 2.683 shows the record count (PPM) for each representative SLD. Figure 2.684 shows the binned scatter-plot of srcDiv and sldDiv.

Individual SLD descriptors for gTLD: {.glass}										
SLD	count	sldDiv	$\phi$ -sldDiv	ipcount	srcDiv	$\phi$ -srcDiv	oR	a-srcDiv	a-oR	rem
INVALID	0.004	0.217	1.000	$2.45E-4$	0.065	0.009	$1.54E-6$	0.217	$1.54E-6$	1836
INCATF	0.002	0.106	1.000	$4.3E-4$	0.234	0.055	$7.52E-7$	0.323	$2.29E-6$	0

Table 2.342: Top 2 most significant SLDs for gTLD 'glass'. The SLD list holds 32.289% of the entries found in the gTLD and  $2.29E-6$  of the total number of entries for the entire experiment. **count** represents the number of records found for the SLD (in parts per million). **sldDiv** is the raw count divided by the number of records of this gTLD dump file. **oR** is the ratio of raw count to the total number of records of the experiment.  **$\phi$ -sldDiv** represents the  $\phi$  percentile of sldDiv on the entire data-set. **a-srcDiv** is the cumulative srcDiv variable. **a-oR** is the cumulative oR.

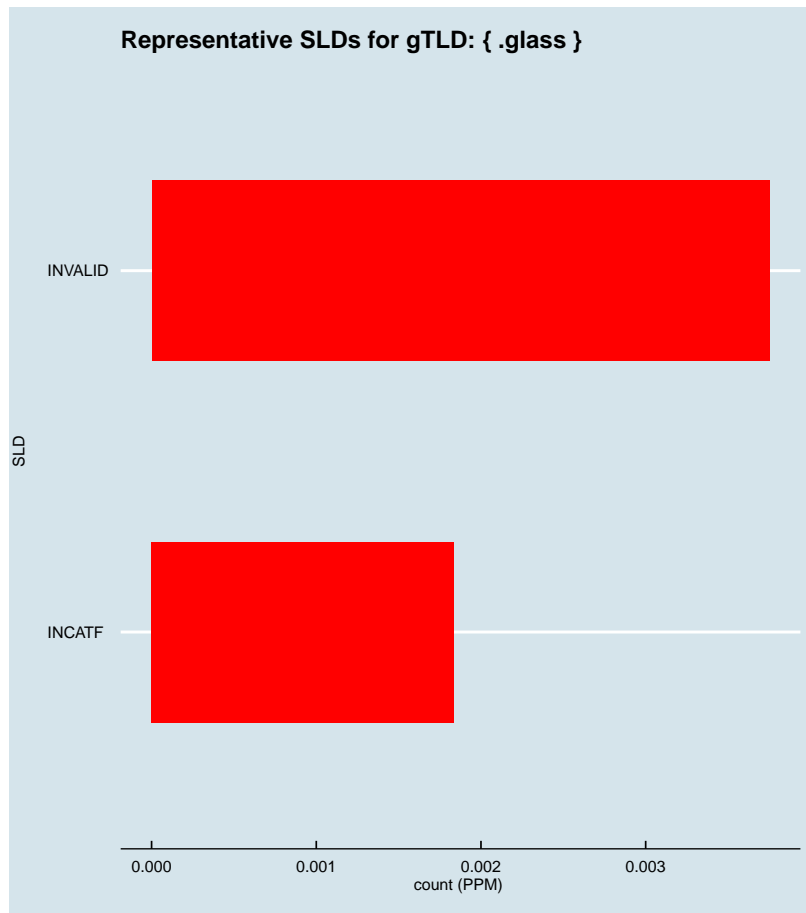


Figure 2.683: Representative SLDs for gTLD: { .glass }. The  $x$  axis displays number of times (in parts per million) the corresponding SLD ( $y$  axis) was found in the gTLD.

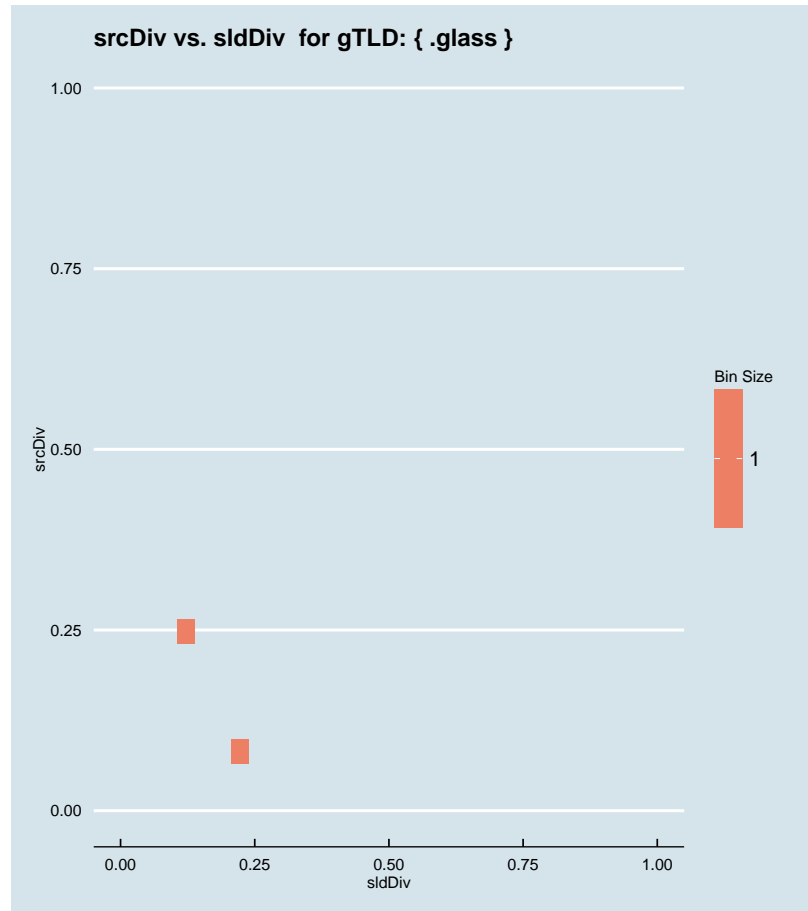


Figure 2.684: Binned scatter-plot of srcDiv and sldDiv for gTLD: { .glass }.

### :: 2.481 Representative SLDs for gTLD: { .gle }

In this section, we collect representative SLDs related to gTLD: 'gle'. We found 2 unique SLDs after filtering. A total of 6580 records were considered representative and they are 45.059% of the gTLD dump. Since the total number of records for this gTLD is 6580, there are 0 non-representative records (NRep). In addition, this set comprises 2.7E-6 of the entire data-set. Table 2.343 shows the corresponding SLDs ordered by the level of importance. Figure 2.685 shows the record count (PPM) for each representative SLD. Figure 2.686 shows the binned scatter-plot of srcDiv and sldDiv.

► { .gle }  
Total SLDs: 2  
a-sldDiv: 45.059%  
a-oR: 0.000%  
NRep: 0



Individual SLD descriptors for gTLD: {gle}										
SLD	count	sldDiv	$\phi$ -sldDiv	ipcount	srcDiv	$\phi$ -srcDiv	oR	a-srcDiv	a-oR	rem
INCATC	0.005	0.346	1.000	0.003	0.608	0.200	2.07E-6	0.346	2.07E-6	1532
INCATB	0.002	0.105	1.000	2.39E-4	0.156	0.032	6.28E-7	0.451	2.7E-6	0

Table 2.343: Top 2 most significant SLDs for gTLD 'gle'. The SLD list holds 45.059% of the entries found in the gTLD and 2.7E-6 of the total number of entries for the entire experiment. **count** represents the number of records found for the SLD (in parts per million). **sldDiv** is the raw count divided by the number of records of this gTLD dump file. **oR** is the ratio of raw count to the total number of records of the experiment.  **$\phi$ -sldDiv** represents the  $\phi$  percentile of sldDiv on the entire data-set. **a-srcDiv** is the cumulative srcDiv variable. **a-oR** is the cumulative oR.



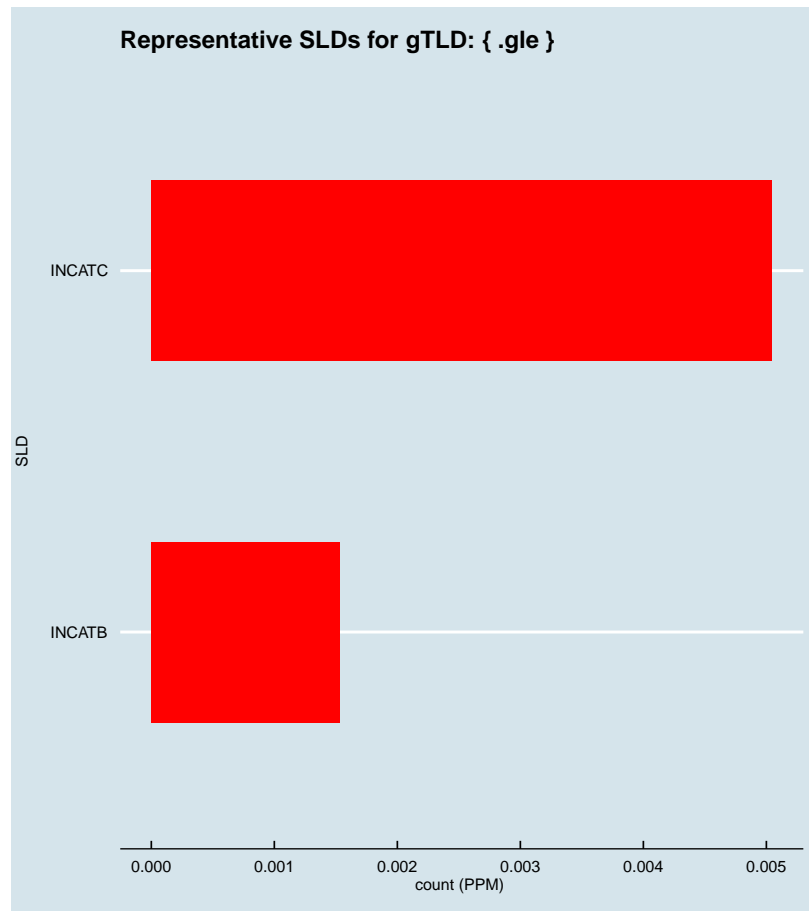


Figure 2.685: Representative SLDs for gTLD: { .gle}. The  $x$  axis displays number of times (in parts per million) the corresponding SLD ( $y$  axis) was found in the gTLD.

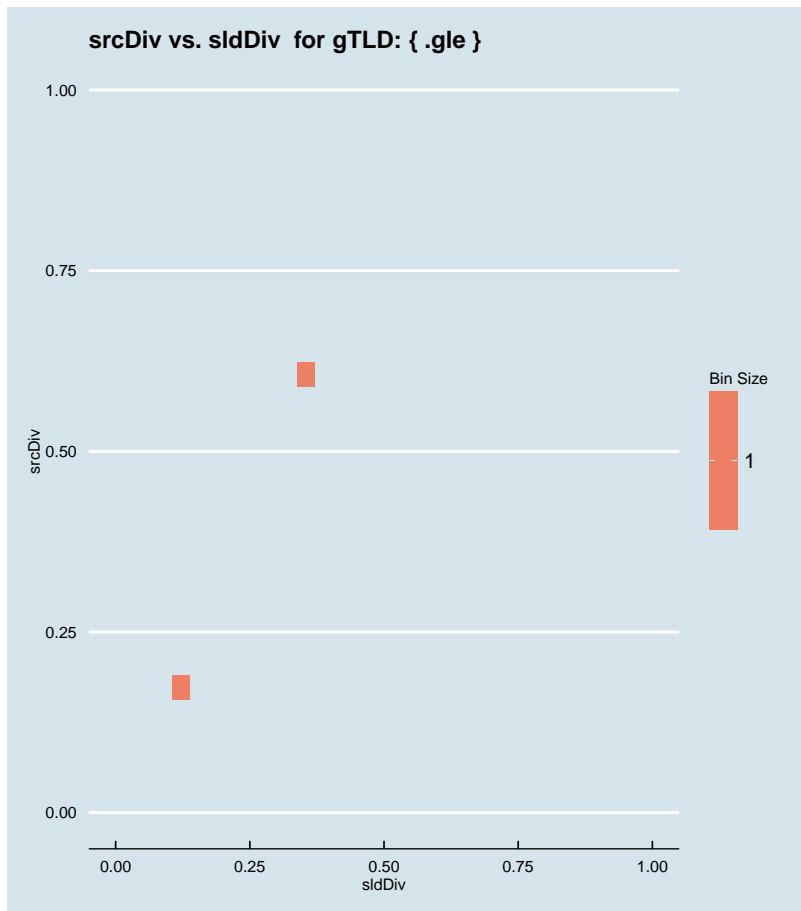


Figure 2.686: Binned scatter-plot of srcDiv and sldDiv for gTLD: { .gle}.

∴ 2.482 Representative SLDs for gTLD: { .glean }

In this section, we collect representative SLDs related to gTLD: 'glean'. We found 0 unique SLDs after filtering. A total of 0 records were considered representative and they are 0.000% of the gTLD dump. Since the total number of records for this gTLD is 0, there are 0 non-representative records (NRep). In addition, this set comprises 0E0 of the entire data-set.

► { .glean }  
 Total SLDs: 0  
 a-sldDiv: 0.000%  
 a-oR: 0.000%  
 NRep: 0

∴ 2.483 Representative SLDs for gTLD: { .global }

In this section, we collect representative SLDs related to gTLD: 'global'. We found 221

► { .global }  
 Total SLDs: 221  
 a-sldDiv: 98.551%  
 a-oR: 0.898%  
 NRep: 26395

unique SLDs after filtering. A total of 21902869 records were considered representative and they are 98.551% of the gTLD dump. Since the total number of records for this gTLD is 21929264, there are 26395 non-representative records (NRep). In addition, this set comprises 0.009 of the entire data-set. Table 2.344 shows the corresponding SLDs ordered by the level of importance. Figure 2.687 shows the record count (PPM) for each representative SLD. Figure 2.688 shows the binned scatter-plot of srcDiv and sldDiv.

Individual SLD descriptors for gTLD: {global}										
SLD	count	sldDiv	$\phi$ -sldDiv	ipcount	srcDiv	$\phi$ -srcDiv	oR	a-srcDiv	a-oR	rem
INCATF	3.636	0.164	1.000	0.048	0.013	7.62E-4	0.001	0.164	0.001	18292858
RANDOM13	2.015	0.091	1.000	0.030	0.015	9.39E-4	8.26E-4	0.254	0.002	16277565
SHORTSLD	1.728	0.078	1.000	0.021	0.012	6.86E-4	7.08E-4	0.332	0.003	14549847
INCATD	1.704	0.077	1.000	0.037	0.022	0.002	6.98E-4	0.409	0.004	12846051
root	1.222	0.055	1.000	0.018	0.015	9.47E-4	5.01E-4	0.464	0.004	11624036
student	0.951	0.043	1.000	0.002	0.003	7.65E-5	3.9E-4	0.506	0.005	10672557
hkmg	0.841	0.038	1.000	0.007	0.009	4.13E-4	3.45E-4	0.544	0.005	9831243
INCATC	0.754	0.034	1.000	0.010	0.014	8.29E-4	3.09E-4	0.578	0.005	9077681
grey	0.716	0.032	1.000	0.018	0.025	0.002	2.94E-4	0.610	0.006	8361491
draeger	0.596	0.027	0.999	0.016	0.027	0.002	2.44E-4	0.637	0.006	7765544
lgdisplay	0.587	0.026	0.999	0.005	0.009	4.2E-4	2.4E-4	0.664	0.006	7178993
ttg	0.538	0.024	0.999	0.012	0.022	0.002	2.2E-4	0.688	0.006	6641409
INCATB	0.431	0.019	0.999	0.013	0.029	0.003	1.77E-4	0.707	0.006	6210410
kcg	0.377	0.017	0.999	0.013	0.034	0.003	1.55E-4	0.724	0.007	5833102
olympus	0.332	0.015	0.999	0.011	0.034	0.003	1.36E-4	0.739	0.007	5500993
nexansdoma...	0.312	0.014	0.999	0.009	0.029	0.003	1.28E-4	0.753	0.007	5188996
INVALID	0.309	0.014	0.999	0.010	0.033	0.003	1.27E-4	0.767	0.007	4879781
RANDOM10	0.306	0.014	0.999	0.010	0.033	0.003	1.26E-4	0.781	0.007	4573361
magna	0.296	0.013	0.999	0.010	0.033	0.003	1.21E-4	0.794	0.007	4276887
skylines	0.275	0.012	0.999	0.003	0.012	6.48E-4	1.13E-4	0.807	0.007	4002084
frd	0.274	0.012	0.999	0.008	0.029	0.002	1.12E-4	0.819	0.007	3727966
bax	0.234	0.011	0.999	0.006	0.026	0.002	9.58E-5	0.829	0.008	3494094
blackbaud	0.212	0.010	0.999	0.007	0.033	0.003	8.7E-5	0.839	0.008	3281861
INCATI	0.153	0.007	0.999	0.009	0.059	0.008	6.25E-5	0.846	0.008	3129324
enelint	0.147	0.007	0.999	0.004	0.027	0.002	6.01E-5	0.852	0.008	2982699
nbty	0.142	0.006	0.999	0.006	0.041	0.004	5.8E-5	0.859	0.008	2841079
ssnc	0.129	0.006	0.999	0.004	0.030	0.003	5.3E-5	0.865	0.008	2711833
spoc	0.115	0.005	0.999	0.004	0.037	0.004	4.71E-5	0.870	0.008	2596836
applied	0.109	0.005	0.999	0.005	0.048	0.006	4.47E-5	0.875	0.008	2487655
crucell	0.105	0.005	0.999	0.002	0.022	0.002	4.31E-5	0.880	0.008	2382371
nobianet	0.104	0.005	0.999	0.003	0.026	0.002	4.27E-5	0.884	0.008	2278118
laerdal	0.104	0.005	0.999	0.006	0.058	0.008	4.25E-5	0.889	0.008	2174476
cst	0.075	0.003	0.998	0.004	0.054	0.007	3.09E-5	0.892	0.008	2099092
nktcables	0.056	0.003	0.998	0.002	0.027	0.002	2.3E-5	0.895	0.008	2043079
mclagan	0.052	0.002	0.998	0.002	0.045	0.005	2.12E-5	0.897	0.008	1991456

Table 2.344: Top 35 most significant SLDs for gTLD 'global'. The SLD list holds 98.551% of the entries found in the gTLD and 0.009 of the total number of entries for the entire experiment. **count** represents the number of records found for the SLD (in parts per million). **sldDiv** is the raw count divided by the number of records of this gTLD dump file. **oR** is the ratio of raw count to the total number of records of the experiment.  **$\phi$ -sldDiv** represents the  $\phi$  percentile of sldDiv on the entire data-set. **a-srcDiv** is the cumulative srcDiv variable. **a-oR** is the cumulative oR.

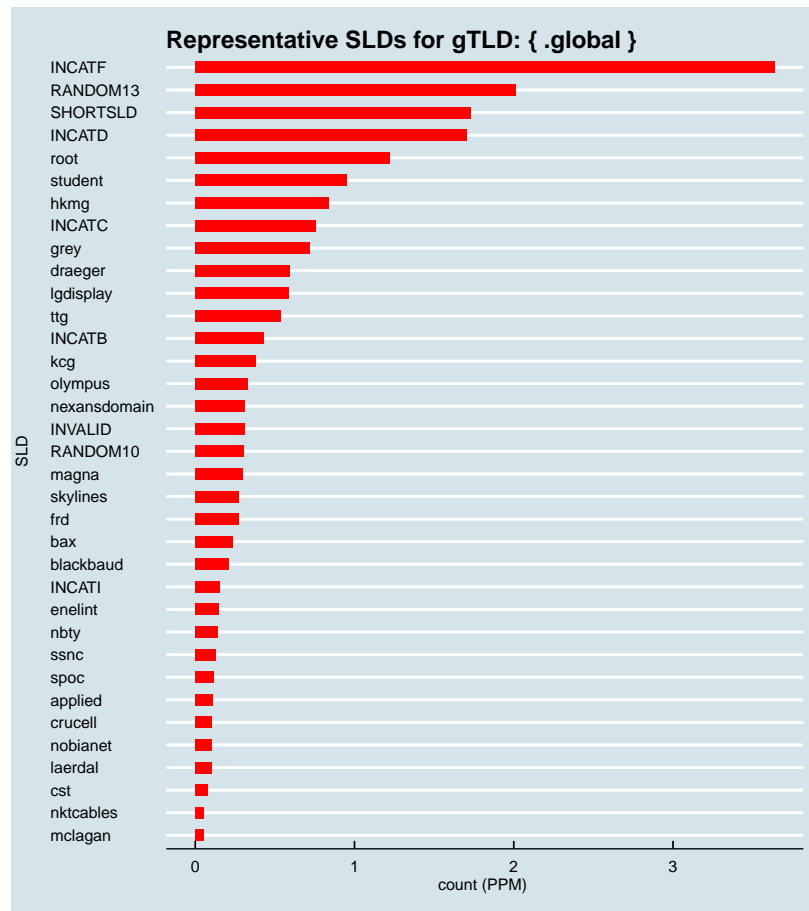


Figure 2.687: Representative SLDs for gTLD: { .global }. The  $x$  axis displays number of times (in parts per million) the corresponding SLD ( $y$  axis) was found in the gTLD.

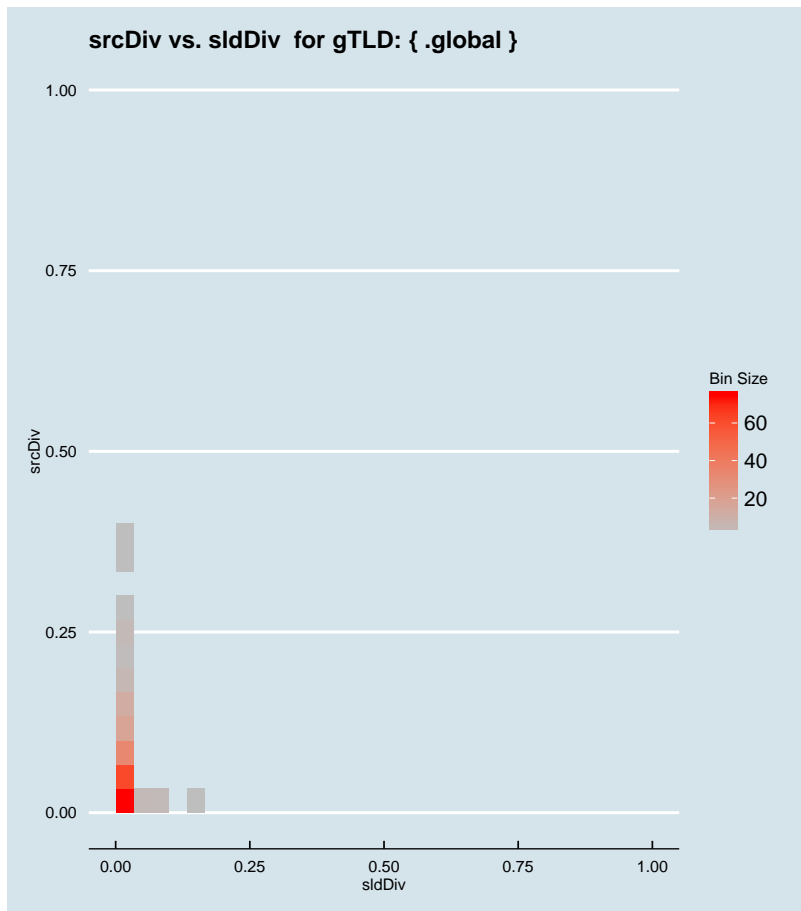


Figure 2.688: Binned scatter-plot of srcDiv and sldDiv for gTLD: { .global }.

### :: 2.484 Representative SLDs for gTLD: { .globalx }

In this section, we collect representative SLDs related to gTLD: 'globalx'. We found 0 unique SLDs after filtering. A total of 0 records were considered representative and they are 0.000% of the gTLD dump. Since the total number of records for this gTLD is 0, there are 0 non-representative records (NRep). In addition, this set comprises 0E0 of the entire data-set.

```
► { .globalx }
Total SLDs: 0
a-sldDiv: 0.000%
a-oR: 0.000%
NRep: 0
```

### :: 2.485 Representative SLDs for gTLD: { .globo }

In this section, we collect representative SLDs related to gTLD: 'globo'. We found 9

```
► { .globo }
Total SLDs: 9
a-sldDiv: 75.695%
a-oR: 0.001%
NRep: 0
```

unique SLDs after filtering. A total of 31185 records were considered representative and they are 75.695% of the gTLD dump. Since the total number of records for this gTLD is 31185, there are 0 non-representative records (NRep). In addition, this set comprises  $1.28E-5$  of the entire data-set. Table 2.345 shows the corresponding SLDs ordered by the level of importance. Figure 2.689 shows the record count (PPM) for each representative SLD. Figure 2.690 shows the binned scatter-plot of srcDiv and sldDiv.

Individual SLD descriptors for gTLD: {globo}										
SLD	count	sldDiv	$\phi$ -sldDiv	ipcount	srcDiv	$\phi$ -srcDiv	oR	a-srcDiv	a-oR	rem
INCATE	0.014	0.335	1.000	0.005	0.335	0.096	$5.65E-6$	0.335	$5.65E-6$	17396
SHORTSLD	0.004	0.105	1.000	0.001	0.260	0.066	$1.77E-6$	0.440	$7.43E-6$	13066
INCATB	0.003	0.063	1.000	$5.11E-4$	0.195	0.043	$1.07E-6$	0.503	$8.5E-6$	10452
RANDOM13	0.002	0.055	1.000	$3.79E-4$	0.166	0.034	$9.36E-7$	0.559	$9.43E-6$	8168
RANDOM10	0.002	0.054	1.000	$1.64E-4$	0.074	0.011	$9.14E-7$	0.613	$1.03E-5$	5938
INVALID	0.002	0.045	1.000	$1.33E-4$	0.072	0.011	$7.54E-7$	0.658	$1.11E-5$	4097
INCATF	0.001	0.033	1.000	$1.04E-4$	0.076	0.011	$5.63E-7$	0.691	$1.17E-5$	2722
wpad	0.001	0.033	1.000	$1.27E-4$	0.093	0.015	$5.61E-7$	0.724	$1.22E-5$	1352
isatap	0.001	0.033	1.000	$1.3E-4$	0.096	0.016	$5.54E-7$	0.757	$1.28E-5$	0

Table 2.345: Top 9 most significant SLDs for gTLD 'globo'. The SLD list holds 75.695% of the entries found in the gTLD and  $1.28E-5$  of the total number of entries for the entire experiment. **count** represents the number of records found for the SLD (in parts per million). **sldDiv** is the raw count divided by the number of records of this gTLD dump file. **oR** is the ratio of raw count to the total number of records of the experiment.  **$\phi$ -sldDiv** represents the  $\phi$  percentile of sldDiv on the entire data-set. **a-srcDiv** is the cumulative srcDiv variable. **a-oR** is the cumulative oR.

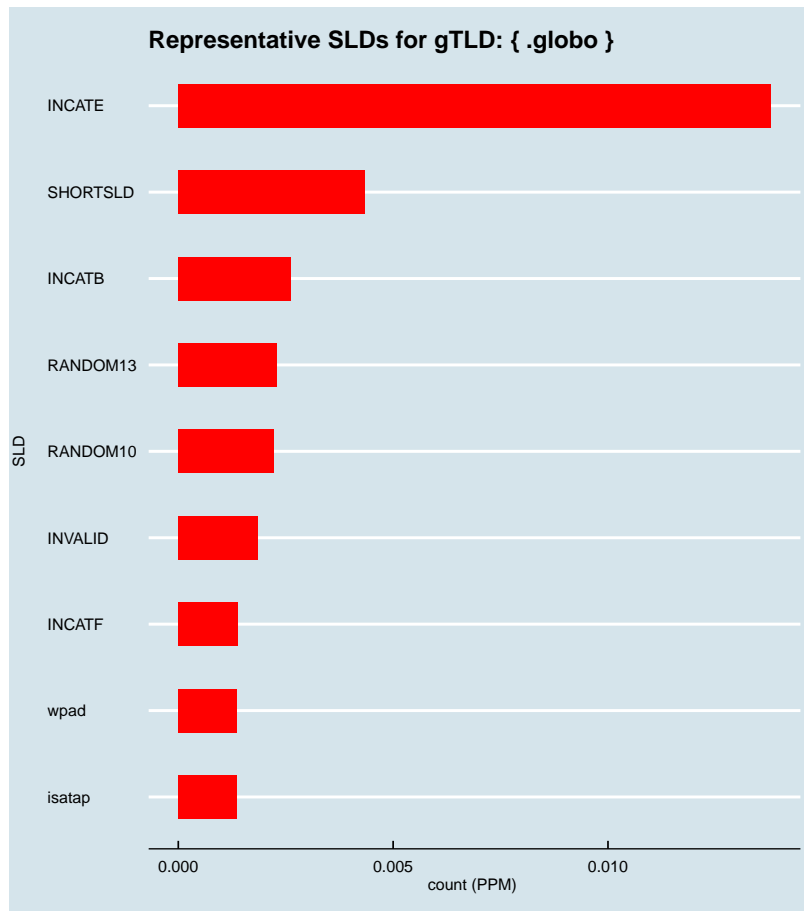


Figure 2.689: Representative SLDs for gTLD: { .globo}. The x axis displays number of times (in parts per million) the corresponding SLD (y axis) was found in the gTLD.



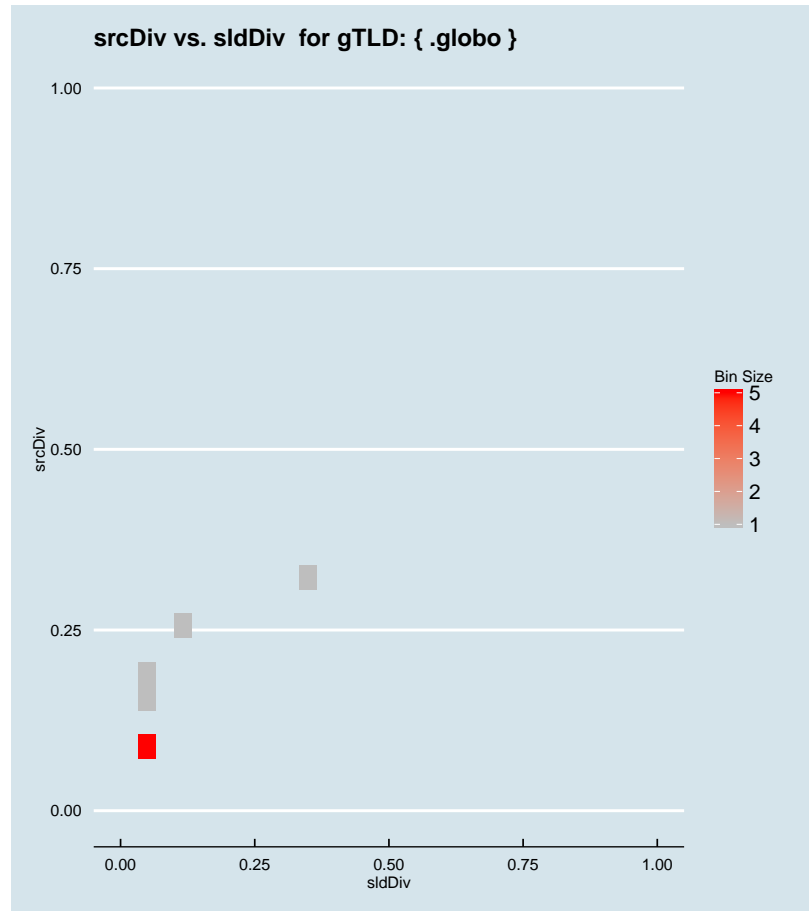


Figure 2.690: Binned scatter-plot of srcDiv and sldDiv for gTLD: { .globo }.

### :: 2.486 Representative SLDs for gTLD: { .gmail }

In this section, we collect representative SLDs related to gTLD: 'gmail'. We found 21 unique SLDs after filtering. A total of 367722 records were considered representative and they are 84.570% of the gTLD dump. Since the total number of records for this gTLD is 367722, there are 0 non-representative records (NRep). In addition, this set comprises  $1.51E-4$  of the entire data-set. Table 2.346 shows the corresponding SLDs ordered by the level of importance. Figure 2.691 shows the record count (PPM) for each representative SLD. Figure 2.692 shows the binned scatter-plot of srcDiv and sldDiv.

► { .gmail }  
Total SLDs: 21  
a-sldDiv: 84.570%  
a-oR: 0.015%  
NRep: 0

Individual SLD descriptors for gTLD: {gmail}										
SLD	count	sldDiv	$\phi$ -sldDiv	ipcount	srcDiv	$\phi$ -srcDiv	oR	a-srcDiv	a-oR	rem
INCATE	0.110	0.252	1.000	0.032	0.296	0.076	4.49E-5	0.252	4.49E-5	258103
goomoji	0.048	0.110	1.000	0.014	0.286	0.071	1.96E-5	0.362	6.46E-5	210162
INCATC	0.036	0.084	1.000	0.009	0.243	0.057	1.5E-5	0.446	7.95E-5	173666
pop	0.032	0.073	1.000	0.006	0.187	0.041	1.3E-5	0.519	9.25E-5	141891
RANDOM13	0.032	0.073	1.000	0.001	0.035	0.003	1.3E-5	0.592	1.06E-4	110211
SHORTSLD	0.024	0.056	1.000	0.006	0.251	0.065	1E-5	0.648	1.16E-4	85811
imap	0.017	0.040	1.000	0.003	0.197	0.043	7.13E-6	0.688	1.23E-4	68401
INVALID	0.016	0.038	1.000	0.004	0.251	0.065	6.73E-6	0.726	1.29E-4	51977
smtp	0.015	0.034	1.000	0.004	0.247	0.057	6.08E-6	0.760	1.35E-4	37147
INCATB	0.011	0.025	0.999	0.004	0.351	0.098	4.43E-6	0.785	1.4E-4	26339
pop3	0.007	0.016	0.999	0.002	0.235	0.055	2.82E-6	0.801	1.43E-4	19446
INCATI	0.004	0.009	0.999	0.001	0.386	0.106	1.53E-6	0.810	1.44E-4	15705
RANDOM10	0.003	0.007	0.999	0.001	0.406	0.114	1.17E-6	0.816	1.45E-4	12851
sip	0.002	0.005	0.999	4.42E-4	0.217	0.051	8.34E-7	0.821	1.46E-4	10817
sipexterna...	0.002	0.005	0.999	4.31E-4	0.216	0.050	8.18E-7	0.825	1.47E-4	8821
sipinterna...	0.002	0.005	0.999	4.6E-4	0.233	0.055	8.1E-7	0.830	1.48E-4	6844
antitokti	0.002	0.003	0.998	6.87E-4	0.453	0.124	6.21E-7	0.833	1.49E-4	5329
tuks	0.001	0.003	0.998	9.94E-4	0.672	0.232	6.06E-7	0.837	1.49E-4	3850
autodiscov...	0.001	0.003	0.998	8.9E-4	0.651	0.208	5.61E-7	0.840	1.5E-4	2482
www	0.001	0.003	0.998	9E-4	0.696	0.235	5.3E-7	0.843	1.5E-4	1189
smtp	0.001	0.003	0.998	2.35E-4	0.198	0.043	4.87E-7	0.846	1.51E-4	0

Table 2.346: Top 21 most significant SLDs for gTLD 'gmail'. The SLD list holds 84.570% of the entries found in the gTLD and 1.51E-4 of the total number of entries for the entire experiment. **count** represents the number of records found for the SLD (in parts per million). **sldDiv** is the raw count divided by the number of records of this gTLD dump file. **oR** is the ratio of raw count to the total number of records of the experiment.  $\phi$ -**sldDiv** represents the  $\phi$  percentile of sldDiv on the entire data-set. **a-srcDiv** is the cumulative srcDiv variable. **a-oR** is the cumulative oR.

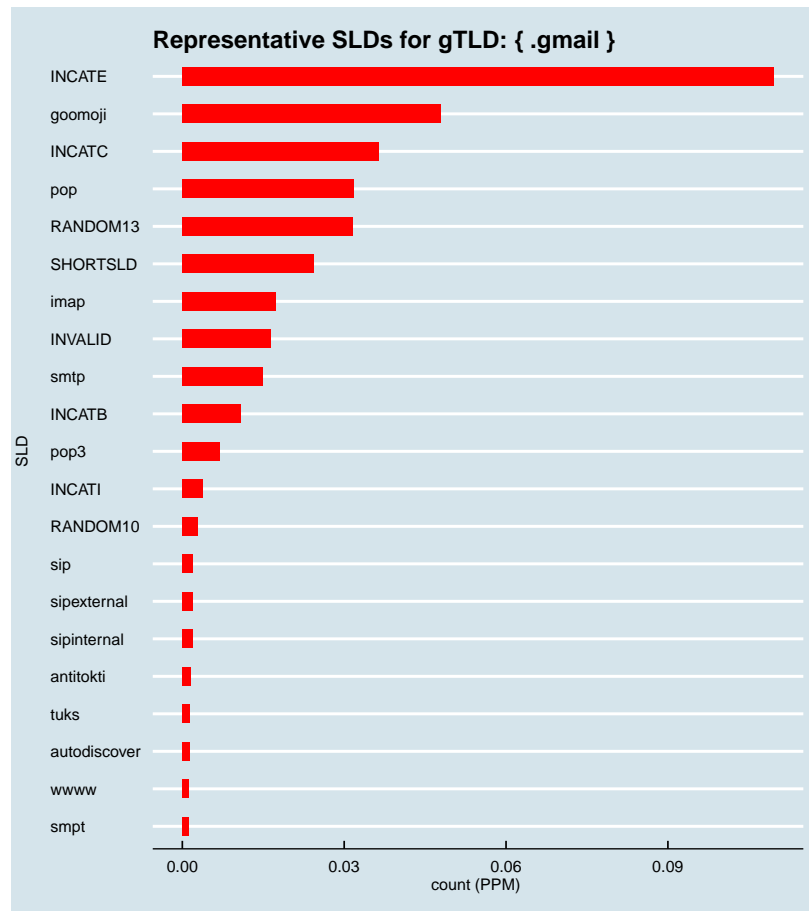


Figure 2.691: Representative SLDs for gTLD: { .gmail }. The  $x$  axis displays number of times (in parts per million) the corresponding SLD ( $y$  axis) was found in the gTLD.

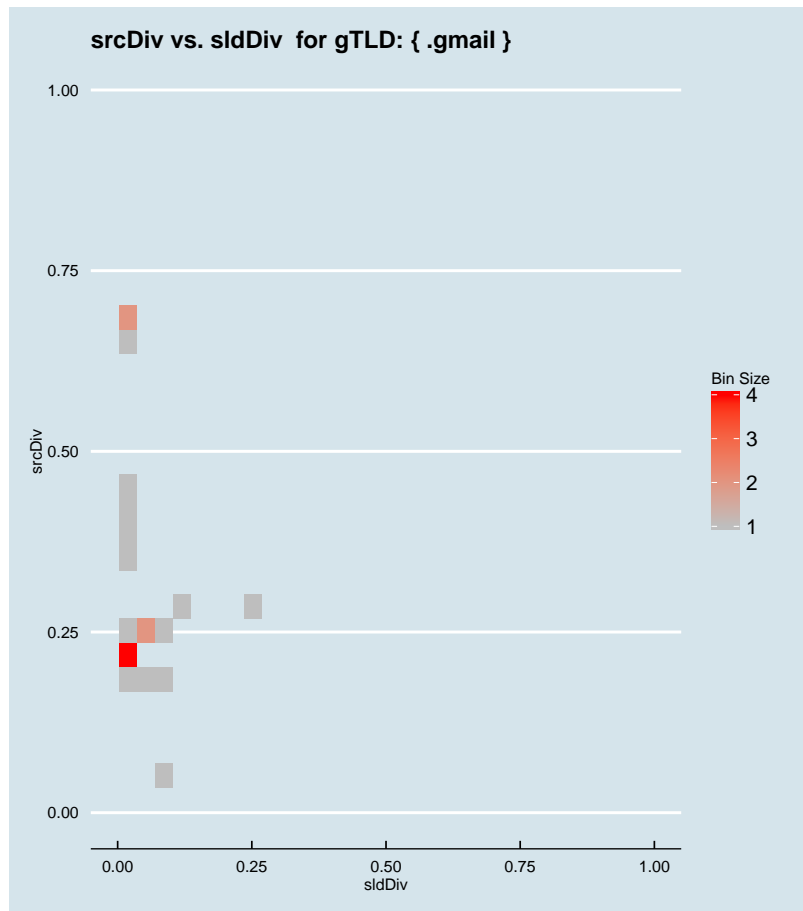


Figure 2.692: Binned scatter-plot of srcDiv and sldDiv for gTLD: { .gmail }.

### :: 2.487 Representative SLDs for gTLD: { .gmbh }

In this section, we collect representative SLDs related to gTLD: 'gmbh'. We found 28 unique SLDs after filtering. A total of 211082 records were considered representative and they are 80.808% of the gTLD dump. Since the total number of records for this gTLD is 211082, there are 0 non-representative records (NRep). In addition, this set comprises  $8.65E-5$  of the entire data-set. Table 2.347 shows the corresponding SLDs ordered by the level of importance. Figure 2.693 shows the record count (PPM) for each representative SLD. Figure 2.694 shows the binned scatter-plot of srcDiv and sldDiv.

► { .gmbh }  
 Total SLDs: 28  
 a-sldDiv: 80.808%  
 a-oR: 0.009%  
 NRep: 0

Individual SLD descriptors for gTLD: {gmbh}										
SLD	count	sldDiv	$\phi$ -sldDiv	ipcount	srcDiv	$\phi$ -srcDiv	oR	a-srcDiv	a-oR	rem
INCATF	0.082	0.312	1.000	0.002	0.027	0.002	3.34E-5	0.312	3.34E-5	129474
lutz	0.030	0.116	1.000	0.001	0.048	0.005	1.24E-5	0.428	4.59E-5	99181
RANDOM13	0.014	0.054	1.000	9.75E-4	0.069	0.010	5.77E-6	0.482	5.16E-5	85103
trei	0.009	0.036	1.000	1.8E-4	0.019	0.001	3.88E-6	0.519	5.55E-5	75635
hsu	0.009	0.036	1.000	3.2E-5	0.003	1.13E-4	3.83E-6	0.554	5.93E-5	66297
mps	0.008	0.032	1.000	4.81E-4	0.057	0.007	3.45E-6	0.587	6.28E-5	57880
INCATD	0.007	0.025	0.999	6.37E-4	0.096	0.016	2.71E-6	0.612	6.55E-5	51262
vanlaack	0.006	0.022	0.999	6.48E-4	0.112	0.020	2.37E-6	0.634	6.79E-5	45470
defaultwir...	0.004	0.016	0.999	5E-6	0.001	2.28E-5	1.68E-6	0.650	6.95E-5	41382
INVALID	0.004	0.015	0.999	2.82E-4	0.072	0.011	1.6E-6	0.665	7.11E-5	37477
elma	0.004	0.014	0.999	3.54E-4	0.095	0.016	1.53E-6	0.679	7.27E-5	33732
seppmed	0.003	0.012	0.999	2.35E-4	0.075	0.011	1.28E-6	0.691	7.4E-5	30600
RANDOM10	0.003	0.011	0.999	4.34E-4	0.152	0.031	1.17E-6	0.702	7.51E-5	27745
bureau-sch...	0.003	0.011	0.999	1.9E-5	0.007	2.86E-4	1.15E-6	0.713	7.63E-5	24933
atissoftwar...	0.002	0.009	0.999	5E-5	0.021	0.002	9.83E-7	0.722	7.73E-5	22535
iev-weiss	0.002	0.009	0.999	2.5E-5	0.011	5.88E-4	9.21E-7	0.730	7.82E-5	20287
vub	0.002	0.008	0.999	5.3E-5	0.025	0.002	8.83E-7	0.739	7.91E-5	18133
INCATB	0.002	0.008	0.999	1.94E-4	0.092	0.015	8.69E-7	0.747	7.99E-5	16013
rws	0.002	0.008	0.999	4.5E-5	0.022	0.002	8.57E-7	0.755	8.08E-5	13921
witty	0.002	0.008	0.999	3.22E-4	0.164	0.034	8.06E-7	0.762	8.16E-5	11955
fahnen-koc...	0.002	0.007	0.999	5.6E-5	0.032	0.003	7.26E-7	0.769	8.23E-5	10184
tandler	0.002	0.007	0.999	6.7E-5	0.038	0.004	7.21E-7	0.776	8.31E-5	8424
itworks	0.002	0.006	0.999	1.23E-4	0.073	0.011	6.93E-7	0.782	8.37E-5	6734
wgl	0.001	0.005	0.999	8.5E-5	0.061	0.008	5.75E-7	0.788	8.43E-5	5330
optinet	0.001	0.005	0.999	8.6E-5	0.062	0.008	5.71E-7	0.793	8.49E-5	3936
mainau	0.001	0.005	0.999	2.12E-4	0.155	0.032	5.61E-7	0.798	8.55E-5	2566
cbos	0.001	0.005	0.999	1.54E-4	0.118	0.022	5.34E-7	0.803	8.6E-5	1263
askd	0.001	0.005	0.999	9.8E-5	0.078	0.012	5.18E-7	0.808	8.65E-5	0

Table 2.347: Top 28 most significant SLDs for gTLD 'gmbh'. The SLD list holds 80.808% of the entries found in the gTLD and 8.65E-5 of the total number of entries for the entire experiment. **count** represents the number of records found for the SLD (in parts per million). **sldDiv** is the raw count divided by the number of records of this gTLD dump file. **oR** is the ratio of raw count to the total number of records of the experiment.  **$\phi$ -sldDiv** represents the  $\phi$  percentile of sldDiv on the entire data-set. **a-srcDiv** is the cumulative srcDiv variable. **a-oR** is the cumulative oR.

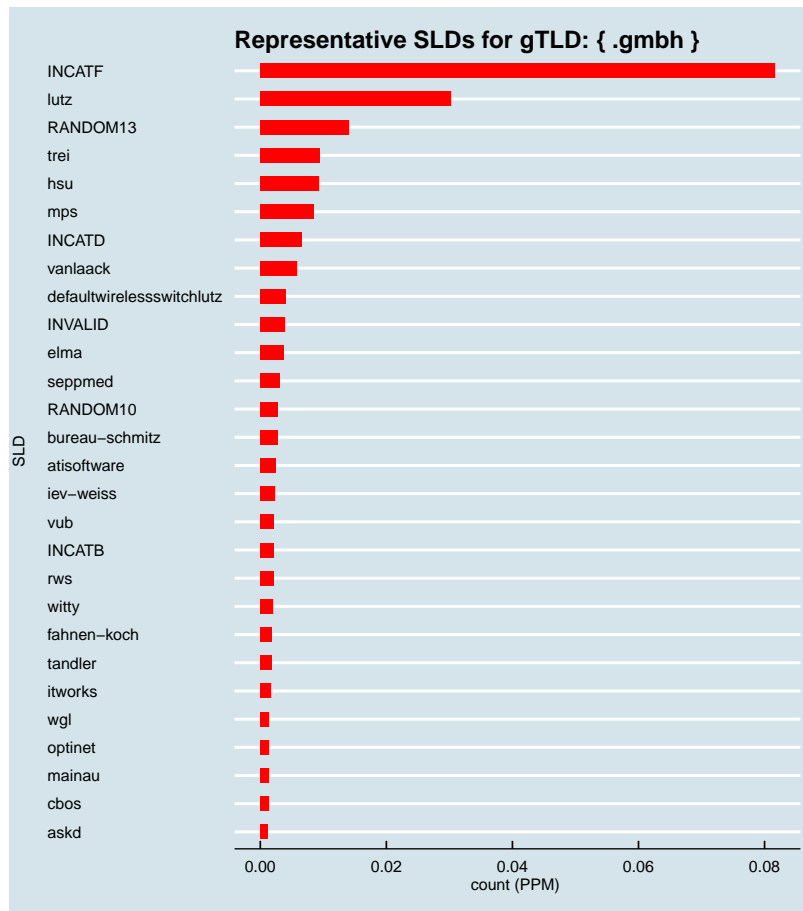


Figure 2.693: Representative SLDs for gTLD: { .gmbh}. The *x* axis displays number of times (in parts per million) the corresponding SLD (*y* axis) was found in the gTLD.

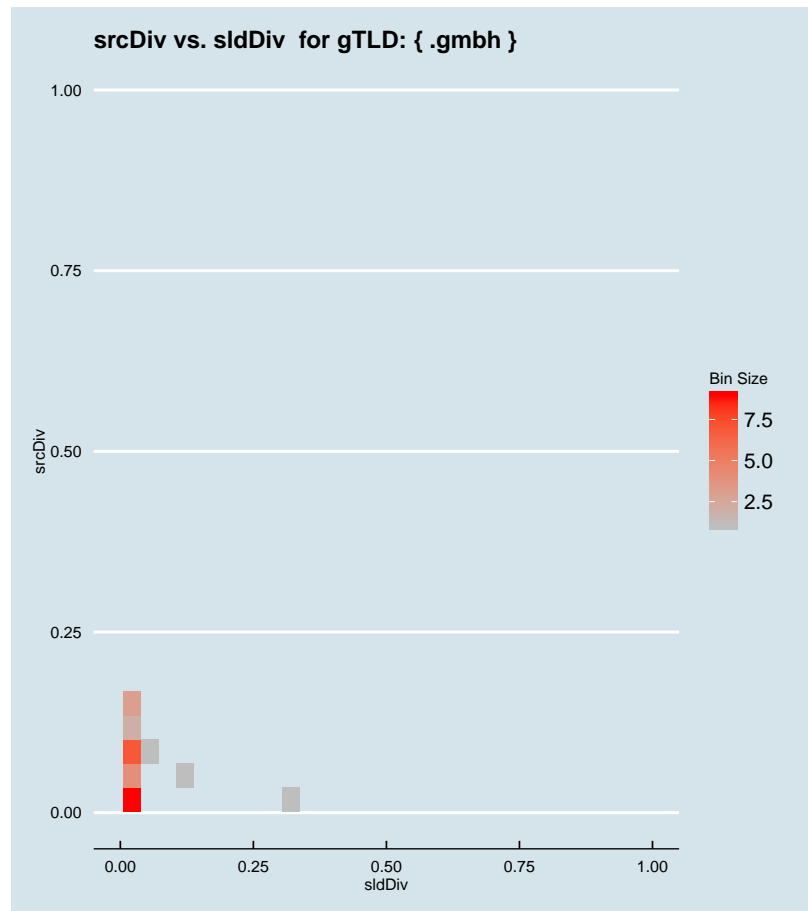


Figure 2.694: Binned scatter-plot of srcDiv and sldDiv for gTLD: { .gmbh }.

### :: 2.488 Representative SLDs for gTLD: { .gmc }

In this section, we collect representative SLDs related to gTLD: 'gmc'. We found 5 unique SLDs after filtering. A total of 22659 records were considered representative and they are 53.329% of the gTLD dump. Since the total number of records for this gTLD is 22659, there are 0 non-representative records (NRep). In addition, this set comprises  $9.29E-6$  of the entire data-set. Table 2.348 shows the corresponding SLDs ordered by the level of importance. Figure 2.695 shows the record count (PPM) for each representative SLD. Figure 2.696 shows the binned scatter-plot of srcDiv and sldDiv.

► { .gmc }  
Total SLDs: 5  
a-sldDiv: 53.329%  
a-oR: 0.001%  
NRep: 0

Individual SLD descriptors for gTLD: {gmc}										
SLD	count	sldDiv	$\phi$ -sldDiv	ipcount	srcDiv	$\phi$ -srcDiv	oR	a-srcDiv	a-oR	rem
INVALID	0.007	0.165	1.000	6.49E-4	0.093	0.015	2.87E-6	0.165	2.87E-6	15658
INCATF	0.007	0.153	1.000	3.74E-4	0.058	0.007	2.66E-6	0.318	5.53E-6	9156
intranet	0.004	0.083	1.000	5.84E-4	0.166	0.034	1.45E-6	0.401	6.98E-6	5629
INCATB	0.003	0.069	1.000	9.45E-4	0.321	0.081	1.2E-6	0.470	8.18E-6	2689
RANDOM10	0.003	0.063	1.000	3.89E-4	0.145	0.030	1.1E-6	0.533	9.29E-6	0

Table 2.348: Top 5 most significant SLDs for gTLD 'gmc'. The SLD list holds 53.329% of the entries found in the gTLD and 9.29E-6 of the total number of entries for the entire experiment. **count** represents the number of records found for the SLD (in parts per million). **sldDiv** is the raw count divided by the number of records of this gTLD dump file. **oR** is the ratio of raw count to the total number of records of the experiment.  **$\phi$ -sldDiv** represents the  $\phi$  percentile of sldDiv on the entire data-set. **a-srcDiv** is the cumulative srcDiv variable. **a-oR** is the cumulative oR.



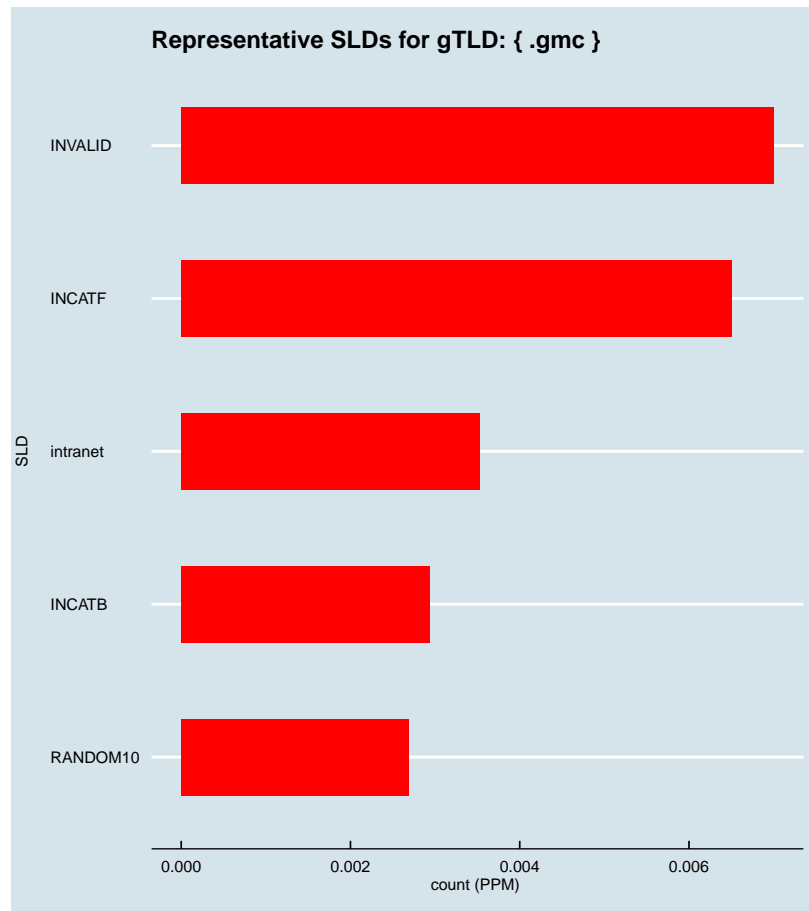


Figure 2.695: Representative SLDs for gTLD: {.gmc}. The  $x$  axis displays number of times (in parts per million) the corresponding SLD ( $y$  axis) was found in the gTLD.

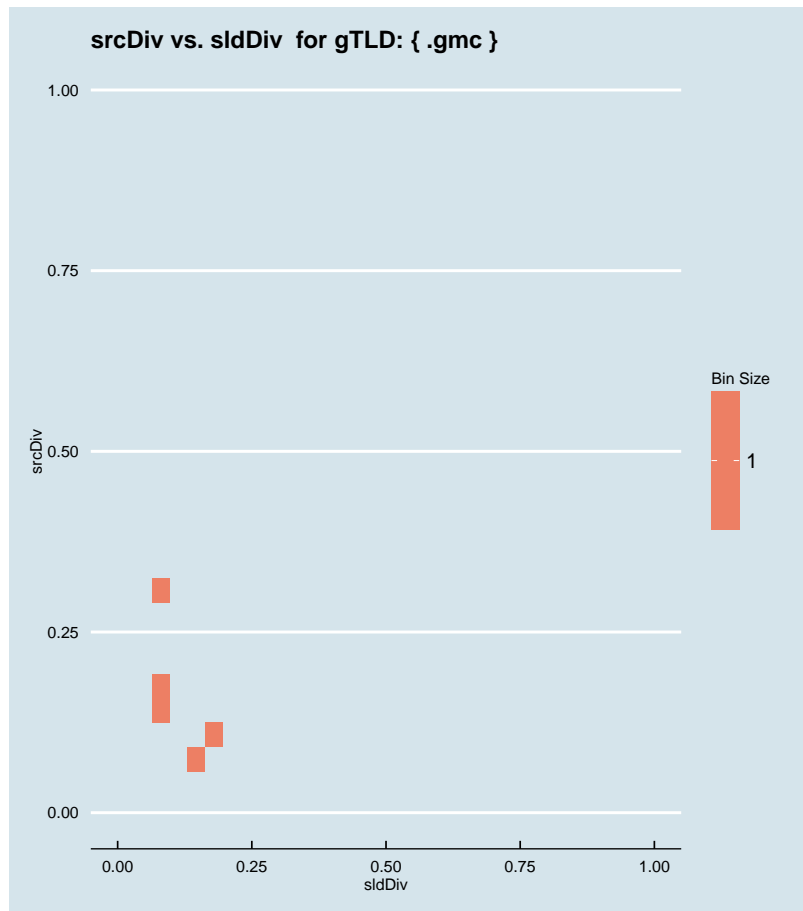


Figure 2.696: Binned scatter-plot of srcDiv and sldDiv for gTLD: { .gmc }.

### :: 2.489 Representative SLDs for gTLD: { .gmo }

In this section, we collect representative SLDs related to gTLD: 'gmo'. We found 2 unique SLDs after filtering. A total of 40813 records were considered representative and they are 80.480% of the gTLD dump. Since the total number of records for this gTLD is 40813, there are 0 non-representative records (NRep). In addition, this set comprises  $1.67E-5$  of the entire data-set. Table 2.349 shows the corresponding SLDs ordered by the level of importance. Figure 2.697 shows the record count (PPM) for each representative SLD. Figure 2.698 shows the binned scatter-plot of srcDiv and sldDiv.

► { .gmo }  
 Total SLDs: 2  
 a-sldDiv: 80.480%  
 a-oR: 0.002%  
 NRep: 0

Individual SLD descriptors for gTLD: {gmo}										
SLD	count	sldDiv	$\phi$ -sldDiv	ipcount	srcDiv	$\phi$ -srcDiv	oR	a-srcDiv	a-oR	rem
INCATB	0.037	0.737	1.000	6.54E-4	0.018	0.001	1.53E-5	0.737	1.53E-5	3450
INVALID	0.003	0.068	1.000	1.4E-4	0.041	0.004	1.41E-6	0.805	1.67E-5	0

Table 2.349: Top 2 most significant SLDs for gTLD 'gmo'. The SLD list holds 80.480% of the entries found in the gTLD and 1.67E-5 of the total number of entries for the entire experiment. **count** represents the number of records found for the SLD (in parts per million). **sldDiv** is the raw count divided by the number of records of this gTLD dump file. **oR** is the ratio of raw count to the total number of records of the experiment.  **$\phi$ -sldDiv** represents the  $\phi$  percentile of sldDiv on the entire data-set. **a-srcDiv** is the cumulative srcDiv variable. **a-oR** is the cumulative oR.

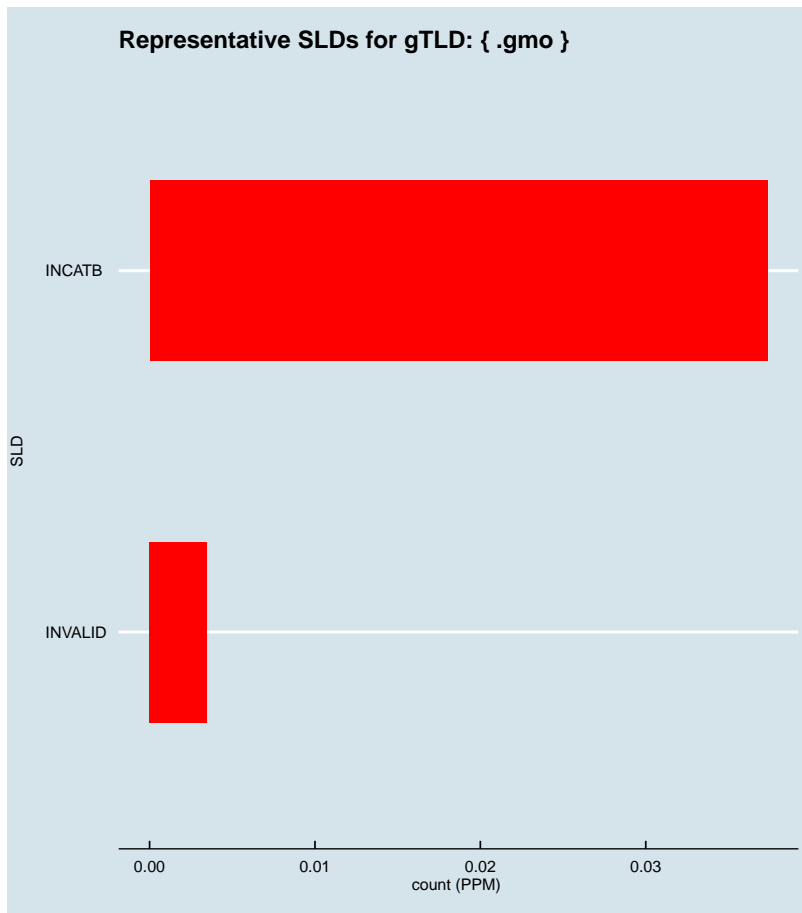


Figure 2.697: Representative SLDs for gTLD: { .gmo }. The x axis displays number of times (in parts per million) the corresponding SLD (y axis) was found in the gTLD.

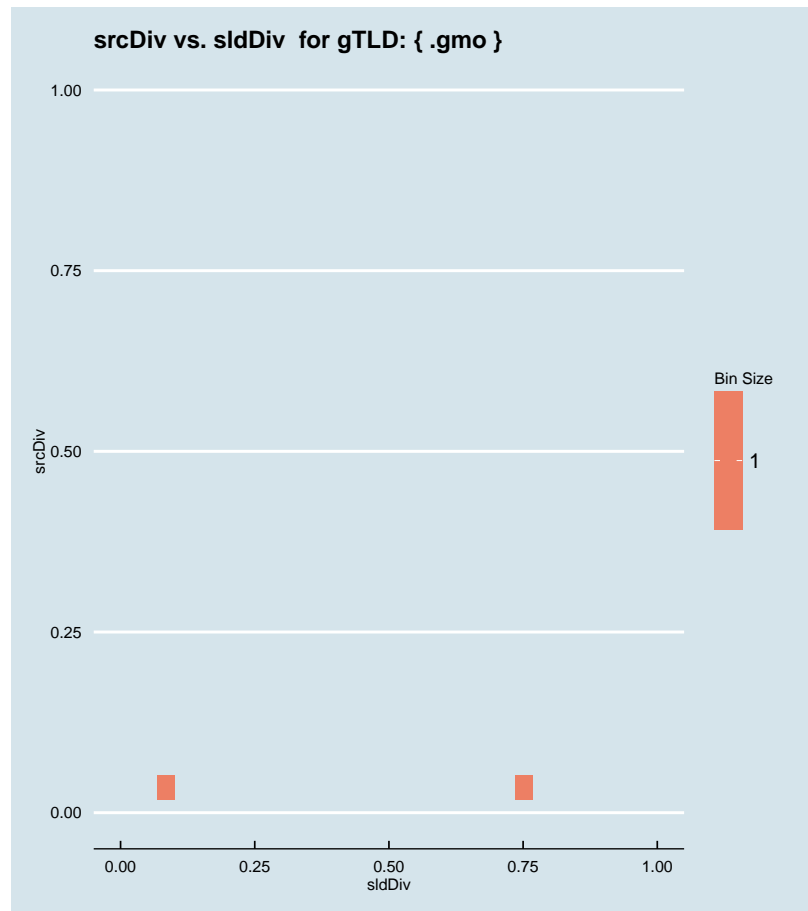


Figure 2.698: Binned scatter-plot of srcDiv and sldDiv for gTLD: { .gmo }.

### :: 2.490 Representative SLDs for gTLD: { .gmx }

In this section, we collect representative SLDs related to gTLD: 'gmx'. We found 8 unique SLDs after filtering. A total of 36507 records were considered representative and they are 73.835% of the gTLD dump. Since the total number of records for this gTLD is 36507, there are 0 non-representative records (NRep). In addition, this set comprises  $1.5E-5$  of the entire data-set. Table 2.350 shows the corresponding SLDs ordered by the level of importance. Figure 2.699 shows the record count (PPM) for each representative SLD. Figure 2.700 shows the binned scatter-plot of srcDiv and sldDiv.

► { .gmx }  
Total SLDs: 8  
a-sldDiv: 73.835%  
a-oR: 0.001%  
NRep: 0

Individual SLD descriptors for gTLD: {gmx}										
SLD	count	sldDiv	$\phi$ -sldDiv	ipcount	srcDiv	$\phi$ -srcDiv	oR	a-srcDiv	a-oR	rem
INCATI	0.011	0.219	1.000	1.12E-4	0.010	5.22E-4	4.43E-6	0.219	4.43E-6	25698
INCATE	0.007	0.138	1.000	0.003	0.369	0.102	2.8E-6	0.357	7.23E-6	18869
pop	0.006	0.131	1.000	7.67E-4	0.119	0.022	2.65E-6	0.488	9.88E-6	12397
INCATC	0.005	0.107	1.000	0.002	0.329	0.082	2.18E-6	0.595	1.21E-5	7084
RANDOM13	0.002	0.043	1.000	4.44E-4	0.209	0.049	8.72E-7	0.638	1.29E-5	4956
imap	0.002	0.037	1.000	3.94E-4	0.216	0.051	7.47E-7	0.675	1.37E-5	3134
INCATB	0.002	0.032	1.000	7.2E-4	0.453	0.124	6.51E-7	0.707	1.43E-5	1546
freundscha...	0.002	0.031	1.000	6.2E-5	0.040	0.004	6.34E-7	0.738	1.5E-5	0

Table 2.350: Top 8 most significant SLDs for gTLD 'gmx'. The SLD list holds 73.835% of the entries found in the gTLD and 1.5E-5 of the total number of entries for the entire experiment. **count** represents the number of records found for the SLD (in parts per million). **sldDiv** is the raw count divided by the number of records of this gTLD dump file. **oR** is the ratio of raw count to the total number of records of the experiment.  **$\phi$ -sldDiv** represents the  $\phi$  percentile of sldDiv on the entire data-set. **a-srcDiv** is the cumulative srcDiv variable. **a-oR** is the cumulative oR.

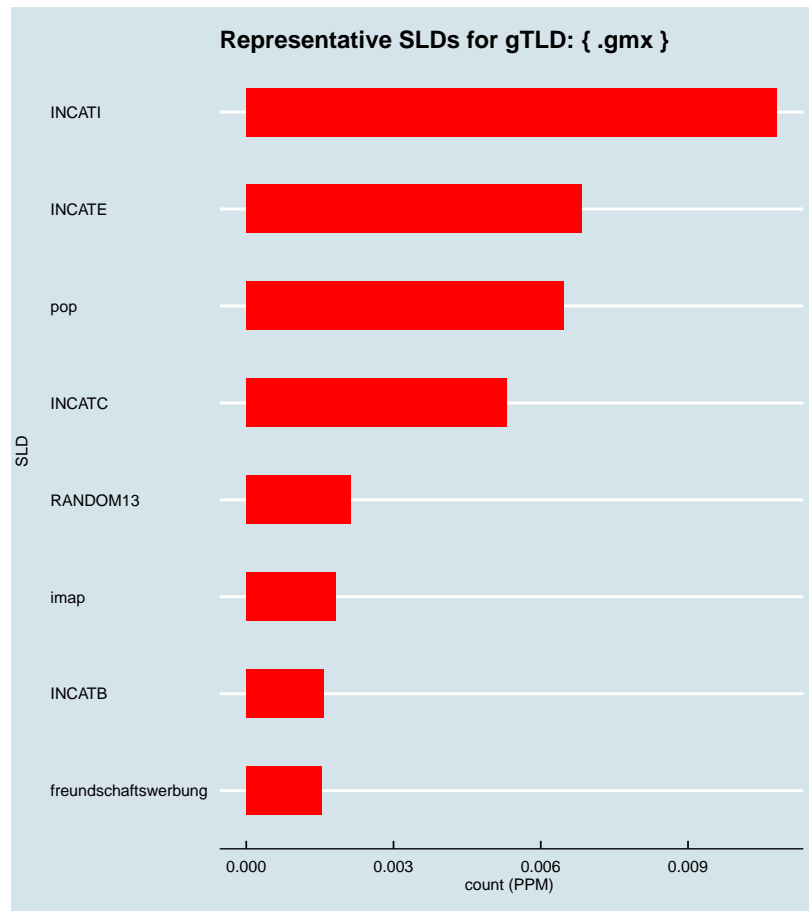


Figure 2.699: Representative SLDs for gTLD: { .gmx }. The  $x$  axis displays number of times (in parts per million) the corresponding SLD ( $y$  axis) was found in the gTLD.

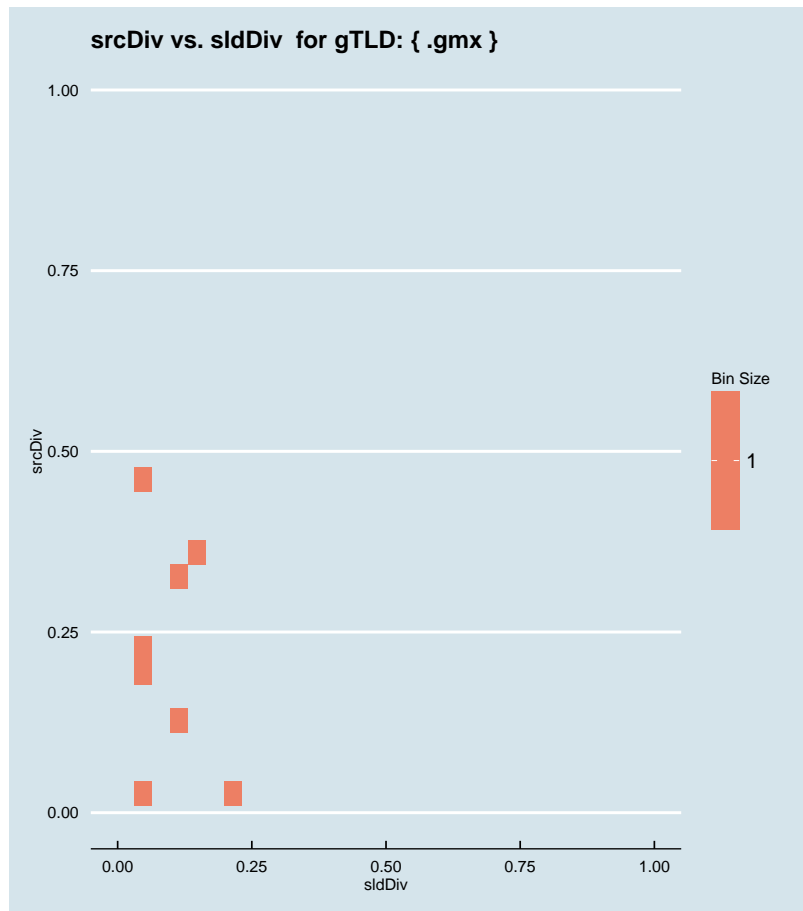


Figure 2.700: Binned scatter-plot of srcDiv and sldDiv for gTLD: { .gmx }.

### :: 2.491 Representative SLDs for gTLD: { .godaddy }

In this section, we collect representative SLDs related to gTLD: 'godaddy'. We found 1 unique SLDs after filtering. A total of 1448 records were considered representative and they are 35.027% of the gTLD dump. Since the total number of records for this gTLD is 1448, there are 0 non-representative records (NRep). In addition, this set comprises  $5.93E-7$  of the entire data-set. Table 2.351 shows the corresponding SLDs ordered by the level of importance. Figure 2.701 shows the record count (PPM) for each representative SLD. Figure 2.702 shows the binned scatter-plot of srcDiv and sldDiv.

► { .godaddy }  
 Total SLDs: 1  
 a-sldDiv: 35.027%  
 a-oR: 0.000%  
 NRep: 0



Individual SLD descriptors for gTLD: {godaddy}										
<b>SLD</b>	<b>count</b>	<b>sldDiv</b>	$\phi$ - <b>sldDiv</b>	<b>ipcount</b>	<b>srcDiv</b>	$\phi$ - <b>srcDiv</b>	<b>oR</b>	<b>a-srcDiv</b>	<b>a-oR</b>	<b>rem</b>
INCATE	0.001	0.350	1.000	0.001	0.738	0.244	5.93E-7	0.350	5.93E-7	0

Table 2.351: Top 1 most significant SLDs for gTLD 'godaddy'. The SLD list holds 35.027% of the entries found in the gTLD and 5.93E-7 of the total number of entries for the entire experiment. **count** represents the number of records found for the SLD (in parts per million). **sldDiv** is the raw count divided by the number of records of this gTLD dump file. **oR** is the ratio of raw count to the total number of records of the experiment.  $\phi$ -**sldDiv** represents the  $\phi$  percentile of sldDiv on the entire data-set. **a-srcDiv** is the cumulative srcDiv variable. **a-oR** is the cumulative oR.

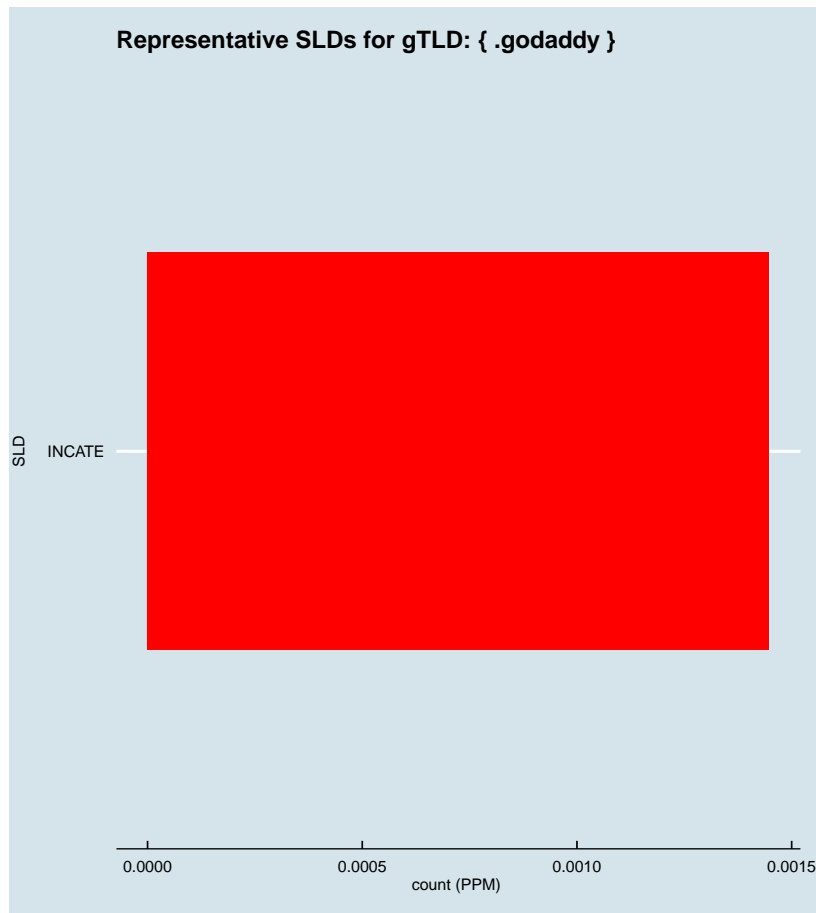


Figure 2.701: Representative SLDs for gTLD: { .godaddy }. The  $x$  axis displays number of times (in parts per million) the corresponding SLD ( $y$  axis) was found in the gTLD.

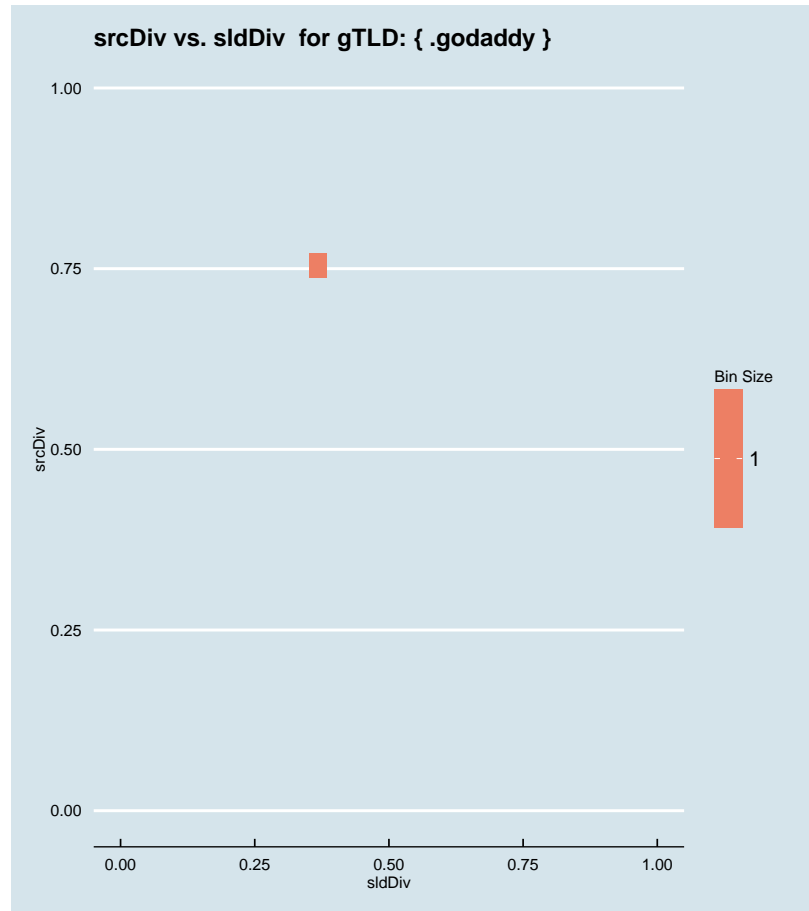


Figure 2.702: Binned scatter-plot of srcDiv and sldDiv for gTLD: { .godaddy }.

### :: 2.492 Representative SLDs for gTLD: { .gold }

In this section, we collect representative SLDs related to gTLD: 'gold'. We found 12 unique SLDs after filtering. A total of 409095 records were considered representative and they are 87.227% of the gTLD dump. Since the total number of records for this gTLD is 409095, there are 0 non-representative records (NRep). In addition, this set comprises  $1.68E-4$  of the entire data-set. Table 2.352 shows the corresponding SLDs ordered by the level of importance. Figure 2.703 shows the record count (PPM) for each representative SLD. Figure 2.704 shows the binned scatter-plot of srcDiv and sldDiv.

► { .gold }  
Total SLDs: 12  
a-sldDiv: 87.227%  
a-oR: 0.017%  
NRep: 0

Individual SLD descriptors for gTLD: {gold}										
SLD	count	sldDiv	$\phi$ -sldDiv	ipcount	srcDiv	$\phi$ -srcDiv	oR	a-srcDiv	a-oR	rem
RANDOM10	0.199	0.424	1.000	0.004	0.020	0.001	8.15E-5	0.424	8.15E-5	210144
INCATB	0.068	0.144	1.000	0.003	0.039	0.004	2.78E-5	0.569	1.09E-4	142423
RANDOM13	0.053	0.113	1.000	0.001	0.021	0.002	2.17E-5	0.681	1.31E-4	89483
INVALID	0.029	0.063	1.000	0.003	0.085	0.013	1.2E-5	0.744	1.43E-4	60132
isatap	0.019	0.041	1.000	0.003	0.144	0.030	7.97E-6	0.786	1.51E-4	40684
wpad	0.019	0.041	1.000	0.002	0.128	0.025	7.96E-6	0.827	1.59E-4	21265
INCATC	0.007	0.016	0.999	0.002	0.214	0.050	3.07E-6	0.843	1.62E-4	13771
INCATF	0.004	0.009	0.999	4.88E-4	0.115	0.021	1.75E-6	0.852	1.64E-4	9510
SHORTSLD	0.003	0.007	0.999	9.88E-4	0.309	0.079	1.31E-6	0.859	1.65E-4	6309
dominio	0.002	0.005	0.999	4E-6	0.002	3.65E-5	1.02E-6	0.864	1.66E-4	3816
INCATE	0.002	0.005	0.999	0.002	0.720	0.241	8.66E-7	0.869	1.67E-4	1704
annai	0.002	0.004	0.998	1.2E-5	0.007	3.02E-4	6.98E-7	0.872	1.68E-4	0

Table 2.352: Top 12 most significant SLDs for gTLD 'gold'. The SLD list holds 87.227% of the entries found in the gTLD and 1.68E-4 of the total number of entries for the entire experiment. **count** represents the number of records found for the SLD (in parts per million). **sldDiv** is the raw count divided by the number of records of this gTLD dump file. **oR** is the ratio of raw count to the total number of records of the experiment.  **$\phi$ -sldDiv** represents the  $\phi$  percentile of sldDiv on the entire data-set. **a-srcDiv** is the cumulative srcDiv variable. **a-oR** is the cumulative oR.

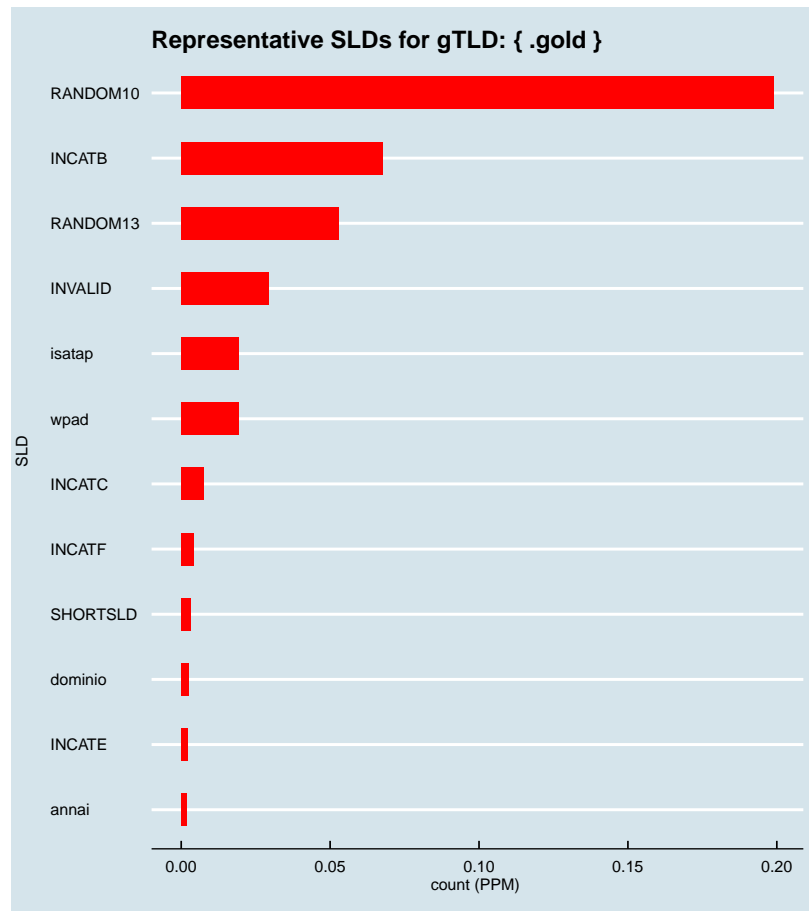


Figure 2.703: Representative SLDs for gTLD: { .gold }. The  $x$  axis displays number of times (in parts per million) the corresponding SLD ( $y$  axis) was found in the gTLD.

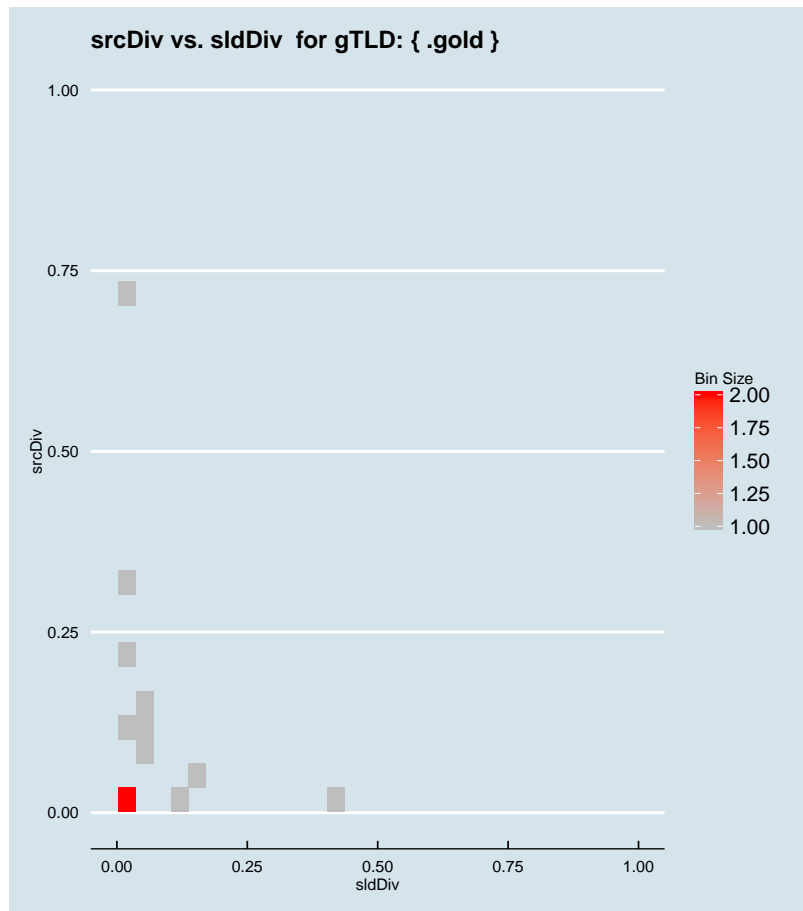


Figure 2.704: Binned scatter-plot of srcDiv and sldDiv for gTLD: { .gold }.

∴ 2.493 Representative SLDs for gTLD: { .goldpoint }

In this section, we collect representative SLDs related to gTLD: 'goldpoint'. We found 0 unique SLDs after filtering. A total of 0 records were considered representative and they are 0.000% of the gTLD dump. Since the total number of records for this gTLD is 0, there are 0 non-representative records (NRep). In addition, this set comprises 0E0 of the entire data-set.

► { .goldpoint }  
 Total SLDs: 0  
 a-sldDiv: 0.000%  
 a-oR: 0.000%  
 NRep: 0

∴ 2.494 Representative SLDs for gTLD: { .golf }

In this section, we collect representative SLDs related to gTLD: 'golf'. We found 9

► { .golf }  
 Total SLDs: 9  
 a-sldDiv: 71.235%  
 a-oR: 0.002%  
 NRep: 0

unique SLDs after filtering. A total of 39776 records were considered representative and they are 71.235% of the gTLD dump. Since the total number of records for this gTLD is 39776, there are 0 non-representative records (NRep). In addition, this set comprises  $1.63E-5$  of the entire data-set. Table 2.353 shows the corresponding SLDs ordered by the level of importance. Figure 2.705 shows the record count (PPM) for each representative SLD. Figure 2.706 shows the binned scatter-plot of srcDiv and sldDiv.

Individual SLD descriptors for gTLD: {golf}										
SLD	count	sldDiv	$\phi$ -sldDiv	ipcount	srcDiv	$\phi$ -srcDiv	oR	a-srcDiv	a-oR	rem
INVALID	0.011	0.197	1.000	$7.51E-4$	0.068	0.010	$4.52E-6$	0.197	$4.52E-6$	28757
INCATF	0.009	0.159	1.000	$5.07E-4$	0.057	0.007	$3.64E-6$	0.356	$8.15E-6$	19886
RANDOM10	0.005	0.085	1.000	$5.02E-4$	0.105	0.018	$1.96E-6$	0.442	$1.01E-5$	15114
innis	0.004	0.072	1.000	$4.73E-4$	0.118	0.022	$1.64E-6$	0.513	$1.17E-5$	11106
INCATB	0.003	0.054	1.000	$7.01E-4$	0.232	0.055	$1.24E-6$	0.567	$1.3E-5$	8088
RANDOM13	0.003	0.051	1.000	$5.26E-4$	0.184	0.041	$1.17E-6$	0.619	$1.42E-5$	5224
wpad	0.002	0.042	1.000	$5.67E-4$	0.239	0.056	$9.71E-7$	0.661	$1.51E-5$	2855
isatap	0.001	0.027	0.999	$5.01E-4$	0.337	0.096	$6.09E-7$	0.688	$1.57E-5$	1368
INCATC	0.001	0.024	0.999	$5.11E-4$	0.374	0.102	$5.61E-7$	0.712	$1.63E-5$	0

Table 2.353: Top 9 most significant SLDs for gTLD 'golf'. The SLD list holds 71.235% of the entries found in the gTLD and  $1.63E-5$  of the total number of entries for the entire experiment. **count** represents the number of records found for the SLD (in parts per million). **sldDiv** is the raw count divided by the number of records of this gTLD dump file. **oR** is the ratio of raw count to the total number of records of the experiment.  **$\phi$ -sldDiv** represents the  $\phi$  percentile of sldDiv on the entire data-set. **a-srcDiv** is the cumulative srcDiv variable. **a-oR** is the cumulative oR.

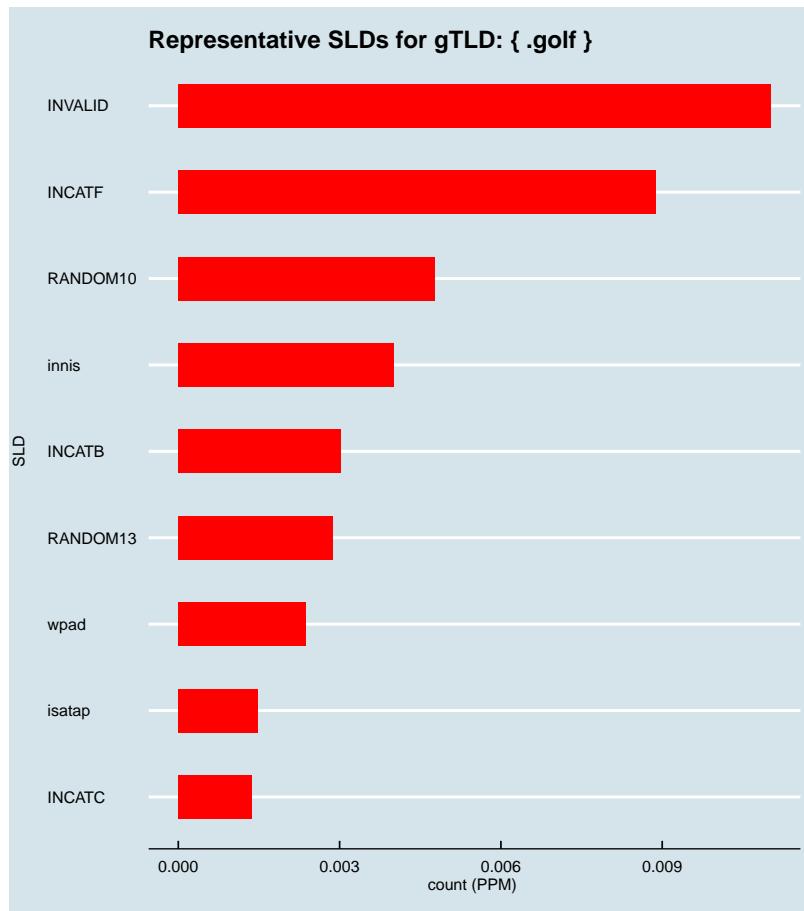


Figure 2.705: Representative SLDs for gTLD: { .golf }. The x axis displays number of times (in parts per million) the corresponding SLD (y axis) was found in the gTLD.



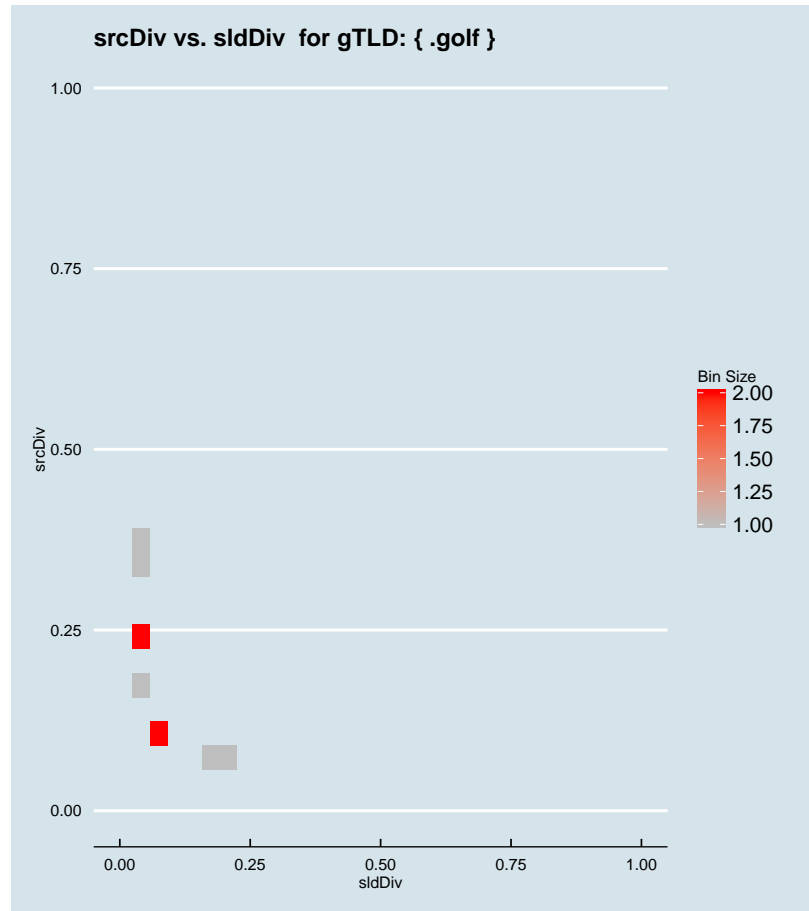


Figure 2.706: Binned scatter-plot of srcDiv and sldDiv for gTLD: { .golf }.

### :: 2.495 Representative SLDs for gTLD: { .goo }

In this section, we collect representative SLDs related to gTLD: 'goo'. We found 18 unique SLDs after filtering. A total of 532576 records were considered representative and they are 93.973% of the gTLD dump. Since the total number of records for this gTLD is 532576, there are 0 non-representative records (NRep). In addition, this set comprises  $2.18E-4$  of the entire data-set. Table 2.354 shows the corresponding SLDs ordered by the level of importance. Figure 2.707 shows the record count (PPM) for each representative SLD. Figure 2.708 shows the binned scatter-plot of srcDiv and sldDiv.

► { .goo }  
Total SLDs: 18  
a-sldDiv: 93.973%  
a-oR: 0.022%  
NRep: 0

Individual SLD descriptors for gTLD: {goo}										
SLD	count	sldDiv	$\phi$ -sldDiv	ipcount	srcDiv	$\phi$ -srcDiv	oR	a-srcDiv	a-oR	rem
INCATE	0.350	0.617	1.000	0.084	0.242	0.057	1.43E-4	0.617	1.43E-4	182791
INCATC	0.086	0.151	1.000	0.022	0.253	0.065	3.52E-5	0.769	1.79E-4	97004
SHORTSLD	0.034	0.060	1.000	0.013	0.379	0.104	1.4E-5	0.829	1.92E-4	62927
www	0.015	0.027	0.999	0.007	0.450	0.124	6.2E-6	0.855	1.99E-4	47791
RANDOM13	0.011	0.020	0.999	0.001	0.094	0.015	4.66E-6	0.875	2.03E-4	36424
INCATB	0.005	0.010	0.999	0.001	0.266	0.067	2.23E-6	0.885	2.06E-4	30983
maps	0.005	0.009	0.999	0.004	0.686	0.233	2.11E-6	0.894	2.08E-4	25830
INVALID	0.004	0.008	0.999	8.95E-4	0.210	0.049	1.74E-6	0.902	2.09E-4	21576
accounts	0.004	0.007	0.999	0.002	0.604	0.199	1.55E-6	0.908	2.11E-4	17786
feedproxy	0.003	0.006	0.999	0.002	0.544	0.182	1.31E-6	0.914	2.12E-4	14587
translate	0.003	0.005	0.999	0.002	0.684	0.233	1.08E-6	0.919	2.13E-4	11948
sites	0.002	0.004	0.999	0.002	0.709	0.237	9.96E-7	0.923	2.14E-4	9517
RANDOM10	0.002	0.003	0.998	6.76E-4	0.349	0.097	7.94E-7	0.926	2.15E-4	7580
checkout	0.002	0.003	0.998	0.001	0.609	0.200	7.65E-7	0.930	2.16E-4	5714
ajax	0.002	0.003	0.998	7.57E-4	0.481	0.129	6.45E-7	0.932	2.17E-4	4141
code	0.001	0.003	0.998	9.39E-4	0.626	0.204	6.14E-7	0.935	2.17E-4	2642
images	0.001	0.002	0.998	0.001	0.788	0.266	5.79E-7	0.938	2.18E-4	1230
pagead2	0.001	0.002	0.998	5.9E-4	0.480	0.129	5.04E-7	0.940	2.18E-4	0

Table 2.354: Top 18 most significant SLDs for gTLD 'goo'. The SLD list holds 93.973% of the entries found in the gTLD and 2.18E-4 of the total number of entries for the entire experiment. **count** represents the number of records found for the SLD (in parts per million). **sldDiv** is the raw count divided by the number of records of this gTLD dump file. **oR** is the ratio of raw count to the total number of records of the experiment.  **$\phi$ -sldDiv** represents the  $\phi$  percentile of sldDiv on the entire data-set. **a-srcDiv** is the cumulative srcDiv variable. **a-oR** is the cumulative oR.

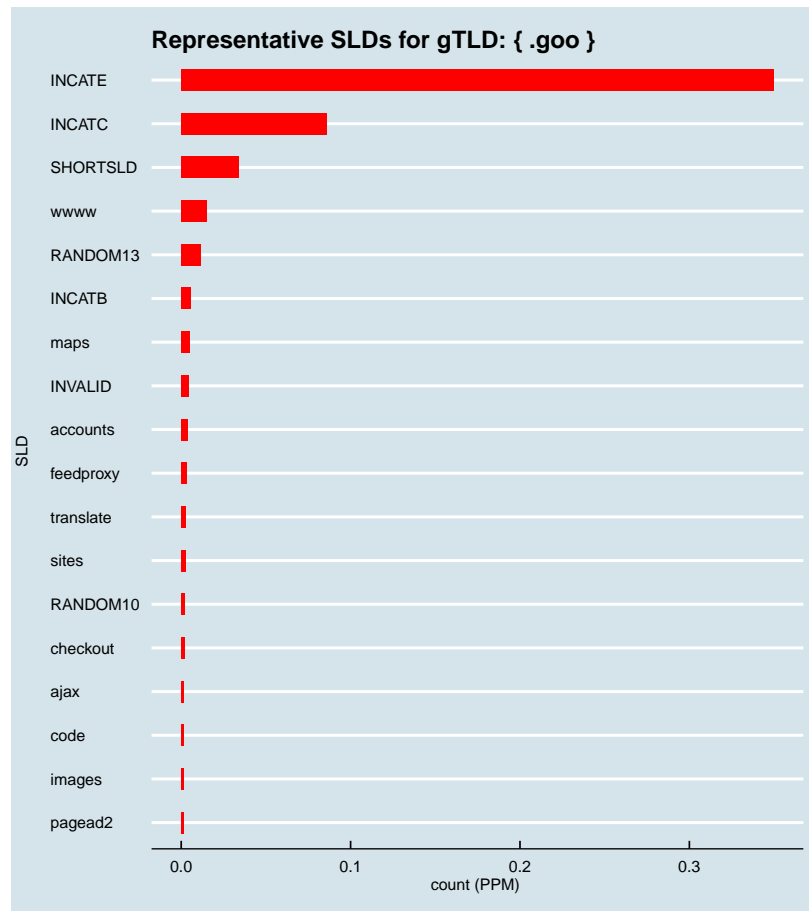


Figure 2.707: Representative SLDs for gTLD: { .goo }. The  $x$  axis displays number of times (in parts per million) the corresponding SLD ( $y$  axis) was found in the gTLD.

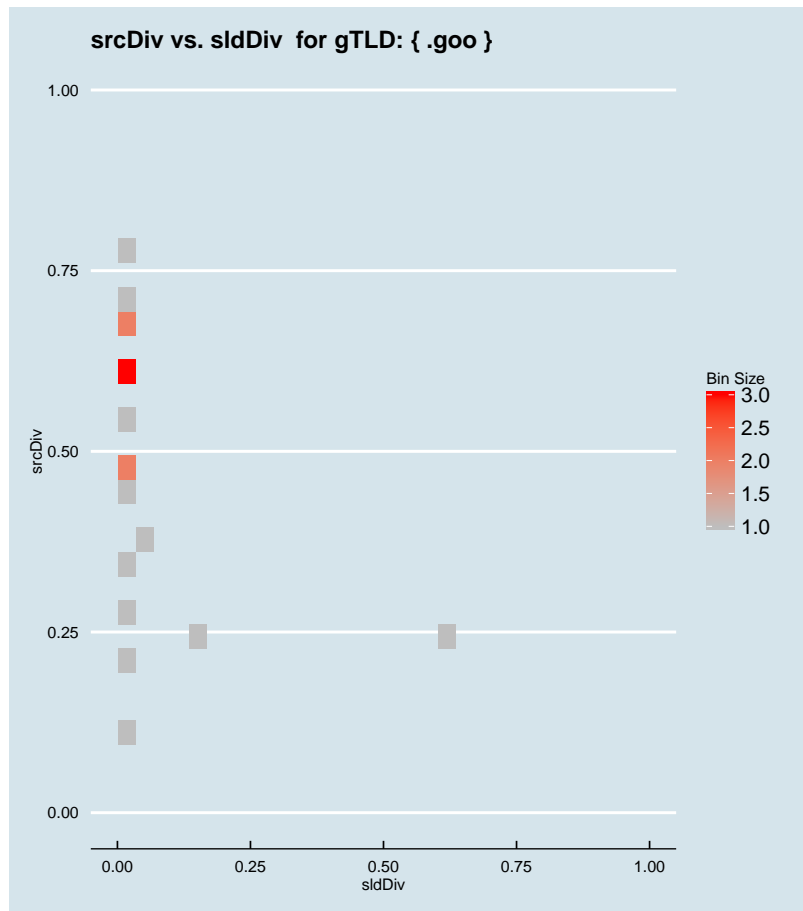


Figure 2.708: Binned scatter-plot of srcDiv and sldDiv for gTLD: { .goo }.

∴ 2.496 Representative SLDs for gTLD: { .goodhands }

In this section, we collect representative SLDs related to gTLD: 'goodhands'. We found 0 unique SLDs after filtering. A total of 0 records were considered representative and they are 0.000% of the gTLD dump. Since the total number of records for this gTLD is 0, there are 0 non-representative records (NRep). In addition, this set comprises 0EO of the entire data-set.

► { .goodhands }  
 Total SLDs: 0  
 a-sldDiv: 0.000%  
 a-oR: 0.000%  
 NRep: 0

∴ 2.497 Representative SLDs for gTLD: { .goodyear }

In this section, we collect representative SLDs related to gTLD: 'goodyear'. We found

► { .goodyear }  
 Total SLDs: 2  
 a-sldDiv: 79.752%  
 a-oR: 0.000%  
 NRep: 0

2 unique SLDs after filtering. A total of 5786 records were considered representative and they are 79.752% of the gTLD dump. Since the total number of records for this gTLD is 5786, there are 0 non-representative records (NRep). In addition, this set comprises  $2.37E-6$  of the entire data-set. Table 2.355 shows the corresponding SLDs ordered by the level of importance. Figure 2.709 shows the record count (PPM) for each representative SLD. Figure 2.710 shows the binned scatter-plot of srcDiv and sldDiv.

Individual SLD descriptors for gTLD: {goodyear}										
SLD	count	sldDiv	$\phi$ -sldDiv	ipcount	srcDiv	$\phi$ -srcDiv	oR	a-srcDiv	a-oR	rem
pId	0.004	0.620	1.000	$8E-6$	0.002	$4.2E-5$	$1.84E-6$	0.620	$1.84E-6$	1290
INCATB	0.001	0.178	1.000	$1.93E-4$	0.150	0.030	$5.29E-7$	0.798	$2.37E-6$	0

Table 2.355: Top 2 most significant SLDs for gTLD 'goodyear'. The SLD list holds 79.752% of the entries found in the gTLD and  $2.37E-6$  of the total number of entries for the entire experiment. **count** represents the number of records found for the SLD (in parts per million). **sldDiv** is the raw count divided by the number of records of this gTLD dump file. **oR** is the ratio of raw count to the total number of records of the experiment.  **$\phi$ -sldDiv** represents the  $\phi$  percentile of sldDiv on the entire data-set. **a-srcDiv** is the cumulative srcDiv variable. **a-oR** is the cumulative oR.

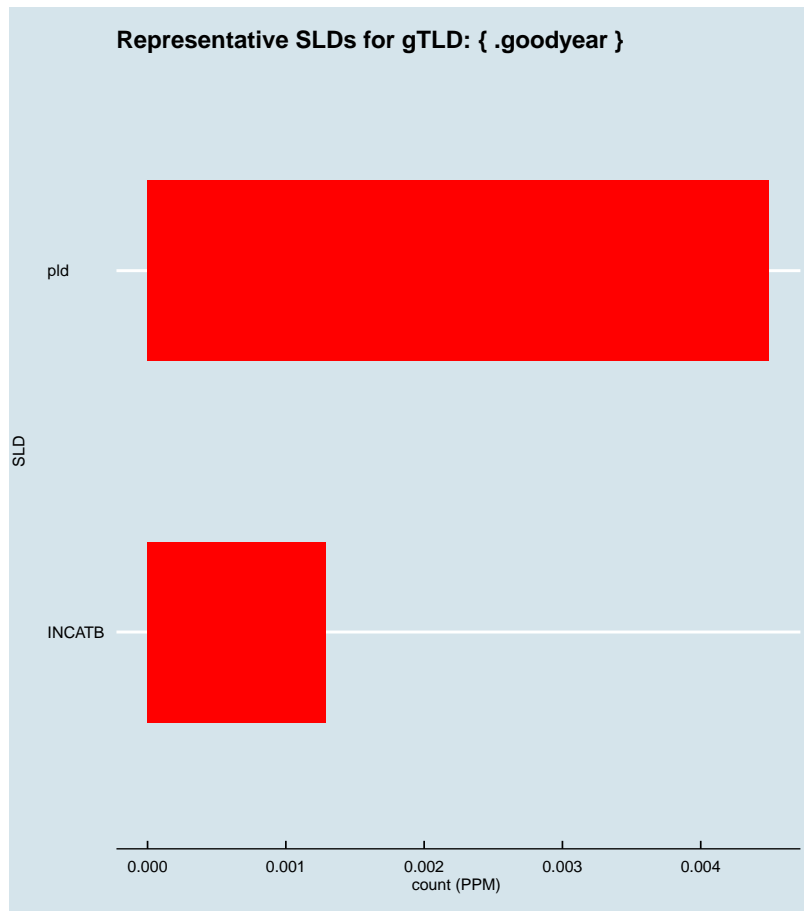


Figure 2.709: Representative SLDs for gTLD: { .goodyear }. The x axis displays number of times (in parts per million) the corresponding SLD (y axis) was found in the gTLD.

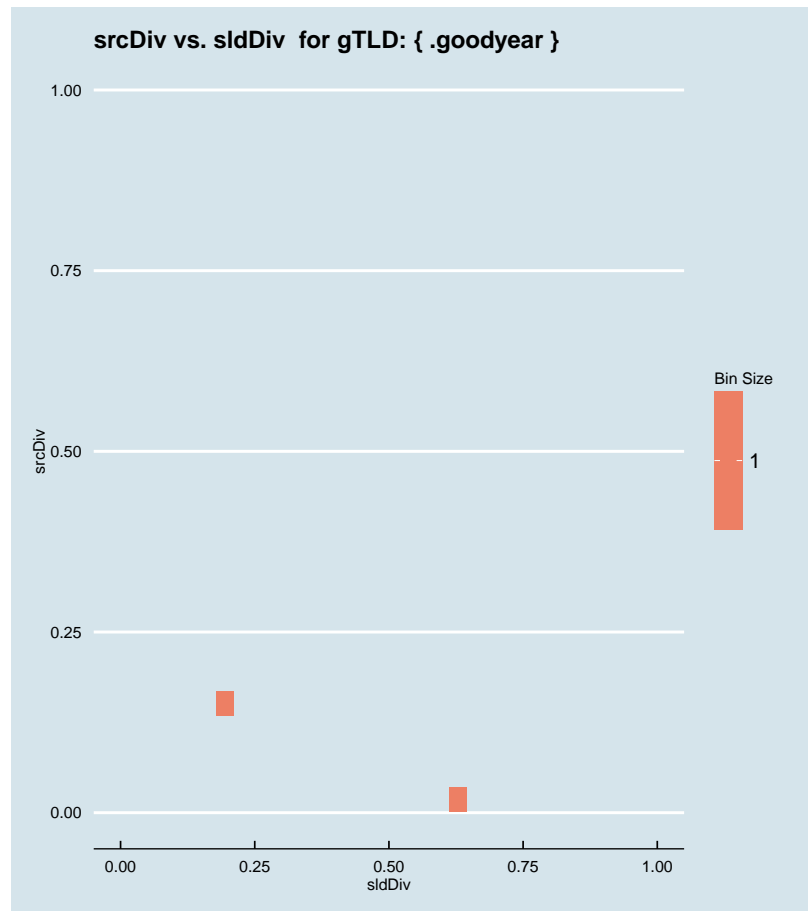


Figure 2.710: Binned scatter-plot of srcDiv and sldDiv for gTLD: { .goodyear }.

### :: 2.498 Representative SLDs for gTLD: { .goog }

In this section, we collect representative SLDs related to gTLD: 'goog'. We found 19 unique SLDs after filtering. A total of 355531 records were considered representative and they are 92.869% of the gTLD dump. Since the total number of records for this gTLD is 355531, there are 0 non-representative records (NRep). In addition, this set comprises  $1.46E-4$  of the entire data-set. Table 2.356 shows the corresponding SLDs ordered by the level of importance. Figure 2.711 shows the record count (PPM) for each representative SLD. Figure 2.712 shows the binned scatter-plot of srcDiv and sldDiv.

► { .goog }  
Total SLDs: 19  
a-sldDiv: 92.869%  
a-oR: 0.015%  
NRep: 0

Individual SLD descriptors for gTLD: {goog}										
SLD	count	sldDiv	$\phi$ -sldDiv	ipcount	srcDiv	$\phi$ -srcDiv	oR	a-srcDiv	a-oR	rem
INCATE	0.208	0.542	1.000	0.050	0.243	0.057	8.51E-5	0.542	8.51E-5	147994
INCATC	0.071	0.185	1.000	0.018	0.255	0.065	2.9E-5	0.727	1.14E-4	77144
INCATB	0.030	0.077	1.000	0.001	0.036	0.004	1.21E-5	0.805	1.26E-4	47522
SHORTSLD	0.010	0.027	0.999	0.005	0.526	0.179	4.19E-6	0.831	1.3E-4	37296
RANDOM13	0.007	0.018	0.999	8.72E-4	0.126	0.024	2.84E-6	0.849	1.33E-4	30359
accounts	0.005	0.013	0.999	0.003	0.580	0.190	2.04E-6	0.862	1.35E-4	25383
maps	0.004	0.010	0.999	0.002	0.656	0.208	1.51E-6	0.872	1.37E-4	21709
www	0.003	0.009	0.999	0.002	0.652	0.208	1.42E-6	0.881	1.38E-4	18256
sites	0.002	0.006	0.999	0.002	0.738	0.244	9.29E-7	0.887	1.39E-4	15989
checkout	0.002	0.005	0.999	0.001	0.575	0.190	8.57E-7	0.892	1.4E-4	13897
2fcom	0.002	0.005	0.999	1.79E-4	0.090	0.014	8.14E-7	0.898	1.41E-4	11910
translate	0.002	0.005	0.999	0.001	0.731	0.243	7.77E-7	0.903	1.42E-4	10014
load	0.002	0.005	0.999	3.53E-4	0.187	0.041	7.75E-7	0.907	1.42E-4	8124
callbacks	0.002	0.004	0.998	2.5E-4	0.163	0.033	6.3E-7	0.911	1.43E-4	6587
RANDOM10	0.001	0.004	0.998	7.86E-4	0.538	0.181	5.99E-7	0.915	1.44E-4	5126
images	0.001	0.004	0.998	7.49E-4	0.552	0.184	5.56E-7	0.919	1.44E-4	3769
INVALID	0.001	0.003	0.998	5.66E-4	0.424	0.117	5.47E-7	0.922	1.45E-4	2434
window	0.001	0.003	0.998	2.41E-4	0.197	0.043	5.02E-7	0.926	1.45E-4	1209
pagead2	0.001	0.003	0.998	5.83E-4	0.482	0.129	4.95E-7	0.929	1.46E-4	0

Table 2.356: Top 19 most significant SLDs for gTLD 'goog'. The SLD list holds 92.869% of the entries found in the gTLD and 1.46E-4 of the total number of entries for the entire experiment. **count** represents the number of records found for the SLD (in parts per million). **sldDiv** is the raw count divided by the number of records of this gTLD dump file. **oR** is the ratio of raw count to the total number of records of the experiment.  **$\phi$ -sldDiv** represents the  $\phi$  percentile of sldDiv on the entire data-set. **a-srcDiv** is the cumulative srcDiv variable. **a-oR** is the cumulative oR.



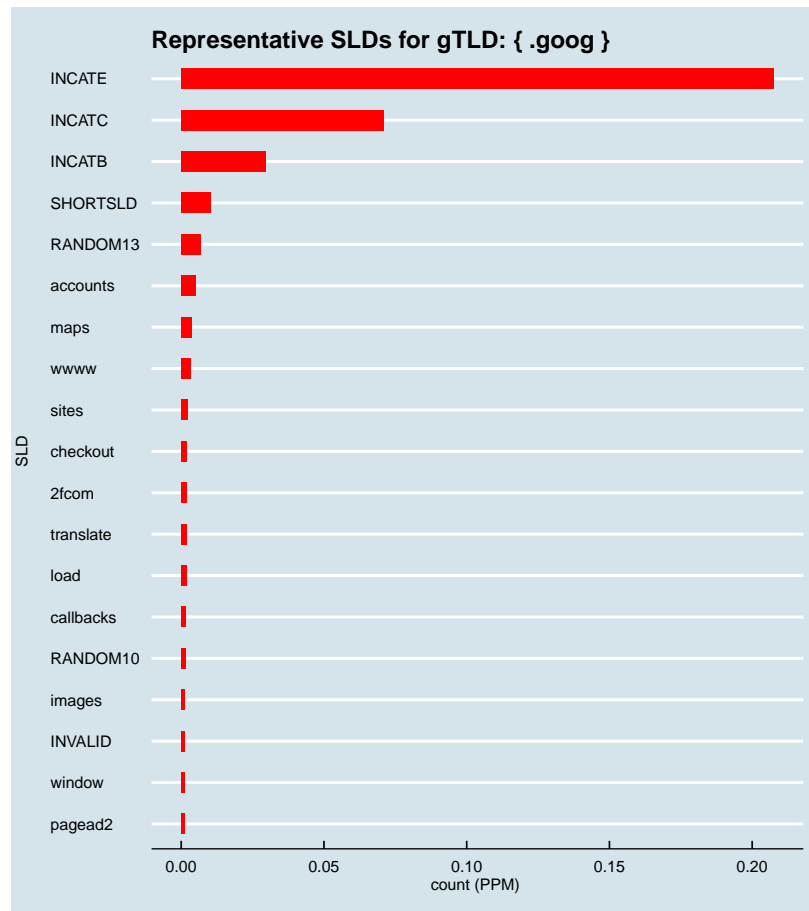


Figure 2.711: Representative SLDs for gTLD: { .goog }. The  $x$  axis displays number of times (in parts per million) the corresponding SLD ( $y$  axis) was found in the gTLD.

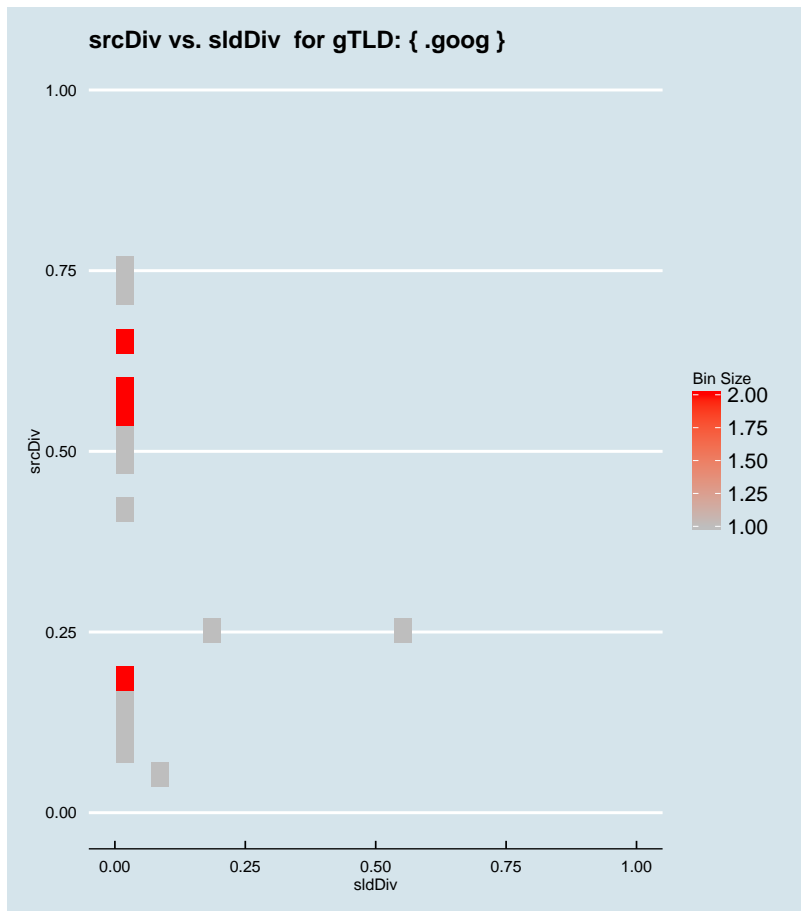


Figure 2.712: Binned scatter-plot of srcDiv and sldDiv for gTLD: { .goog }.

### :: 2.499 Representative SLDs for gTLD: { .google }

In this section, we collect representative SLDs related to gTLD: 'google'. We found 35 unique SLDs after filtering. A total of 2008000 records were considered representative and they are 96.115% of the gTLD dump. Since the total number of records for this gTLD is 2008000, there are 0 non-representative records (NRep). In addition, this set comprises  $8.23E-4$  of the entire data-set. Table 2.357 shows the corresponding SLDs ordered by the level of importance. Figure 2.713 shows the record count (PPM) for each representative SLD. Figure 2.714 shows the binned scatter-plot of srcDiv and sldDiv.

► { .google }  
 Total SLDs: 35  
 a-sldDiv: 96.115%  
 a-oR: 0.082%  
 NRep: 0

Individual SLD descriptors for gTLD: {google}										
SLD	count	sldDiv	$\phi$ -sldDiv	ipcount	srcDiv	$\phi$ -srcDiv	oR	a-srcDiv	a-oR	rem
SHORTSLD	0.690	0.330	1.000	0.054	0.079	0.012	2.83E-4	0.330	2.83E-4	1318124
INCATE	0.560	0.268	1.000	0.104	0.185	0.041	2.29E-4	0.598	5.12E-4	758507
INVALID	0.170	0.081	1.000	0.013	0.079	0.012	6.96E-5	0.679	5.82E-4	588632
RANDOM13	0.153	0.073	1.000	0.001	0.008	3.49E-4	6.28E-5	0.753	6.44E-4	435334
INCATC	0.098	0.047	1.000	0.023	0.231	0.054	4.04E-5	0.800	6.85E-4	336846
INCATB	0.085	0.041	1.000	0.008	0.088	0.014	3.5E-5	0.841	7.2E-4	251416
RANDOM10	0.063	0.030	1.000	0.004	0.068	0.010	2.6E-5	0.871	7.46E-4	187963
anonymous	0.034	0.016	0.999	5.06E-4	0.015	9.19E-4	1.4E-5	0.888	7.6E-4	153716
maps	0.023	0.011	0.999	0.010	0.451	0.124	9.29E-6	0.898	7.69E-4	131044
translate	0.021	0.010	0.999	0.009	0.418	0.116	8.52E-6	0.908	7.78E-4	110259
wpad	0.018	0.009	0.999	0.005	0.256	0.066	7.34E-6	0.917	7.85E-4	92340
www	0.015	0.007	0.999	0.007	0.444	0.122	6.06E-6	0.924	7.91E-4	77556
images	0.011	0.005	0.999	0.004	0.316	0.080	4.63E-6	0.929	7.96E-4	66246
accounts	0.008	0.004	0.998	0.004	0.505	0.177	3.15E-6	0.933	7.99E-4	58569
sites	0.006	0.003	0.998	0.003	0.611	0.200	2.28E-6	0.936	8.01E-4	53005
investor	0.005	0.002	0.998	0.002	0.417	0.116	2.06E-6	0.938	8.03E-4	47978
groups	0.005	0.002	0.998	0.001	0.267	0.068	1.99E-6	0.941	8.05E-4	43133
books	0.005	0.002	0.998	0.003	0.624	0.202	1.9E-6	0.943	8.07E-4	38486
isatap	0.004	0.002	0.998	0.002	0.371	0.102	1.74E-6	0.945	8.09E-4	34230
checkout	0.003	0.002	0.997	0.002	0.525	0.179	1.34E-6	0.946	8.1E-4	30948
www	0.003	0.001	0.997	0.002	0.506	0.177	1.26E-6	0.948	8.11E-4	27879
clients1	0.003	0.001	0.997	0.001	0.399	0.107	1.24E-6	0.949	8.13E-4	24845
sipinterna...	0.002	0.001	0.997	3.75E-4	0.151	0.031	1.02E-6	0.950	8.14E-4	22357
sip	0.002	0.001	0.997	3.8E-4	0.153	0.031	1.02E-6	0.952	8.15E-4	19871
sipexterna...	0.002	0.001	0.997	3.79E-4	0.156	0.032	9.96E-7	0.953	8.16E-4	17441
phim	0.002	0.001	0.997	0.001	0.538	0.181	9.93E-7	0.954	8.17E-4	15018
picasaweb	0.002	0.001	0.996	0.002	0.716	0.241	8.7E-7	0.955	8.18E-4	12894
http	0.002	9.74E-4	0.996	0.001	0.632	0.205	8.34E-7	0.956	8.18E-4	10860
code	0.002	9.39E-4	0.996	0.001	0.758	0.261	8.04E-7	0.957	8.19E-4	8898
INCATI	0.002	8.4E-4	0.996	4.94E-4	0.281	0.071	7.19E-7	0.958	8.2E-4	7143
aspmx	0.002	7.72E-4	0.996	7.78E-4	0.483	0.129	6.61E-7	0.959	8.21E-4	5531
INCATD	0.002	7.53E-4	0.996	4.83E-4	0.307	0.078	6.45E-7	0.959	8.21E-4	3958
ssl	0.001	6.86E-4	0.995	7.06E-4	0.492	0.130	5.88E-7	0.960	8.22E-4	2524
scholar	0.001	6.37E-4	0.995	0.001	0.780	0.265	5.45E-7	0.961	8.22E-4	1194
wap	0.001	5.72E-4	0.995	6.67E-4	0.559	0.185	4.89E-7	0.961	8.23E-4	0

Table 2.357: Top 35 most significant SLDs for gTLD 'google'. The SLD list holds 96.115% of the entries found in the gTLD and 8.23E-4 of the total number of entries for the entire experiment. **count** represents the number of records found for the SLD (in parts per million). **sldDiv** is the raw count divided by the number of records of this gTLD dump file. **oR** is the ratio of raw count to the total number of records of the experiment.  **$\phi$ -sldDiv** represents the  $\phi$  percentile of sldDiv on the entire data-set. **a-srcDiv** is the cumulative srcDiv variable. **a-oR** is the cumulative oR.

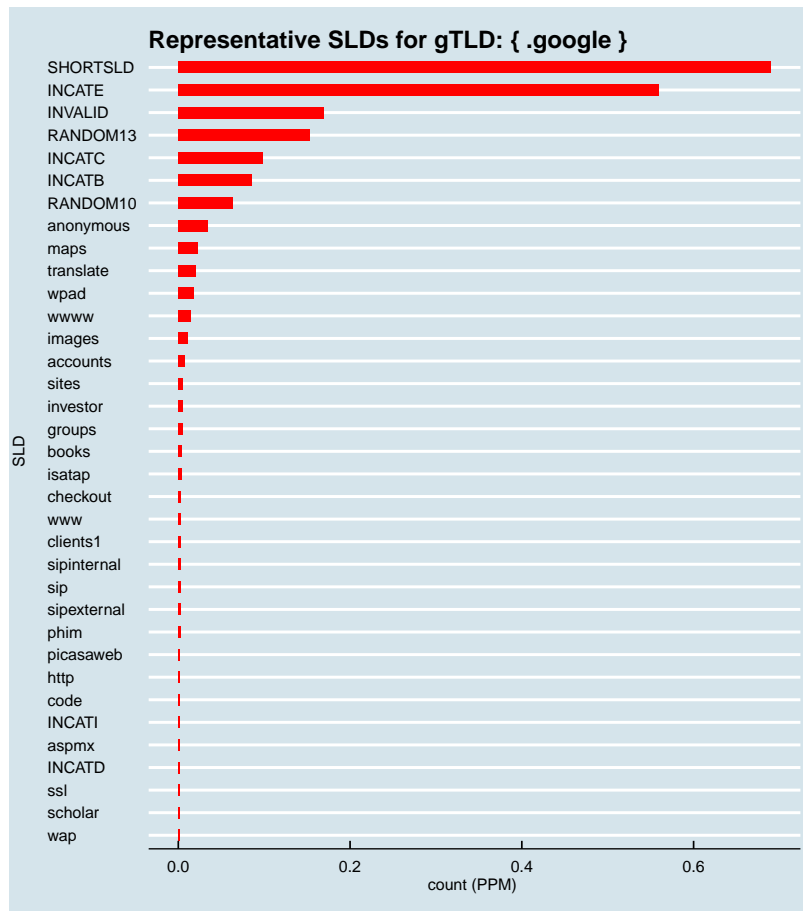


Figure 2.713: Representative SLDs for gTLD: { .google }. The x axis displays number of times (in parts per million) the corresponding SLD (y axis) was found in the gTLD.

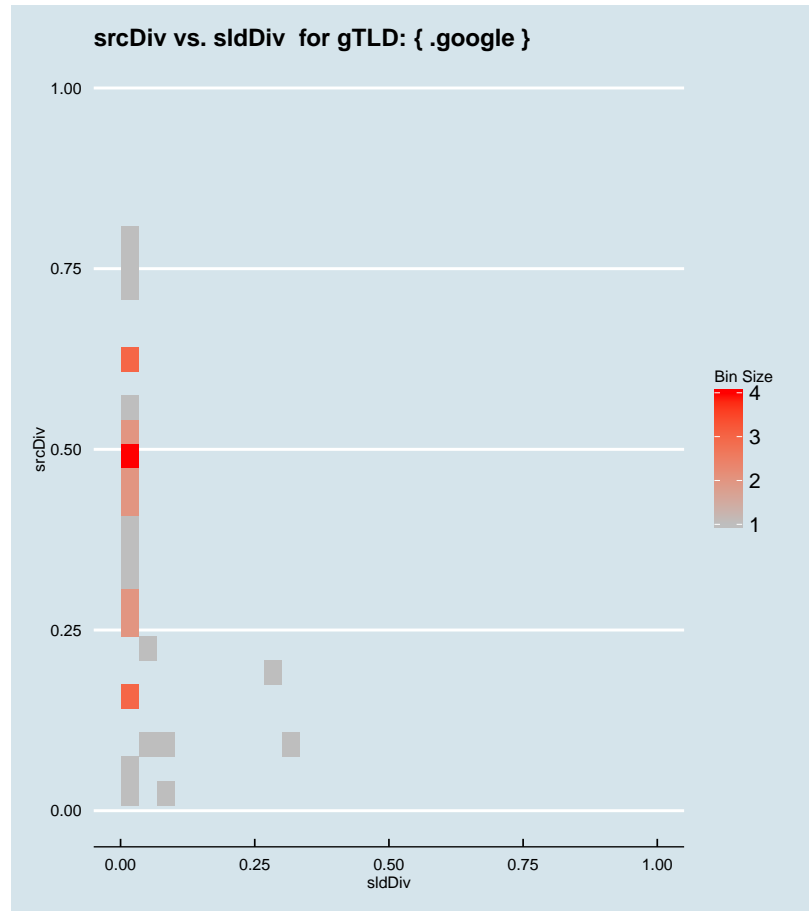


Figure 2.714: Binned scatter-plot of srcDiv and sldDiv for gTLD: { .google }.

### :: 2.500 Representative SLDs for gTLD: { .gop }

In this section, we collect representative SLDs related to gTLD: 'gop'. We found 3 unique SLDs after filtering. A total of 77648 records were considered representative and they are 88.038% of the gTLD dump. Since the total number of records for this gTLD is 77648, there are 0 non-representative records (NRep). In addition, this set comprises 3.18E−5 of the entire data-set. Table 2.358 shows the corresponding SLDs ordered by the level of importance. Figure 2.715 shows the record count (PPM) for each representative SLD. Figure 2.716 shows the binned scatter-plot of srcDiv and sldDiv.

► { .gop }  
Total SLDs: 3  
a-sldDiv: 88.038%  
a-oR: 0.003%  
NRep: 0



Individual SLD descriptors for gTLD: {gop}										
SLD	count	sldDiv	$\phi$ -sldDiv	ipcount	srcDiv	$\phi$ -srcDiv	oR	a-srcDiv	a-oR	rem
cct	0.070	0.799	1.000	2.4E-5	3.41E-4	4.1E-6	2.89E-5	0.799	2.89E-5	7196
INVALID	0.004	0.044	1.000	1.44E-4	0.037	0.004	1.59E-6	0.843	3.05E-5	3316
INCATE	0.003	0.038	1.000	0.002	0.685	0.233	1.36E-6	0.880	3.18E-5	0

Table 2.358: Top 3 most significant SLDs for gTLD 'gop'. The SLD list holds 88.038% of the entries found in the gTLD and 3.18E-5 of the total number of entries for the entire experiment. **count** represents the number of records found for the SLD (in parts per million). **sldDiv** is the raw count divided by the number of records of this gTLD dump file. **oR** is the ratio of raw count to the total number of records of the experiment.  **$\phi$ -sldDiv** represents the  $\phi$  percentile of sldDiv on the entire data-set. **a-srcDiv** is the cumulative srcDiv variable. **a-oR** is the cumulative oR.

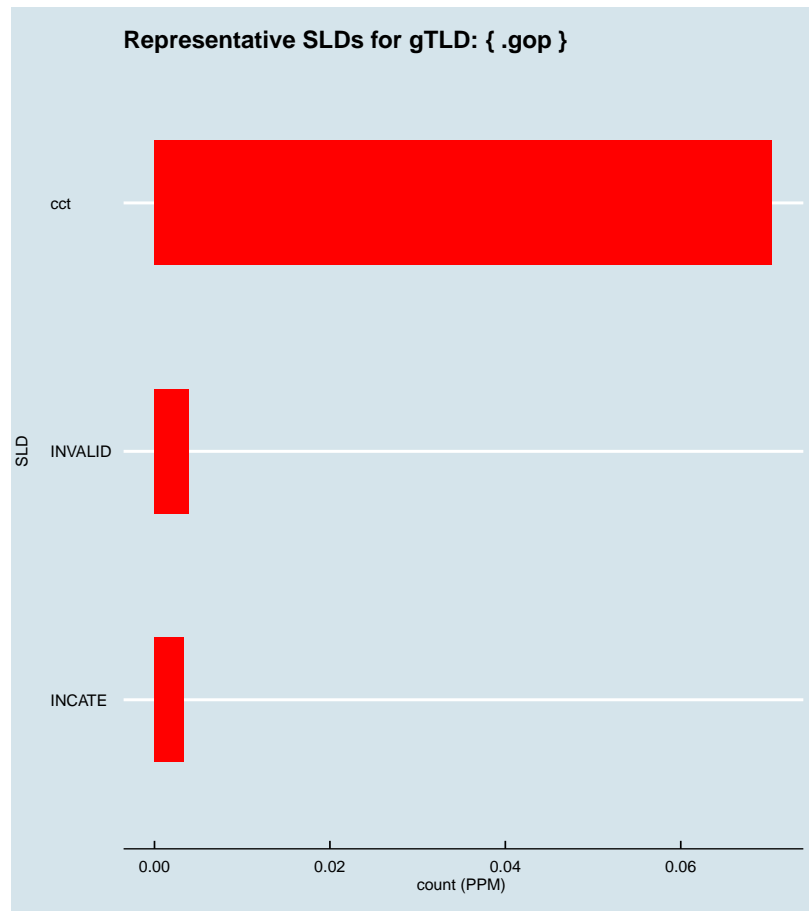


Figure 2.715: Representative SLDs for gTLD: { .gop }. The  $x$  axis displays number of times (in parts per million) the corresponding SLD ( $y$  axis) was found in the gTLD.

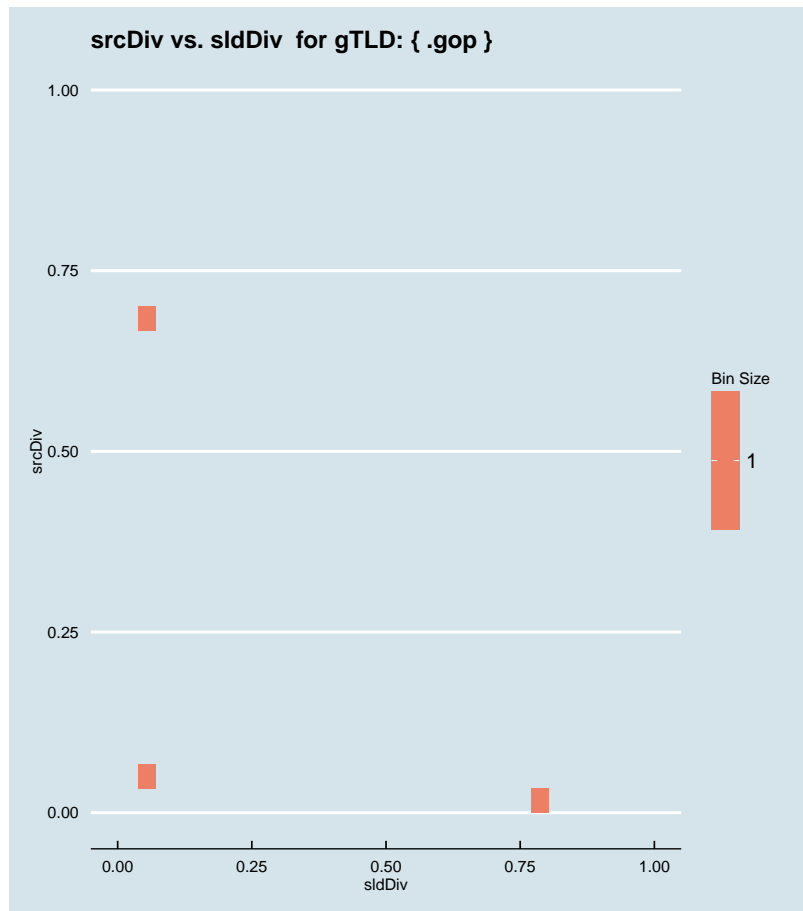


Figure 2.716: Binned scatter-plot of srcDiv and sldDiv for gTLD: { .gop }.

### :: 2.501 Representative SLDs for gTLD: { .got }

In this section, we collect representative SLDs related to gTLD: 'got'. We found 5 unique SLDs after filtering. A total of 9739 records were considered representative and they are 41.450% of the gTLD dump. Since the total number of records for this gTLD is 9739, there are 0 non-representative records (NRep). In addition, this set comprises 3.99E-6 of the entire data-set. Table 2.359 shows the corresponding SLDs ordered by the level of importance. Figure 2.717 shows the record count (PPM) for each representative SLD. Figure 2.718 shows the binned scatter-plot of srcDiv and sldDiv.

► { .got }  
 Total SLDs: 5  
 a-sldDiv: 41.450%  
 a-oR: 0.000%  
 NRep: 0



Individual SLD descriptors for gTLD: {got}										
SLD	count	sldDiv	$\phi$ -sldDiv	ipcount	srcDiv	$\phi$ -srcDiv	oR	a-srcDiv	a-oR	rem
INCATB	0.003	0.115	1.000	0.001	0.371	0.102	1.11E-6	0.115	1.11E-6	7040
INVALID	0.002	0.086	1.000	3.05E-4	0.152	0.031	8.24E-7	0.200	1.93E-6	5030
INCATC	0.002	0.080	1.000	9.7E-4	0.516	0.178	7.71E-7	0.280	2.7E-6	3149
INCATE	0.002	0.071	1.000	0.001	0.819	0.278	6.87E-7	0.352	3.39E-6	1472
RANDOM13	0.001	0.063	1.000	3.93E-4	0.267	0.068	6.03E-7	0.414	3.99E-6	0

Table 2.359: Top 5 most significant SLDs for gTLD 'got'. The SLD list holds 41.450% of the entries found in the gTLD and 3.99E-6 of the total number of entries for the entire experiment. **count** represents the number of records found for the SLD (in parts per million). **sldDiv** is the raw count divided by the number of records of this gTLD dump file. **oR** is the ratio of raw count to the total number of records of the experiment.  **$\phi$ -sldDiv** represents the  $\phi$  percentile of sldDiv on the entire data-set. **a-srcDiv** is the cumulative srcDiv variable. **a-oR** is the cumulative oR.

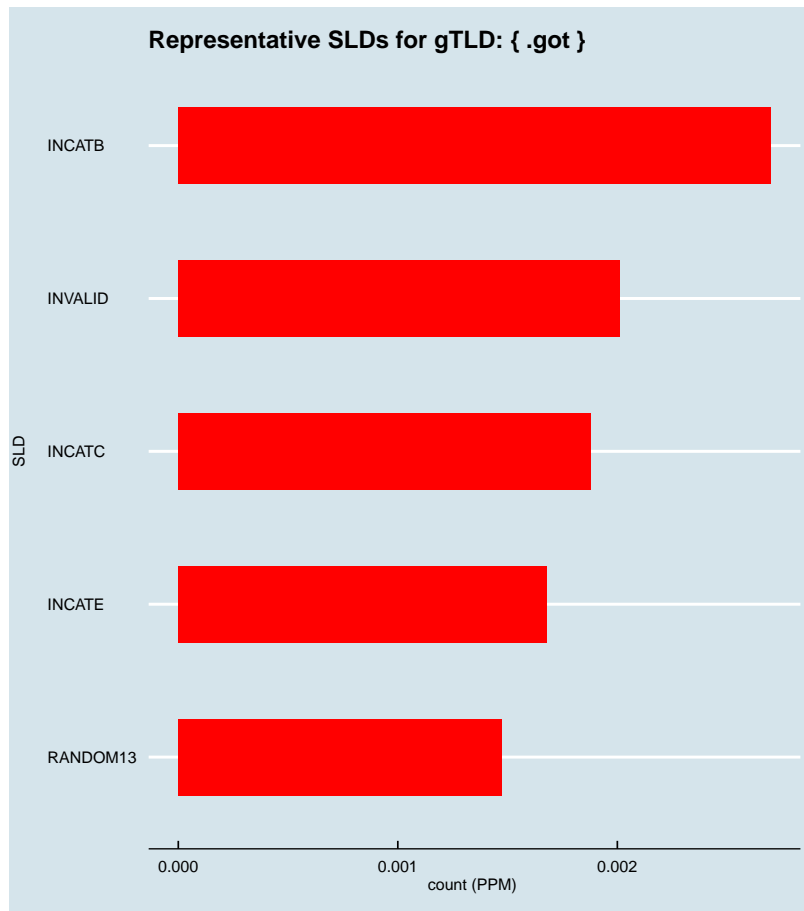


Figure 2.717: Representative SLDs for gTLD: { .got}. The x axis displays number of times (in parts per million) the corresponding SLD (y axis) was found in the gTLD.

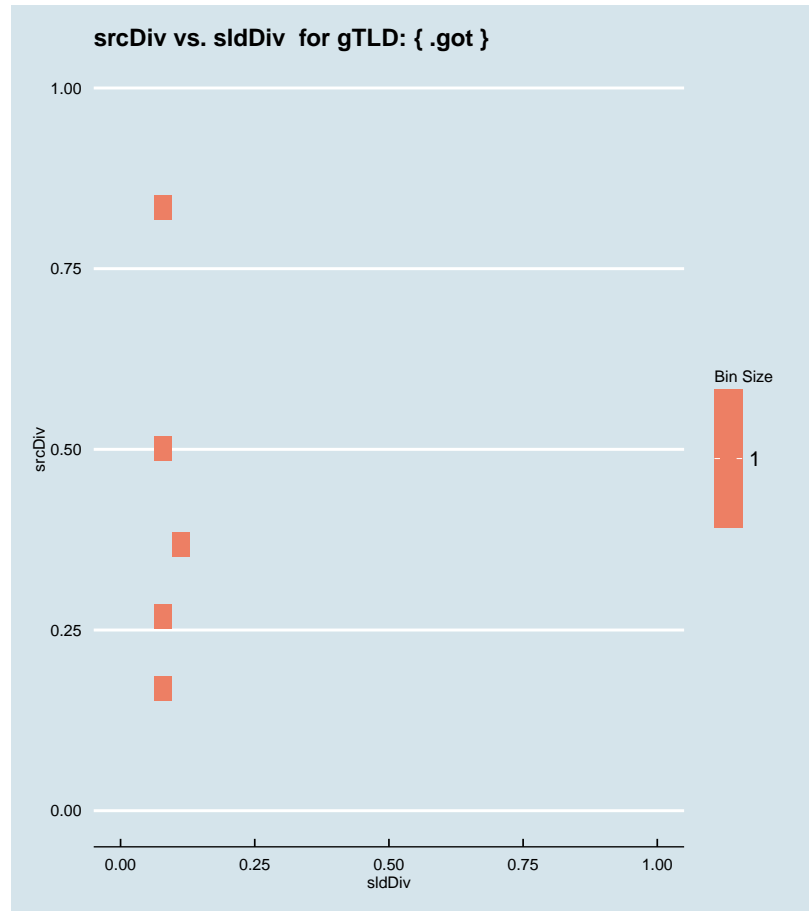


Figure 2.718: Binned scatter-plot of srcDiv and sldDiv for gTLD: { .got }.

### :: 2.502 Representative SLDs for gTLD: { .gotv }

In this section, we collect representative SLDs related to gTLD: 'gotv'. We found 0 unique SLDs after filtering. A total of 0 records were considered representative and they are 0.000% of the gTLD dump. Since the total number of records for this gTLD is 0, there are 0 non-representative records (NRep). In addition, this set comprises 0E0 of the entire data-set.

► { .gotv }  
Total SLDs: 0  
a-sldDiv: 0.000%  
a-oR: 0.000%  
NRep: 0

### :: 2.503 Representative SLDs for gTLD: { .grainger }

In this section, we collect representative SLDs related to gTLD: 'grainger'. We found

► { .grainger }  
Total SLDs: 0  
a-sldDiv: 0.000%  
a-oR: 0.000%  
NRep: 0



0 unique SLDs after filtering. A total of 0 records were considered representative and they are 0.000% of the gTLD dump. Since the total number of records for this gTLD is 0, there are 0 non-representative records (NRep). In addition, this set comprises 0E0 of the entire data-set.

### :: 2.504 Representative SLDs for gTLD: {.graphics}

In this section, we collect representative SLDs related to gTLD: 'graphics'. We found 5 unique SLDs after filtering. A total of 12504 records were considered representative and they are 59.031% of the gTLD dump. Since the total number of records for this gTLD is 12504, there are 0 non-representative records (NRep). In addition, this set comprises 5.12E−6 of the entire data-set. Table 2.360 shows the corresponding SLDs ordered by the level of importance. Figure 2.719 shows the record count (PPM) for each representative SLD. Figure 2.720 shows the binned scatter-plot of srcDiv and sldDiv.

► {.graphics}  
 Total SLDs: 5  
 a-sldDiv: 59.031%  
 a-oR: 0.001%  
 NRep: 0

Individual SLD descriptors for gTLD: {.graphics}										
SLD	count	sldDiv	$\phi$ -sldDiv	ipcount	srcDiv	$\phi$ -srcDiv	oR	a-srcDiv	a-oR	rem
INVALID	0.005	0.258	1.000	5.32E−4	0.097	0.016	2.24E−6	0.258	2.24E−6	7033
RANDOM13	0.003	0.120	1.000	5.45E−4	0.214	0.050	1.04E−6	0.378	3.29E−6	4488
INCATF	0.002	0.086	1.000	1.64E−4	0.090	0.014	7.5E−7	0.465	4.03E−6	2658
astoria	0.001	0.066	1.000	2.3E−5	0.017	0.001	5.69E−7	0.530	4.6E−6	1270
dem	0.001	0.060	1.000	1.97E−4	0.155	0.032	5.2E−7	0.590	5.12E−6	0

Table 2.360: Top 5 most significant SLDs for gTLD 'graphics'. The SLD list holds 59.031% of the entries found in the gTLD and 5.12E−6 of the total number of entries for the entire experiment. **count** represents the number of records found for the SLD (in parts per million). **sldDiv** is the raw count divided by the number of records of this gTLD dump file. **oR** is the ratio of raw count to the total number of records of the experiment.  **$\phi$ -sldDiv** represents the  $\phi$  percentile of sldDiv on the entire data-set. **a-srcDiv** is the cumulative srcDiv variable. **a-oR** is the cumulative oR.

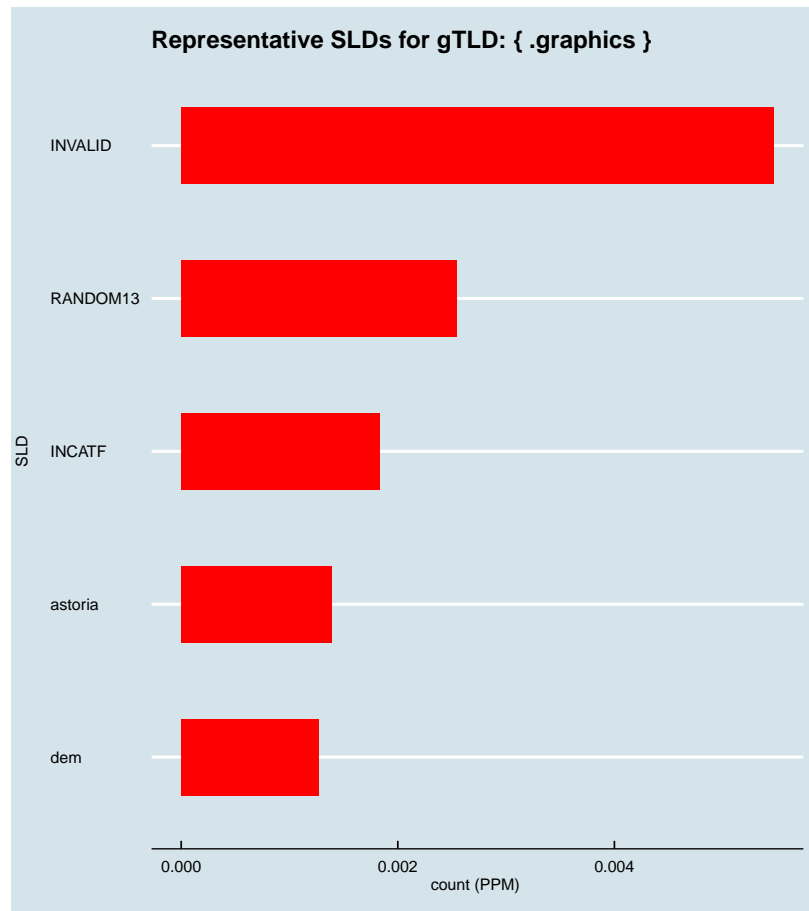


Figure 2.719: Representative SLDs for gTLD: { .graphics }. The  $x$  axis displays number of times (in parts per million) the corresponding SLD ( $y$  axis) was found in the gTLD.

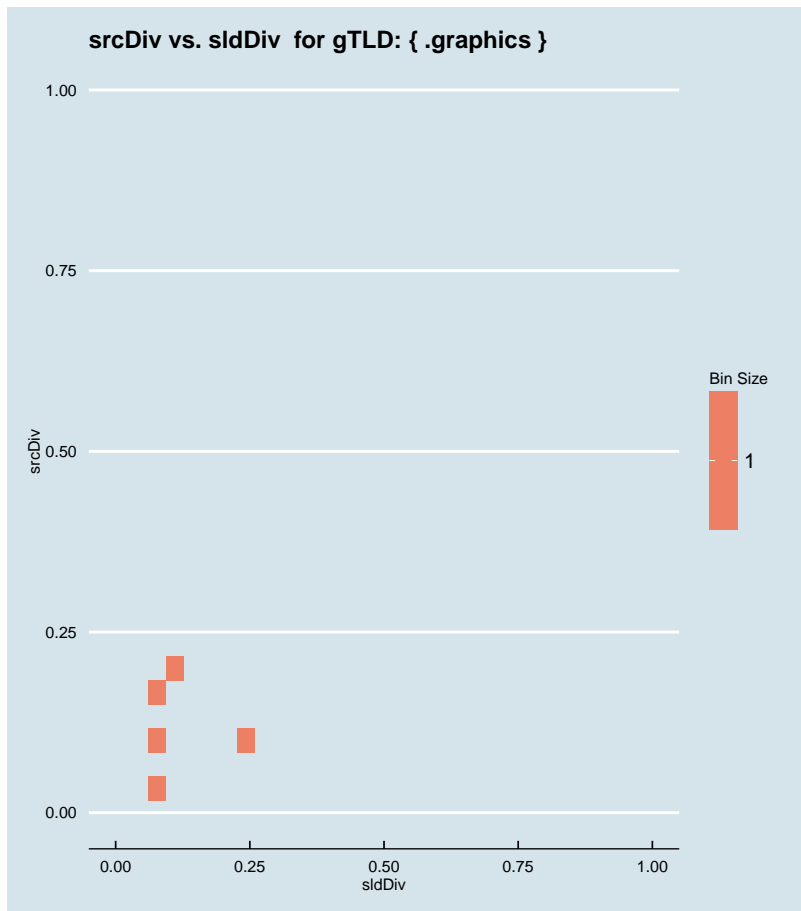


Figure 2.720: Binned scatter-plot of srcDiv and sldDiv for gTLD: { .graphics }.

### :: 2.505 Representative SLDs for gTLD: { .gratis }

In this section, we collect representative SLDs related to gTLD: 'gratis'. We found 4 unique SLDs after filtering. A total of 6750 records were considered representative and they are 35.338% of the gTLD dump. Since the total number of records for this gTLD is 6750, there are 0 non-representative records (NRep). In addition, this set comprises 2.77E-6 of the entire data-set. Table 2.361 shows the corresponding SLDs ordered by the level of importance. Figure 2.721 shows the record count (PPM) for each representative SLD. Figure 2.722 shows the binned scatter-plot of srcDiv and sldDiv.

► { .gratis }  
 Total SLDs: 4  
 a-sldDiv: 35.338%  
 a-oR: 0.000%  
 NRep: 0

Individual SLD descriptors for gTLD: {gratis}										
SLD	count	sldDiv	$\phi$ -sldDiv	ipcount	srcDiv	$\phi$ -srcDiv	oR	a-srcDiv	a-oR	rem
INCATC	0.002	0.114	1.000	8.49E-4	0.390	0.106	8.91E-7	0.114	8.91E-7	4575
porno	0.002	0.089	1.000	6.9E-4	0.405	0.114	6.97E-7	0.203	1.59E-6	2873
INCATB	0.002	0.079	1.000	6.74E-4	0.445	0.123	6.2E-7	0.282	2.21E-6	1360
INVALID	0.001	0.071	1.000	1.23E-4	0.090	0.014	5.57E-7	0.353	2.77E-6	0

Table 2.361: Top 4 most significant SLDs for gTLD 'gratis'. The SLD list holds 35.338% of the entries found in the gTLD and 2.77E-6 of the total number of entries for the entire experiment. **count** represents the number of records found for the SLD (in parts per million). **sldDiv** is the raw count divided by the number of records of this gTLD dump file. **oR** is the ratio of raw count to the total number of records of the experiment.  **$\phi$ -sldDiv** represents the  $\phi$  percentile of sldDiv on the entire data-set. **a-srcDiv** is the cumulative srcDiv variable. **a-oR** is the cumulative oR.

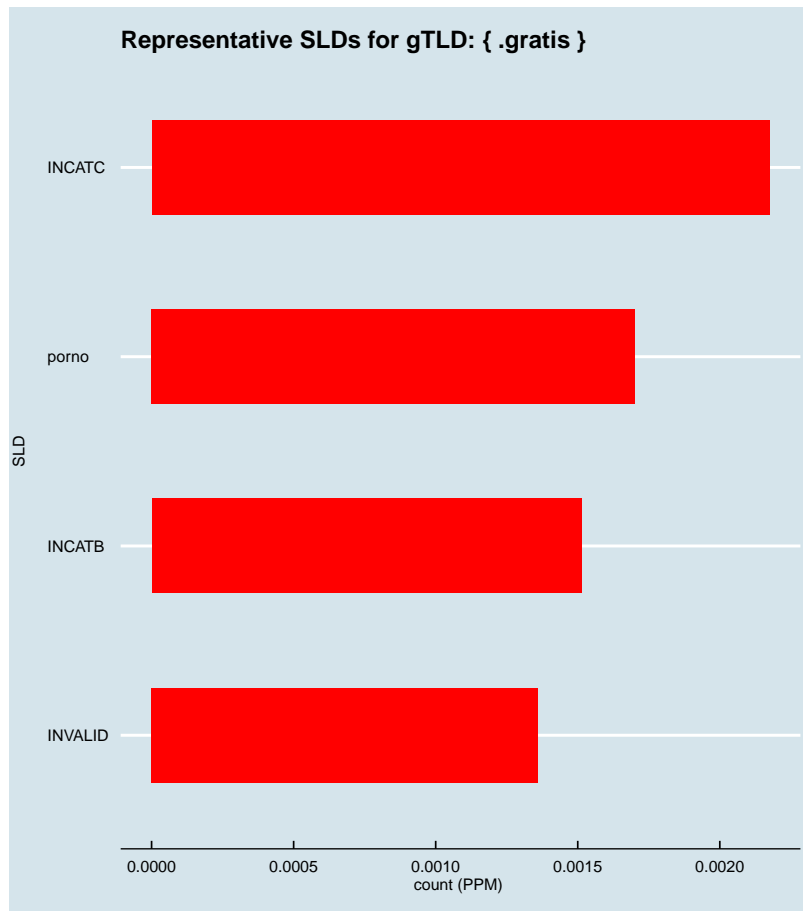


Figure 2.721: Representative SLDs for gTLD: { .gratis}. The *x* axis displays number of times (in parts per million) the corresponding SLD (*y* axis) was found in the gTLD.



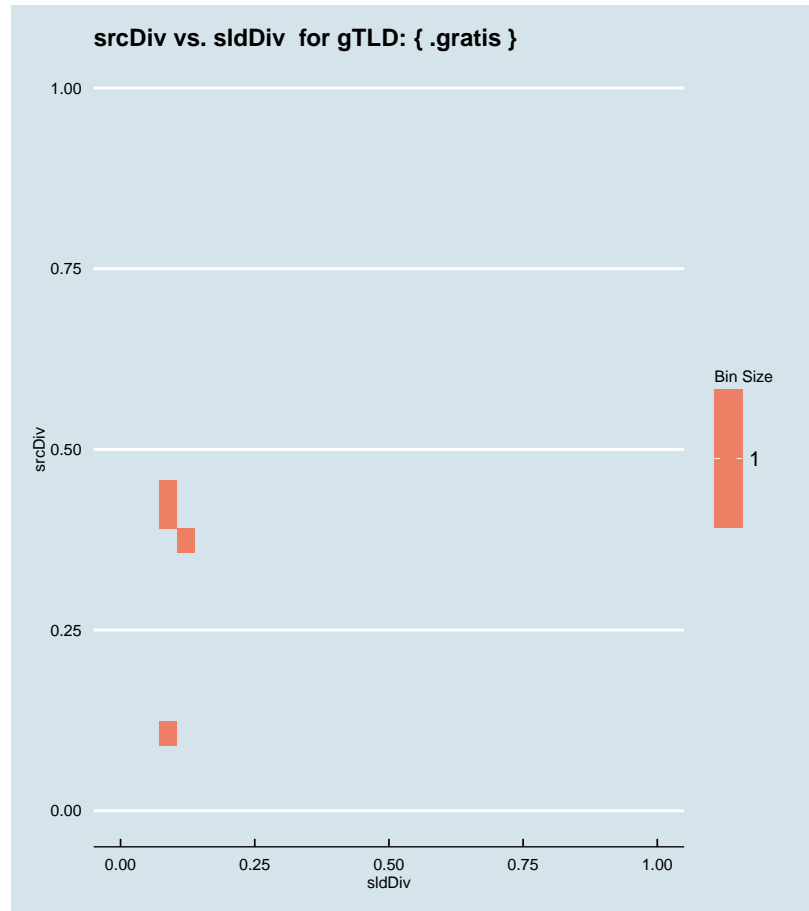


Figure 2.722: Binned scatter-plot of srcDiv and sldDiv for gTLD: { .gratis}.

### :: 2.506 Representative SLDs for gTLD: { .gree }

In this section, we collect representative SLDs related to gTLD: 'gree'. We found 2 unique SLDs after filtering. A total of 5313 records were considered representative and they are 33.693% of the gTLD dump. Since the total number of records for this gTLD is 5313, there are 0 non-representative records (NRep). In addition, this set comprises 2.18E-6 of the entire data-set. Table 2.362 shows the corresponding SLDs ordered by the level of importance. Figure 2.723 shows the record count (PPM) for each representative SLD. Figure 2.724 shows the binned scatter-plot of srcDiv and sldDiv.

► { .gree }  
Total SLDs: 2  
a-sldDiv: 33.693%  
a-oR: 0.000%  
NRep: 0



Individual SLD descriptors for gTLD: {gree}										
SLD	count	sldDiv	$\phi$ -sldDiv	ipcount	srcDiv	$\phi$ -srcDiv	oR	a-srcDiv	a-oR	rem
INCATB	0.003	0.178	1.000	8.51E-4	0.303	0.078	1.15E-6	0.178	1.15E-6	2506
INCATE	0.003	0.159	1.000	0.001	0.555	0.184	1.03E-6	0.337	2.18E-6	0

Table 2.362: Top 2 most significant SLDs for gTLD 'gree'. The SLD list holds 33.693% of the entries found in the gTLD and 2.18E-6 of the total number of entries for the entire experiment. **count** represents the number of records found for the SLD (in parts per million). **sldDiv** is the raw count divided by the number of records of this gTLD dump file. **oR** is the ratio of raw count to the total number of records of the experiment.  $\phi$ -**sldDiv** represents the  $\phi$  percentile of sldDiv on the entire data-set. **a-srcDiv** is the cumulative srcDiv variable. **a-oR** is the cumulative oR.

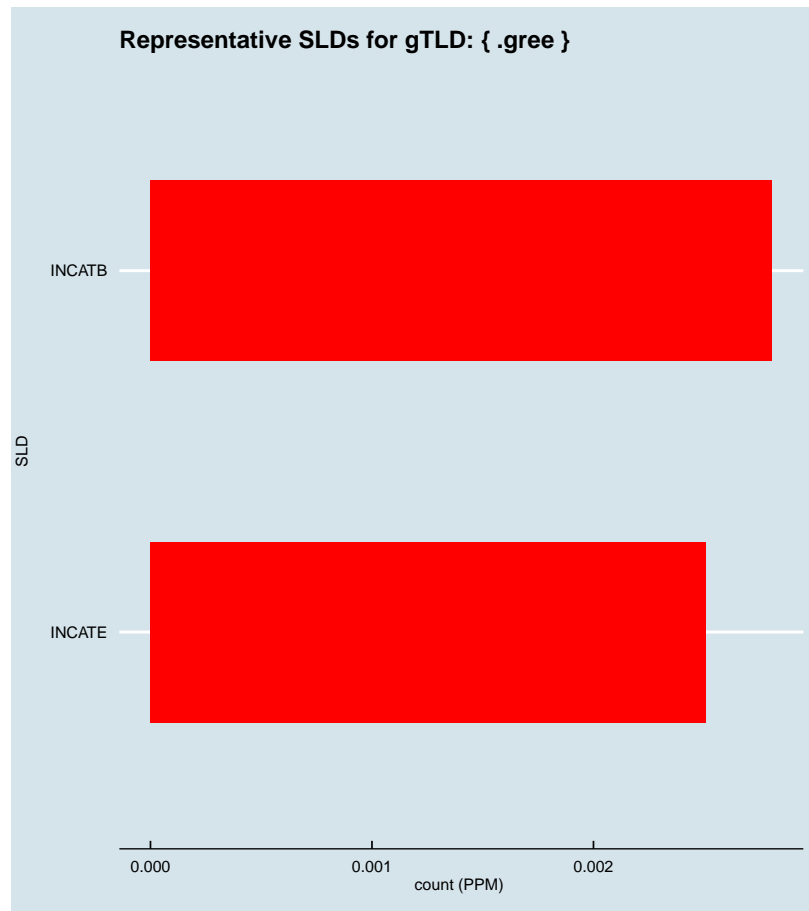


Figure 2.723: Representative SLDs for gTLD: { .gree }. The  $x$  axis displays number of times (in parts per million) the corresponding SLD ( $y$  axis) was found in the gTLD.

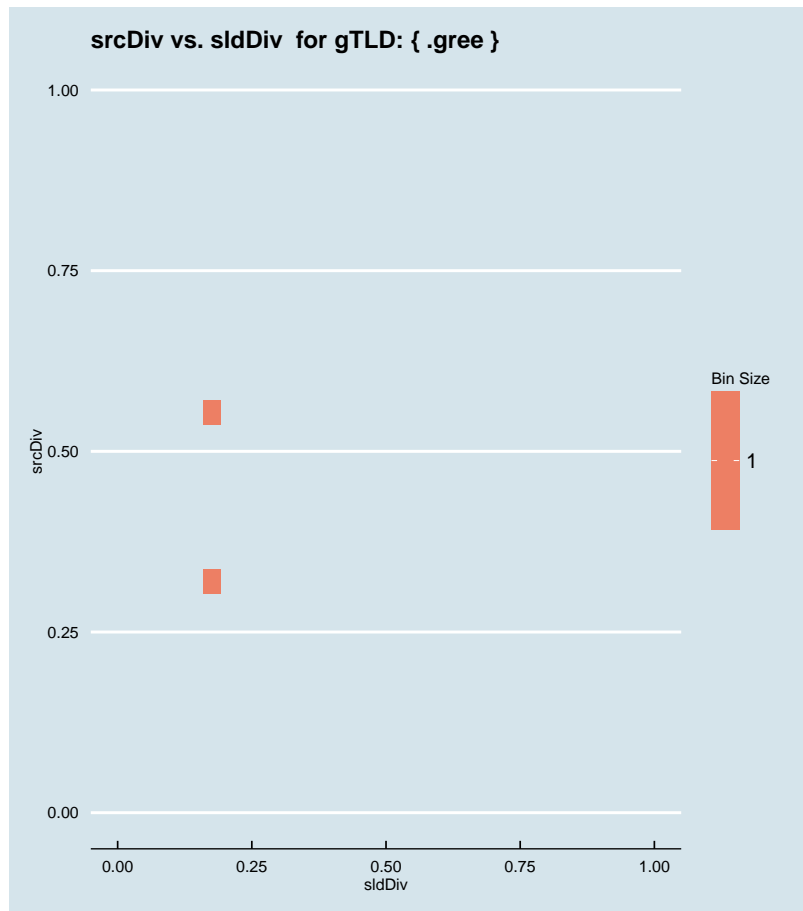


Figure 2.724: Binned scatter-plot of srcDiv and sldDiv for gTLD: { .gree }.

### :: 2.507 Representative SLDs for gTLD: { .green }

In this section, we collect representative SLDs related to gTLD: 'green'. We found 15 unique SLDs after filtering. A total of 118704 records were considered representative and they are 77.688% of the gTLD dump. Since the total number of records for this gTLD is 118704, there are 0 non-representative records (NRep). In addition, this set comprises  $4.86E-5$  of the entire data-set. Table 2.363 shows the corresponding SLDs ordered by the level of importance. Figure 2.725 shows the record count (PPM) for each representative SLD. Figure 2.726 shows the binned scatter-plot of srcDiv and sldDiv.

► { .green }  
 Total SLDs: 15  
 a-sldDiv: 77.688%  
 a-oR: 0.005%  
 NRep: 0

Individual SLD descriptors for gTLD: {green}										
SLD	count	sldDiv	$\phi$ -sldDiv	ipcount	srcDiv	$\phi$ -srcDiv	oR	a-srcDiv	a-oR	rem
INVALID	0.037	0.241	1.000	0.002	0.065	0.009	1.51E-5	0.241	1.51E-5	81903
INCATB	0.023	0.148	1.000	0.002	0.109	0.019	9.26E-6	0.389	2.43E-5	59310
RANDOM10	0.011	0.071	1.000	0.001	0.129	0.025	4.47E-6	0.460	2.88E-5	48401
RANDOM13	0.009	0.058	1.000	7.08E-4	0.079	0.012	3.66E-6	0.519	3.25E-5	39466
wpad	0.008	0.055	1.000	0.002	0.260	0.066	3.47E-6	0.574	3.59E-5	30987
isatap	0.006	0.041	1.000	0.002	0.304	0.078	2.56E-6	0.615	3.85E-5	24737
crosses	0.006	0.036	1.000	1.17E-4	0.021	0.002	2.29E-6	0.651	4.08E-5	19161
INCATF	0.006	0.036	1.000	5.58E-4	0.100	0.017	2.28E-6	0.688	4.31E-5	13595
INCATE	0.003	0.017	0.999	0.002	0.718	0.241	1.09E-6	0.705	4.42E-5	10941
hexalog	0.002	0.016	0.999	1.7E-5	0.007	3.1E-4	9.73E-7	0.721	4.51E-5	8567
INCATC	0.002	0.015	0.999	7.15E-4	0.310	0.079	9.46E-7	0.736	4.61E-5	6258
SHORTSLD	0.002	0.012	0.999	4.97E-4	0.264	0.067	7.72E-7	0.748	4.69E-5	4373
forest	0.002	0.012	0.999	7.5E-5	0.040	0.004	7.66E-7	0.760	4.76E-5	2504
david2	0.001	0.008	0.999	6E-6	0.005	1.75E-4	5.18E-7	0.769	4.81E-5	1240
INCATI	0.001	0.008	0.999	1.61E-4	0.130	0.025	5.08E-7	0.777	4.86E-5	0

Table 2.363: Top 15 most significant SLDs for gTLD 'green'. The SLD list holds 77.688% of the entries found in the gTLD and 4.86E-5 of the total number of entries for the entire experiment. **count** represents the number of records found for the SLD (in parts per million). **sldDiv** is the raw count divided by the number of records of this gTLD dump file. **oR** is the ratio of raw count to the total number of records of the experiment.  **$\phi$ -sldDiv** represents the  $\phi$  percentile of sldDiv on the entire data-set. **a-srcDiv** is the cumulative srcDiv variable. **a-oR** is the cumulative oR.

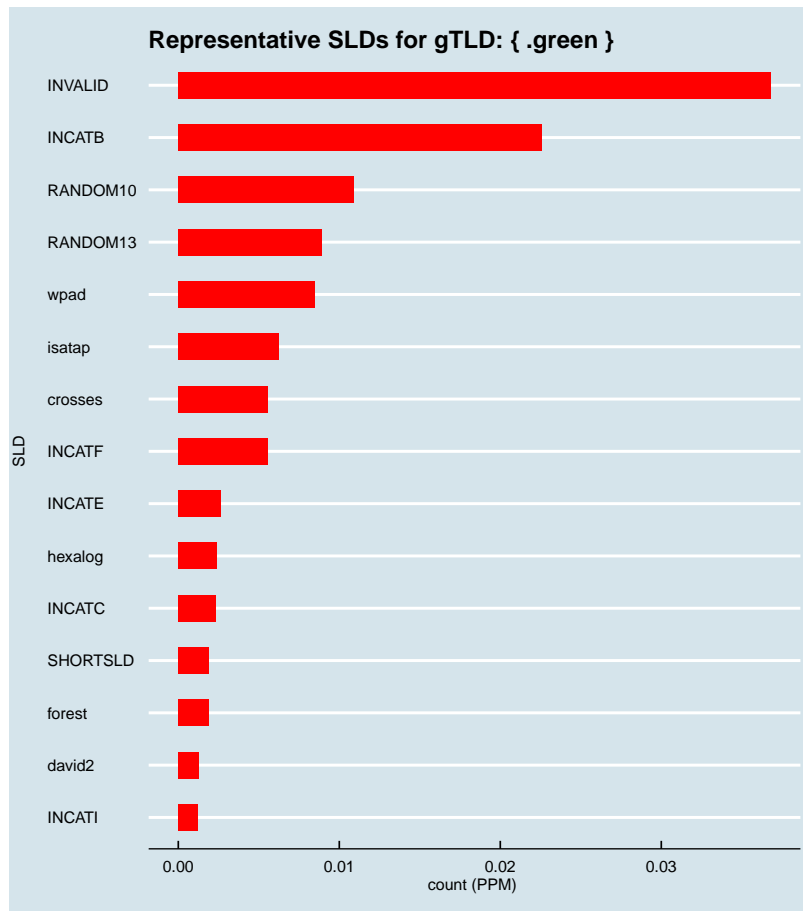


Figure 2.725: Representative SLDs for gTLD: { .green }. The *x* axis displays number of times (in parts per million) the corresponding SLD (*y* axis) was found in the gTLD.

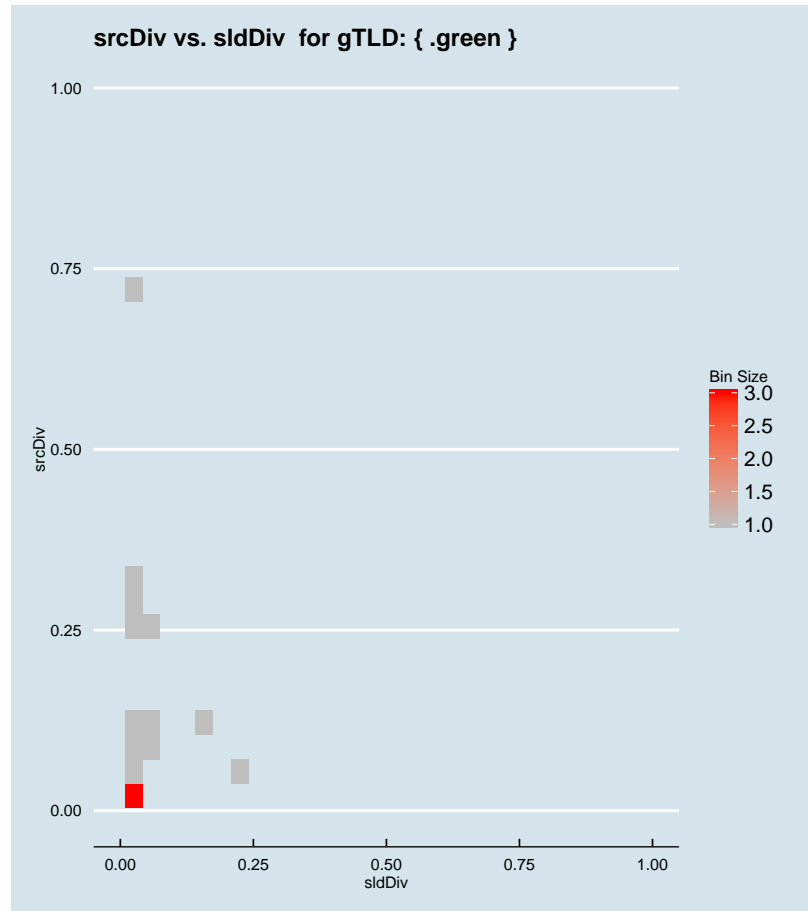


Figure 2.726: Binned scatter-plot of srcDiv and sldDiv for gTLD: { .green }.

### :: 2.508 Representative SLDs for gTLD: { .gripe }

In this section, we collect representative SLDs related to gTLD: 'gripe'. We found 0 unique SLDs after filtering. A total of 0 records were considered representative and they are 0.000% of the gTLD dump. Since the total number of records for this gTLD is 0, there are 0 non-representative records (NRep). In addition, this set comprises 0E0 of the entire data-set.

► { .gripe }  
Total SLDs: 0  
a-sldDiv: 0.000%  
a-oR: 0.000%  
NRep: 0

### :: 2.509 Representative SLDs for gTLD: { .grocery }

In this section, we collect representative SLDs related to gTLD: 'grocery'. We found 0

► { .grocery }  
Total SLDs: 0  
a-sldDiv: 0.000%  
a-oR: 0.000%  
NRep: 0



unique SLDs after filtering. A total of 0 records were considered representative and they are 0.000% of the gTLD dump. Since the total number of records for this gTLD is 0, there are 0 non-representative records (NRep). In addition, this set comprises 0E0 of the entire data-set.

## :: 2.510 Representative SLDs for gTLD: {group}

In this section, we collect representative SLDs related to gTLD: 'group'. We found 327 unique SLDs after filtering. A total of 14805754 records were considered representative and they are 98.582% of the gTLD dump. Since the total number of records for this gTLD is 14805754, there are 0 non-representative records (NRep). In addition, this set comprises 0.006 of the entire data-set. Table 2.364 shows the corresponding SLDs ordered by the level of importance. Figure 2.727 shows the record count (PPM) for each representative SLD. Figure 2.728 shows the binned scatter-plot of srcDiv and sldDiv.

► {group}  
 Total SLDs: 327  
 a-sldDiv: 98.582%  
 a-oR: 0.607%  
 NRep: 0



Individual SLD descriptors for gTLD: {group}										
SLD	count	sldDiv	$\phi$ -sldDiv	ipcount	srcDiv	$\phi$ -srcDiv	oR	a-srcDiv	a-oR	rem
INCATF	2.223	0.148	1.000	0.036	0.016	0.001	9.11E-4	0.148	9.11E-4	12582679
winshbos	1.216	0.081	1.000	0.005	0.004	1.25E-4	4.98E-4	0.229	0.001	11366593
INCATB	0.978	0.065	1.000	0.016	0.017	0.001	4.01E-4	0.294	0.002	10389001
RANDOM13	0.933	0.062	1.000	0.016	0.017	0.001	3.83E-4	0.356	0.002	9455617
winsltsb	0.743	0.049	1.000	0.002	0.003	8.95E-5	3.04E-4	0.406	0.002	8712609
INCATD	0.720	0.048	1.000	0.023	0.032	0.003	2.95E-4	0.454	0.003	7992325
essilor	0.672	0.045	1.000	0.010	0.014	8.66E-4	2.75E-4	0.498	0.003	7320370
pernod-ric...	0.486	0.032	1.000	0.014	0.028	0.002	1.99E-4	0.531	0.003	6834336
sorun	0.394	0.026	0.999	7.1E-4	0.002	4.32E-5	1.61E-4	0.557	0.003	6440305
RANDOM10	0.348	0.023	0.999	0.009	0.026	0.002	1.43E-4	0.580	0.004	6092502
giordano	0.282	0.019	0.999	0.007	0.024	0.002	1.16E-4	0.599	0.004	5810534
SHORTSLD	0.250	0.017	0.999	0.005	0.022	0.002	1.03E-4	0.616	0.004	5560384
tkse	0.227	0.015	0.999	0.004	0.017	0.001	9.31E-5	0.631	0.004	5333252
s-net	0.166	0.011	0.999	4E-6	2.41E-5	1.17E-7	6.8E-5	0.642	0.004	5167425
corporate	0.166	0.011	0.999	0.003	0.016	0.001	6.79E-5	0.653	0.004	5001831
telekomaus...	0.165	0.011	0.999	7.47E-4	0.005	1.64E-4	6.78E-5	0.664	0.004	4836351
galenica	0.163	0.011	0.999	0.004	0.025	0.002	6.7E-5	0.675	0.004	4672909
tuv	0.160	0.011	0.999	0.008	0.052	0.006	6.56E-5	0.685	0.004	4512796
mapei	0.156	0.010	0.999	0.008	0.049	0.006	6.4E-5	0.696	0.004	4356618
INCATC	0.132	0.009	0.999	0.007	0.053	0.007	5.4E-5	0.705	0.004	4224768
fnac	0.125	0.008	0.999	0.001	0.009	4.18E-4	5.13E-5	0.713	0.004	4099680
INCATI	0.118	0.008	0.999	0.007	0.060	0.008	4.84E-5	0.721	0.004	3981532
ecobank	0.117	0.008	0.999	0.003	0.027	0.002	4.79E-5	0.728	0.004	3864678
luxottica	0.115	0.008	0.999	0.008	0.071	0.010	4.72E-5	0.736	0.005	3749468
troesch	0.115	0.008	0.999	9.88E-4	0.009	4.03E-4	4.71E-5	0.744	0.005	3634486
arcelik	0.113	0.008	0.999	0.003	0.029	0.003	4.65E-5	0.751	0.005	3521055
ray	0.112	0.007	0.999	0.003	0.029	0.003	4.61E-5	0.759	0.005	3408625
rca	0.109	0.007	0.999	0.002	0.022	0.002	4.48E-5	0.766	0.005	3299342
enersys	0.104	0.007	0.999	0.003	0.029	0.003	4.28E-5	0.773	0.005	3194855
ktn	0.101	0.007	0.999	0.003	0.028	0.002	4.15E-5	0.780	0.005	3093584
cicc	0.098	0.007	0.999	0.003	0.028	0.002	4.02E-5	0.786	0.005	2995424
amorg	0.095	0.006	0.999	0.003	0.031	0.003	3.89E-5	0.793	0.005	2900391
ima	0.092	0.006	0.999	0.004	0.046	0.005	3.77E-5	0.799	0.005	2808430
bulgari	0.088	0.006	0.999	0.004	0.050	0.006	3.59E-5	0.805	0.005	2720769
tmk	0.085	0.006	0.999	7.67E-4	0.009	4.33E-4	3.49E-5	0.810	0.005	2635633

Table 2.364: Top 35 most significant SLDs for gTLD 'group'. The SLD list holds 98.582% of the entries found in the gTLD and 0.006 of the total number of entries for the entire experiment. **count** represents the number of records found for the SLD (in parts per million). **sldDiv** is the raw count divided by the number of records of this gTLD dump file. **oR** is the ratio of raw count to the total number of records of the experiment.  **$\phi$ -sldDiv** represents the  $\phi$  percentile of sldDiv on the entire data-set. **a-srcDiv** is the cumulative srcDiv variable. **a-oR** is the cumulative oR.

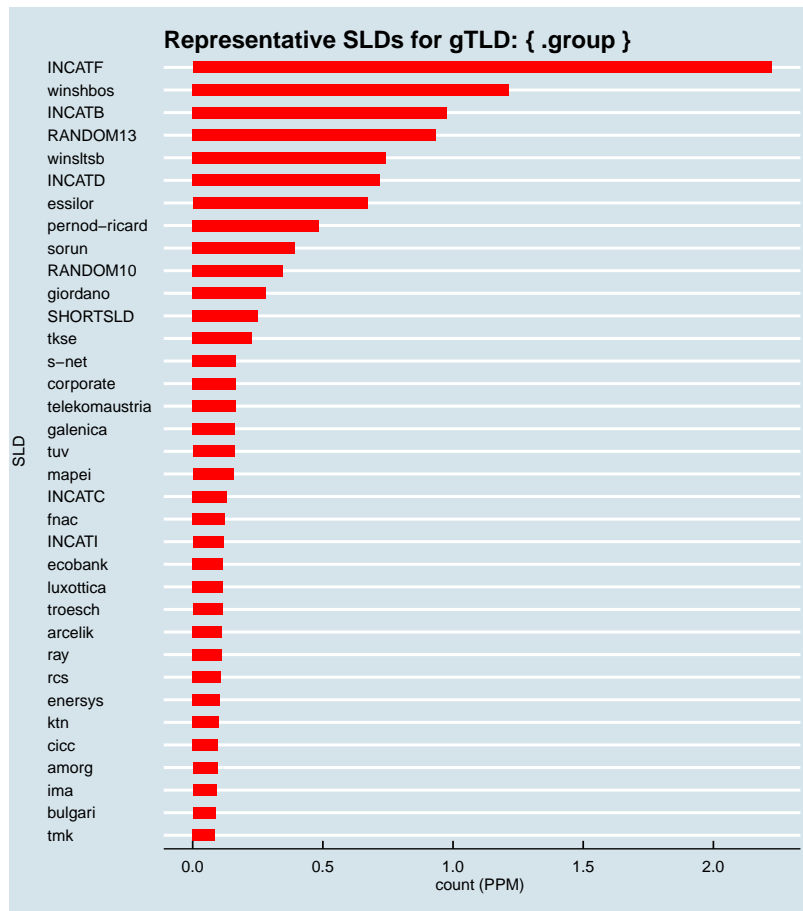


Figure 2.727: Representative SLDs for gTLD: { .group}. The *x* axis displays number of times (in parts per million) the corresponding SLD (*y* axis) was found in the gTLD.

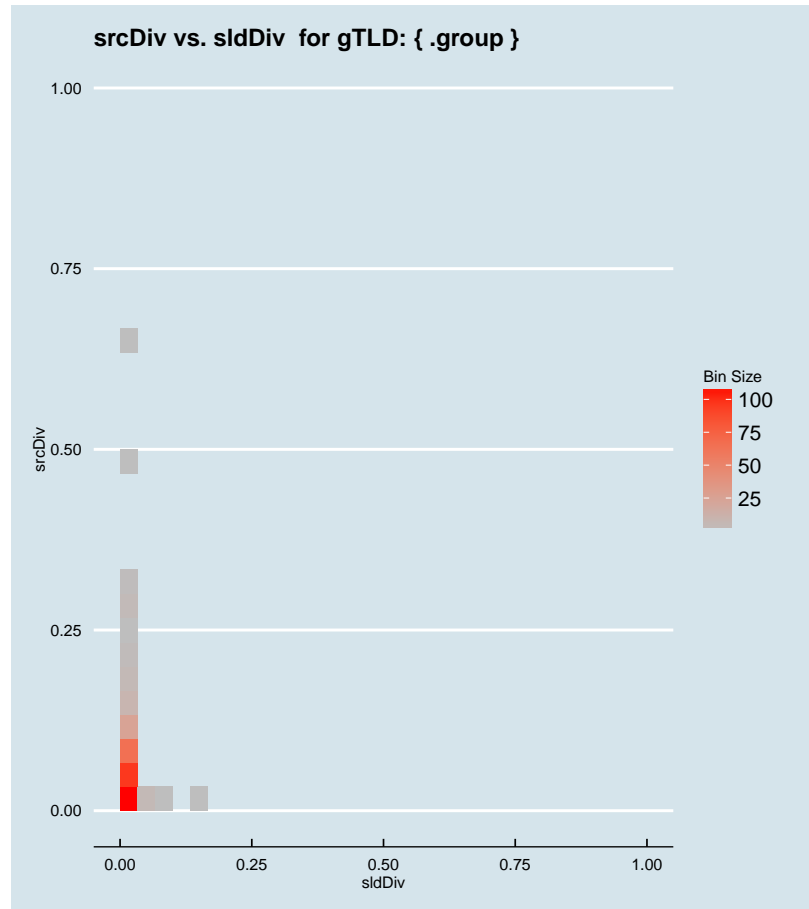


Figure 2.728: Binned scatter-plot of srcDiv and sldDiv for gTLD: { .group}.

### :: 2.511 Representative SLDs for gTLD: { .guardian}

In this section, we collect representative SLDs related to gTLD: 'guardian'. We found 8 unique SLDs after filtering. A total of 82370 records were considered representative and they are 92.597% of the gTLD dump. Since the total number of records for this gTLD is 82370, there are 0 non-representative records (NRep). In addition, this set comprises  $3.38E-5$  of the entire data-set. Table 2.365 shows the corresponding SLDs ordered by the level of importance. Figure 2.729 shows the record count (PPM) for each representative SLD. Figure 2.730 shows the binned scatter-plot of srcDiv and sldDiv.

► { .guardian}  
Total SLDs: 8  
a-sldDiv: 92.597%  
a-oR: 0.003%  
NRep: 0

Individual SLD descriptors for gTLD: {guardian}										
SLD	count	sldDiv	$\phi$ -sldDiv	ipcount	srcDiv	$\phi$ -srcDiv	oR	a-srcDiv	a-oR	rem
INCATB	0.060	0.678	1.000	3.91E-4	0.006	2.71E-4	2.47E-5	0.678	2.47E-5	22096
INVALID	0.007	0.084	1.000	2.67E-4	0.036	0.003	3.06E-6	0.762	2.78E-5	14617
INCATE	0.005	0.051	1.000	0.003	0.556	0.185	1.87E-6	0.813	2.96E-5	10043
RANDOM13	0.003	0.031	1.000	4.74E-4	0.170	0.037	1.14E-6	0.844	3.08E-5	7259
INCATF	0.003	0.029	0.999	1.72E-4	0.067	0.009	1.05E-6	0.873	3.18E-5	4703
wpad	0.002	0.023	0.999	3.4E-4	0.165	0.034	8.43E-7	0.896	3.27E-5	2646
isatap	0.001	0.015	0.999	3.64E-4	0.264	0.067	5.65E-7	0.912	3.32E-5	1268
RANDOM10	0.001	0.014	0.999	2.01E-4	0.159	0.033	5.2E-7	0.926	3.38E-5	0

Table 2.365: Top 8 most significant SLDs for gTLD 'guardian'. The SLD list holds 92.597% of the entries found in the gTLD and 3.38E-5 of the total number of entries for the entire experiment. **count** represents the number of records found for the SLD (in parts per million). **sldDiv** is the raw count divided by the number of records of this gTLD dump file. **oR** is the ratio of raw count to the total number of records of the experiment.  $\phi$ -**sldDiv** represents the  $\phi$  percentile of sldDiv on the entire data-set. **a-srcDiv** is the cumulative srcDiv variable. **a-oR** is the cumulative oR.

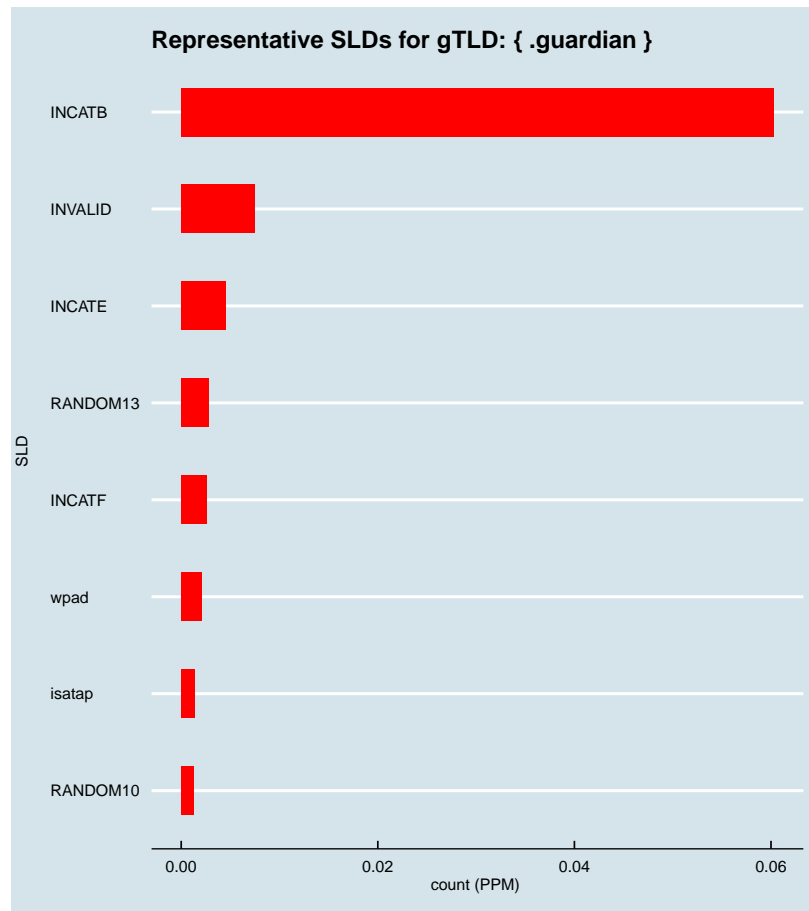


Figure 2.729: Representative SLDs for gTLD: { .guardian }. The x axis displays number of times (in parts per million) the corresponding SLD (y axis) was found in the gTLD.

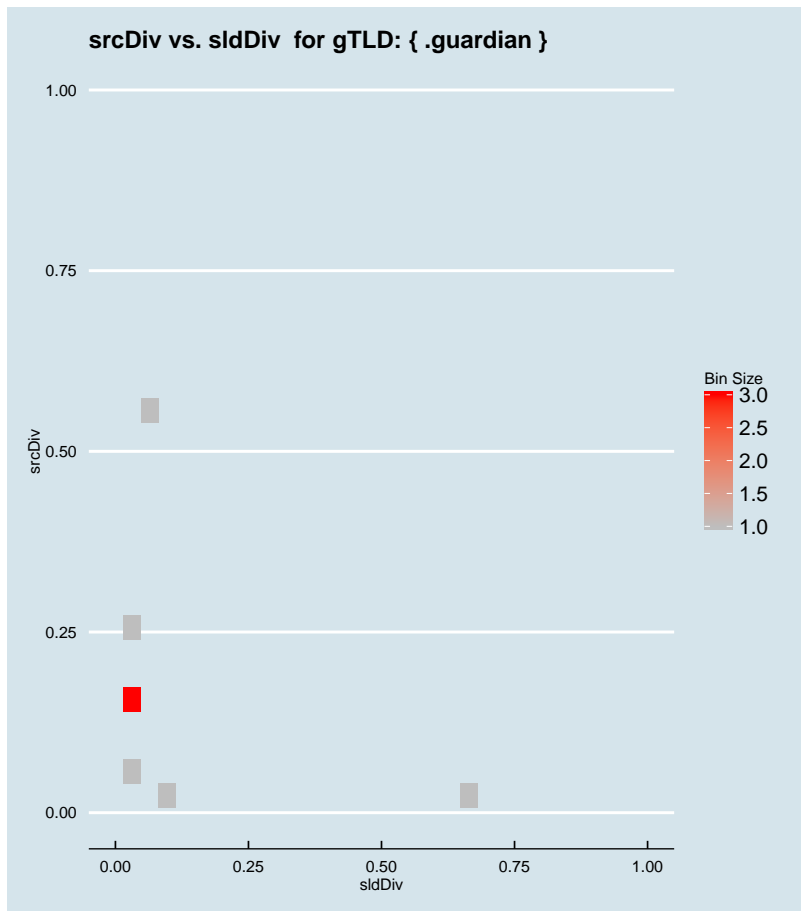


Figure 2.730: Binned scatter-plot of srcDiv and sldDiv for gTLD: { .guardian }.

### :: 2.512 Representative SLDs for gTLD: { .guardianlife }

In this section, we collect representative SLDs related to gTLD: 'guardianlife'. We found 0 unique SLDs after filtering. A total of 0 records were considered representative and they are 0.000% of the gTLD dump. Since the total number of records for this gTLD is 0, there are 0 non-representative records (NRep). In addition, this set comprises 0E0 of the entire data-set.

► { .guardianlife }  
 Total SLDs: 0  
 a-sldDiv: 0.000%  
 a-oR: 0.000%  
 NRep: 0

### :: 2.513 Representative SLDs for gTLD: { .gucci }

In this section, we collect representative SLDs related to gTLD: 'gucci'. We found 1

► { .gucci }  
 Total SLDs: 1  
 a-sldDiv: 21.822%  
 a-oR: 0.000%  
 NRep: 0

unique SLDs after filtering. A total of 1461 records were considered representative and they are 21.822% of the gTLD dump. Since the total number of records for this gTLD is 1461, there are 0 non-representative records (NRep). In addition, this set comprises  $5.99\text{E}-7$  of the entire data-set. Table 2.366 shows the corresponding SLDs ordered by the level of importance. Figure 2.731 shows the record count (PPM) for each representative SLD. Figure 2.732 shows the binned scatter-plot of srcDiv and sldDiv.

Individual SLD descriptors for gTLD: {gucci}										
SLD	count	sldDiv	$\phi$ -sldDiv	ipcount	srcDiv	$\phi$ -srcDiv	oR	a-srcDiv	a-oR	rem
INVALID	0.001	0.218	1.000	$3.5\text{E}-4$	0.240	0.056	$5.99\text{E}-7$	0.218	$5.99\text{E}-7$	0

Table 2.366: Top 1 most significant SLDs for gTLD 'gucci'. The SLD list holds 21.822% of the entries found in the gTLD and  $5.99\text{E}-7$  of the total number of entries for the entire experiment. **count** represents the number of records found for the SLD (in parts per million). **sldDiv** is the raw count divided by the number of records of this gTLD dump file. **oR** is the ratio of raw count to the total number of records of the experiment.  **$\phi$ -sldDiv** represents the  $\phi$  percentile of sldDiv on the entire data-set. **a-srcDiv** is the cumulative srcDiv variable. **a-oR** is the cumulative oR.

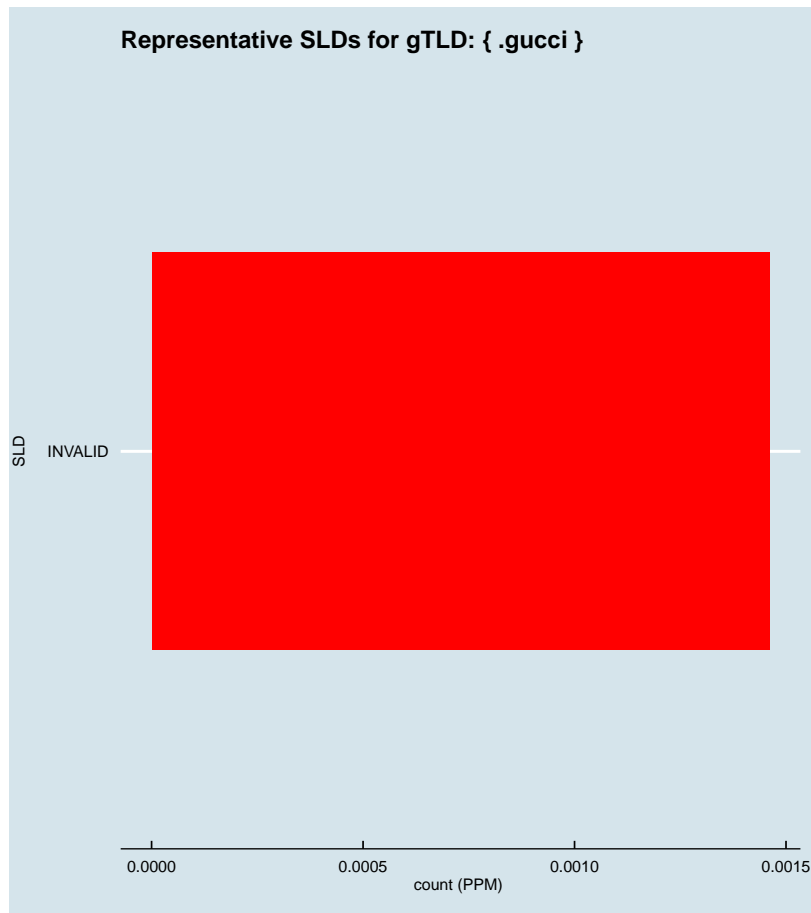


Figure 2.731: Representative SLDs for gTLD: { .gucci}. The  $x$  axis displays number of times (in parts per million) the corresponding SLD ( $y$  axis) was found in the gTLD.



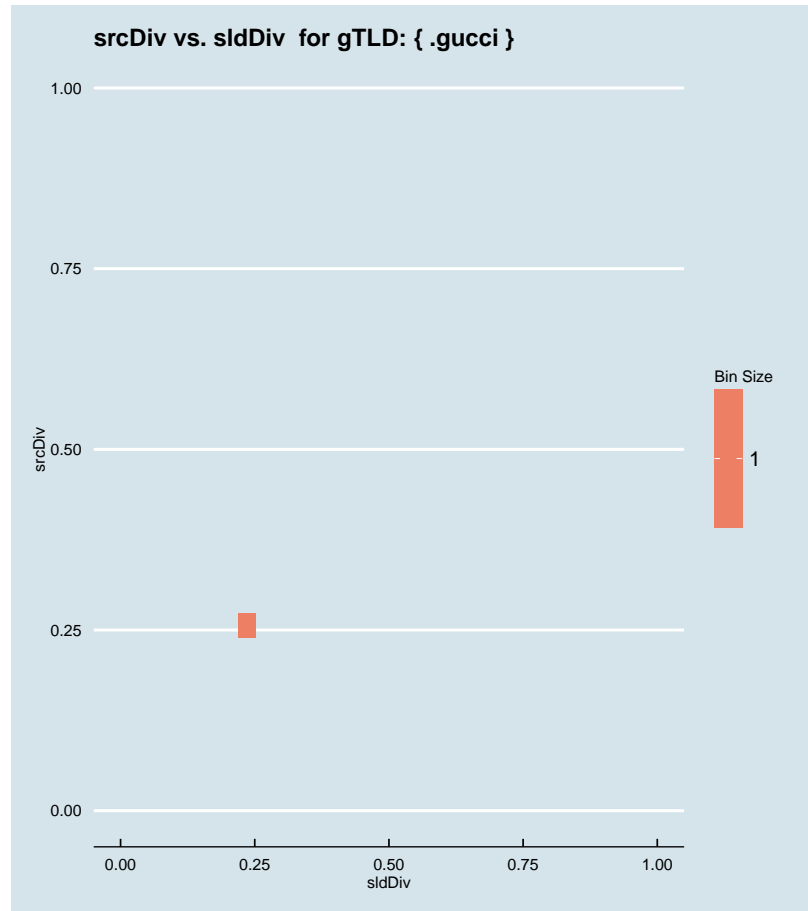


Figure 2.732: Binned scatter-plot of srcDiv and sldDiv for gTLD: { .gucci }.

### :: 2.514 Representative SLDs for gTLD: { .guge }

In this section, we collect representative SLDs related to gTLD: 'guge'. We found 0 unique SLDs after filtering. A total of 0 records were considered representative and they are 0.000% of the gTLD dump. Since the total number of records for this gTLD is 0, there are 0 non-representative records (NRep). In addition, this set comprises 0E0 of the entire data-set.

► { .guge }  
Total SLDs: 0  
a-sldDiv: 0.000%  
a-oR: 0.000%  
NRep: 0

### :: 2.515 Representative SLDs for gTLD: { .guide }

In this section, we collect representative SLDs related to gTLD: 'guide'. We found 0

► { .guide }  
Total SLDs: 0  
a-sldDiv: 0.000%  
a-oR: 0.000%  
NRep: 0



unique SLDs after filtering. A total of 0 records were considered representative and they are 0.000% of the gTLD dump. Since the total number of records for this gTLD is 0, there are 0 non-representative records (NRep). In addition, this set comprises 0E0 of the entire data-set.

∴ 2.516 Representative SLDs for gTLD: {guitars}

In this section, we collect representative SLDs related to gTLD: 'guitars'. We found 0 unique SLDs after filtering. A total of 0 records were considered representative and they are 0.000% of the gTLD dump. Since the total number of records for this gTLD is 0, there are 0 non-representative records (NRep). In addition, this set comprises 0E0 of the entire data-set.

► {guitars}  
 Total SLDs: 0  
 a-sldDiv: 0.000%  
 a-oR: 0.000%  
 NRep: 0

∴ 2.517 Representative SLDs for gTLD: {guru}

In this section, we collect representative SLDs related to gTLD: 'guru'. We found 6 unique SLDs after filtering. A total of 10346 records were considered representative and they are 60.060% of the gTLD dump. Since the total number of records for this gTLD is 10346, there are 0 non-representative records (NRep). In addition, this set comprises 4.24E-6 of the entire data-set. Table 2.367 shows the corresponding SLDs ordered by the level of importance. Figure 2.733 shows the record count (PPM) for each representative SLD. Figure 2.734 shows the binned scatter-plot of srcDiv and sldDiv.

► {guru}  
 Total SLDs: 6  
 a-sldDiv: 60.060%  
 a-oR: 0.000%  
 NRep: 0

Individual SLD descriptors for gTLD: {guru}										
SLD	count	sldDiv	$\phi$ -sldDiv	ipcount	srcDiv	$\phi$ -srcDiv	oR	a-srcDiv	a-oR	rem
INCATB	0.003	0.145	1.000	3.16E-4	0.126	0.024	1.03E-6	0.145	1.03E-6	7842
INVALID	0.002	0.129	1.000	1.87E-4	0.084	0.013	9.1E-7	0.274	1.94E-6	5621
RANDOM13	0.002	0.093	1.000	3.14E-4	0.197	0.043	6.54E-7	0.367	2.59E-6	4024
RANDOM10	0.002	0.089	1.000	2.3E-4	0.149	0.030	6.32E-7	0.456	3.22E-6	2483
INCATE	0.001	0.075	1.000	9.92E-4	0.767	0.262	5.3E-7	0.532	3.75E-6	1190
wpad	0.001	0.069	1.000	3.99E-4	0.335	0.096	4.88E-7	0.601	4.24E-6	0

Table 2.367: Top 6 most significant SLDs for gTLD 'guru'. The SLD list holds 60.060% of the entries found in the gTLD and 4.24E-6 of the total number of entries for the entire experiment. **count** represents the number of records found for the SLD (in parts per million). **sldDiv** is the raw count divided by the number of records of this gTLD dump file. **oR** is the ratio of raw count to the total number of records of the experiment.  $\phi$ -**sldDiv** represents the  $\phi$  percentile of sldDiv on the entire data-set. **a-srcDiv** is the cumulative srcDiv variable. **a-oR** is the cumulative oR.

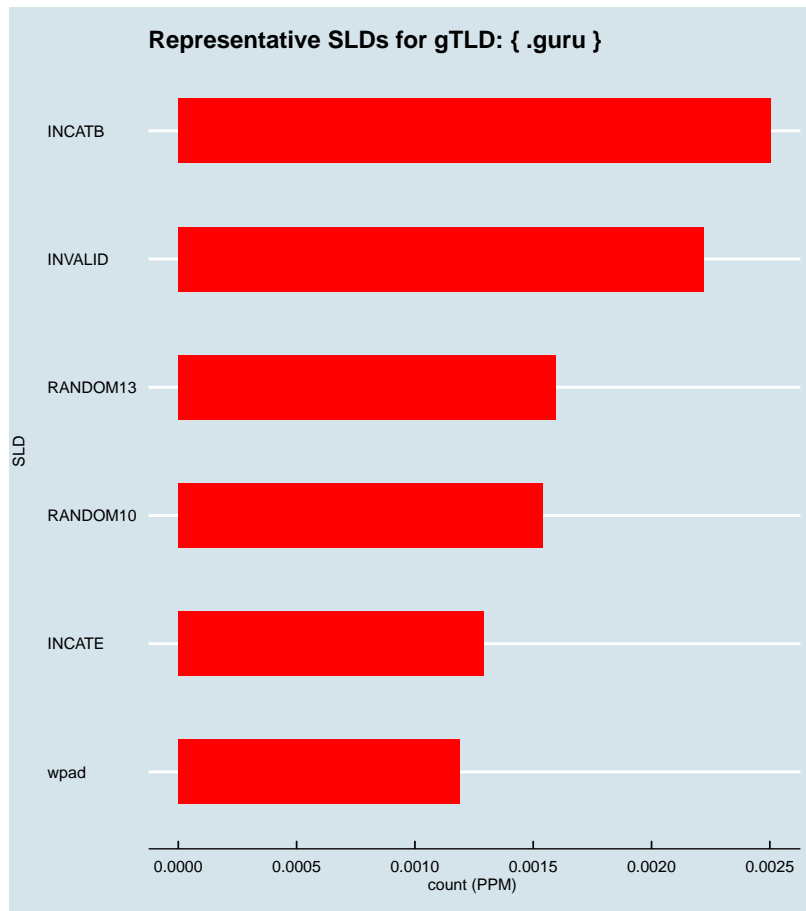


Figure 2.733: Representative SLDs for gTLD: { .guru }. The x axis displays number of times (in parts per million) the corresponding SLD (y axis) was found in the gTLD.

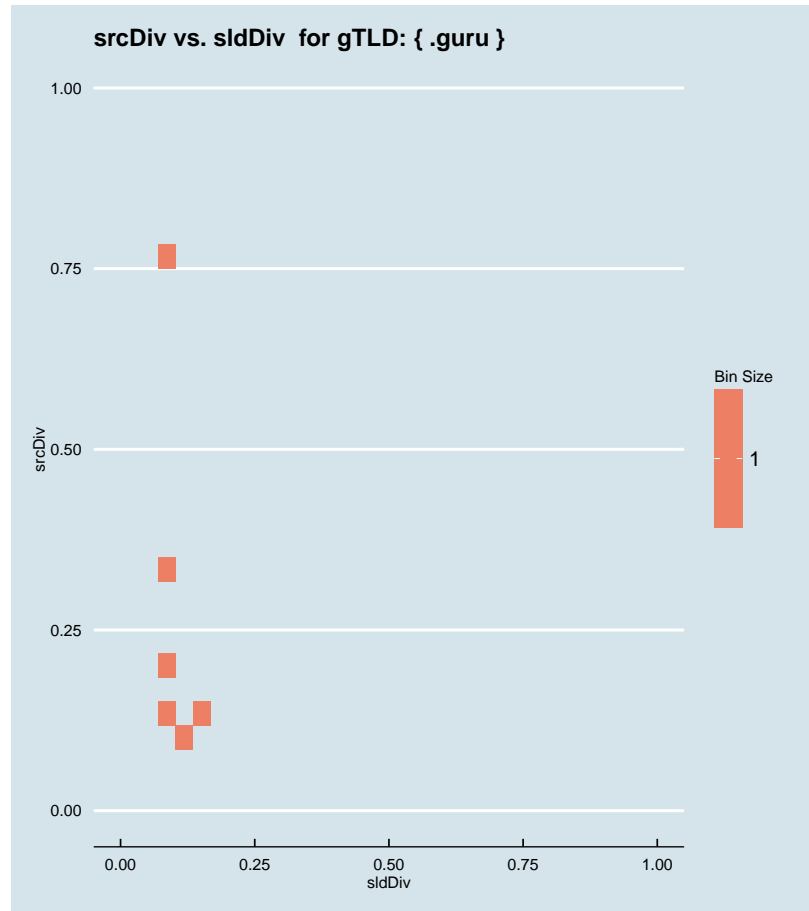


Figure 2.734: Binned scatter-plot of srcDiv and sldDiv for gTLD: { .guru }.

### :: 2.518 Representative SLDs for gTLD: { .hair }

In this section, we collect representative SLDs related to gTLD: 'hair'. We found 2 unique SLDs after filtering. A total of 3362 records were considered representative and they are 34.383% of the gTLD dump. Since the total number of records for this gTLD is 3362, there are 0 non-representative records (NRep). In addition, this set comprises  $1.38E-6$  of the entire data-set. Table 2.368 shows the corresponding SLDs ordered by the level of importance. Figure 2.735 shows the record count (PPM) for each representative SLD. Figure 2.736 shows the binned scatter-plot of srcDiv and sldDiv.

► { .hair }  
Total SLDs: 2  
a-sldDiv: 34.383%  
a-oR: 0.000%  
NRep: 0



Individual SLD descriptors for gTLD: {.hair}										
SLD	count	sldDiv	$\phi$ -sldDiv	ipcount	srcDiv	$\phi$ -srcDiv	oR	a-srcDiv	a-oR	rem
INVALID	0.002	0.208	1.000	2.41E-4	0.118	0.022	8.34E-7	0.208	8.34E-7	1326
RANDOM13	0.001	0.136	1.000	2.15E-4	0.162	0.033	5.43E-7	0.344	1.38E-6	0

Table 2.368: Top 2 most significant SLDs for gTLD 'hair'. The SLD list holds 34.383% of the entries found in the gTLD and 1.38E-6 of the total number of entries for the entire experiment. **count** represents the number of records found for the SLD (in parts per million). **sldDiv** is the raw count divided by the number of records of this gTLD dump file. **oR** is the ratio of raw count to the total number of records of the experiment.  $\phi$ -**sldDiv** represents the  $\phi$  percentile of sldDiv on the entire data-set. **a-srcDiv** is the cumulative srcDiv variable. **a-oR** is the cumulative oR.

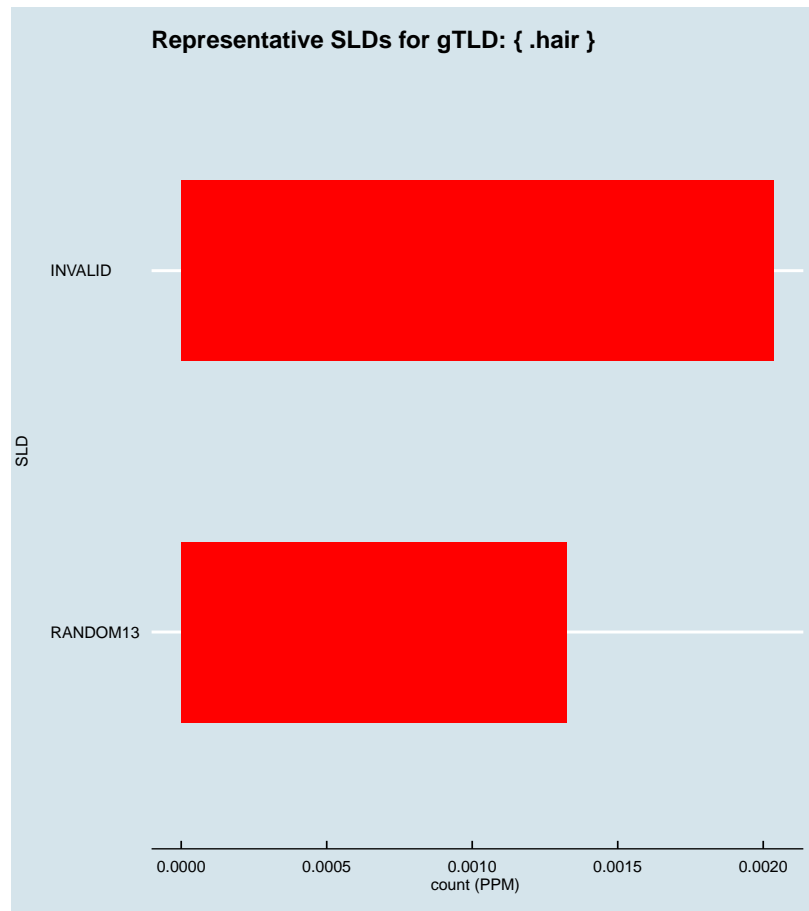


Figure 2.735: Representative SLDs for gTLD: { .hair }. The  $x$  axis displays number of times (in parts per million) the corresponding SLD ( $y$  axis) was found in the gTLD.

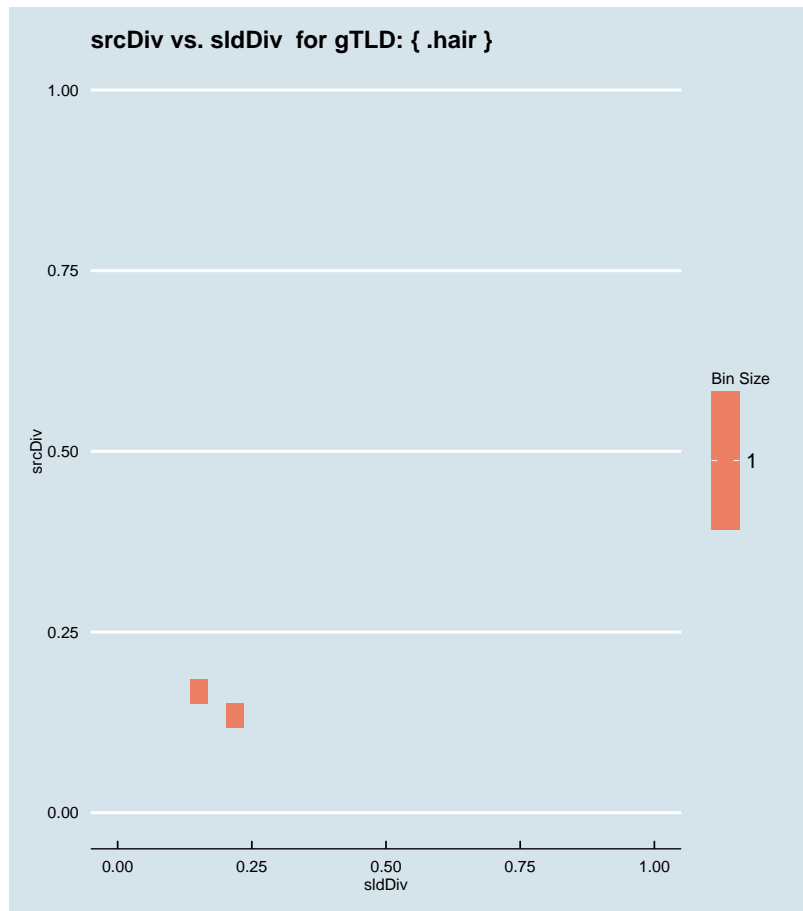


Figure 2.736: Binned scatter-plot of srcDiv and sldDiv for gTLD: { .hair }.

∴ 2.519 Representative SLDs for gTLD: { .halal }

In this section, we collect representative SLDs related to gTLD: 'halal'. We found 0 unique SLDs after filtering. A total of 0 records were considered representative and they are 0.000% of the gTLD dump. Since the total number of records for this gTLD is 0, there are 0 non-representative records (NRep). In addition, this set comprises 0E0 of the entire data-set.

► { .halal }  
 Total SLDs: 0  
 a-sldDiv: 0.000%  
 a-oR: 0.000%  
 NRep: 0

∴ 2.520 Representative SLDs for gTLD: { .hamburg }

In this section, we collect representative SLDs related to gTLD: 'hamburg'. We found

► { .hamburg }  
 Total SLDs: 11  
 a-sldDiv: 73.460%  
 a-oR: 0.002%  
 NRep: 0



11 unique SLDs after filtering. A total of 40113 records were considered representative and they are 73.460% of the gTLD dump. Since the total number of records for this gTLD is 40113, there are 0 non-representative records (NRep). In addition, this set comprises  $1.64E-5$  of the entire data-set. Table 2.369 shows the corresponding SLDs ordered by the level of importance. Figure 2.737 shows the record count (PPM) for each representative SLD. Figure 2.738 shows the binned scatter-plot of srcDiv and sldDiv.

Individual SLD descriptors for gTLD: {hamburg}										
SLD	count	sldDiv	$\phi$ -sldDiv	ipcount	srcDiv	$\phi$ -srcDiv	oR	a-srcDiv	a-oR	rem
INCATF	0.014	0.251	1.000	$5.73E-4$	0.042	0.004	$5.62E-6$	0.251	$5.62E-6$	26391
qype	0.006	0.118	1.000	$5.8E-4$	0.090	0.014	$2.63E-6$	0.369	$8.25E-6$	19972
RANDOM13	0.006	0.105	1.000	$3.73E-4$	0.065	0.009	$2.35E-6$	0.474	$1.06E-5$	14245
INCATB	0.002	0.039	1.000	$2.71E-4$	0.127	0.024	$8.75E-7$	0.513	$1.15E-5$	12110
ibs	0.002	0.038	1.000	$1.06E-4$	0.051	0.006	$8.45E-7$	0.551	$1.23E-5$	10048
onkel	0.002	0.038	1.000	$1.6E-5$	0.008	$3.49E-4$	$8.43E-7$	0.588	$1.32E-5$	7992
beckerbill...	0.002	0.035	1.000	$7.4E-5$	0.039	0.004	$7.86E-7$	0.623	$1.39E-5$	6073
INCATC	0.002	0.031	1.000	$1.51E-4$	0.089	0.014	$6.93E-7$	0.654	$1.46E-5$	4383
foster	0.002	0.028	0.999	$2.89E-4$	0.190	0.042	$6.24E-7$	0.682	$1.53E-5$	2861
INVALID	0.001	0.027	0.999	$3.03E-4$	0.209	0.049	$5.95E-7$	0.709	$1.59E-5$	1410
xtm22	0.001	0.026	0.999	$1.5E-5$	0.011	$5.48E-4$	$5.78E-7$	0.735	$1.64E-5$	0

Table 2.369: Top 11 most significant SLDs for gTLD 'hamburg'. The SLD list holds 73.460% of the entries found in the gTLD and  $1.64E-5$  of the total number of entries for the entire experiment. **count** represents the number of records found for the SLD (in parts per million). **sldDiv** is the raw count divided by the number of records of this gTLD dump file. **oR** is the ratio of raw count to the total number of records of the experiment.  **$\phi$ -sldDiv** represents the  $\phi$  percentile of sldDiv on the entire data-set. **a-srcDiv** is the cumulative srcDiv variable. **a-oR** is the cumulative oR.

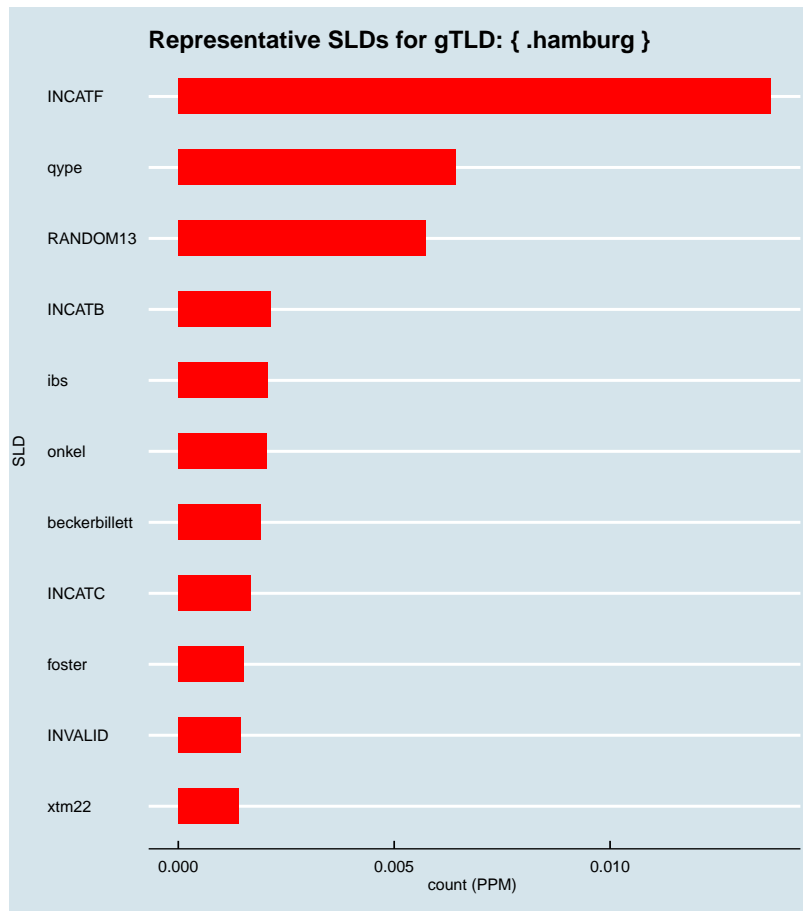


Figure 2.737: Representative SLDs for gTLD: { .hamburg }. The *x* axis displays number of times (in parts per million) the corresponding SLD (*y* axis) was found in the gTLD.

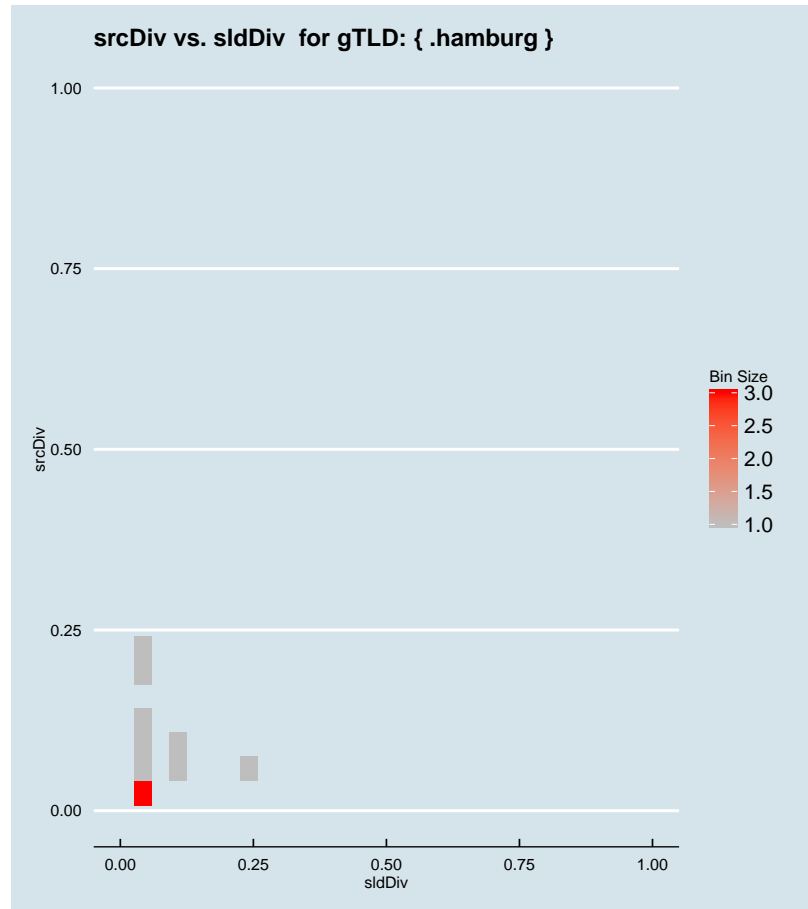


Figure 2.738: Binned scatter-plot of srcDiv and sldDiv for gTLD: { .hamburg }.

### :: 2.521 Representative SLDs for gTLD: { .hangout }

In this section, we collect representative SLDs related to gTLD: 'hangout'. We found 0 unique SLDs after filtering. A total of 0 records were considered representative and they are 0.000% of the gTLD dump. Since the total number of records for this gTLD is 0, there are 0 non-representative records (NRep). In addition, this set comprises 0E0 of the entire data-set.

► { .hangout }  
Total SLDs: 0  
a-sldDiv: 0.000%  
a-oR: 0.000%  
NRep: 0

### :: 2.522 Representative SLDs for gTLD: { .haus }

In this section, we collect representative SLDs related to gTLD: 'haus'. We found 9

► { .haus }  
Total SLDs: 9  
a-sldDiv: 69.229%  
a-oR: 0.002%  
NRep: 0

unique SLDs after filtering. A total of 46591 records were considered representative and they are 69.229% of the gTLD dump. Since the total number of records for this gTLD is 46591, there are 0 non-representative records (NRep). In addition, this set comprises  $1.91E-5$  of the entire data-set. Table 2.370 shows the corresponding SLDs ordered by the level of importance. Figure 2.739 shows the record count (PPM) for each representative SLD. Figure 2.740 shows the binned scatter-plot of srcDiv and sldDiv.

Individual SLD descriptors for gTLD: {haus}										
SLD	count	sldDiv	$\phi$ -sldDiv	ipcount	srcDiv	$\phi$ -srcDiv	oR	a-srcDiv	a-oR	rem
INVALID	0.016	0.237	1.000	$8.32E-4$	0.052	0.006	$6.54E-6$	0.237	$6.54E-6$	30634
RANDOM10	0.007	0.099	1.000	$5.74E-4$	0.087	0.014	$2.72E-6$	0.336	$9.26E-6$	24000
INCATB	0.007	0.097	1.000	$6.23E-4$	0.096	0.016	$2.67E-6$	0.432	$1.19E-5$	17494
wpad	0.004	0.066	1.000	$8.15E-4$	0.185	0.041	$1.81E-6$	0.498	$1.37E-5$	13084
INCATF	0.004	0.053	1.000	$2.12E-4$	0.059	0.008	$1.47E-6$	0.551	$1.52E-5$	9499
isatap	0.003	0.048	1.000	$7.12E-4$	0.223	0.053	$1.31E-6$	0.599	$1.65E-5$	6299
RANDOM13	0.003	0.043	1.000	$3.28E-4$	0.114	0.021	$1.17E-6$	0.641	$1.77E-5$	3434
monika	0.002	0.026	0.999	$3.1E-5$	0.018	0.001	$7.23E-7$	0.667	$1.84E-5$	1670
INCATC	0.002	0.025	0.999	$5.43E-4$	0.325	0.081	$6.84E-7$	0.692	$1.91E-5$	0

Table 2.370: Top 9 most significant SLDs for gTLD 'haus'. The SLD list holds 69.229% of the entries found in the gTLD and  $1.91E-5$  of the total number of entries for the entire experiment. **count** represents the number of records found for the SLD (in parts per million). **sldDiv** is the raw count divided by the number of records of this gTLD dump file. **oR** is the ratio of raw count to the total number of records of the experiment.  **$\phi$ -sldDiv** represents the  $\phi$  percentile of sldDiv on the entire data-set. **a-srcDiv** is the cumulative srcDiv variable. **a-oR** is the cumulative oR.

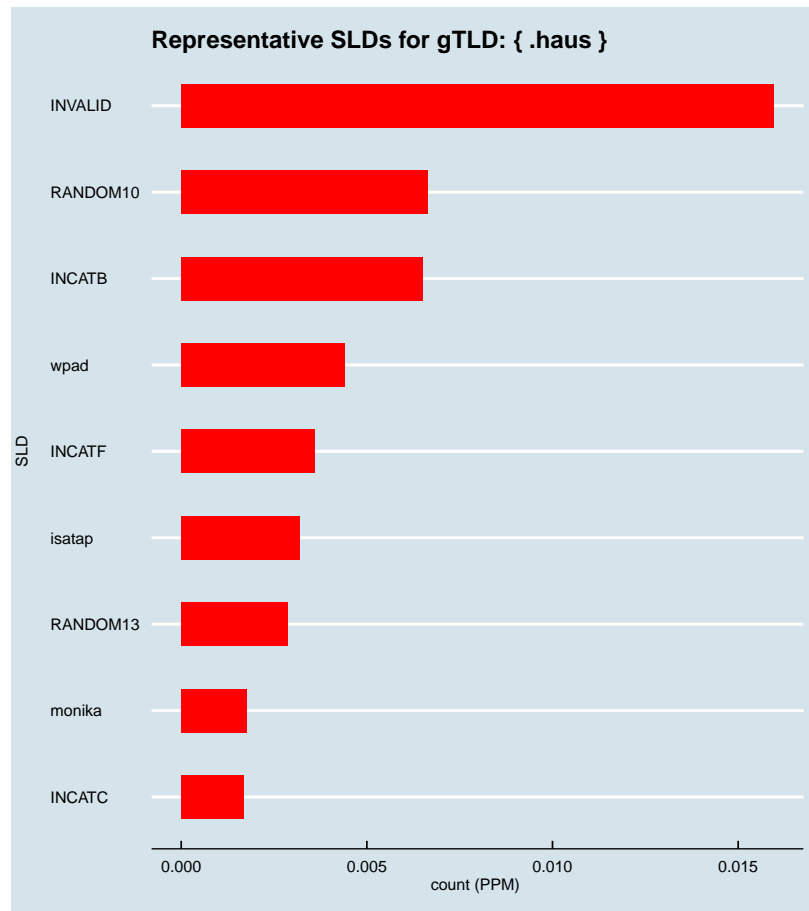


Figure 2.739: Representative SLDs for gTLD: { .haus }. The  $x$  axis displays number of times (in parts per million) the corresponding SLD ( $y$  axis) was found in the gTLD.

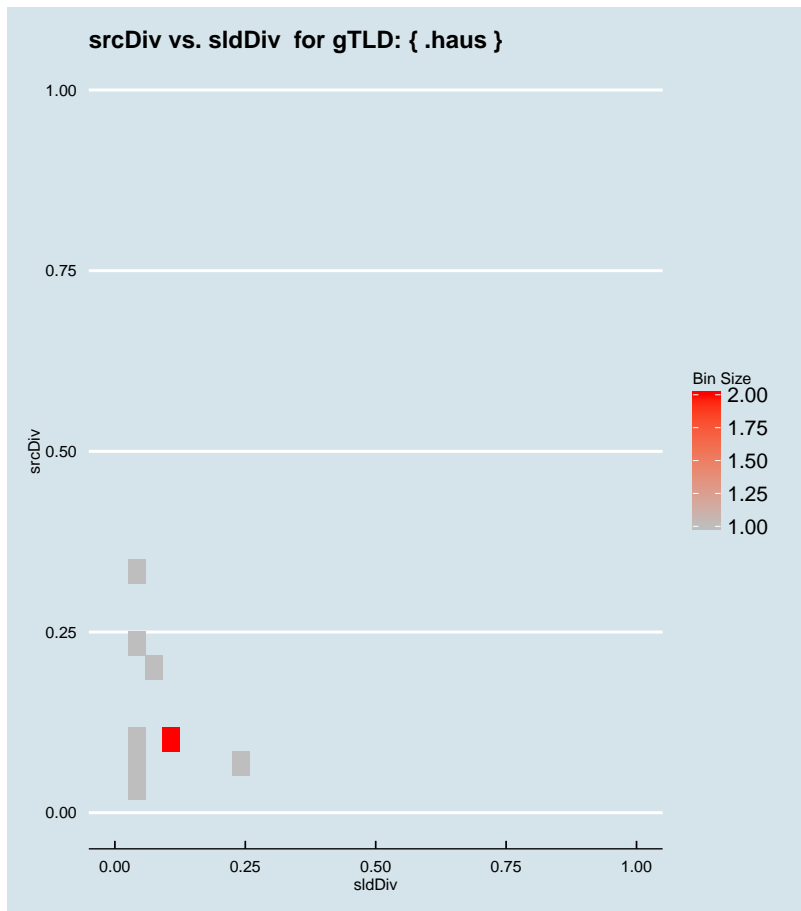


Figure 2.740: Binned scatter-plot of srcDiv and sldDiv for gTLD: { .haus }.

### :: 2.523 Representative SLDs for gTLD: { .hbo }

In this section, we collect representative SLDs related to gTLD: 'hbo'. We found 4 unique SLDs after filtering. A total of 10555 records were considered representative and they are 65.788% of the gTLD dump. Since the total number of records for this gTLD is 10555, there are 0 non-representative records (NRep). In addition, this set comprises 4.33E-6 of the entire data-set. Table 2.371 shows the corresponding SLDs ordered by the level of importance. Figure 2.741 shows the record count (PPM) for each representative SLD. Figure 2.742 shows the binned scatter-plot of srcDiv and sldDiv.

► { .hbo }  
 Total SLDs: 4  
 a-sldDiv: 65.788%  
 a-oR: 0.000%  
 NRep: 0

Individual SLD descriptors for gTLD: {.hbo}										
SLD	count	sldDiv	$\phi$ -sldDiv	ipcount	srcDiv	$\phi$ -srcDiv	oR	a-srcDiv	a-oR	rem
hbopol	0.004	0.259	1.000	2.72E-4	0.066	0.009	1.7E-6	0.259	1.7E-6	6404
INCATF	0.004	0.218	1.000	1.97E-4	0.056	0.007	1.43E-6	0.477	3.14E-6	2903
INVALID	0.002	0.106	1.000	3.03E-4	0.178	0.039	6.99E-7	0.583	3.83E-6	1198
RANDOM13	0.001	0.075	1.000	3.15E-4	0.263	0.067	4.91E-7	0.658	4.33E-6	0

Table 2.371: Top 4 most significant SLDs for gTLD 'hbo'. The SLD list holds 65.788% of the entries found in the gTLD and 4.33E-6 of the total number of entries for the entire experiment. **count** represents the number of records found for the SLD (in parts per million). **sldDiv** is the raw count divided by the number of records of this gTLD dump file. **oR** is the ratio of raw count to the total number of records of the experiment.  **$\phi$ -sldDiv** represents the  $\phi$  percentile of sldDiv on the entire data-set. **a-srcDiv** is the cumulative srcDiv variable. **a-oR** is the cumulative oR.

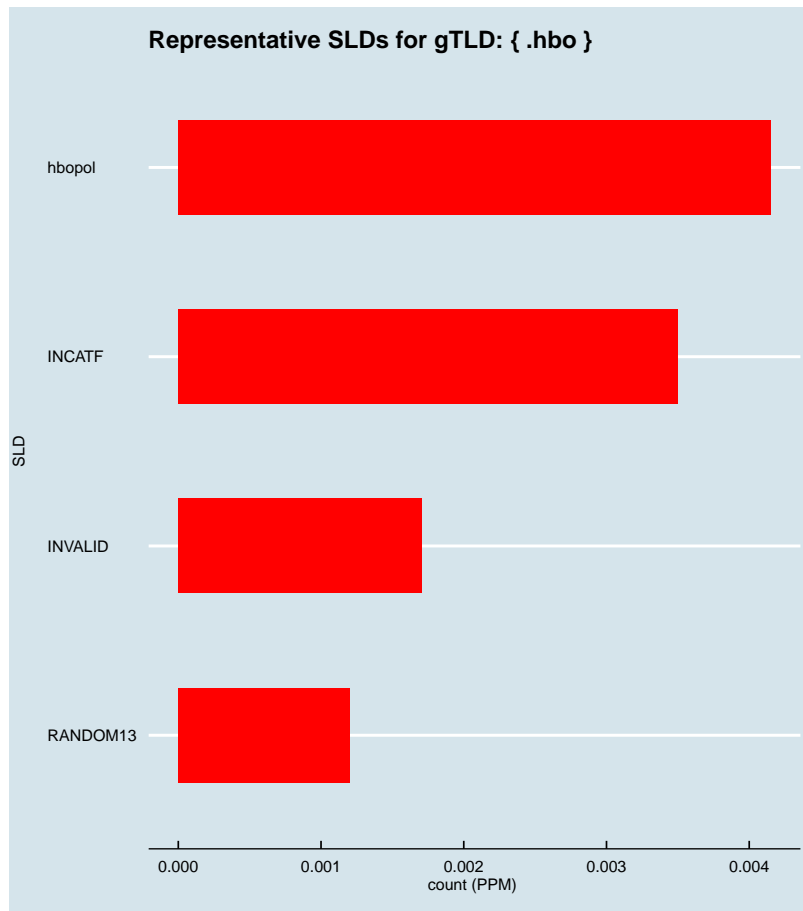


Figure 2.741: Representative SLDs for gTLD: { .hbo }. The x axis displays number of times (in parts per million) the corresponding SLD (y axis) was found in the gTLD.



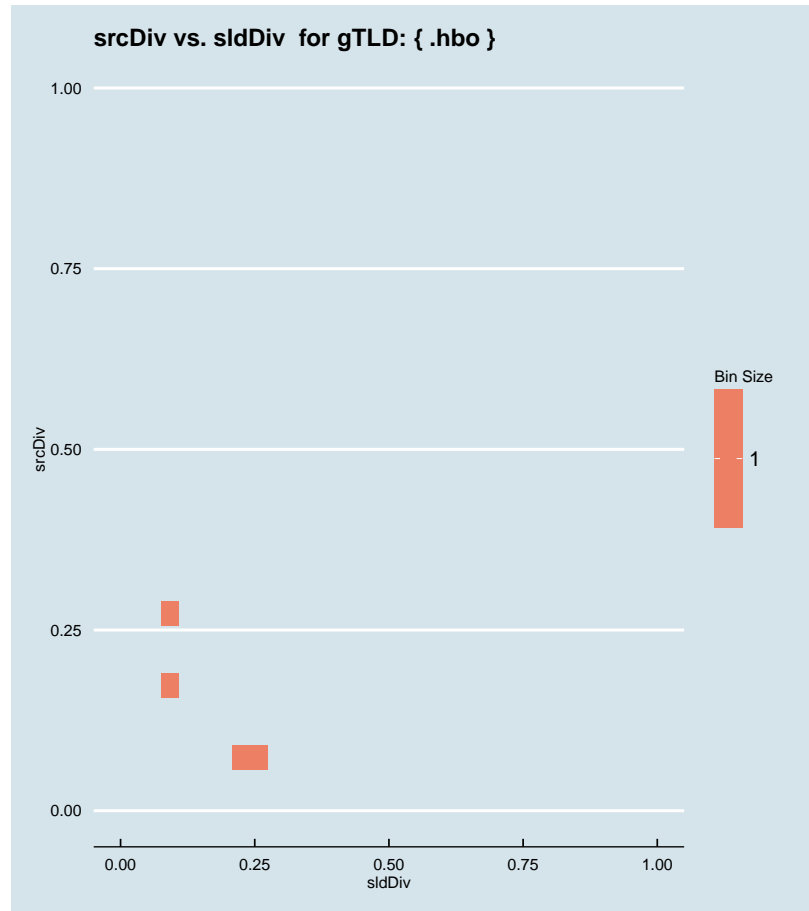


Figure 2.742: Binned scatter-plot of srcDiv and sldDiv for gTLD: { .hbo }.

### :: 2.524 Representative SLDs for gTLD: { .hdfc }

In this section, we collect representative SLDs related to gTLD: 'hdfc'. We found 1 unique SLDs after filtering. A total of 1793 records were considered representative and they are 45.787% of the gTLD dump. Since the total number of records for this gTLD is 1793, there are 0 non-representative records (NRep). In addition, this set comprises  $7.35E-7$  of the entire data-set. Table 2.372 shows the corresponding SLDs ordered by the level of importance. Figure 2.743 shows the record count (PPM) for each representative SLD. Figure 2.744 shows the binned scatter-plot of srcDiv and sldDiv.

► { .hdfc }  
Total SLDs: 1  
a-sldDiv: 45.787%  
a-oR: 0.000%  
NRep: 0



Individual SLD descriptors for gTLD: {.hdfc}										
SLD	count	sldDiv	$\phi$ -sldDiv	ipcount	srcDiv	$\phi$ -srcDiv	oR	a-srcDiv	a-oR	rem
INCATE	0.002	0.458	1.000	7.98E-4	0.445	0.123	7.35E-7	0.458	7.35E-7	0

Table 2.372: Top 1 most significant SLDs for gTLD 'hdfc'. The SLD list holds 45.787% of the entries found in the gTLD and 7.35E-7 of the total number of entries for the entire experiment. **count** represents the number of records found for the SLD (in parts per million). **sldDiv** is the raw count divided by the number of records of this gTLD dump file. **oR** is the ratio of raw count to the total number of records of the experiment.  **$\phi$ -sldDiv** represents the  $\phi$  percentile of sldDiv on the entire data-set. **a-srcDiv** is the cumulative srcDiv variable. **a-oR** is the cumulative oR.




Figure 2.743: Representative SLDs for gTLD: { .hdfc }. The  $x$  axis displays number of times (in parts per million) the corresponding SLD ( $y$  axis) was found in the gTLD.

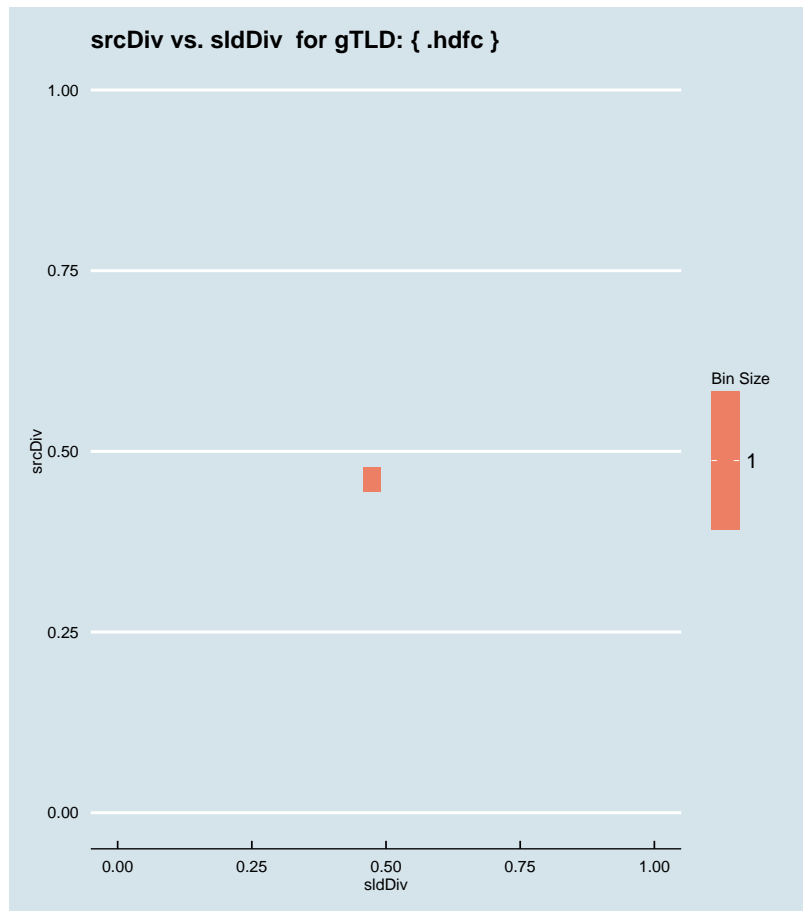


Figure 2.744: Binned scatter-plot of srcDiv and sldDiv for gTLD: { .hdfc }.

### :: 2.525 Representative SLDs for gTLD: { .hdfcbank }

In this section, we collect representative SLDs related to gTLD: 'hdfcbank'. We found 1 unique SLDs after filtering. A total of 1975 records were considered representative and they are 69.371% of the gTLD dump. Since the total number of records for this gTLD is 1975, there are 0 non-representative records (NRep). In addition, this set comprises  $8.09E-7$  of the entire data-set. Table 2.373 shows the corresponding SLDs ordered by the level of importance. Figure 2.745 shows the record count (PPM) for each representative SLD. Figure 2.746 shows the binned scatter-plot of srcDiv and sldDiv.

► { .hdfcbank }  
 Total SLDs: 1  
 a-sldDiv: 69.371%  
 a-oR: 0.000%  
 NRep: 0

Individual SLD descriptors for gTLD: {hdfcbank}										
SLD	count	sldDiv	$\phi$ -sldDiv	ipcount	srcDiv	$\phi$ -srcDiv	oR	a-srcDiv	a-oR	rem
INCATE	0.002	0.694	1.000	8.23E-4	0.417	0.116	8.09E-7	0.694	8.09E-7	0

Table 2.373: Top 1 most significant SLDs for gTLD 'hdfcbank'. The SLD list holds 69.371% of the entries found in the gTLD and 8.09E-7 of the total number of entries for the entire experiment. **count** represents the number of records found for the SLD (in parts per million). **sldDiv** is the raw count divided by the number of records of this gTLD dump file. **oR** is the ratio of raw count to the total number of records of the experiment.  $\phi$ -**sldDiv** represents the  $\phi$  percentile of sldDiv on the entire data-set. **a-srcDiv** is the cumulative srcDiv variable. **a-oR** is the cumulative oR.




Figure 2.745: Representative SLDs for gTLD: { .hdfcbank }. The x axis displays number of times (in parts per million) the corresponding SLD (y axis) was found in the gTLD.

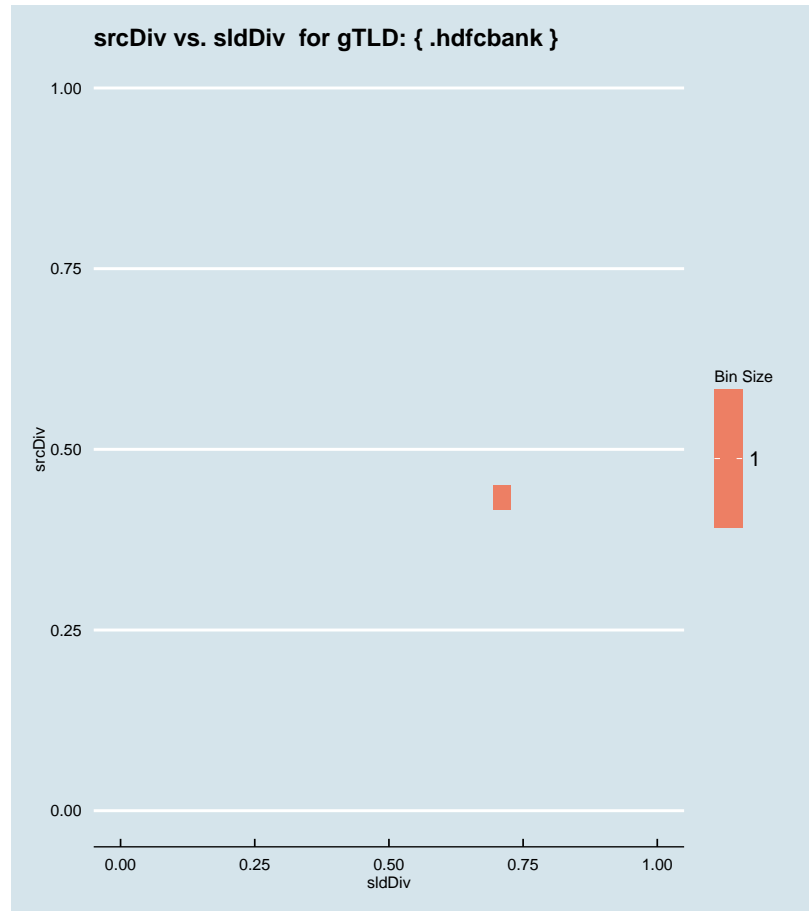


Figure 2.746: Binned scatter-plot of srcDiv and sldDiv for gTLD: { .hdfcbank }.

### :: 2.526 Representative SLDs for gTLD: { .health }

In this section, we collect representative SLDs related to gTLD: 'health'. We found 13 unique SLDs after filtering. A total of 114906 records were considered representative and they are 79.185% of the gTLD dump. Since the total number of records for this gTLD is 114906, there are 0 non-representative records (NRep). In addition, this set comprises  $4.71E-5$  of the entire data-set. Table 2.374 shows the corresponding SLDs ordered by the level of importance. Figure 2.747 shows the record count (PPM) for each representative SLD. Figure 2.748 shows the binned scatter-plot of srcDiv and sldDiv.

► { .health }  
Total SLDs: 13  
a-sldDiv: 79.185%  
a-oR: 0.005%  
NRep: 0

Individual SLD descriptors for gTLD: {health}										
SLD	count	sldDiv	$\phi$ -sldDiv	ipcount	srcDiv	$\phi$ -srcDiv	oR	a-srcDiv	a-oR	rem
central	0.065	0.445	1.000	0.001	0.020	0.001	2.64E-5	0.445	2.64E-5	50372
INCATF	0.015	0.100	1.000	0.001	0.078	0.012	5.95E-6	0.545	3.24E-5	35848
RANDOM13	0.008	0.053	1.000	6.55E-4	0.085	0.013	3.17E-6	0.598	3.56E-5	28114
INVALID	0.005	0.038	1.000	3.89E-4	0.071	0.010	2.23E-6	0.636	3.78E-5	22664
INCATC	0.005	0.035	1.000	0.001	0.236	0.056	2.09E-6	0.671	3.99E-5	17555
INCATB	0.003	0.024	0.999	0.001	0.341	0.096	1.42E-6	0.695	4.13E-5	14085
laredo	0.002	0.017	0.999	6E-6	0.002	7.24E-5	9.92E-7	0.711	4.23E-5	11664
INCATE	0.002	0.016	0.999	0.002	0.672	0.232	9.75E-7	0.728	4.33E-5	9286
ssopoc2	0.002	0.016	0.999	4E-6	0.002	4.15E-5	9.32E-7	0.744	4.42E-5	7011
INCATD	0.002	0.015	0.999	2.33E-4	0.109	0.019	8.78E-7	0.758	4.51E-5	4868
children	0.002	0.013	0.999	1.7E-5	0.009	4.26E-4	7.81E-7	0.771	4.59E-5	2963
dutch	0.002	0.012	0.999	1.6E-5	0.009	4.49E-4	7.08E-7	0.783	4.66E-5	1236
RANDOM10	0.001	0.009	0.999	2.96E-4	0.239	0.056	5.07E-7	0.792	4.71E-5	0

Table 2.374: Top 13 most significant SLDs for gTLD 'health'. The SLD list holds 79.185% of the entries found in the gTLD and 4.71E-5 of the total number of entries for the entire experiment. **count** represents the number of records found for the SLD (in parts per million). **sldDiv** is the raw count divided by the number of records of this gTLD dump file. **oR** is the ratio of raw count to the total number of records of the experiment.  **$\phi$ -sldDiv** represents the  $\phi$  percentile of sldDiv on the entire data-set. **a-srcDiv** is the cumulative srcDiv variable. **a-oR** is the cumulative oR.



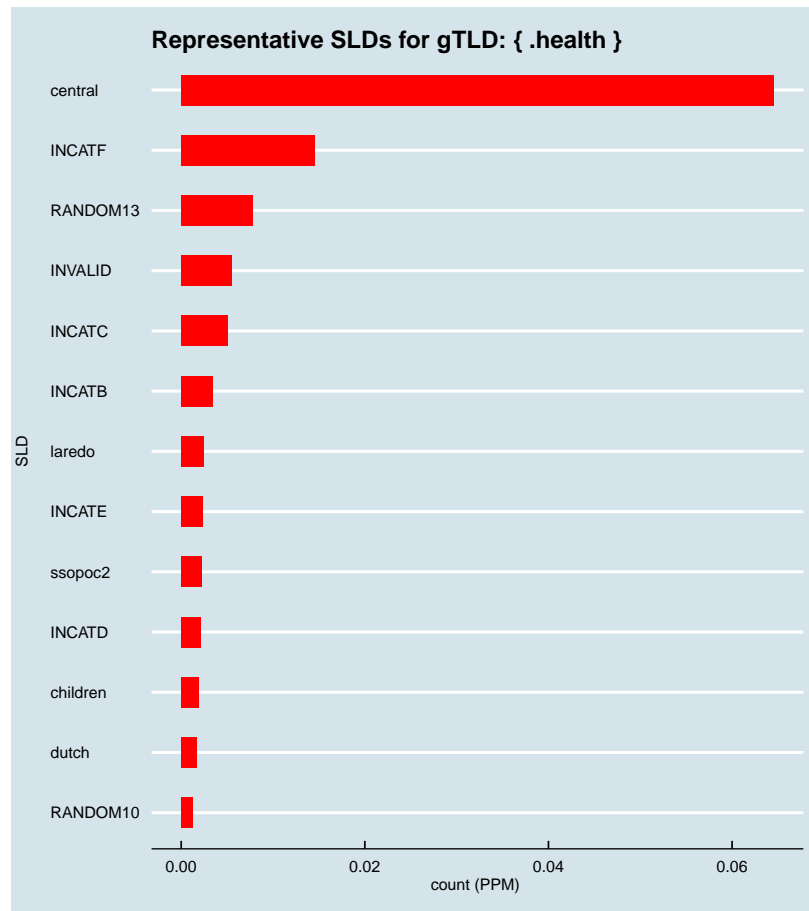


Figure 2.747: Representative SLDs for gTLD: { .health }. The  $x$  axis displays number of times (in parts per million) the corresponding SLD ( $y$  axis) was found in the gTLD.

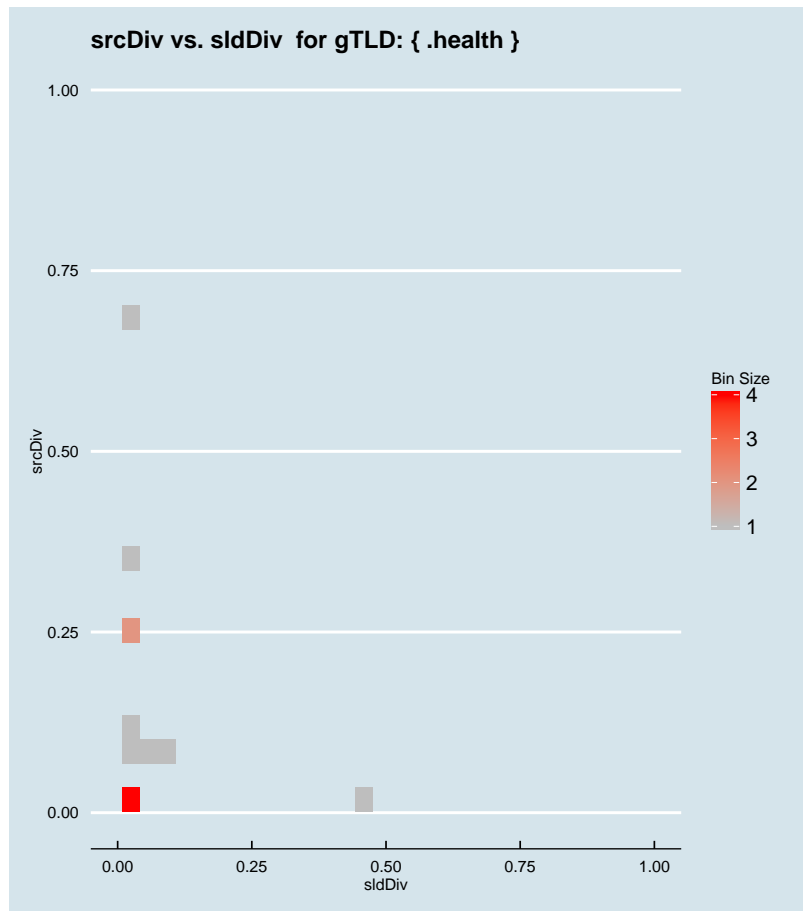


Figure 2.748: Binned scatter-plot of srcDiv and sldDiv for gTLD: {.health}.

### :: 2.527 Representative SLDs for gTLD: {.healthcare}

In this section, we collect representative SLDs related to gTLD: 'healthcare'. We found 4 unique SLDs after filtering. A total of 18789 records were considered representative and they are 59.756% of the gTLD dump. Since the total number of records for this gTLD is 18789, there are 0 non-representative records (NRep). In addition, this set comprises 7.7E-6 of the entire data-set. Table 2.375 shows the corresponding SLDs ordered by the level of importance. Figure 2.749 shows the record count (PPM) for each representative SLD. Figure 2.750 shows the binned scatter-plot of srcDiv and sldDiv.

► {.healthcare}  
 Total SLDs: 4  
 a-sldDiv: 59.756%  
 a-oR: 0.001%  
 NRep: 0

Individual SLD descriptors for gTLD: {.healthcare}										
SLD	count	sldDiv	$\phi$ -sldDiv	ipcount	srcDiv	$\phi$ -srcDiv	oR	a-srcDiv	a-oR	rem
INCATF	0.008	0.264	1.000	3.64E-4	0.044	0.005	3.41E-6	0.264	3.41E-6	10478
RANDOM13	0.006	0.202	1.000	1.71E-4	0.027	0.002	2.61E-6	0.467	6.01E-6	4114
RANDOM10	0.002	0.070	1.000	2.36E-4	0.107	0.019	9.05E-7	0.537	6.92E-6	1905
INVALID	0.002	0.061	1.000	3.82E-4	0.201	0.048	7.81E-7	0.598	7.7E-6	0

Table 2.375: Top 4 most significant SLDs for gTLD 'healthcare'. The SLD list holds 59.756% of the entries found in the gTLD and 7.7E-6 of the total number of entries for the entire experiment. **count** represents the number of records found for the SLD (in parts per million). **sldDiv** is the raw count divided by the number of records of this gTLD dump file. **oR** is the ratio of raw count to the total number of records of the experiment.  $\phi$ -**sldDiv** represents the  $\phi$  percentile of sldDiv on the entire data-set. **a-srcDiv** is the cumulative srcDiv variable. **a-oR** is the cumulative oR.

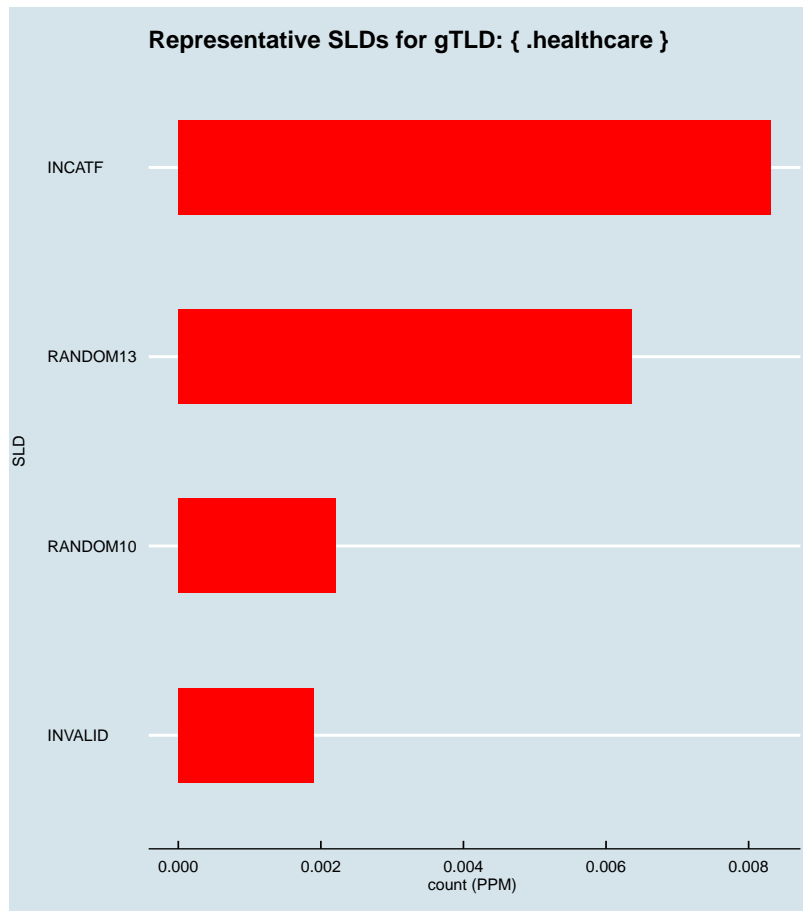


Figure 2.749: Representative SLDs for gTLD: { .healthcare }. The  $x$  axis displays number of times (in parts per million) the corresponding SLD ( $y$  axis) was found in the gTLD.

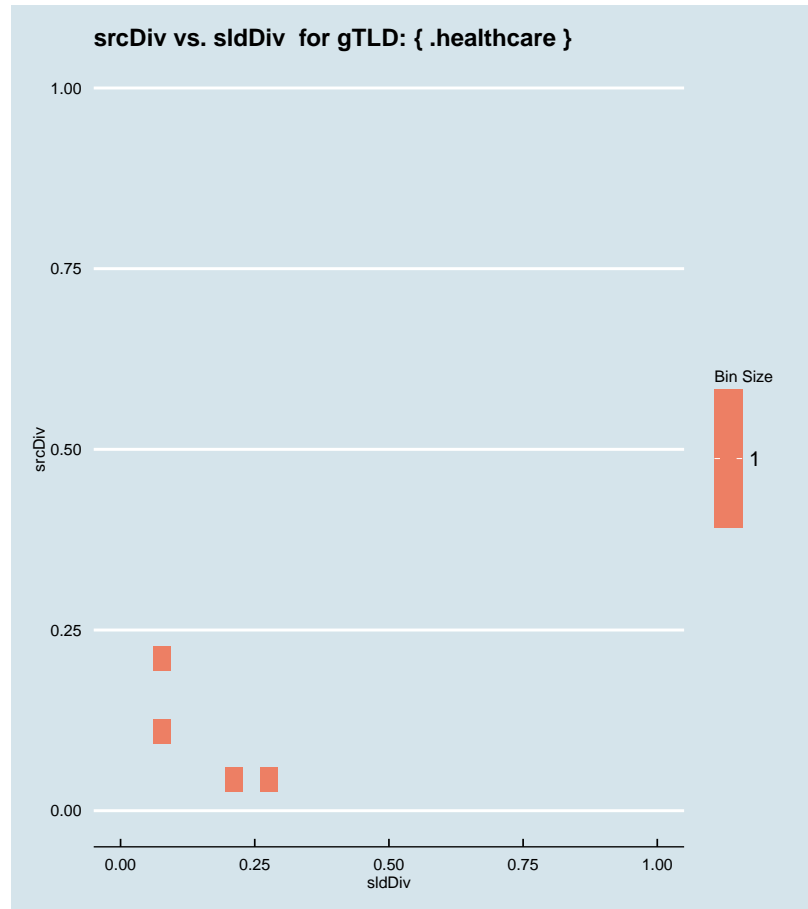


Figure 2.750: Binned scatter-plot of srcDiv and sldDiv for gTLD: { .healthcare}.

### :: 2.528 Representative SLDs for gTLD: { .heart }

In this section, we collect representative SLDs related to gTLD: 'heart'. We found 7 unique SLDs after filtering. A total of 19081 records were considered representative and they are 68.736% of the gTLD dump. Since the total number of records for this gTLD is 19081, there are 0 non-representative records (NRep). In addition, this set comprises 7.82E-6 of the entire data-set. Table 2.376 shows the corresponding SLDs ordered by the level of importance. Figure 2.751 shows the record count (PPM) for each representative SLD. Figure 2.752 shows the binned scatter-plot of srcDiv and sldDiv.

► { .heart }  
Total SLDs: 7  
a-sldDiv: 68.736%  
a-oR: 0.001%  
NRep: 0

Individual SLD descriptors for gTLD: {heart}										
SLD	count	sldDiv	$\phi$ -sldDiv	ipcount	srcDiv	$\phi$ -srcDiv	oR	a-srcDiv	a-oR	rem
INVALID	0.005	0.181	1.000	2.99E-4	0.060	0.008	2.06E-6	0.181	2.06E-6	14062
INCATF	0.004	0.147	1.000	2.43E-4	0.060	0.008	1.67E-6	0.327	3.72E-6	9995
core	0.002	0.088	1.000	4.31E-4	0.176	0.038	1E-6	0.415	4.73E-6	7548
RANDOM13	0.002	0.083	1.000	4.38E-4	0.191	0.042	9.41E-7	0.498	5.67E-6	5251
cardiac	0.002	0.072	1.000	2E-5	0.010	4.93E-4	8.22E-7	0.570	6.49E-6	3244
RANDOM10	0.002	0.065	1.000	1.25E-4	0.070	0.010	7.36E-7	0.635	7.23E-6	1449
INCATB	0.001	0.052	1.000	5.8E-4	0.400	0.114	5.94E-7	0.687	7.82E-6	0

Table 2.376: Top 7 most significant SLDs for gTLD 'heart'. The SLD list holds 68.736% of the entries found in the gTLD and 7.82E-6 of the total number of entries for the entire experiment. **count** represents the number of records found for the SLD (in parts per million). **sldDiv** is the raw count divided by the number of records of this gTLD dump file. **oR** is the ratio of raw count to the total number of records of the experiment.  **$\phi$ -sldDiv** represents the  $\phi$  percentile of sldDiv on the entire data-set. **a-srcDiv** is the cumulative srcDiv variable. **a-oR** is the cumulative oR.

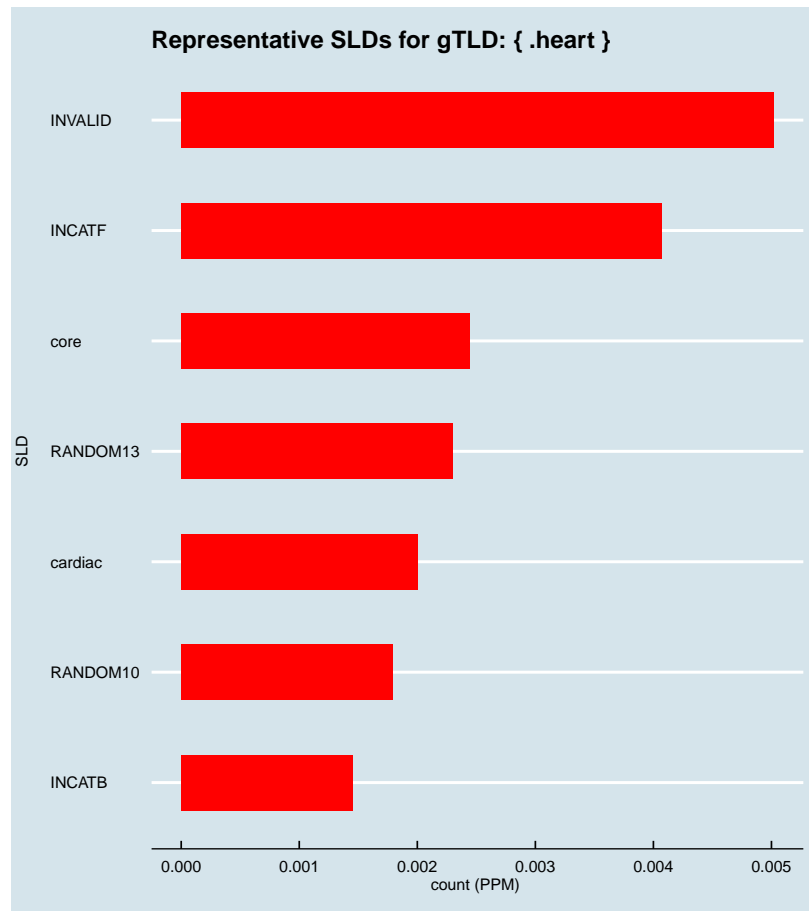


Figure 2.751: Representative SLDs for gTLD: {.heart}. The  $x$  axis displays number of times (in parts per million) the corresponding SLD ( $y$  axis) was found in the gTLD.

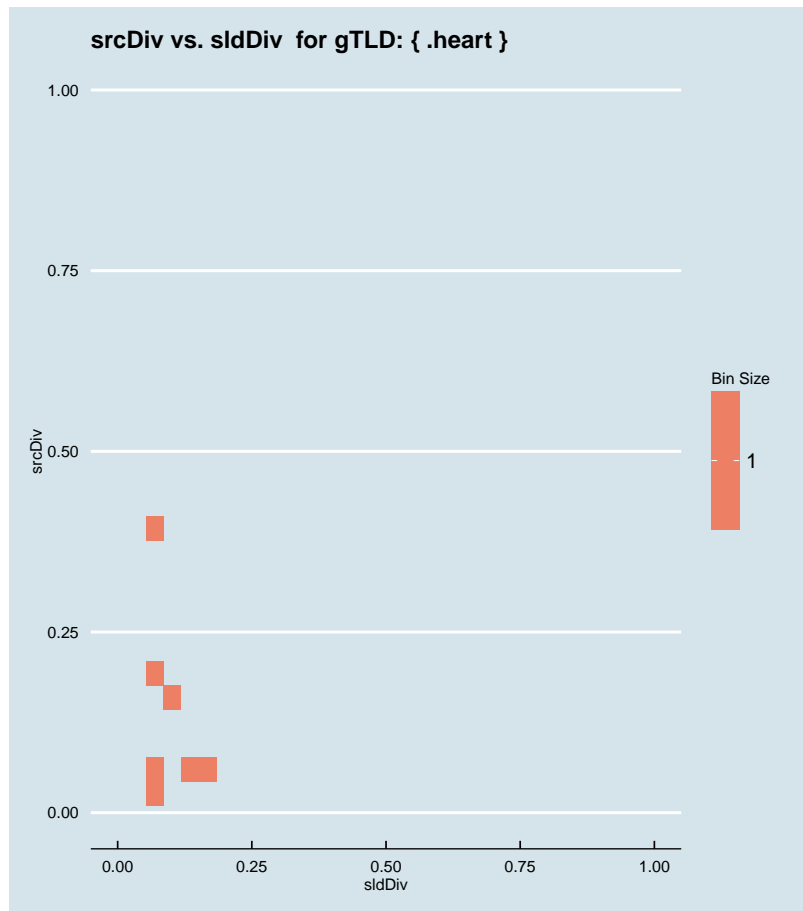


Figure 2.752: Binned scatter-plot of srcDiv and sldDiv for gTLD: {.heart}.

### :: 2.529 Representative SLDs for gTLD: {.heinz}

In this section, we collect representative SLDs related to gTLD: 'heinz'. We found 2 unique SLDs after filtering. A total of 4320 records were considered representative and they are 43.614% of the gTLD dump. Since the total number of records for this gTLD is 4320, there are 0 non-representative records (NRep). In addition, this set comprises 1.77E-6 of the entire data-set. Table 2.377 shows the corresponding SLDs ordered by the level of importance. Figure 2.753 shows the record count (PPM) for each representative SLD. Figure 2.754 shows the binned scatter-plot of srcDiv and sldDiv.

► {.heinz}  
 Total SLDs: 2  
 a-sldDiv: 43.614%  
 a-oR: 0.000%  
 NRep: 0



Individual SLD descriptors for gTLD: {heinz}										
SLD	count	sldDiv	$\phi$ -sldDiv	ipcount	srcDiv	$\phi$ -srcDiv	oR	a-srcDiv	a-oR	rem
INCATB	0.002	0.238	1.000	1.64E-4	0.070	0.010	9.65E-7	0.238	9.65E-7	1965
INVALID	0.002	0.198	1.000	1.09E-4	0.055	0.007	8.05E-7	0.436	1.77E-6	0

Table 2.377: Top 2 most significant SLDs for gTLD 'heinz'. The SLD list holds 43.614% of the entries found in the gTLD and 1.77E-6 of the total number of entries for the entire experiment. **count** represents the number of records found for the SLD (in parts per million). **sldDiv** is the raw count divided by the number of records of this gTLD dump file. **oR** is the ratio of raw count to the total number of records of the experiment.  **$\phi$ -sldDiv** represents the  $\phi$  percentile of sldDiv on the entire data-set. **a-srcDiv** is the cumulative srcDiv variable. **a-oR** is the cumulative oR.

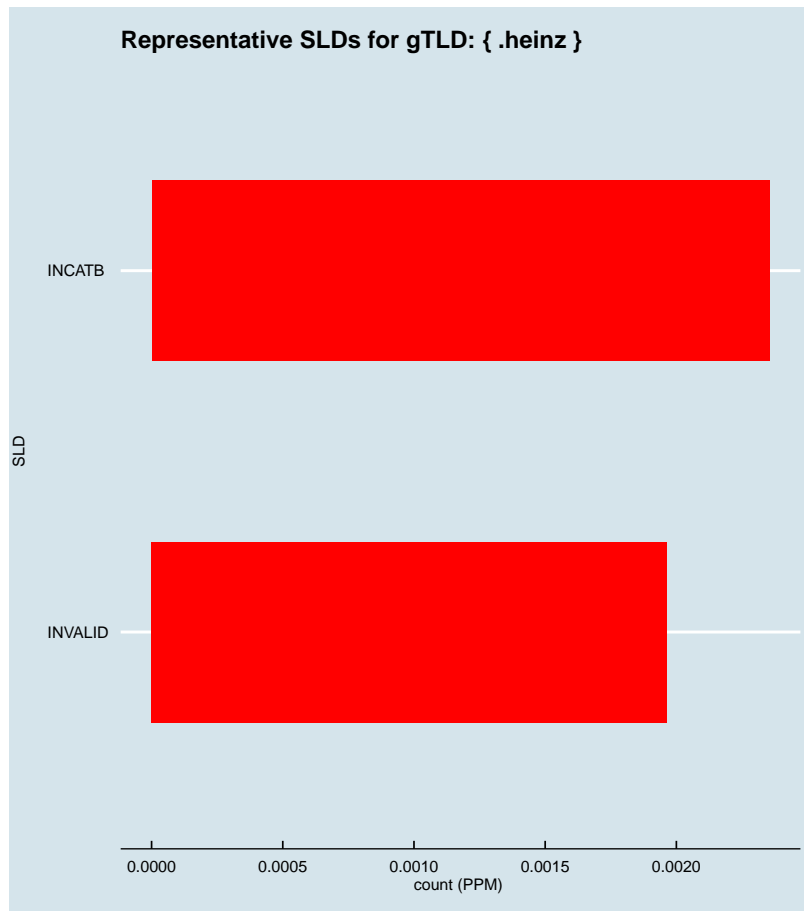


Figure 2.753: Representative SLDs for gTLD: { .heinz}. The *x* axis displays number of times (in parts per million) the corresponding SLD (*y* axis) was found in the gTLD.

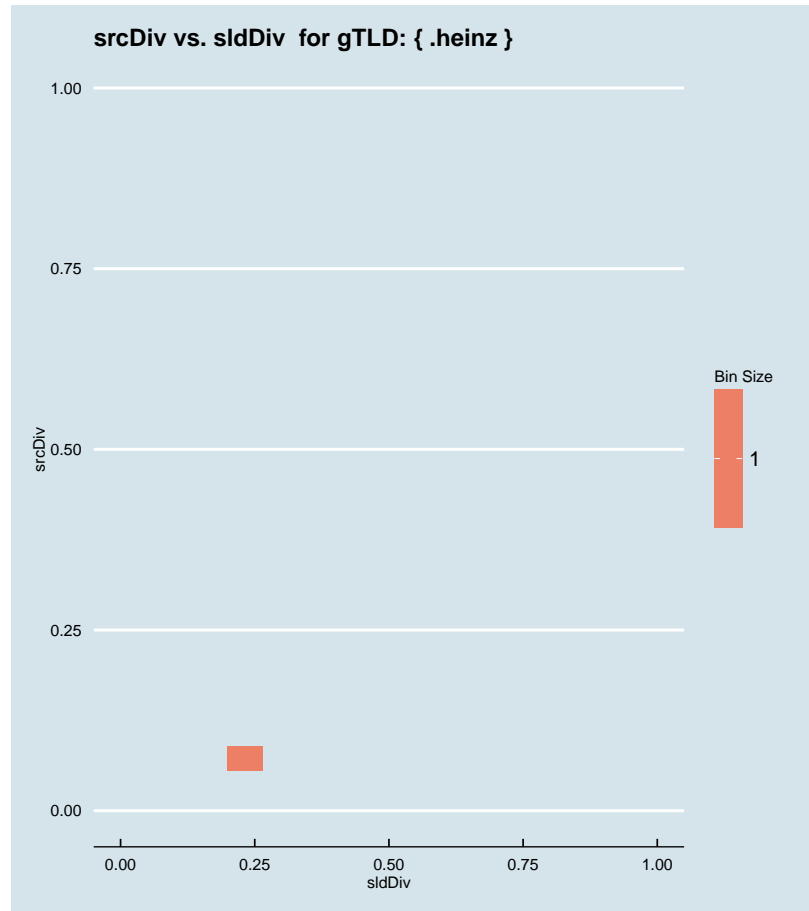


Figure 2.754: Binned scatter-plot of srcDiv and sldDiv for gTLD: { .heinz }.

### :: 2.530 Representative SLDs for gTLD: { .help }

In this section, we collect representative SLDs related to gTLD: 'help'. We found 6 unique SLDs after filtering. A total of 19100 records were considered representative and they are 51.059% of the gTLD dump. Since the total number of records for this gTLD is 19100, there are 0 non-representative records (NRep). In addition, this set comprises 7.83E-6 of the entire data-set. Table 2.378 shows the corresponding SLDs ordered by the level of importance. Figure 2.755 shows the record count (PPM) for each representative SLD. Figure 2.756 shows the binned scatter-plot of srcDiv and sldDiv.

► { .help }  
Total SLDs: 6  
a-sldDiv: 51.059%  
a-oR: 0.001%  
NRep: 0

Individual SLD descriptors for gTLD: {help}										
SLD	count	sldDiv	$\phi$ -sldDiv	ipcount	srcDiv	$\phi$ -srcDiv	oR	a-srcDiv	a-oR	rem
INCATB	0.008	0.202	1.000	0.002	0.288	0.074	3.09E-6	0.202	3.09E-6	11556
RANDOM13	0.004	0.107	1.000	6.29E-4	0.157	0.032	1.64E-6	0.309	4.74E-6	7545
INVALID	0.003	0.070	1.000	5.96E-4	0.227	0.054	1.08E-6	0.379	5.81E-6	4916
INCATC	0.002	0.057	1.000	0.001	0.571	0.187	8.77E-7	0.436	6.69E-6	2777
RANDOM10	0.001	0.039	1.000	5.16E-4	0.356	0.099	5.95E-7	0.475	7.28E-6	1326
INCATE	0.001	0.035	1.000	0.001	0.763	0.261	5.43E-7	0.511	7.83E-6	0

Table 2.378: Top 6 most significant SLDs for gTLD 'help'. The SLD list holds 51.059% of the entries found in the gTLD and 7.83E-6 of the total number of entries for the entire experiment. **count** represents the number of records found for the SLD (in parts per million). **sldDiv** is the raw count divided by the number of records of this gTLD dump file. **oR** is the ratio of raw count to the total number of records of the experiment.  $\phi$ -**sldDiv** represents the  $\phi$  percentile of sldDiv on the entire data-set. **a-srcDiv** is the cumulative srcDiv variable. **a-oR** is the cumulative oR.

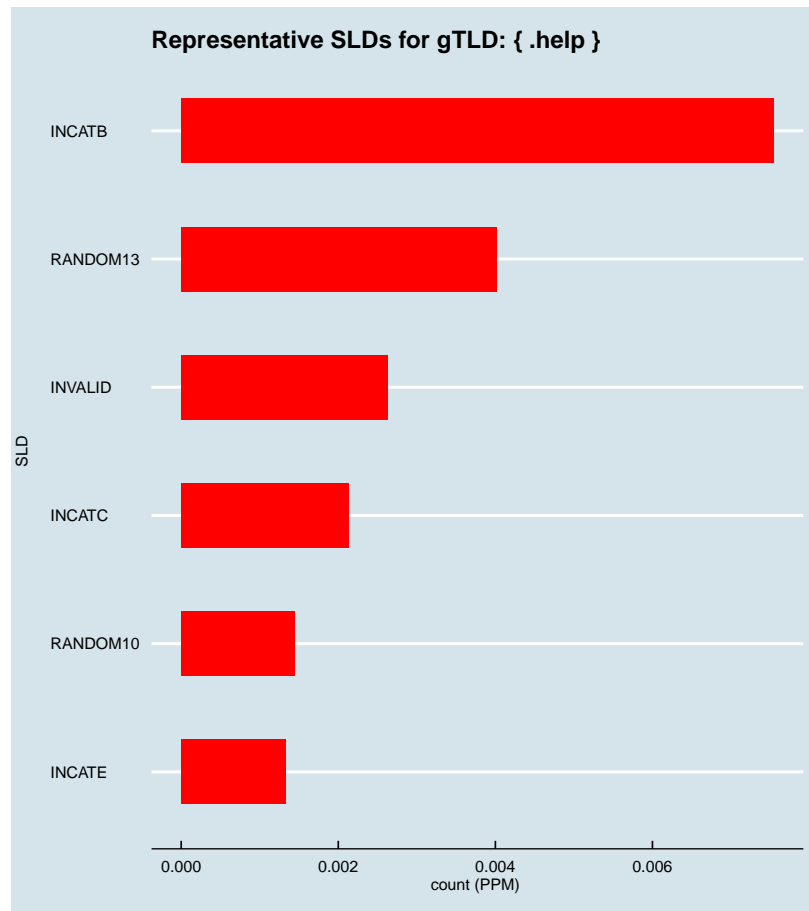


Figure 2.755: Representative SLDs for gTLD: { .help }. The  $x$  axis displays number of times (in parts per million) the corresponding SLD ( $y$  axis) was found in the gTLD.

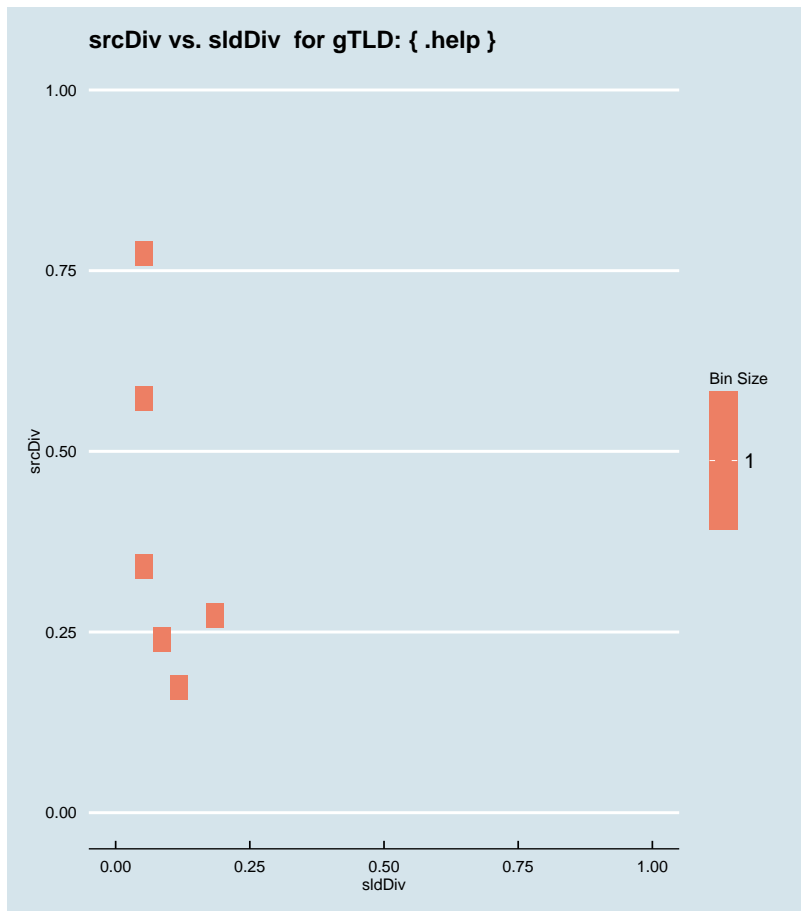


Figure 2.756: Binned scatter-plot of srcDiv and sldDiv for gTLD: { .help }.

### :: 2.531 Representative SLDs for gTLD: { .helsinki }

In this section, we collect representative SLDs related to gTLD: 'helsinki'. We found 1 unique SLDs after filtering. A total of 2283 records were considered representative and they are 34.019% of the gTLD dump. Since the total number of records for this gTLD is 2283, there are 0 non-representative records (NRep). In addition, this set comprises  $9.36E-7$  of the entire data-set. Table 2.379 shows the corresponding SLDs ordered by the level of importance. Figure 2.757 shows the record count (PPM) for each representative SLD. Figure 2.758 shows the binned scatter-plot of srcDiv and sldDiv.

► { .helsinki }  
 Total SLDs: 1  
 a-sldDiv: 34.019%  
 a-oR: 0.000%  
 NRep: 0

Individual SLD descriptors for gTLD: {.helsinki}										
SLD	count	sldDiv	$\phi$ -sldDiv	ipcount	srcDiv	$\phi$ -srcDiv	oR	a-srcDiv	a-oR	rem
INVALID	0.002	0.340	1.000	1.86E-4	0.081	0.012	9.36E-7	0.340	9.36E-7	0

Table 2.379: Top 1 most significant SLDs for gTLD 'helsinki'. The SLD list holds 34.019% of the entries found in the gTLD and 9.36E-7 of the total number of entries for the entire experiment. **count** represents the number of records found for the SLD (in parts per million). **sldDiv** is the raw count divided by the number of records of this gTLD dump file. **oR** is the ratio of raw count to the total number of records of the experiment.  $\phi$ -**sldDiv** represents the  $\phi$  percentile of sldDiv on the entire data-set. **a-srcDiv** is the cumulative srcDiv variable. **a-oR** is the cumulative oR.




Figure 2.757: Representative SLDs for gTLD: { .helsinki}. The *x* axis displays number of times (in parts per million) the corresponding SLD (*y* axis) was found in the gTLD.



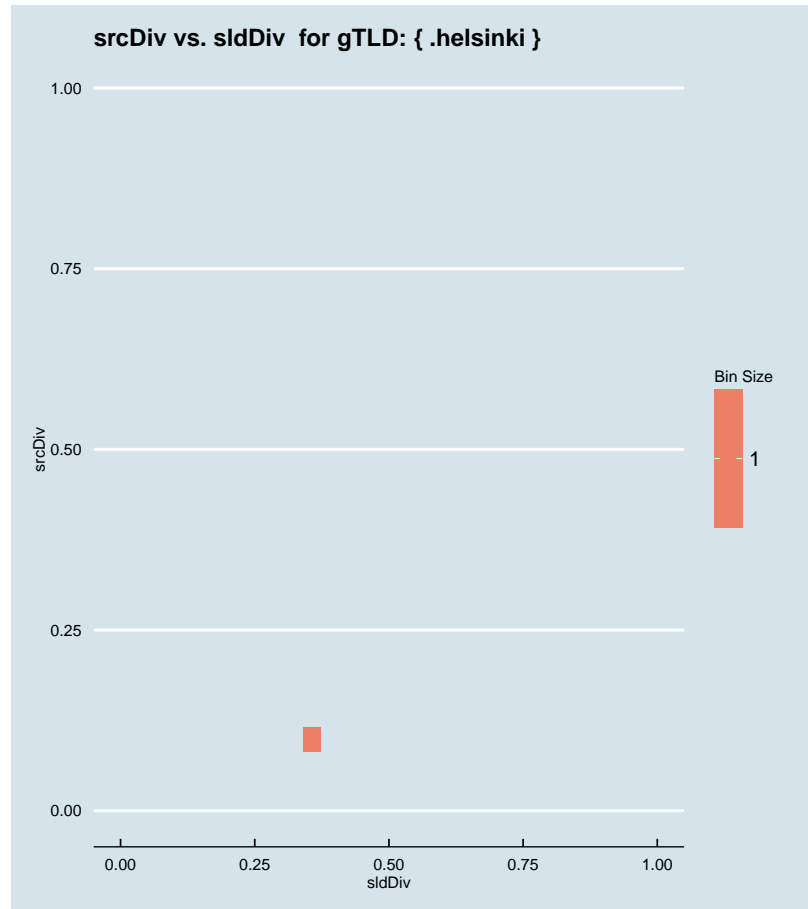


Figure 2.758: Binned scatter-plot of srcDiv and sldDiv for gTLD: { .helsinki}.

### :: 2.532 Representative SLDs for gTLD: { .here }

In this section, we collect representative SLDs related to gTLD: 'here'. We found 26 unique SLDs after filtering. A total of 382369 records were considered representative and they are 89.251% of the gTLD dump. Since the total number of records for this gTLD is 382369, there are 0 non-representative records (NRep). In addition, this set comprises  $1.57E-4$  of the entire data-set. Table 2.380 shows the corresponding SLDs ordered by the level of importance. Figure 2.759 shows the record count (PPM) for each representative SLD. Figure 2.760 shows the binned scatter-plot of srcDiv and sldDiv.

► { .here }  
Total SLDs: 26  
a-sldDiv: 89.251%  
a-oR: 0.016%  
NRep: 0

Individual SLD descriptors for gTLD: {here}										
SLD	count	sldDiv	$\phi$ -sldDiv	ipcount	srcDiv	$\phi$ -srcDiv	oR	a-srcDiv	a-oR	rem
address	0.117	0.272	1.000	0.019	0.162	0.033	4.78E-5	0.272	4.78E-5	265717
INCATC	0.052	0.121	1.000	0.010	0.192	0.042	2.12E-5	0.393	6.9E-5	214041
INCATB	0.043	0.100	1.000	0.005	0.110	0.019	1.76E-5	0.493	8.66E-5	171143
INVALID	0.025	0.057	1.000	0.002	0.068	0.010	1.01E-5	0.550	9.66E-5	146572
url	0.019	0.044	1.000	0.003	0.153	0.031	7.75E-6	0.595	1.04E-4	127656
RANDOM13	0.015	0.035	1.000	0.001	0.067	0.009	6.22E-6	0.630	1.11E-4	112467
server	0.012	0.029	0.999	0.002	0.175	0.038	5.08E-6	0.659	1.16E-4	100066
unknown-do...	0.012	0.027	0.999	0.006	0.489	0.130	4.8E-6	0.686	1.2E-4	88352
RANDOM10	0.012	0.027	0.999	0.003	0.263	0.067	4.72E-6	0.713	1.25E-4	76836
default	0.011	0.026	0.999	0.004	0.346	0.097	4.57E-6	0.739	1.3E-4	65678
goes	0.009	0.022	0.999	0.005	0.483	0.129	3.84E-6	0.761	1.34E-4	56317
yoursitedo...	0.009	0.020	0.999	0.005	0.526	0.179	3.58E-6	0.781	1.37E-4	47591
hostname	0.008	0.018	0.999	4.15E-4	0.054	0.007	3.17E-6	0.799	1.4E-4	39867
not	0.007	0.017	0.999	0.001	0.143	0.027	3.06E-6	0.817	1.43E-4	32392
INCATF	0.007	0.016	0.999	4.81E-4	0.071	0.010	2.79E-6	0.833	1.46E-4	25587
wpad	0.005	0.013	0.999	0.001	0.200	0.048	2.24E-6	0.846	1.48E-4	20117
isatap	0.004	0.008	0.999	8.85E-4	0.243	0.057	1.49E-6	0.854	1.5E-4	16479
nowhere	0.003	0.007	0.999	1.1E-4	0.038	0.004	1.19E-6	0.861	1.51E-4	13585
librarylin...	0.002	0.006	0.999	0.001	0.446	0.123	1.01E-6	0.867	1.52E-4	11111
SHORTSLD	0.002	0.005	0.999	0.001	0.516	0.178	9.2E-7	0.872	1.53E-4	8867
domain	0.002	0.004	0.999	5.26E-4	0.279	0.070	7.72E-7	0.876	1.54E-4	6984
trail	0.001	0.003	0.998	1.16E-4	0.078	0.012	6.12E-7	0.880	1.54E-4	5490
tds	0.001	0.003	0.998	8.57E-4	0.607	0.200	5.79E-7	0.883	1.55E-4	4077
ubiquiti	0.001	0.003	0.998	6.7E-5	0.049	0.006	5.63E-7	0.886	1.56E-4	2703
local	0.001	0.003	0.998	6.9E-5	0.051	0.006	5.57E-7	0.889	1.56E-4	1343
INCATD	0.001	0.003	0.998	1.5E-4	0.112	0.020	5.5E-7	0.893	1.57E-4	0

Table 2.380: Top 26 most significant SLDs for gTLD 'here'. The SLD list holds 89.251% of the entries found in the gTLD and 1.57E-4 of the total number of entries for the entire experiment. **count** represents the number of records found for the SLD (in parts per million). **sldDiv** is the raw count divided by the number of records of this gTLD dump file. **oR** is the ratio of raw count to the total number of records of the experiment.  **$\phi$ -sldDiv** represents the  $\phi$  percentile of sldDiv on the entire data-set. **a-srcDiv** is the cumulative srcDiv variable. **a-oR** is the cumulative oR.

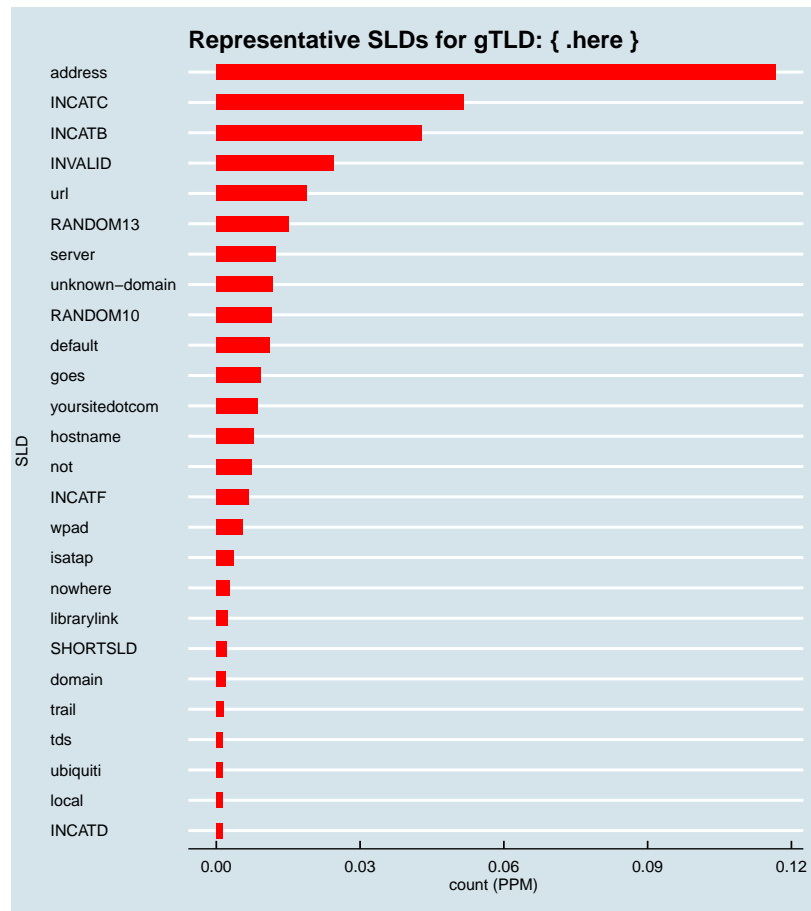


Figure 2.759: Representative SLDs for gTLD: { .here }. The  $x$  axis displays number of times (in parts per million) the corresponding SLD ( $y$  axis) was found in the gTLD.

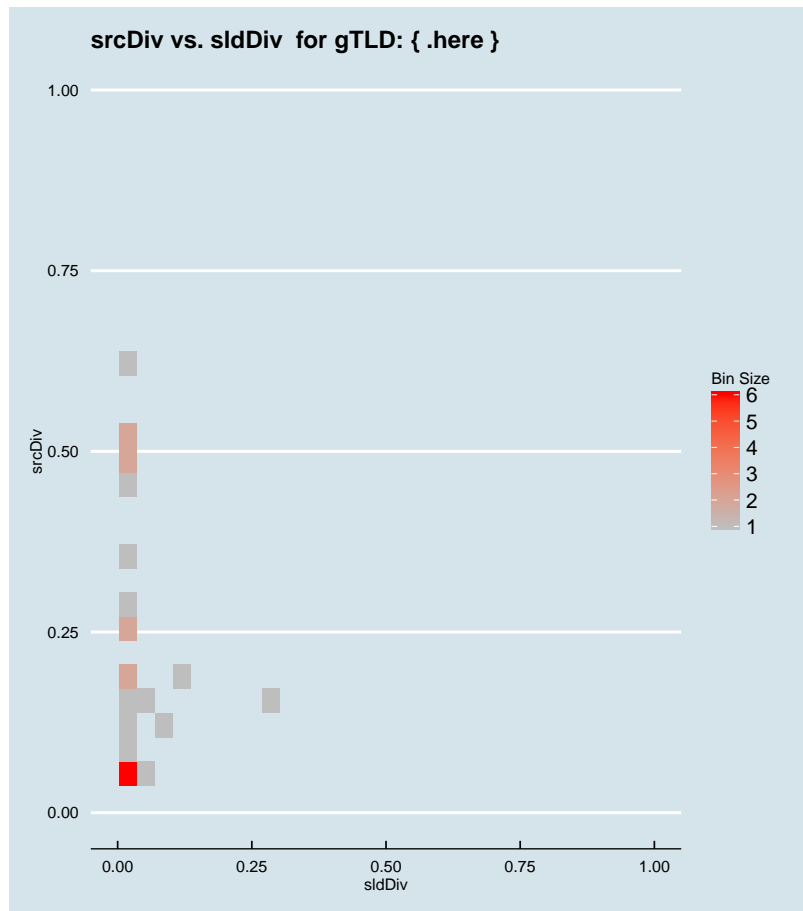


Figure 2.760: Binned scatter-plot of srcDiv and sldDiv for gTLD: { .here }.

### :: 2.533 Representative SLDs for gTLD: { .hermes }

In this section, we collect representative SLDs related to gTLD: 'hermes'. We found 12 unique SLDs after filtering. A total of 87618 records were considered representative and they are 57.236% of the gTLD dump. Since the total number of records for this gTLD is 87618, there are 0 non-representative records (NRep). In addition, this set comprises  $3.59E-5$  of the entire data-set. Table 2.381 shows the corresponding SLDs ordered by the level of importance. Figure 2.761 shows the record count (PPM) for each representative SLD. Figure 2.762 shows the binned scatter-plot of srcDiv and sldDiv.

► { .hermes }  
 Total SLDs: 12  
 a-sldDiv: 57.236%  
 a-oR: 0.004%  
 NRep: 0

Individual SLD descriptors for gTLD: {.hermes}										
SLD	count	sldDiv	$\phi$ -sldDiv	ipcount	srcDiv	$\phi$ -srcDiv	oR	a-srcDiv	a-oR	rem
INCATC	0.017	0.111	1.000	5.6E-4	0.033	0.003	6.93E-6	0.111	6.93E-6	70697
RANDOM13	0.013	0.087	1.000	7.76E-4	0.058	0.008	5.45E-6	0.197	1.24E-5	57389
INVALID	0.012	0.076	1.000	9.88E-4	0.085	0.013	4.74E-6	0.273	1.71E-5	45817
INCATB	0.011	0.069	1.000	0.001	0.100	0.017	4.33E-6	0.342	2.15E-5	35255
INCATF	0.008	0.053	1.000	5.65E-4	0.070	0.010	3.3E-6	0.395	2.48E-5	27205
RANDOM10	0.008	0.050	1.000	0.001	0.135	0.026	3.15E-6	0.445	2.79E-5	19509
wpad	0.005	0.034	1.000	0.002	0.360	0.100	2.14E-6	0.479	3.01E-5	14276
prnsrv	0.004	0.028	0.999	0.001	0.327	0.082	1.75E-6	0.507	3.18E-5	9998
isatap	0.004	0.027	0.999	0.002	0.449	0.124	1.67E-6	0.534	3.35E-5	5921
autodiscov...	0.003	0.019	0.999	3.72E-4	0.130	0.025	1.18E-6	0.552	3.47E-5	3051
update	0.002	0.012	0.999	3.7E-5	0.021	0.002	7.37E-7	0.564	3.54E-5	1253
INCATI	0.001	0.008	0.999	9.2E-5	0.073	0.011	5.13E-7	0.572	3.59E-5	0

Table 2.381: Top 12 most significant SLDs for gTLD 'hermes'. The SLD list holds 57.236% of the entries found in the gTLD and 3.59E-5 of the total number of entries for the entire experiment. **count** represents the number of records found for the SLD (in parts per million). **sldDiv** is the raw count divided by the number of records of this gTLD dump file. **oR** is the ratio of raw count to the total number of records of the experiment.  **$\phi$ -sldDiv** represents the  $\phi$  percentile of sldDiv on the entire data-set. **a-srcDiv** is the cumulative srcDiv variable. **a-oR** is the cumulative oR.

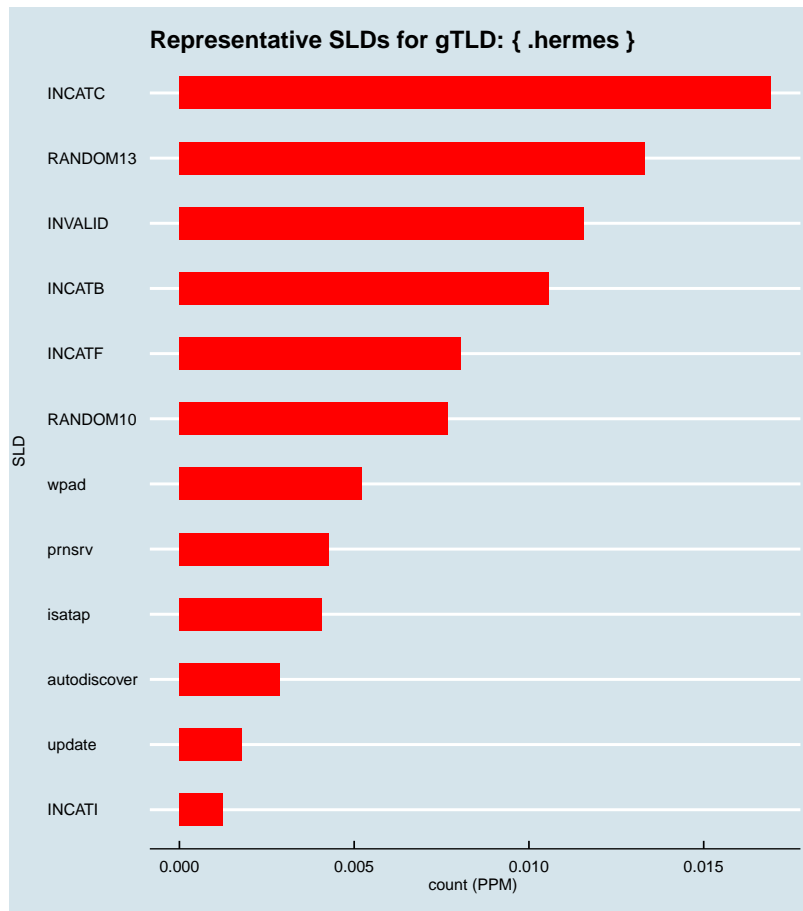


Figure 2.761: Representative SLDs for gTLD: { .hermes }. The *x* axis displays number of times (in parts per million) the corresponding SLD (*y* axis) was found in the gTLD.

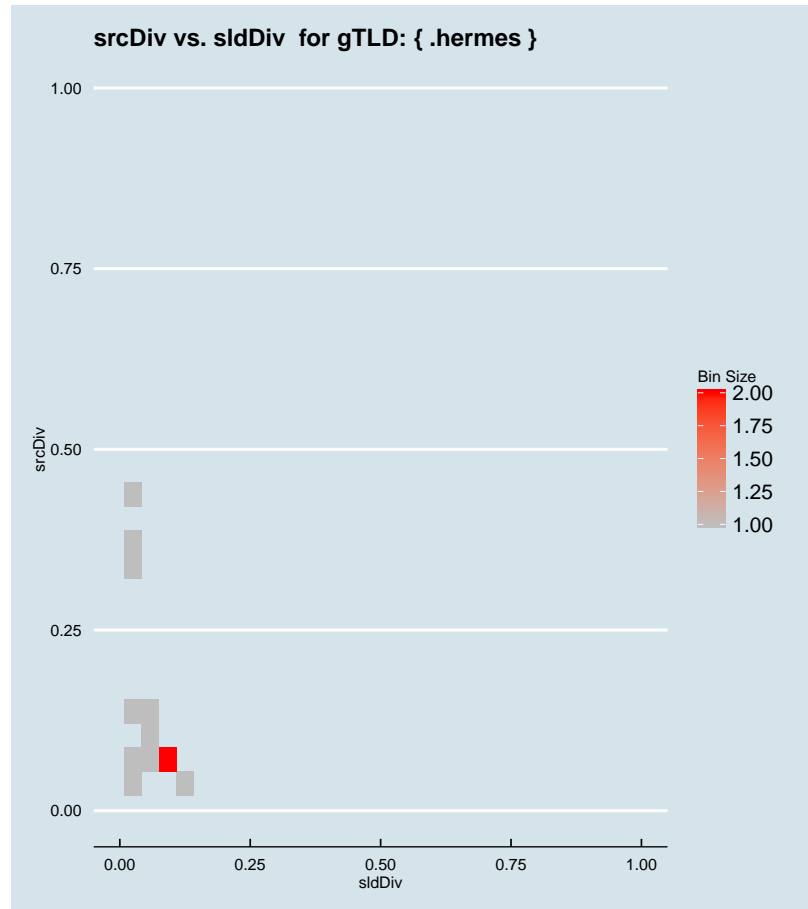


Figure 2.762: Binned scatter-plot of srcDiv and sldDiv for gTLD: {.hermes}.

### :: 2.534 Representative SLDs for gTLD: {.hgtv}

In this section, we collect representative SLDs related to gTLD: 'hgtv'. We found 1 unique SLDs after filtering. A total of 2232 records were considered representative and they are 88.466% of the gTLD dump. Since the total number of records for this gTLD is 2232, there are 0 non-representative records (NRep). In addition, this set comprises  $9.15E-7$  of the entire data-set. Table 2.382 shows the corresponding SLDs ordered by the level of importance. Figure 2.763 shows the record count (PPM) for each representative SLD. Figure 2.764 shows the binned scatter-plot of srcDiv and sldDiv.

► {.hgtv}  
Total SLDs: 1  
a-sldDiv: 88.466%  
a-oR: 0.000%  
NRep: 0



Individual SLD descriptors for gTLD: {hgtv}										
SLD	count	sldDiv	$\phi$ -sldDiv	ipcount	srcDiv	$\phi$ -srcDiv	oR	a-srcDiv	a-oR	rem
INCATE	0.002	0.885	1.000	0.001	0.643	0.207	9.15E-7	0.885	9.15E-7	0

Table 2.382: Top 1 most significant SLDs for gTLD 'hgtv'. The SLD list holds 88.466% of the entries found in the gTLD and 9.15E-7 of the total number of entries for the entire experiment. **count** represents the number of records found for the SLD (in parts per million). **sldDiv** is the raw count divided by the number of records of this gTLD dump file. **oR** is the ratio of raw count to the total number of records of the experiment.  **$\phi$ -sldDiv** represents the  $\phi$  percentile of sldDiv on the entire data-set. **a-srcDiv** is the cumulative srcDiv variable. **a-oR** is the cumulative oR.






Figure 2.763: Representative SLDs for gTLD: { .hgtv }. The  $x$  axis displays number of times (in parts per million) the corresponding SLD ( $y$  axis) was found in the gTLD.

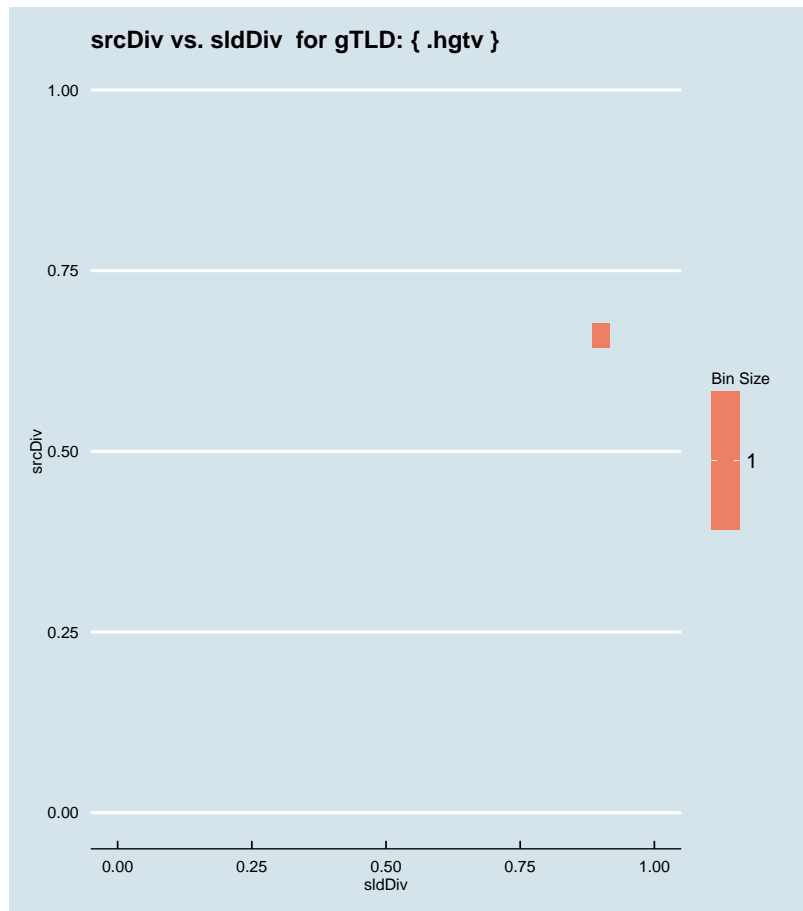


Figure 2.764: Binned scatter-plot of srcDiv and sldDiv for gTLD: { .hgtv }.

### :: 2.535 Representative SLDs for gTLD: { .hilton }

In this section, we collect representative SLDs related to gTLD: 'hilton'. We found 9 unique SLDs after filtering. A total of 41882 records were considered representative and they are 72.034% of the gTLD dump. Since the total number of records for this gTLD is 41882, there are 0 non-representative records (NRep). In addition, this set comprises  $1.72E-5$  of the entire data-set. Table 2.383 shows the corresponding SLDs ordered by the level of importance. Figure 2.765 shows the record count (PPM) for each representative SLD. Figure 2.766 shows the binned scatter-plot of srcDiv and sldDiv.

► { .hilton }  
 Total SLDs: 9  
 a-sldDiv: 72.034%  
 a-oR: 0.002%  
 NRep: 0

Individual SLD descriptors for gTLD: {hilton}										
SLD	count	sldDiv	$\phi$ -sldDiv	ipcount	srcDiv	$\phi$ -srcDiv	oR	a-srcDiv	a-oR	rem
INCATB	0.014	0.238	1.000	7.49E-4	0.054	0.007	5.68E-6	0.238	5.68E-6	28026
htm	0.005	0.090	1.000	5.4E-4	0.103	0.018	2.15E-6	0.329	7.83E-6	22773
isatap	0.005	0.087	1.000	0.002	0.400	0.114	2.06E-6	0.415	9.9E-6	17736
RANDOM13	0.005	0.080	1.000	4.38E-4	0.095	0.016	1.9E-6	0.495	1.18E-5	13110
RANDOM10	0.004	0.072	1.000	6.31E-4	0.150	0.030	1.73E-6	0.567	1.35E-5	8898
INVALID	0.004	0.063	1.000	4.39E-4	0.121	0.022	1.49E-6	0.630	1.5E-5	5256
INCATD	0.002	0.032	1.000	2.23E-4	0.121	0.022	7.57E-7	0.662	1.58E-5	3409
INCATE	0.002	0.030	1.000	0.001	0.777	0.263	7.22E-7	0.692	1.65E-5	1647
wpad	0.002	0.028	0.999	5.65E-4	0.343	0.097	6.75E-7	0.720	1.72E-5	0

Table 2.383: Top 9 most significant SLDs for gTLD 'hilton'. The SLD list holds 72.034% of the entries found in the gTLD and 1.72E-5 of the total number of entries for the entire experiment. **count** represents the number of records found for the SLD (in parts per million). **sldDiv** is the raw count divided by the number of records of this gTLD dump file. **oR** is the ratio of raw count to the total number of records of the experiment.  **$\phi$ -sldDiv** represents the  $\phi$  percentile of sldDiv on the entire data-set. **a-srcDiv** is the cumulative srcDiv variable. **a-oR** is the cumulative oR.

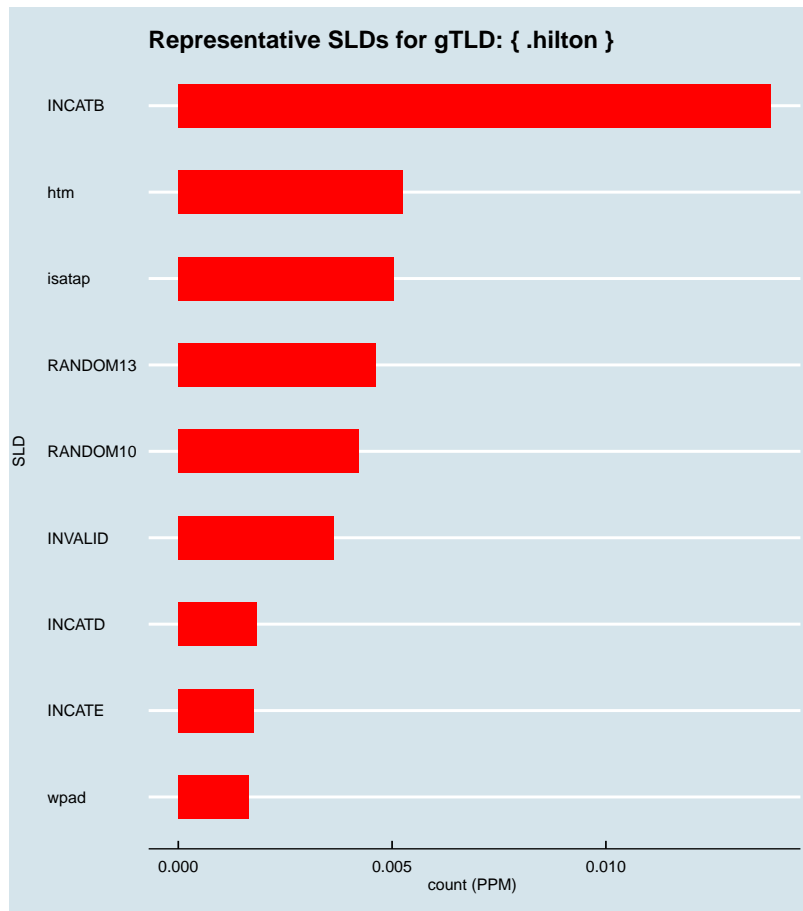


Figure 2.765: Representative SLDs for gTLD: { .hilton }. The *x* axis displays number of times (in parts per million) the corresponding SLD (*y* axis) was found in the gTLD.

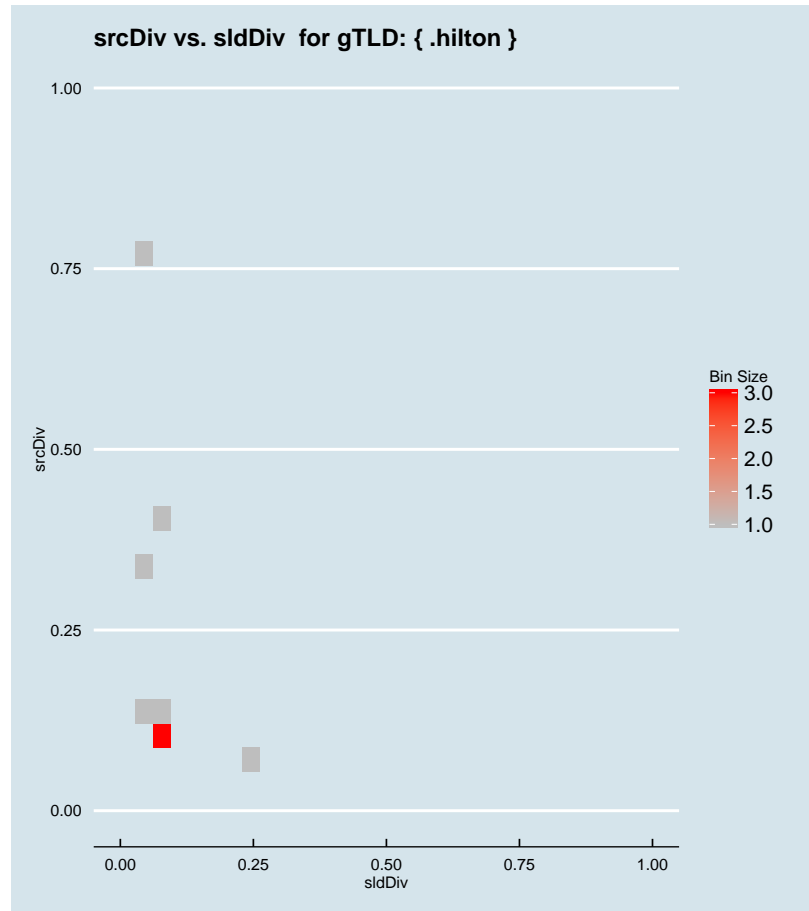


Figure 2.766: Binned scatter-plot of srcDiv and sldDiv for gTLD: {.hilton}.

### :: 2.536 Representative SLDs for gTLD: {.hiphop}

In this section, we collect representative SLDs related to gTLD: 'hiphop'. We found 0 unique SLDs after filtering. A total of 0 records were considered representative and they are 0.000% of the gTLD dump. Since the total number of records for this gTLD is 0, there are 0 non-representative records (NRep). In addition, this set comprises 0E0 of the entire data-set.

► {.hiphop}  
Total SLDs: 0  
a-sldDiv: 0.000%  
a-oR: 0.000%  
NRep: 0

### :: 2.537 Representative SLDs for gTLD: {.hisamitsu}

In this section, we collect representative SLDs related to gTLD: 'hisamitsu'. We found

► {.hisamitsu}  
Total SLDs: 0  
a-sldDiv: 0.000%  
a-oR: 0.000%  
NRep: 0

0 unique SLDs after filtering. A total of 0 records were considered representative and they are 0.000% of the gTLD dump. Since the total number of records for this gTLD is 0, there are 0 non-representative records (NRep). In addition, this set comprises 0E0 of the entire data-set.

### :: 2.538 Representative SLDs for gTLD: {.hitachi}

In this section, we collect representative SLDs related to gTLD: 'hitachi'. We found 1 unique SLDs after filtering. A total of 1485 records were considered representative and they are 11.285% of the gTLD dump. Since the total number of records for this gTLD is 1485, there are 0 non-representative records (NRep). In addition, this set comprises 6.09E-7 of the entire data-set. Table 2.384 shows the corresponding SLDs ordered by the level of importance. Figure 2.767 shows the record count (PPM) for each representative SLD. Figure 2.768 shows the binned scatter-plot of srcDiv and sldDiv.

► {.hitachi}  
 Total SLDs: 1  
 a-sldDiv: 11.285%  
 a-oR: 0.000%  
 NRep: 0

Individual SLD descriptors for gTLD: {.hitachi}										
SLD	count	sldDiv	$\phi$ -sldDiv	ipcount	srcDiv	$\phi$ -srcDiv	oR	a-srcDiv	a-oR	rem
shcenter	0.001	0.113	1.000	5.5E-5	0.037	0.004	6.09E-7	0.113	6.09E-7	0

Table 2.384: Top 1 most significant SLDs for gTLD 'hitachi'. The SLD list holds 11.285% of the entries found in the gTLD and 6.09E-7 of the total number of entries for the entire experiment. **count** represents the number of records found for the SLD (in parts per million). **sldDiv** is the raw count divided by the number of records of this gTLD dump file. **oR** is the ratio of raw count to the total number of records of the experiment.  **$\phi$ -sldDiv** represents the  $\phi$  percentile of sldDiv on the entire data-set. **a-srcDiv** is the cumulative srcDiv variable. **a-oR** is the cumulative oR.

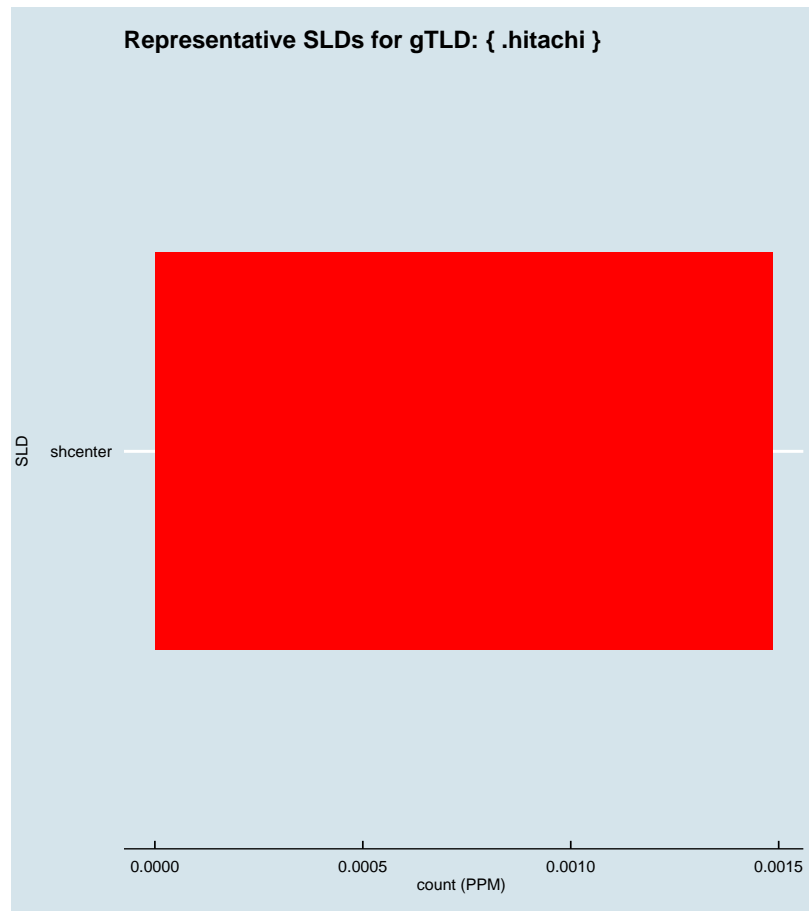


Figure 2.767: Representative SLDs for gTLD: { .hitachi}. The x axis displays number of times (in parts per million) the corresponding SLD (y axis) was found in the gTLD.

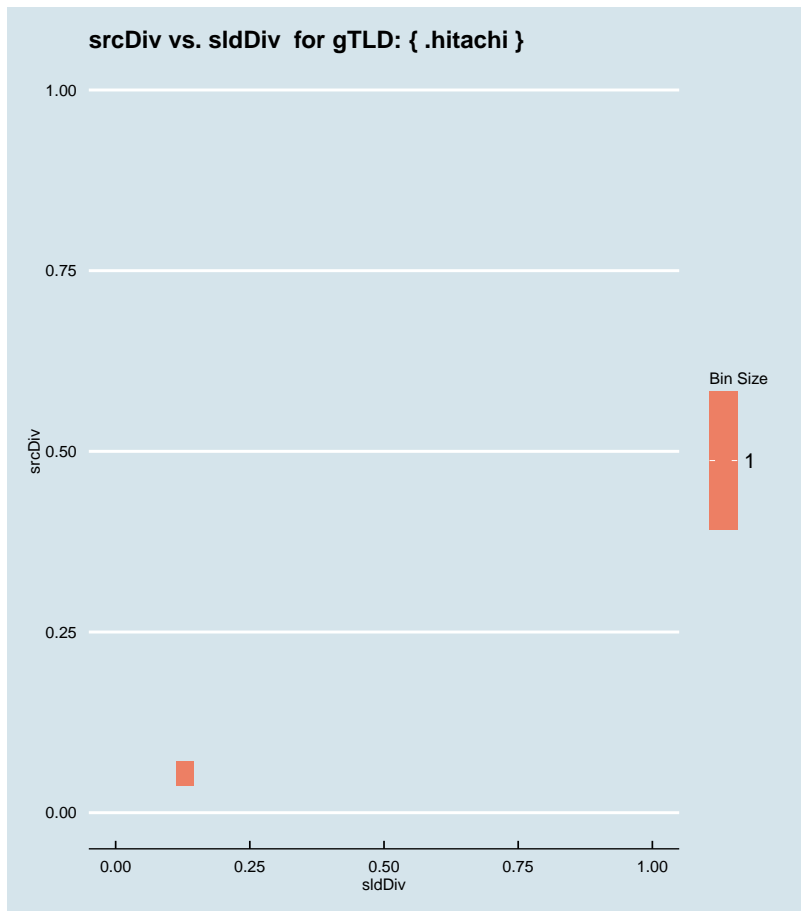


Figure 2.768: Binned scatter-plot of srcDiv and sldDiv for gTLD: {.hitachi}.

### :: 2.539 Representative SLDs for gTLD: {.hiv}

In this section, we collect representative SLDs related to gTLD: 'hiv'. We found 1 unique SLDs after filtering. A total of 1577 records were considered representative and they are 21.952% of the gTLD dump. Since the total number of records for this gTLD is 1577, there are 0 non-representative records (NRep). In addition, this set comprises  $6.46E-7$  of the entire data-set. Table 2.385 shows the corresponding SLDs ordered by the level of importance. Figure 2.769 shows the record count (PPM) for each representative SLD. Figure 2.770 shows the binned scatter-plot of srcDiv and sldDiv.

► {.hiv}  
 Total SLDs: 1  
 a-sldDiv: 21.952%  
 a-oR: 0.000%  
 NRep: 0



Individual SLD descriptors for gTLD: {hiv}										
SLD	count	sldDiv	$\phi$ -sldDiv	ipcount	srcDiv	$\phi$ -srcDiv	oR	a-srcDiv	a-oR	rem
INCATB	0.002	0.220	1.000	3.83E-4	0.243	0.057	6.46E-7	0.220	6.46E-7	0

Table 2.385: Top 1 most significant SLDs for gTLD 'hiv'. The SLD list holds 21.952% of the entries found in the gTLD and 6.46E-7 of the total number of entries for the entire experiment. **count** represents the number of records found for the SLD (in parts per million). **sldDiv** is the raw count divided by the number of records of this gTLD dump file. **oR** is the ratio of raw count to the total number of records of the experiment.  **$\phi$ -sldDiv** represents the  $\phi$  percentile of sldDiv on the entire data-set. **a-srcDiv** is the cumulative srcDiv variable. **a-oR** is the cumulative oR.




Figure 2.769: Representative SLDs for gTLD: { .hiv }. The *x* axis displays number of times (in parts per million) the corresponding SLD (*y* axis) was found in the gTLD.

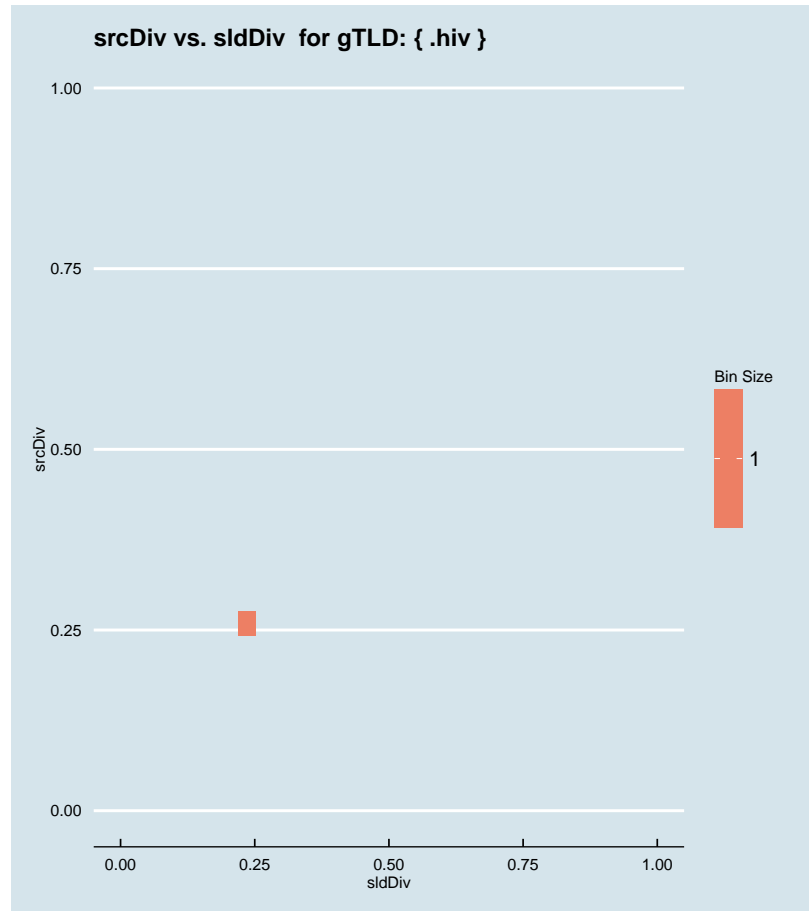


Figure 2.770: Binned scatter-plot of srcDiv and sldDiv for gTLD: { .hiv }.

### :: 2.540 Representative SLDs for gTLD: { .hkt }

In this section, we collect representative SLDs related to gTLD: 'hkt'. We found 1 unique SLDs after filtering. A total of 5244 records were considered representative and they are 63.143% of the gTLD dump. Since the total number of records for this gTLD is 5244, there are 0 non-representative records (NRep). In addition, this set comprises 2.15E-6 of the entire data-set. Table 2.386 shows the corresponding SLDs ordered by the level of importance. Figure 2.771 shows the record count (PPM) for each representative SLD. Figure 2.772 shows the binned scatter-plot of srcDiv and sldDiv.

► { .hkt }  
Total SLDs: 1  
a-sldDiv: 63.143%  
a-oR: 0.000%  
NRep: 0



Individual SLD descriptors for gTLD: {hkt}										
SLD	count	sldDiv	$\phi$ -sldDiv	ipcount	srcDiv	$\phi$ -srcDiv	oR	a-srcDiv	a-oR	rem
INCATB	0.005	0.631	1.000	0.001	0.221	0.051	2.15E-6	0.631	2.15E-6	0

Table 2.386: Top 1 most significant SLDs for gTLD 'hkt'. The SLD list holds 63.143% of the entries found in the gTLD and 2.15E-6 of the total number of entries for the entire experiment. **count** represents the number of records found for the SLD (in parts per million). **sldDiv** is the raw count divided by the number of records of this gTLD dump file. **oR** is the ratio of raw count to the total number of records of the experiment.  **$\phi$ -sldDiv** represents the  $\phi$  percentile of sldDiv on the entire data-set. **a-srcDiv** is the cumulative srcDiv variable. **a-oR** is the cumulative oR.




Figure 2.771: Representative SLDs for gTLD: { .hkt}. The  $x$  axis displays number of times (in parts per million) the corresponding SLD ( $y$  axis) was found in the gTLD.

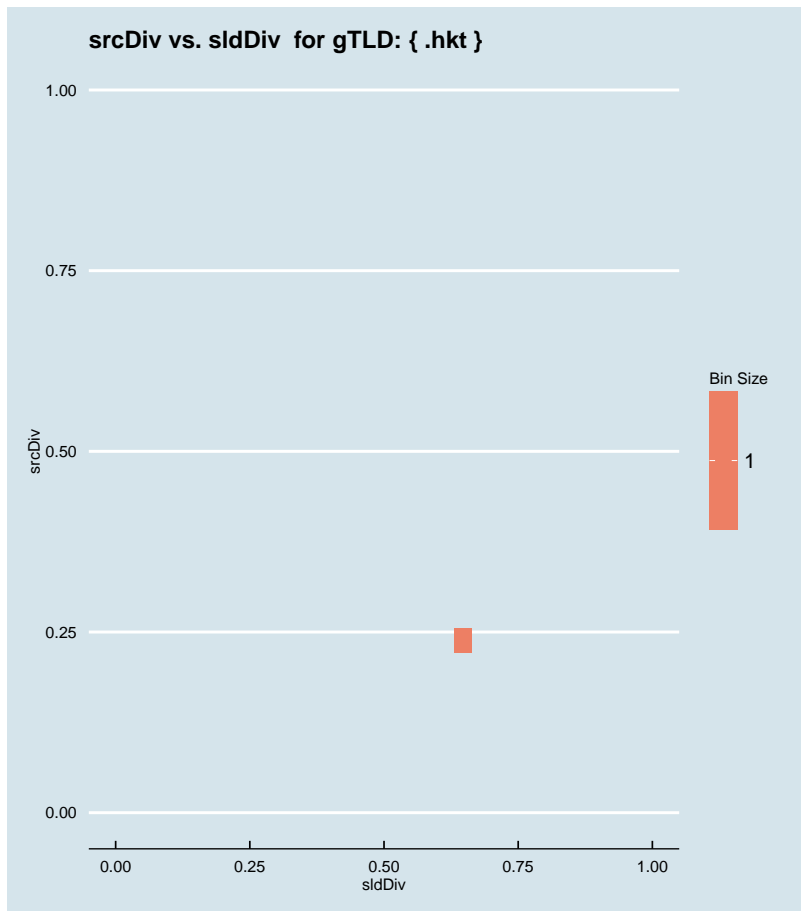


Figure 2.772: Binned scatter-plot of srcDiv and sldDiv for gTLD: {.hkt}.

### :: 2.541 Representative SLDs for gTLD: {.hockey}

In this section, we collect representative SLDs related to gTLD: 'hockey'. We found 4 unique SLDs after filtering. A total of 8547 records were considered representative and they are 64.789% of the gTLD dump. Since the total number of records for this gTLD is 8547, there are 0 non-representative records (NRep). In addition, this set comprises 3.5E−6 of the entire data-set. Table 2.387 shows the corresponding SLDs ordered by the level of importance. Figure 2.773 shows the record count (PPM) for each representative SLD. Figure 2.774 shows the binned scatter-plot of srcDiv and sldDiv.

► {.hockey}  
 Total SLDs: 4  
 a-sldDiv: 64.789%  
 a-oR: 0.000%  
 NRep: 0

Individual SLD descriptors for gTLD: {.hockey}										
SLD	count	sldDiv	$\phi$ -sldDiv	ipcount	srcDiv	$\phi$ -srcDiv	oR	a-srcDiv	a-oR	rem
INVALID	0.004	0.319	1.000	7.42E-4	0.176	0.038	1.73E-6	0.319	1.73E-6	4333
wpad	0.002	0.143	1.000	6.28E-4	0.333	0.082	7.72E-7	0.462	2.5E-6	2448
isatap	0.001	0.093	1.000	4.73E-4	0.386	0.106	5.02E-7	0.555	3E-6	1223
RANDOM10	0.001	0.093	1.000	4.42E-4	0.361	0.100	5.01E-7	0.648	3.5E-6	0

Table 2.387: Top 4 most significant SLDs for gTLD 'hockey'. The SLD list holds 64.789% of the entries found in the gTLD and 3.5E-6 of the total number of entries for the entire experiment. **count** represents the number of records found for the SLD (in parts per million). **sldDiv** is the raw count divided by the number of records of this gTLD dump file. **oR** is the ratio of raw count to the total number of records of the experiment.  $\phi$ -**sldDiv** represents the  $\phi$  percentile of sldDiv on the entire data-set. **a-srcDiv** is the cumulative srcDiv variable. **a-oR** is the cumulative oR.

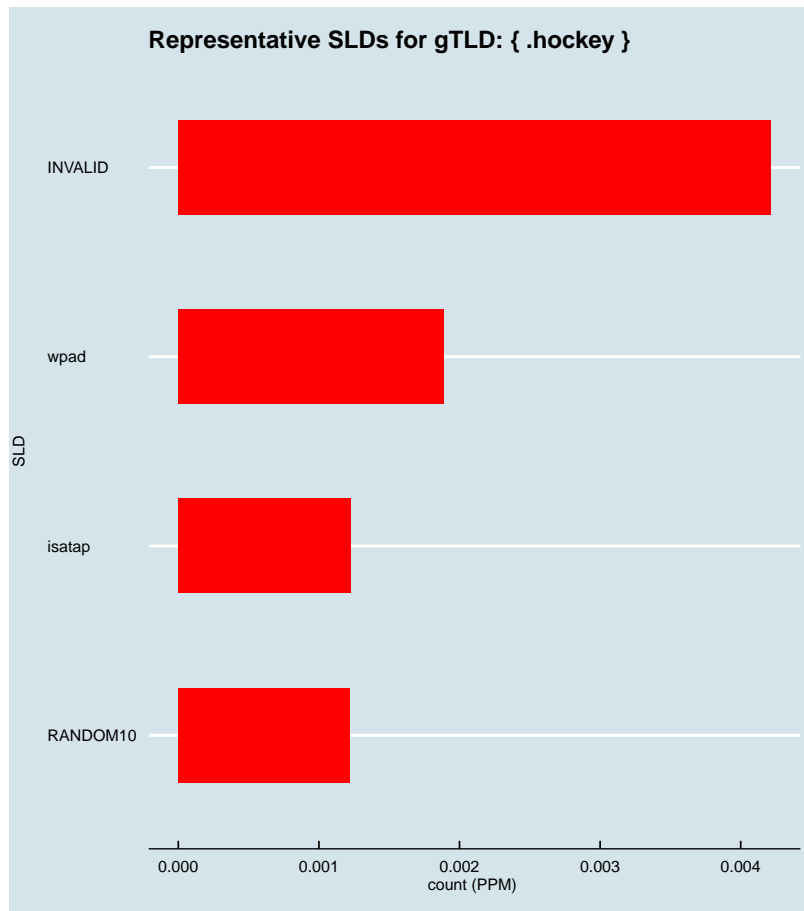


Figure 2.773: Representative SLDs for gTLD: { .hockey}. The *x* axis displays number of times (in parts per million) the corresponding SLD (*y* axis) was found in the gTLD.



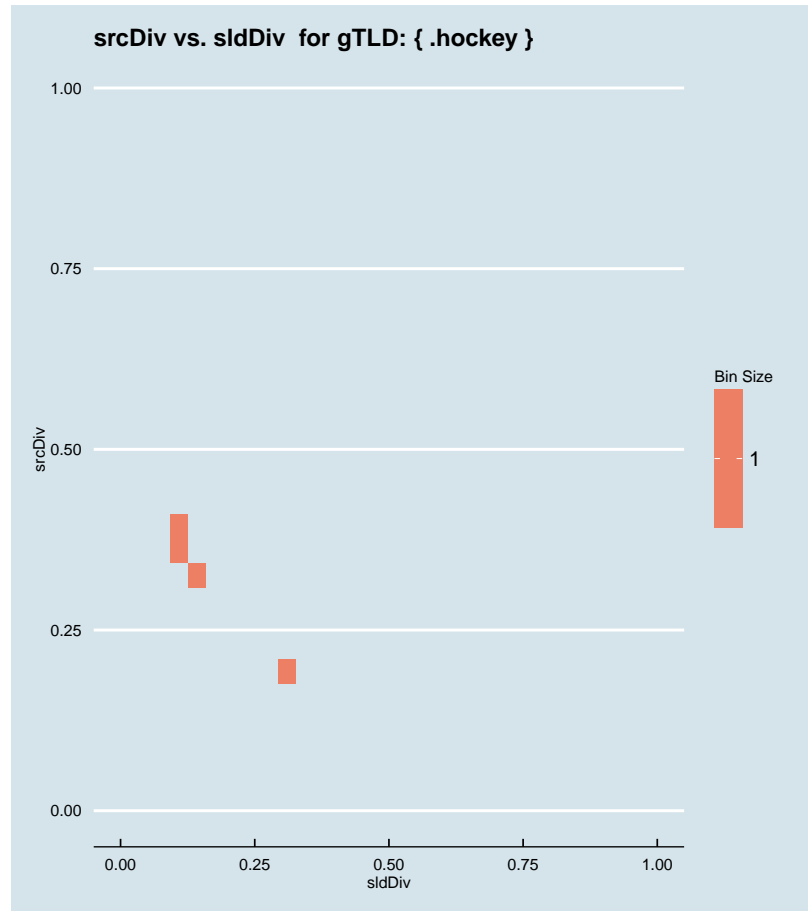


Figure 2.774: Binned scatter-plot of srcDiv and sldDiv for gTLD: { .hockey }.

### :: 2.542 Representative SLDs for gTLD: { .holdings }

In this section, we collect representative SLDs related to gTLD: 'holdings'. We found 3 unique SLDs after filtering. A total of 5460 records were considered representative and they are 57.662% of the gTLD dump. Since the total number of records for this gTLD is 5460, there are 0 non-representative records (NRep). In addition, this set comprises 2.24E-6 of the entire data-set. Table 2.388 shows the corresponding SLDs ordered by the level of importance. Figure 2.775 shows the record count (PPM) for each representative SLD. Figure 2.776 shows the binned scatter-plot of srcDiv and sldDiv.

► { .holdings }  
Total SLDs: 3  
a-sldDiv: 57.662%  
a-oR: 0.000%  
NRep: 0



Individual SLD descriptors for gTLD: {.holdings}										
SLD	count	sldDiv	$\phi$ -sldDiv	ipcount	srcDiv	$\phi$ -srcDiv	oR	a-srcDiv	a-oR	rem
INCATF	0.002	0.245	1.000	1.22E-4	0.053	0.007	9.49E-7	0.245	9.49E-7	3144
INCATC	0.002	0.203	1.000	7.7E-5	0.040	0.004	7.87E-7	0.447	1.74E-6	1224
INCATB	0.001	0.129	1.000	4.2E-5	0.034	0.003	5.02E-7	0.577	2.24E-6	0

Table 2.388: Top 3 most significant SLDs for gTLD 'holdings'. The SLD list holds 57.662% of the entries found in the gTLD and 2.24E-6 of the total number of entries for the entire experiment. **count** represents the number of records found for the SLD (in parts per million). **sldDiv** is the raw count divided by the number of records of this gTLD dump file. **oR** is the ratio of raw count to the total number of records of the experiment.  $\phi$ -**sldDiv** represents the  $\phi$  percentile of sldDiv on the entire data-set. **a-srcDiv** is the cumulative srcDiv variable. **a-oR** is the cumulative oR.

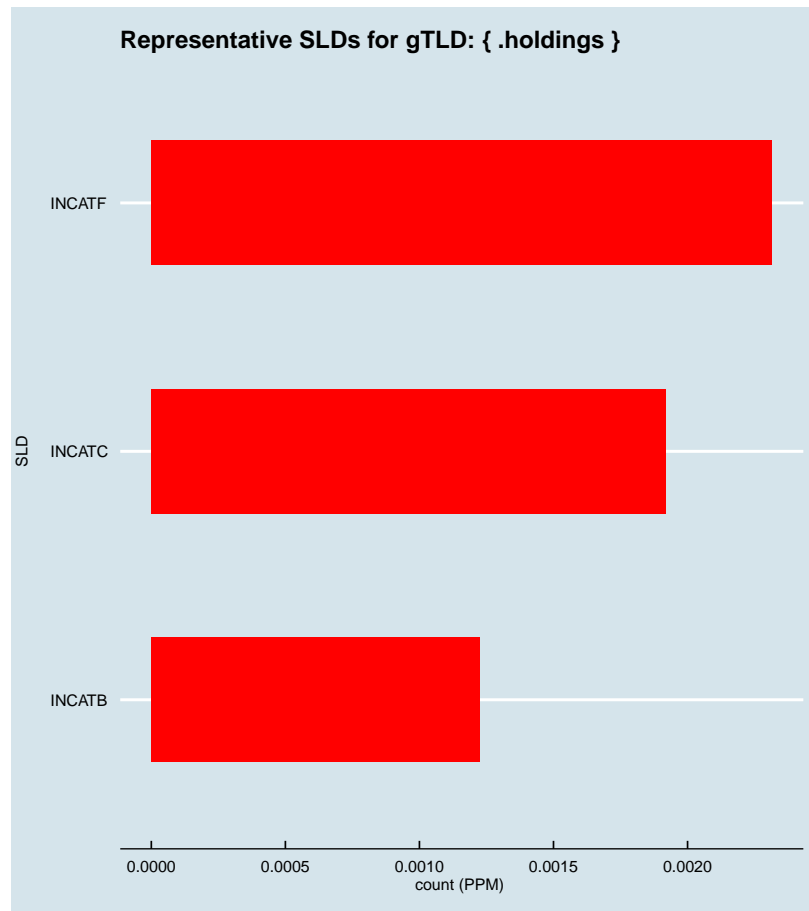


Figure 2.775: Representative SLDs for gTLD: { .holdings }. The  $x$  axis displays number of times (in parts per million) the corresponding SLD ( $y$  axis) was found in the gTLD.

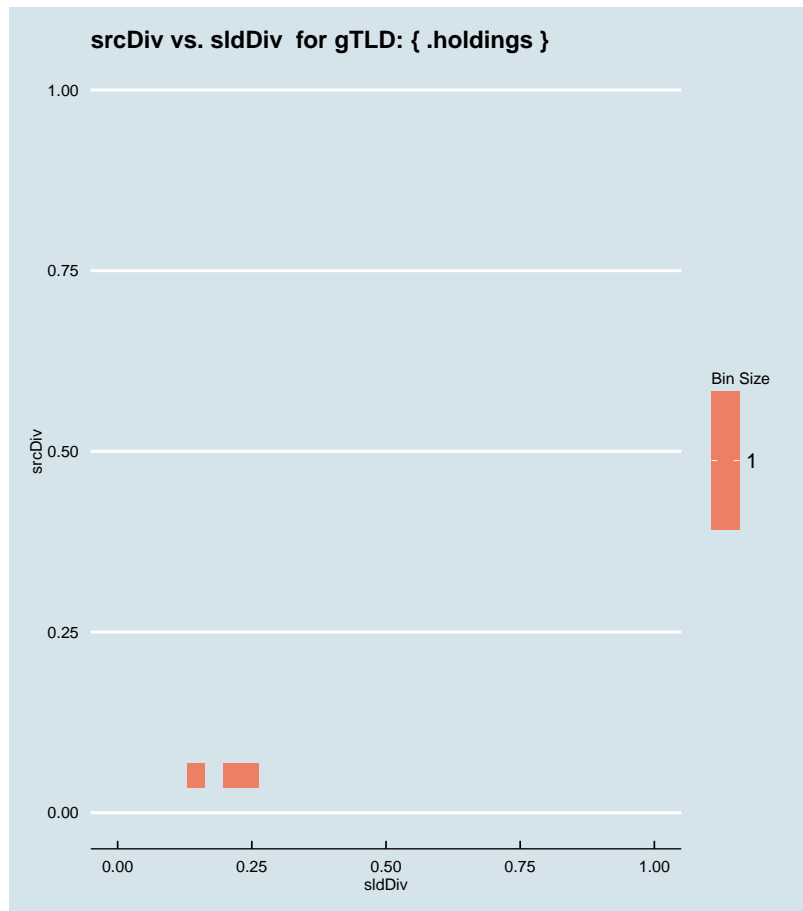


Figure 2.776: Binned scatter-plot of srcDiv and sldDiv for gTLD: {.holdings}.

### :: 2.543 Representative SLDs for gTLD: {.holiday}

In this section, we collect representative SLDs related to gTLD: 'holiday'. We found 7 unique SLDs after filtering. A total of 23417 records were considered representative and they are 64.366% of the gTLD dump. Since the total number of records for this gTLD is 23417, there are 0 non-representative records (NRep). In addition, this set comprises 9.6E−6 of the entire data-set. Table 2.389 shows the corresponding SLDs ordered by the level of importance. Figure 2.777 shows the record count (PPM) for each representative SLD. Figure 2.778 shows the binned scatter-plot of srcDiv and sldDiv.

► {.holiday}  
 Total SLDs: 7  
 a-sldDiv: 64.366%  
 a-oR: 0.001%  
 NRep: 0

Individual SLD descriptors for gTLD: {.holiday}										
SLD	count	sldDiv	$\phi$ -sldDiv	ipcount	srcDiv	$\phi$ -srcDiv	oR	a-srcDiv	a-oR	rem
INVALID	0.005	0.131	1.000	3.4E-4	0.071	0.010	1.96E-6	0.131	1.96E-6	18641
RANDOM10	0.005	0.129	1.000	4.14E-4	0.088	0.014	1.92E-6	0.260	3.88E-6	13961
INCATB	0.005	0.124	1.000	5.77E-4	0.128	0.024	1.85E-6	0.384	5.73E-6	9436
INCATF	0.004	0.109	1.000	5.7E-5	0.014	8.84E-4	1.62E-6	0.493	7.35E-6	5486
RANDOM13	0.003	0.078	1.000	3.6E-4	0.126	0.024	1.17E-6	0.571	8.52E-6	2635
INCATC	0.001	0.040	1.000	2.56E-4	0.176	0.038	5.95E-7	0.611	9.11E-6	1183
INCAE	0.001	0.033	1.000	8.65E-4	0.731	0.243	4.85E-7	0.644	9.6E-6	0

Table 2.389: Top 7 most significant SLDs for gTLD 'holiday'. The SLD list holds 64.366% of the entries found in the gTLD and 9.6E-6 of the total number of entries for the entire experiment. **count** represents the number of records found for the SLD (in parts per million). **sldDiv** is the raw count divided by the number of records of this gTLD dump file. **oR** is the ratio of raw count to the total number of records of the experiment.  $\phi$ -**sldDiv** represents the  $\phi$  percentile of sldDiv on the entire data-set. **a-srcDiv** is the cumulative srcDiv variable. **a-oR** is the cumulative oR.

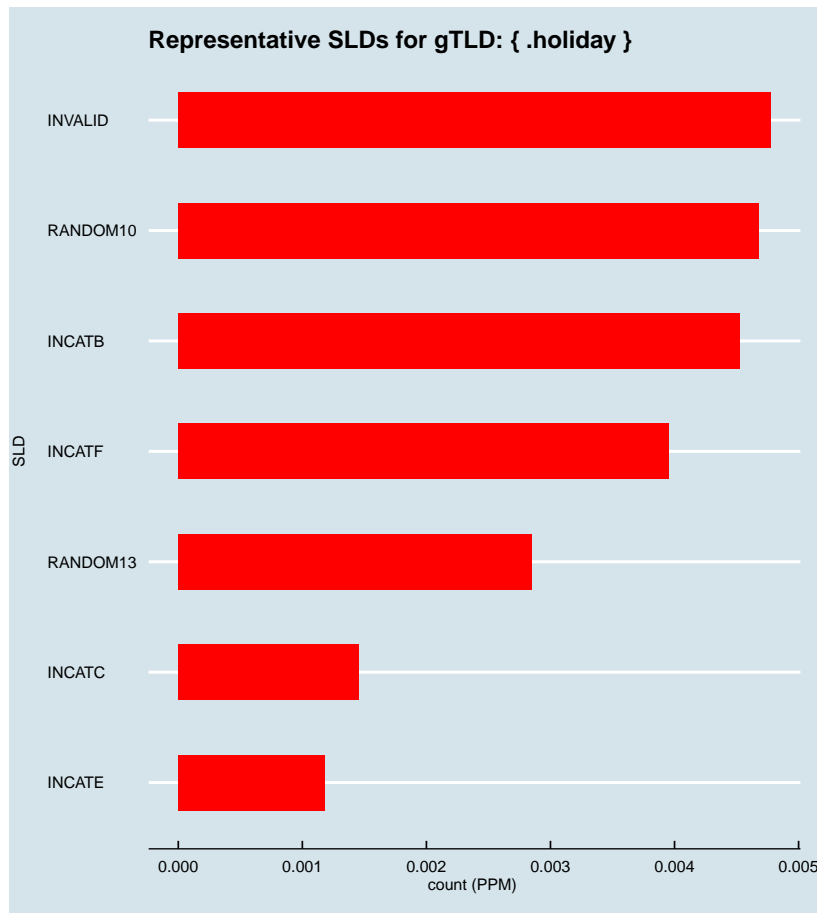


Figure 2.777: Representative SLDs for gTLD: { .holiday}. The x axis displays number of times (in parts per million) the corresponding SLD (y axis) was found in the gTLD.

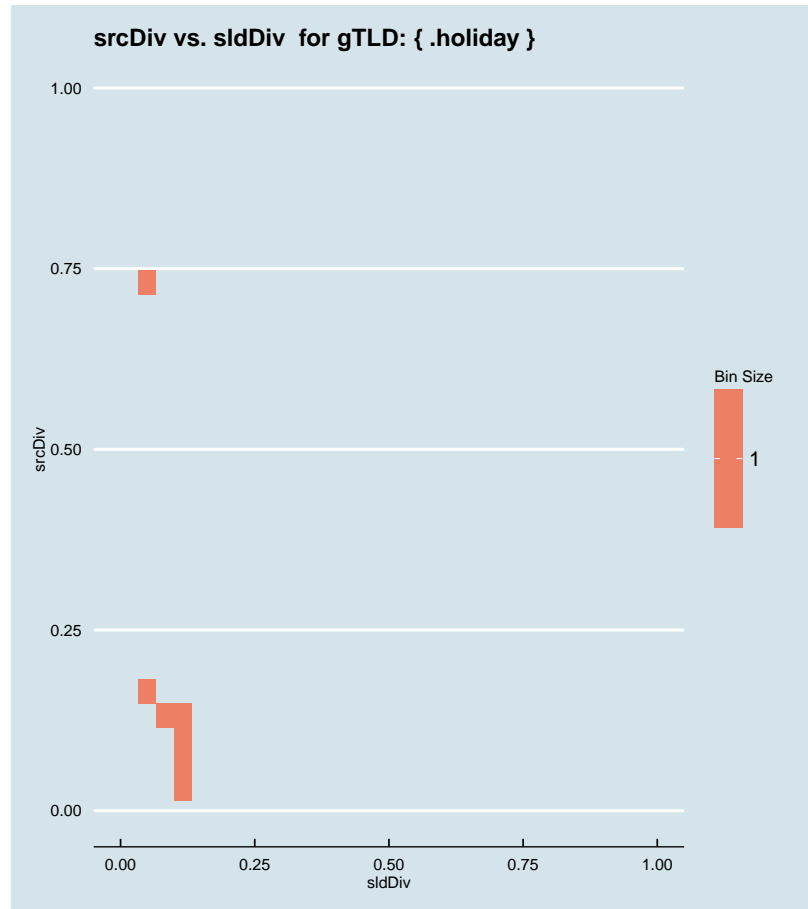


Figure 2.778: Binned scatter-plot of srcDiv and sldDiv for gTLD: { .holiday}.

### :: 2.544 Representative SLDs for gTLD: { .home }

In this section, we collect representative SLDs related to gTLD: 'home'. We found 35 unique SLDs after filtering. A total of 1215258166 records were considered representative and they are 86.173% of the gTLD dump. Since the total number of records for this gTLD is 1253138682, there are 37880516 non-representative records (NRep). In addition, this set comprises 0.498 of the entire data-set. Table 2.390 shows the corresponding SLDs ordered by the level of importance. Figure 2.779 shows the record count (PPM) for each representative SLD. Figure 2.780 shows the binned scatter-plot of srcDiv and sldDiv.

► { .home }  
Total SLDs: 35  
a-sldDiv: 86.173%  
a-oR: 49.802%  
NRep: 37880516



Individual SLD descriptors for gTLD: {home}										
SLD	count	sldDiv	$\phi$ -sldDiv	ipcount	srcDiv	$\phi$ -srcDiv	oR	a-srcDiv	a-oR	rem
RANDOM10	770.543	0.546	1.000	0.144	1.86E-4	1.35E-6	0.316	0.546	0.316	482595722
INCATB	302.951	0.215	1.000	0.109	3.6E-4	4.33E-6	0.124	0.761	0.440	179644985
INVALID	38.071	0.027	0.999	0.114	0.003	9.39E-5	0.016	0.788	0.456	141573949
RANDOM13	28.780	0.020	0.999	0.043	0.001	3.21E-5	0.012	0.809	0.467	112794283
hitronhub	25.262	0.018	0.999	0.023	9.04E-4	1.49E-5	0.010	0.827	0.478	87532107
SHORTSLD	13.615	0.010	0.999	0.056	0.004	1.44E-4	0.006	0.836	0.483	73917510
INCATD	10.305	0.007	0.999	0.062	0.006	2.42E-4	0.004	0.843	0.487	63612249
isatap	5.039	0.004	0.998	0.309	0.061	0.008	0.002	0.847	0.490	58573136
INCATC	4.153	0.003	0.998	0.056	0.013	7.92E-4	0.002	0.850	0.491	54420483
wpad	4.011	0.003	0.998	0.126	0.031	0.003	0.002	0.853	0.493	50409102
corega	2.277	0.002	0.997	0.009	0.004	1.41E-4	9.33E-4	0.854	0.494	48132097
local	1.882	0.001	0.997	0.025	0.013	7.6E-4	7.71E-4	0.856	0.495	46250218
router	1.875	0.001	0.997	0.019	0.010	5.12E-4	7.68E-4	0.857	0.495	44374992
retracker	1.527	0.001	0.997	0.071	0.047	0.005	6.26E-4	0.858	0.496	42847956
INCATF	1.434	0.001	0.996	0.036	0.025	0.002	5.88E-4	0.859	0.497	41413806
flybox	0.641	4.54E-4	0.994	0.002	0.002	6.91E-5	2.63E-4	0.860	0.497	40772994
server	0.305	2.17E-4	0.989	0.022	0.074	0.011	1.25E-4	0.860	0.497	40467572
http	0.254	1.8E-4	0.988	0.027	0.108	0.019	1.04E-4	0.860	0.497	40213945
none	0.211	1.5E-4	0.986	0.012	0.056	0.007	8.65E-5	0.860	0.497	40002833
lan	0.191	1.36E-4	0.986	0.006	0.032	0.003	7.84E-5	0.860	0.497	39811601
livebox	0.177	1.26E-4	0.985	0.011	0.063	0.009	7.27E-5	0.860	0.497	39634314
bthomehub	0.169	1.2E-4	0.984	0.041	0.240	0.056	6.94E-5	0.861	0.497	39465023
user-pc	0.169	1.2E-4	0.984	0.014	0.086	0.013	6.91E-5	0.861	0.497	39296323
html	0.150	1.07E-4	0.983	0.006	0.040	0.004	6.17E-5	0.861	0.498	39145826
b7c70898d9...	0.142	1.01E-4	0.982	0.014	0.096	0.016	5.84E-5	0.861	0.498	39003328
api	0.133	9.44E-5	0.982	0.024	0.183	0.040	5.46E-5	0.861	0.498	38870140
INCATE	0.129	9.14E-5	0.981	0.019	0.145	0.030	5.28E-5	0.861	0.498	38741257
zonhub	0.121	8.56E-5	0.980	0.003	0.022	0.002	4.95E-5	0.861	0.498	38620485
facebook	0.117	8.28E-5	0.980	0.013	0.115	0.021	4.79E-5	0.861	0.498	38503706
INCATK	0.112	7.97E-5	0.979	0.007	0.065	0.009	4.6E-5	0.861	0.498	38391372
setup	0.111	7.88E-5	0.979	0.003	0.023	0.002	4.55E-5	0.861	0.498	38280265
unifi	0.104	7.41E-5	0.978	0.003	0.030	0.003	4.28E-5	0.862	0.498	38175772
workgroup	0.102	7.21E-5	0.978	0.011	0.109	0.019	4.17E-5	0.862	0.498	38074050
null	0.098	6.97E-5	0.978	0.010	0.105	0.018	4.03E-5	0.862	0.498	37975778
new-host	0.095	6.75E-5	0.977	0.012	0.123	0.022	3.9E-5	0.862	0.498	37880516

Table 2.390: Top 35 most significant SLDs for gTLD 'home'. The SLD list holds 86.173% of the entries found in the gTLD and 0.498 of the total number of entries for the entire experiment. **count** represents the number of records found for the SLD (in parts per million). **sldDiv** is the raw count divided by the number of records of this gTLD dump file. **oR** is the ratio of raw count to the total number of records of the experiment.  **$\phi$ -sldDiv** represents the  $\phi$  percentile of sldDiv on the entire data-set. **a-srcDiv** is the cumulative srcDiv variable. **a-oR** is the cumulative oR.



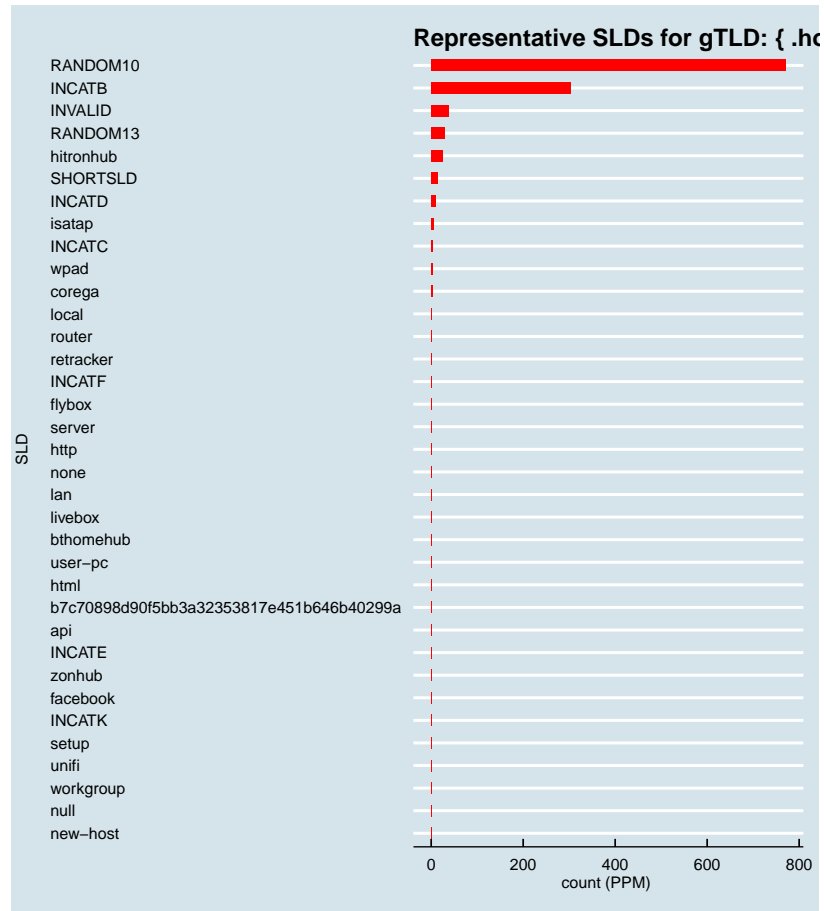


Figure 2.779: Representative SLDs for gTLD: { .home}. The  $x$  axis displays number of times (in parts per million) the corresponding SLD ( $y$  axis) was found in the gTLD.

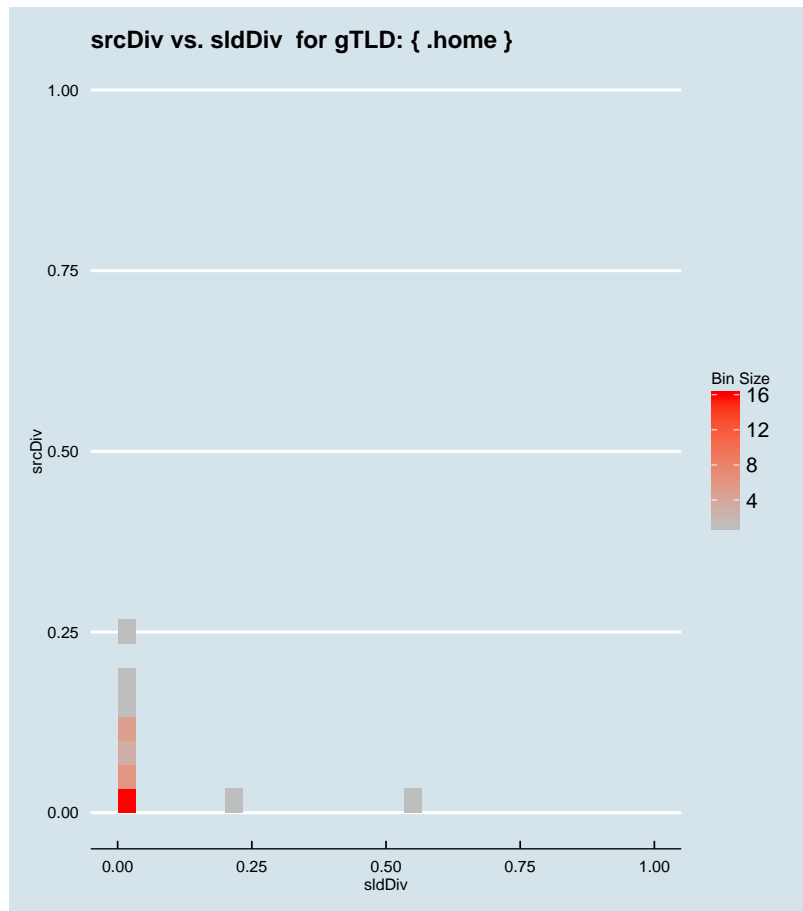


Figure 2.780: Binned scatter-plot of srcDiv and sldDiv for gTLD: {.home}.

### :: 2.545 Representative SLDs for gTLD: {.homedepot}

In this section, we collect representative SLDs related to gTLD: 'homedepot'. We found 1 unique SLDs after filtering. A total of 5960 records were considered representative and they are 69.440% of the gTLD dump. Since the total number of records for this gTLD is 5960, there are 0 non-representative records (NRep). In addition, this set comprises 2.44E-6 of the entire data-set. Table 2.391 shows the corresponding SLDs ordered by the level of importance. Figure 2.781 shows the record count (PPM) for each representative SLD. Figure 2.782 shows the binned scatter-plot of srcDiv and sldDiv.

► {.homedepot}  
 Total SLDs: 1  
 a-sldDiv: 69.440%  
 a-oR: 0.000%  
 NRep: 0

Individual SLD descriptors for gTLD: {.homedepot}										
<b>SLD</b>	<b>count</b>	<b>sldDiv</b>	$\phi$ - <b>sldDiv</b>	<b>ipcount</b>	<b>srcDiv</b>	$\phi$ - <b>srcDiv</b>	<b>oR</b>	<b>a-srcDiv</b>	<b>a-oR</b>	<b>rem</b>
INCATE	0.006	0.694	1.000	0.003	0.524	0.179	2.44E-6	0.694	2.44E-6	0

Table 2.391: Top 1 most significant SLDs for gTLD 'homedepot'. The SLD list holds 69.440% of the entries found in the gTLD and 2.44E-6 of the total number of entries for the entire experiment. **count** represents the number of records found for the SLD (in parts per million). **sldDiv** is the raw count divided by the number of records of this gTLD dump file. **oR** is the ratio of raw count to the total number of records of the experiment.  $\phi$ -**sldDiv** represents the  $\phi$  percentile of sldDiv on the entire data-set. **a-srcDiv** is the cumulative srcDiv variable. **a-oR** is the cumulative oR.




Figure 2.781: Representative SLDs for gTLD: { .homedepot}. The  $x$  axis displays number of times (in parts per million) the corresponding SLD ( $y$  axis) was found in the gTLD.

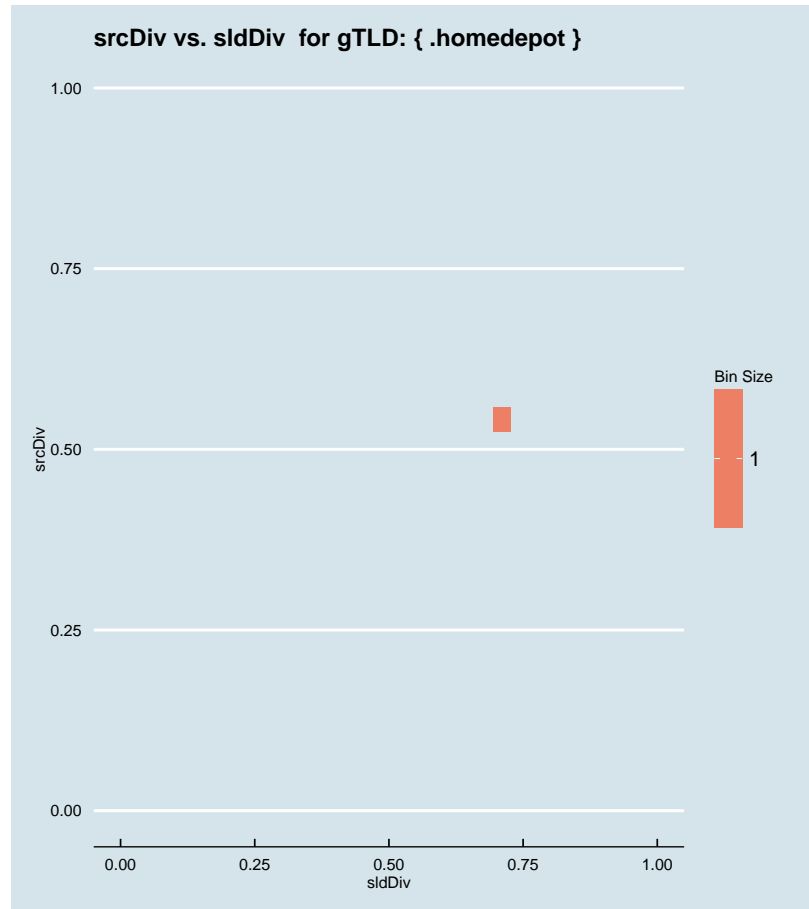


Figure 2.782: Binned scatter-plot of srcDiv and sldDiv for gTLD: {.homedepot}.

### :: 2.546 Representative SLDs for gTLD: {.homegoods}

In this section, we collect representative SLDs related to gTLD: 'homegoods'. We found 0 unique SLDs after filtering. A total of 0 records were considered representative and they are 0.000% of the gTLD dump. Since the total number of records for this gTLD is 0, there are 0 non-representative records (NRep). In addition, this set comprises 0E0 of the entire data-set.

► {.homegoods}  
Total SLDs: 0  
a-sldDiv: 0.000%  
a-oR: 0.000%  
NRep: 0

### :: 2.547 Representative SLDs for gTLD: {.homes}

In this section, we collect representative SLDs related to gTLD: 'homes'. We found 8

► {.homes}  
Total SLDs: 8  
a-sldDiv: 77.259%  
a-oR: 0.001%  
NRep: 0

unique SLDs after filtering. A total of 30964 records were considered representative and they are 77.259% of the gTLD dump. Since the total number of records for this gTLD is 30964, there are 0 non-representative records (NRep). In addition, this set comprises  $1.27E-5$  of the entire data-set. Table 2.392 shows the corresponding SLDs ordered by the level of importance. Figure 2.783 shows the record count (PPM) for each representative SLD. Figure 2.784 shows the binned scatter-plot of srcDiv and sldDiv.

Individual SLD descriptors for gTLD: {.homes}										
SLD	count	sldDiv	$\phi$ -sldDiv	ipcount	srcDiv	$\phi$ -srcDiv	oR	a-srcDiv	a-oR	rem
INVALID	0.016	0.402	1.000	$7.66E-4$	0.048	0.005	$6.61E-6$	0.402	$6.61E-6$	14846
INCATF	0.003	0.086	1.000	$1.7E-4$	0.049	0.006	$1.42E-6$	0.488	$8.02E-6$	11388
wpad	0.003	0.069	1.000	$8.41E-4$	0.304	0.078	$1.13E-6$	0.557	$9.16E-6$	8621
RANDOM13	0.002	0.058	1.000	$4.4E-4$	0.190	0.042	$9.51E-7$	0.615	$1.01E-5$	6301
RANDOM10	0.002	0.053	1.000	$4.11E-4$	0.193	0.042	$8.73E-7$	0.669	$1.1E-5$	4170
guste	0.001	0.036	1.000	$5.6E-5$	0.039	0.004	$5.89E-7$	0.704	$1.16E-5$	2732
INCATB	0.001	0.036	1.000	$3.33E-4$	0.232	0.055	$5.89E-7$	0.740	$1.22E-5$	1295
funeral	0.001	0.032	1.000	$3.6E-5$	0.028	0.002	$5.31E-7$	0.773	$1.27E-5$	0

Table 2.392: Top 8 most significant SLDs for gTLD 'homes'. The SLD list holds 77.259% of the entries found in the gTLD and  $1.27E-5$  of the total number of entries for the entire experiment. **count** represents the number of records found for the SLD (in parts per million). **sldDiv** is the raw count divided by the number of records of this gTLD dump file. **oR** is the ratio of raw count to the total number of records of the experiment.  **$\phi$ -sldDiv** represents the  $\phi$  percentile of sldDiv on the entire data-set. **a-srcDiv** is the cumulative srcDiv variable. **a-oR** is the cumulative oR.

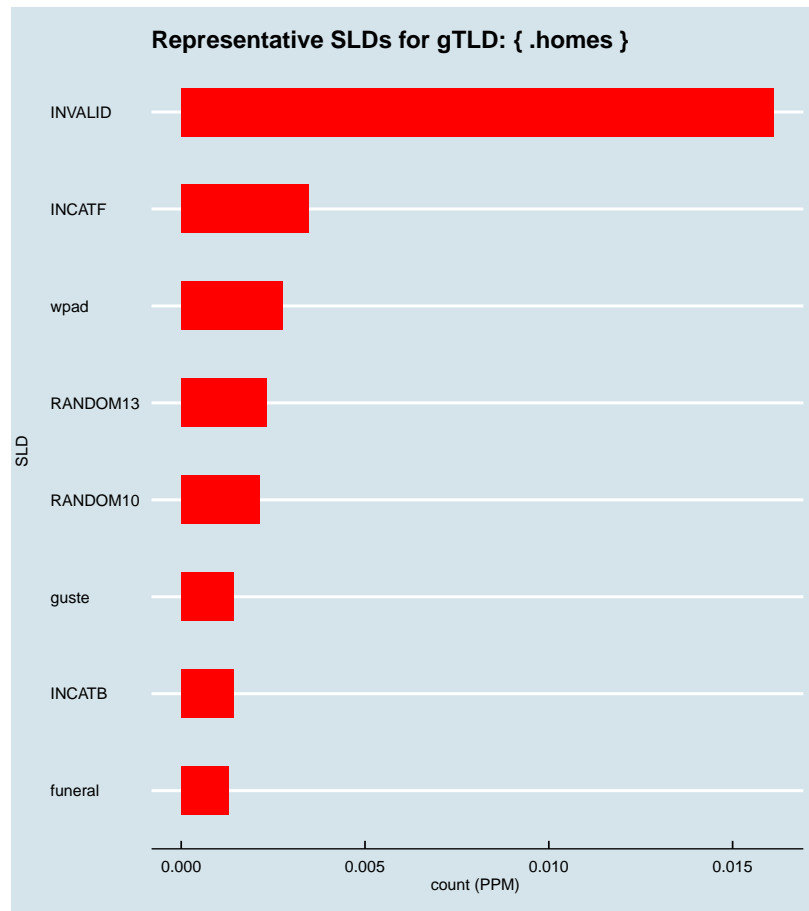


Figure 2.783: Representative SLDs for gTLD: { .homes }. The x axis displays number of times (in parts per million) the corresponding SLD (y axis) was found in the gTLD.

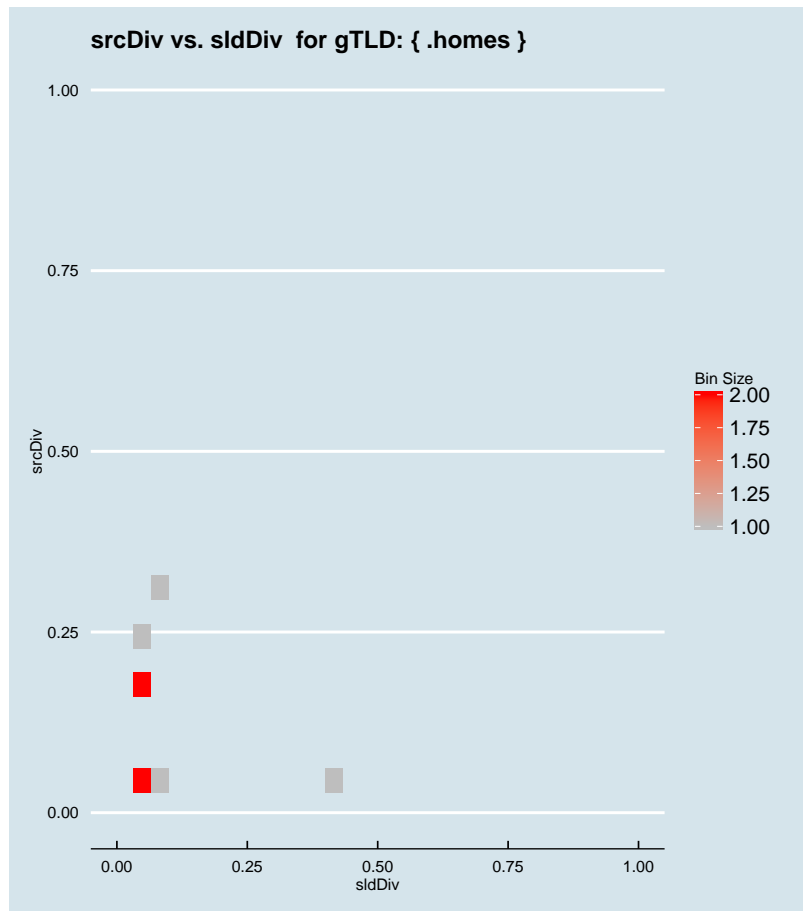


Figure 2.784: Binned scatter-plot of srcDiv and sldDiv for gTLD: { .homes }.

### :: 2.548 Representative SLDs for gTLD: { .homesense }

In this section, we collect representative SLDs related to gTLD: 'homesense'. We found 0 unique SLDs after filtering. A total of 0 records were considered representative and they are 0.000% of the gTLD dump. Since the total number of records for this gTLD is 0, there are 0 non-representative records (NRep). In addition, this set comprises 0E0 of the entire data-set.

```
► { .homesense }
Total SLDs: 0
a-sldDiv: 0.000%
a-oR: 0.000%
NRep: 0
```

### :: 2.549 Representative SLDs for gTLD: { .honda }

In this section, we collect representative SLDs related to gTLD: 'honda'. We found 14

```
► { .honda }
Total SLDs: 14
a-sldDiv: 78.170%
a-oR: 0.003%
NRep: 0
```



unique SLDs after filtering. A total of 78796 records were considered representative and they are 78.170% of the gTLD dump. Since the total number of records for this gTLD is 78796, there are 0 non-representative records (NRep). In addition, this set comprises  $3.23E-5$  of the entire data-set. Table 2.393 shows the corresponding SLDs ordered by the level of importance. Figure 2.785 shows the record count (PPM) for each representative SLD. Figure 2.786 shows the binned scatter-plot of srcDiv and sldDiv.

Individual SLD descriptors for gTLD: {honda}										
SLD	count	sldDiv	$\phi$ -sldDiv	ipcount	srcDiv	$\phi$ -srcDiv	oR	a-srcDiv	a-oR	rem
INCATF	0.017	0.173	1.000	$8.5E-4$	0.049	0.006	$7.13E-6$	0.173	$7.13E-6$	61393
xch	0.013	0.132	1.000	$4E-6$	$3.01E-4$	$3.4E-6$	$5.44E-6$	0.304	$1.26E-5$	48113
INVALID	0.011	0.111	1.000	$5.7E-4$	0.051	0.006	$4.58E-6$	0.415	$1.72E-5$	36925
INCATB	0.007	0.070	1.000	0.001	0.177	0.039	$2.91E-6$	0.486	$2.01E-5$	29834
RANDOM13	0.005	0.054	1.000	$6.07E-4$	0.111	0.020	$2.23E-6$	0.540	$2.23E-5$	24383
ahm	0.004	0.044	1.000	0.002	0.537	0.181	$1.81E-6$	0.584	$2.41E-5$	19975
RANDOM10	0.004	0.040	1.000	$7.02E-4$	0.176	0.038	$1.64E-6$	0.623	$2.57E-5$	15976
wpad	0.003	0.030	1.000	$7.98E-4$	0.262	0.067	$1.25E-6$	0.653	$2.7E-5$	12934
isatap	0.003	0.028	0.999	$7.07E-4$	0.253	0.065	$1.14E-6$	0.681	$2.81E-5$	10142
INCATC	0.003	0.027	0.999	$6.14E-4$	0.222	0.051	$1.14E-6$	0.709	$2.93E-5$	7371
INCATE	0.003	0.027	0.999	0.002	0.706	0.237	$1.12E-6$	0.736	$3.04E-5$	4632
perm	0.002	0.018	0.999	$4E-5$	0.022	0.002	$7.42E-7$	0.754	$3.11E-5$	2821
server	0.002	0.015	0.999	$2.14E-4$	0.138	0.027	$6.36E-7$	0.769	$3.18E-5$	1269
local	0.001	0.013	0.999	$8.8E-5$	0.069	0.010	$5.2E-7$	0.782	$3.23E-5$	0

Table 2.393: Top 14 most significant SLDs for gTLD 'honda'. The SLD list holds 78.170% of the entries found in the gTLD and  $3.23E-5$  of the total number of entries for the entire experiment. **count** represents the number of records found for the SLD (in parts per million). **sldDiv** is the raw count divided by the number of records of this gTLD dump file. **oR** is the ratio of raw count to the total number of records of the experiment.  **$\phi$ -sldDiv** represents the  $\phi$  percentile of sldDiv on the entire data-set. **a-srcDiv** is the cumulative srcDiv variable. **a-oR** is the cumulative oR.

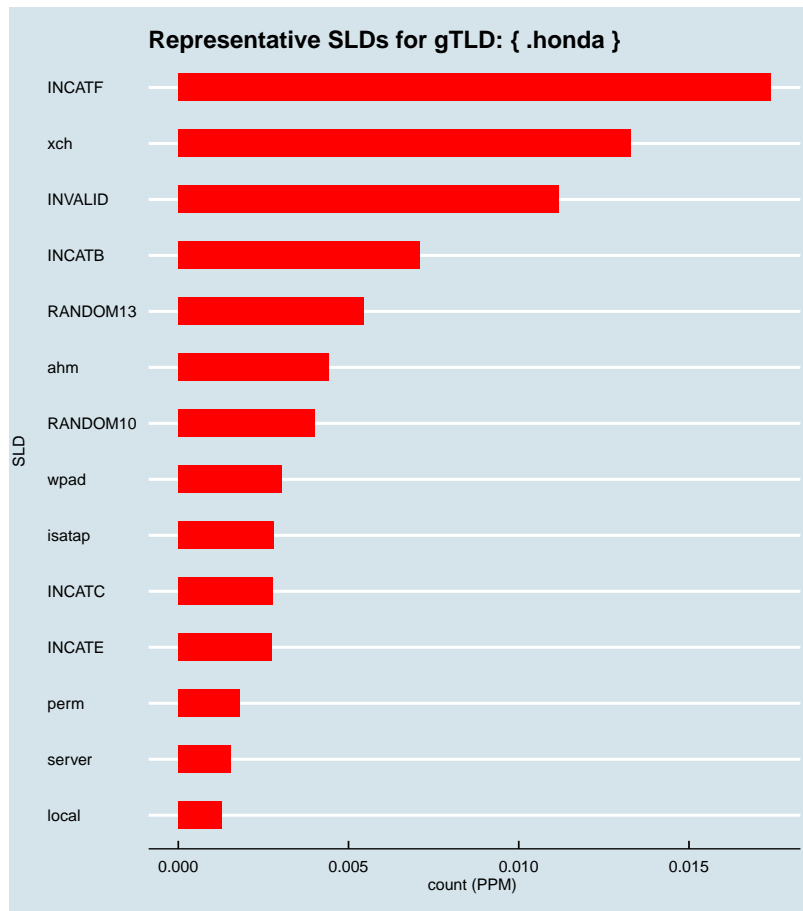


Figure 2.785: Representative SLDs for gTLD: { .honda }. The *x* axis displays number of times (in parts per million) the corresponding SLD (*y* axis) was found in the gTLD.

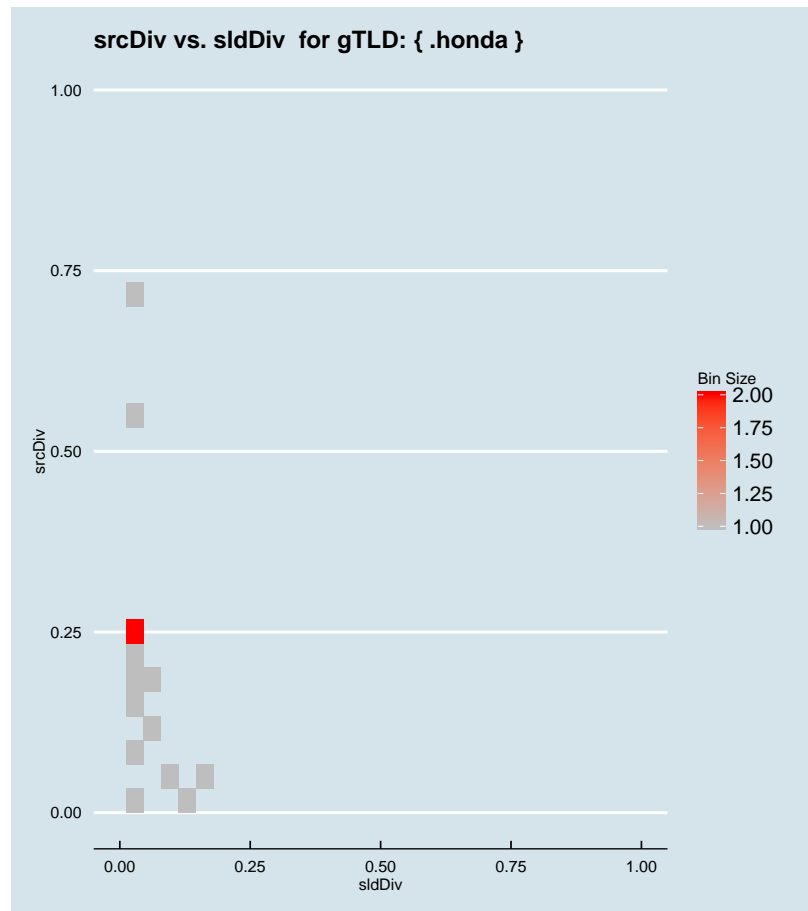


Figure 2.786: Binned scatter-plot of srcDiv and sldDiv for gTLD: {.honda}.

### :: 2.550 Representative SLDs for gTLD: {.honeywell}

In this section, we collect representative SLDs related to gTLD: 'honeywell'. We found 0 unique SLDs after filtering. A total of 0 records were considered representative and they are 0.000% of the gTLD dump. Since the total number of records for this gTLD is 0, there are 0 non-representative records (NRep). In addition, this set comprises 0E0 of the entire data-set.

► {.honeywell}  
Total SLDs: 0  
a-sldDiv: 0.000%  
a-oR: 0.000%  
NRep: 0

### :: 2.551 Representative SLDs for gTLD: {.horse}

In this section, we collect representative SLDs related to gTLD: 'horse'. We found 3

► {.horse}  
Total SLDs: 3  
a-sldDiv: 61.796%  
a-oR: 0.000%  
NRep: 0



unique SLDs after filtering. A total of 8969 records were considered representative and they are 61.796% of the gTLD dump. Since the total number of records for this gTLD is 8969, there are 0 non-representative records (NRep). In addition, this set comprises 3.68E−6 of the entire data-set. Table 2.394 shows the corresponding SLDs ordered by the level of importance. Figure 2.787 shows the record count (PPM) for each representative SLD. Figure 2.788 shows the binned scatter-plot of srcDiv and sldDiv.

Individual SLD descriptors for gTLD: {horse}										
SLD	count	sldDiv	$\phi$ -sldDiv	ipcount	srcDiv	$\phi$ -srcDiv	oR	a-srcDiv	a-oR	rem
INVALID	0.005	0.357	1.000	2.01E−4	0.039	0.004	2.13E−6	0.357	2.13E−6	3783
INCATE	0.002	0.162	1.000	0.002	0.676	0.233	9.61E−7	0.519	3.09E−6	1437
RANDOM10	0.001	0.099	1.000	2.22E−4	0.154	0.032	5.89E−7	0.618	3.68E−6	0

Table 2.394: Top 3 most significant SLDs for gTLD 'horse'. The SLD list holds 61.796% of the entries found in the gTLD and 3.68E−6 of the total number of entries for the entire experiment. **count** represents the number of records found for the SLD (in parts per million). **sldDiv** is the raw count divided by the number of records of this gTLD dump file. **oR** is the ratio of raw count to the total number of records of the experiment.  **$\phi$ -sldDiv** represents the  $\phi$  percentile of sldDiv on the entire data-set. **a-srcDiv** is the cumulative srcDiv variable. **a-oR** is the cumulative oR.

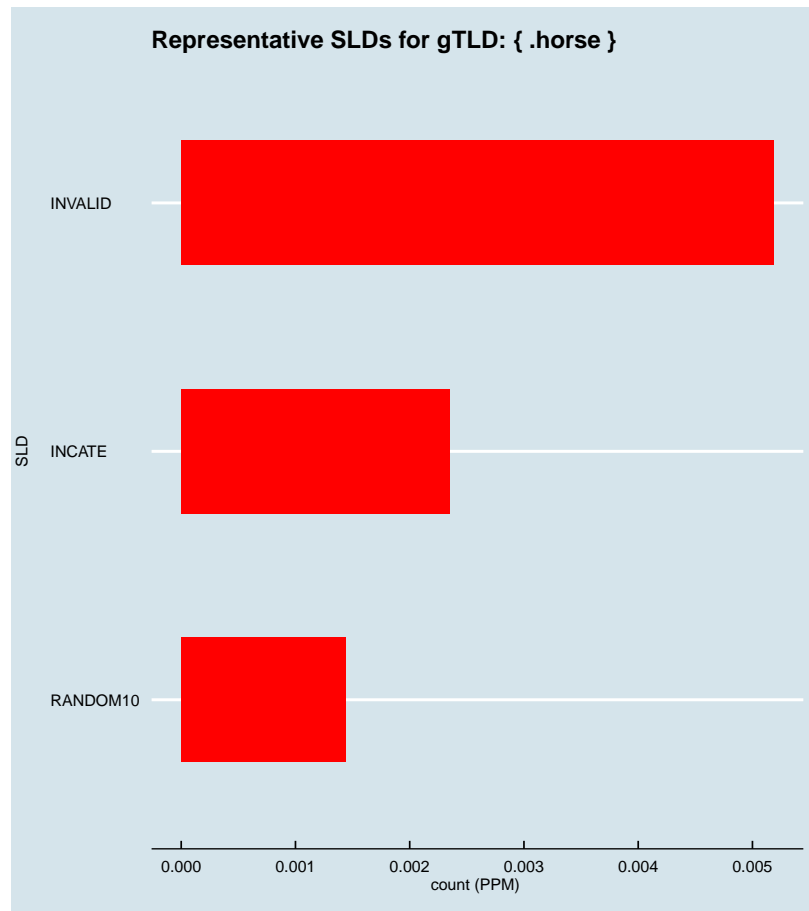


Figure 2.787: Representative SLDs for gTLD: { .horse}. The  $x$  axis displays number of times (in parts per million) the corresponding SLD ( $y$  axis) was found in the gTLD.

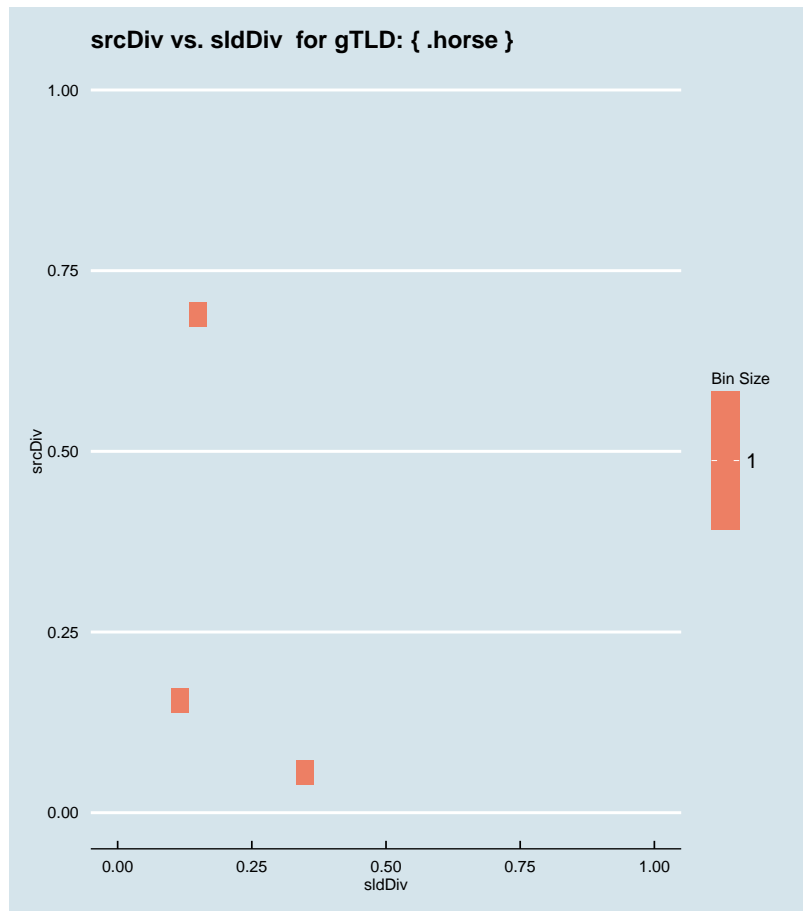


Figure 2.788: Binned scatter-plot of srcDiv and sldDiv for gTLD: { .horse }.

### :: 2.552 Representative SLDs for gTLD: { .hospital }

In this section, we collect representative SLDs related to gTLD: 'hospital'. We found 21 unique SLDs after filtering. A total of 298854 records were considered representative and they are 81.919% of the gTLD dump. Since the total number of records for this gTLD is 298854, there are 0 non-representative records (NRep). In addition, this set comprises  $1.22E-4$  of the entire data-set. Table 2.395 shows the corresponding SLDs ordered by the level of importance. Figure 2.789 shows the record count (PPM) for each representative SLD. Figure 2.790 shows the binned scatter-plot of srcDiv and sldDiv.

► { .hospital }  
 Total SLDs: 21  
 a-sldDiv: 81.919%  
 a-oR: 0.012%  
 NRep: 0

Individual SLD descriptors for gTLD: {hospital}										
SLD	count	sldDiv	$\phi$ -sldDiv	ipcount	srcDiv	$\phi$ -srcDiv	oR	a-srcDiv	a-oR	rem
RANDOM10	0.071	0.194	1.000	0.003	0.037	0.004	2.91E-5	0.194	2.91E-5	227934
INCATF	0.047	0.130	1.000	0.002	0.043	0.005	1.95E-5	0.325	4.85E-5	180448
INCATB	0.043	0.119	1.000	0.001	0.025	0.002	1.77E-5	0.443	6.63E-5	137180
aglaia	0.030	0.083	1.000	1E-5	3.29E-4	3.86E-6	1.25E-5	0.526	7.87E-5	106797
INVALID	0.019	0.051	1.000	0.001	0.059	0.008	7.66E-6	0.578	8.64E-5	88104
RANDOM13	0.018	0.048	1.000	9.09E-4	0.052	0.006	7.21E-6	0.626	9.36E-5	70499
INCATD	0.016	0.044	1.000	8.19E-4	0.051	0.006	6.61E-6	0.670	1E-4	54368
assunta	0.016	0.043	1.000	2.05E-4	0.013	7.55E-4	6.45E-6	0.713	1.07E-4	38633
INCATC	0.010	0.027	0.999	6.09E-4	0.061	0.008	4.09E-6	0.741	1.11E-4	28655
rubaga	0.005	0.013	0.999	6.3E-5	0.013	7.95E-4	1.92E-6	0.753	1.13E-4	23981
iji40bold	0.003	0.009	0.999	1.63E-4	0.049	0.006	1.36E-6	0.763	1.14E-4	20662
wpad	0.003	0.008	0.999	6.27E-4	0.204	0.048	1.26E-6	0.771	1.15E-4	17593
isatap	0.003	0.008	0.999	6.49E-4	0.219	0.051	1.21E-6	0.779	1.16E-4	14634
bina	0.003	0.007	0.999	3.9E-4	0.147	0.030	1.09E-6	0.786	1.18E-4	11986
SHORTSLD	0.002	0.006	0.999	3.59E-4	0.173	0.038	8.52E-7	0.792	1.18E-4	9908
iji40aold	0.002	0.005	0.999	1.5E-4	0.076	0.011	8.11E-7	0.797	1.19E-4	7930
pcmc2	0.002	0.005	0.999	1.5E-5	0.008	3.49E-4	7.89E-7	0.803	1.2E-4	6005
sntmm	0.002	0.004	0.999	5E-6	0.003	9.95E-5	6.59E-7	0.807	1.21E-4	4396
mayapada	0.002	0.004	0.999	1.5E-5	0.010	4.63E-4	6.46E-7	0.811	1.21E-4	2820
jivraj	0.001	0.004	0.998	1.7E-5	0.012	6.35E-4	5.98E-7	0.815	1.22E-4	1361
ayurved	0.001	0.004	0.998	7E-6	0.005	1.94E-4	5.58E-7	0.819	1.22E-4	0

Table 2.395: Top 21 most significant SLDs for gTLD 'hospital'. The SLD list holds 81.919% of the entries found in the gTLD and 1.22E-4 of the total number of entries for the entire experiment. **count** represents the number of records found for the SLD (in parts per million). **sldDiv** is the raw count divided by the number of records of this gTLD dump file. **oR** is the ratio of raw count to the total number of records of the experiment.  **$\phi$ -sldDiv** represents the  $\phi$  percentile of sldDiv on the entire data-set. **a-srcDiv** is the cumulative srcDiv variable. **a-oR** is the cumulative oR.



Figure 2.789: Representative SLDs for gTLD: { .hospital}. The *x* axis displays number of times (in parts per million) the corresponding SLD (*y* axis) was found in the gTLD.



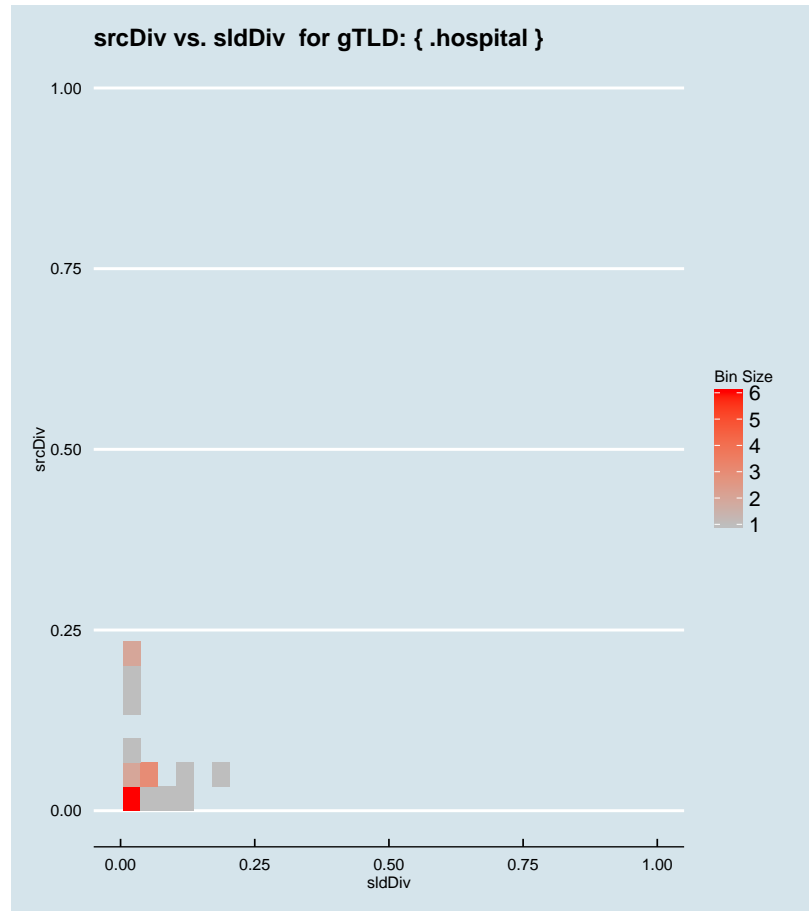


Figure 2.790: Binned scatter-plot of srcDiv and sldDiv for gTLD: { .hospital}.

### :: 2.553 Representative SLDs for gTLD: { .host }

In this section, we collect representative SLDs related to gTLD: 'host'. We found 55 unique SLDs after filtering. A total of 5904909 records were considered representative and they are 97.604% of the gTLD dump. Since the total number of records for this gTLD is 5904909, there are 0 non-representative records (NRep). In addition, this set comprises 0.002 of the entire data-set. Table 2.396 shows the corresponding SLDs ordered by the level of importance. Figure 2.791 shows the record count (PPM) for each representative SLD. Figure 2.792 shows the binned scatter-plot of srcDiv and sldDiv.

► { .host }  
Total SLDs: 55  
a-sldDiv: 97.604%  
a-oR: 0.242%  
NRep: 0

Individual SLD descriptors for gTLD: {host}										
SLD	count	sldDiv	$\phi$ -sldDiv	ipcount	srcDiv	$\phi$ -srcDiv	oR	a-srcDiv	a-oR	rem
theplanet	4.404	0.728	1.000	0.090	0.020	0.002	0.002	0.728	0.002	1500458
RANDOM13	0.228	0.038	1.000	0.004	0.019	0.001	9.34E-5	0.766	0.002	1272654
INCATB	0.219	0.036	1.000	0.009	0.040	0.004	8.99E-5	0.802	0.002	1053365
networksol...	0.182	0.030	1.000	4.2E-5	2.3E-4	2.4E-6	7.47E-5	0.832	0.002	871099
INVALID	0.151	0.025	0.999	0.004	0.027	0.002	6.18E-5	0.857	0.002	720405
local	0.116	0.019	0.999	0.012	0.104	0.018	4.77E-5	0.876	0.002	604059
INCATC	0.081	0.013	0.999	0.005	0.066	0.009	3.33E-5	0.890	0.002	522820
test	0.073	0.012	0.999	0.002	0.022	0.002	2.97E-5	0.902	0.002	450251
servermatr...	0.068	0.011	0.999	0.010	0.150	0.031	2.8E-5	0.913	0.002	381974
totalcontr...	0.057	0.009	0.999	0.011	0.201	0.048	2.34E-5	0.922	0.002	324812
INCATF	0.053	0.009	0.999	0.006	0.108	0.019	2.18E-5	0.931	0.002	271565
INCATI	0.035	0.006	0.999	0.002	0.044	0.005	1.42E-5	0.937	0.002	236932
firmex	0.034	0.006	0.999	1.63E-4	0.005	1.78E-4	1.39E-5	0.942	0.002	203045
RANDOM10	0.030	0.005	0.999	0.003	0.104	0.018	1.22E-5	0.947	0.002	173343
INCATD	0.023	0.004	0.998	0.002	0.094	0.016	9.36E-6	0.951	0.002	150507
INCATK	0.019	0.003	0.998	0.001	0.055	0.007	7.71E-6	0.954	0.002	131688
sayara	0.014	0.002	0.998	4.8E-5	0.004	1.18E-4	5.58E-6	0.957	0.002	118080
wpad	0.012	0.002	0.998	0.003	0.220	0.051	4.91E-6	0.958	0.002	106090
SHORTSLD	0.010	0.002	0.997	0.002	0.205	0.048	4.28E-6	0.960	0.002	95646
isatap	0.008	0.001	0.997	0.002	0.268	0.068	3.17E-6	0.962	0.002	87909
unknown	0.007	0.001	0.997	0.002	0.363	0.100	2.79E-6	0.963	0.002	81092
pxe	0.006	9.1E-4	0.996	7.7E-5	0.014	8.45E-4	2.26E-6	0.964	0.002	75589
intellitho...	0.004	7.43E-4	0.996	2.16E-4	0.048	0.006	1.84E-6	0.964	0.002	71096
unix10	0.004	7.39E-4	0.996	8.1E-4	0.181	0.039	1.83E-6	0.965	0.002	66628
internal	0.004	7.27E-4	0.996	9.79E-4	0.223	0.053	1.8E-6	0.966	0.002	62229
newplanet	0.004	7.14E-4	0.995	0.001	0.268	0.068	1.77E-6	0.966	0.002	57907
localdomai...	0.004	6.19E-4	0.995	2.83E-4	0.076	0.011	1.53E-6	0.967	0.002	54162
ateo02	0.004	5.96E-4	0.995	4.56E-4	0.126	0.024	1.48E-6	0.968	0.002	50554
srv91	0.003	5.64E-4	0.995	4.48E-4	0.131	0.025	1.4E-6	0.968	0.002	47142
ilman	0.003	4.93E-4	0.994	6.7E-5	0.022	0.002	1.22E-6	0.969	0.002	44161
localhost	0.003	4.7E-4	0.994	3.89E-4	0.137	0.027	1.17E-6	0.969	0.002	41315
adamapps	0.003	4.36E-4	0.994	4.75E-4	0.180	0.039	1.08E-6	0.970	0.002	38675
hendra	0.003	4.29E-4	0.993	3.8E-5	0.015	9.04E-4	1.06E-6	0.970	0.002	36077
fairfax	0.002	4.11E-4	0.993	1.52E-4	0.061	0.008	1.02E-6	0.970	0.002	33592
sshine	0.002	4.04E-4	0.993	3.4E-5	0.014	8.39E-4	1E-6	0.971	0.002	31145

Table 2.396: Top 35 most significant SLDs for gTLD 'host'. The SLD list holds 97.604% of the entries found in the gTLD and 0.002 of the total number of entries for the entire experiment. **count** represents the number of records found for the SLD (in parts per million). **sldDiv** is the raw count divided by the number of records of this gTLD dump file. **oR** is the ratio of raw count to the total number of records of the experiment.  $\phi$ -**sldDiv** represents the  $\phi$  percentile of sldDiv on the entire data-set. **a-srcDiv** is the cumulative srcDiv variable. **a-oR** is the cumulative oR.



Figure 2.791: Representative SLDs for gTLD: { .host }. The  $x$  axis displays number of times (in parts per million) the corresponding SLD ( $y$  axis) was found in the gTLD.

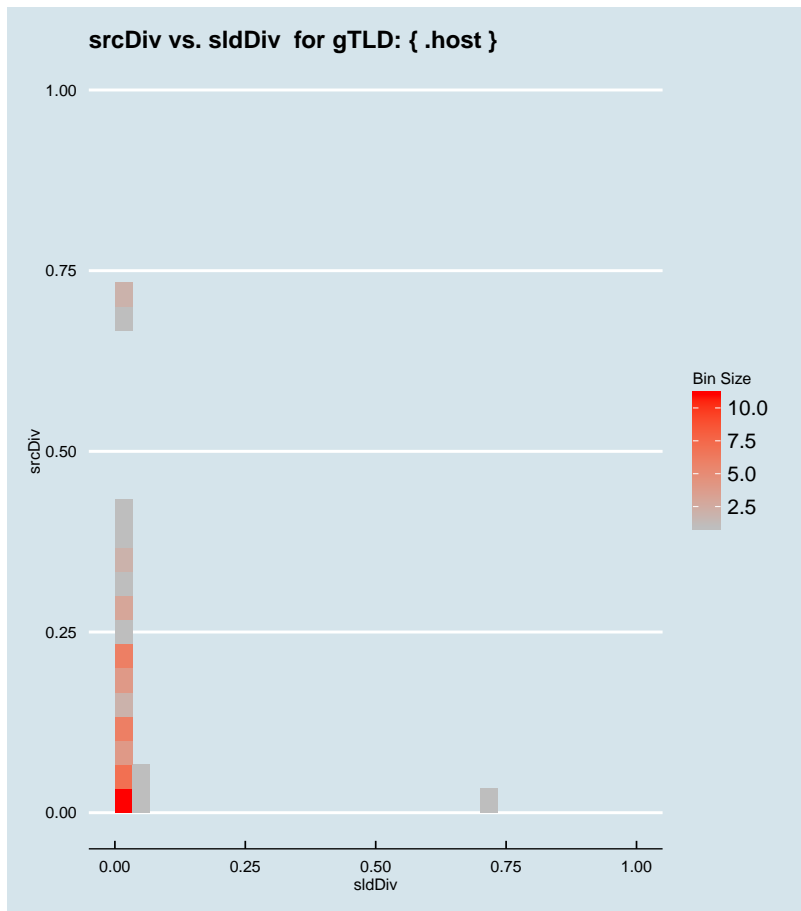


Figure 2.792: Binned scatter-plot of srcDiv and sldDiv for gTLD: { .host }.

### :: 2.554 Representative SLDs for gTLD: { .hosting }

In this section, we collect representative SLDs related to gTLD: 'hosting'. We found 29 unique SLDs after filtering. A total of 264883 records were considered representative and they are 83.063% of the gTLD dump. Since the total number of records for this gTLD is 264883, there are 0 non-representative records (NRep). In addition, this set comprises  $1.09E-4$  of the entire data-set. Table 2.397 shows the corresponding SLDs ordered by the level of importance. Figure 2.793 shows the record count (PPM) for each representative SLD. Figure 2.794 shows the binned scatter-plot of srcDiv and sldDiv.

► { .hosting }  
 Total SLDs: 29  
 a-sldDiv: 83.063%  
 a-oR: 0.011%  
 NRep: 0

Individual SLD descriptors for gTLD: {hosting}										
SLD	count	sldDiv	$\phi$ -sldDiv	ipcount	srcDiv	$\phi$ -srcDiv	oR	a-srcDiv	a-oR	rem
INCATB	0.047	0.147	1.000	9.26E-4	0.020	0.001	1.92E-5	0.147	1.92E-5	218081
trnik	0.041	0.130	1.000	0.004	0.102	0.018	1.7E-5	0.277	3.62E-5	176592
RANDOM13	0.039	0.124	1.000	0.003	0.066	0.009	1.62E-5	0.401	5.23E-5	137160
INCATC	0.027	0.086	1.000	0.004	0.130	0.025	1.12E-5	0.487	6.36E-5	109726
INCATF	0.021	0.067	1.000	0.001	0.059	0.008	8.7E-6	0.553	7.23E-5	88493
mc2	0.019	0.060	1.000	4E-6	2.1E-4	1.87E-6	7.81E-6	0.613	8.01E-5	69444
INCATD	0.013	0.040	1.000	0.002	0.139	0.027	5.2E-6	0.653	8.53E-5	56762
xaml	0.007	0.021	0.999	0.001	0.153	0.031	2.8E-6	0.674	8.81E-5	49940
fusion	0.006	0.018	0.999	9.29E-4	0.164	0.034	2.32E-6	0.692	9.04E-5	44286
onebyte	0.005	0.015	0.999	5.51E-4	0.113	0.020	2E-6	0.707	9.24E-5	39399
addonsinc	0.004	0.013	0.999	3.57E-4	0.087	0.014	1.68E-6	0.720	9.41E-5	35297
bcmplatfor...	0.004	0.012	0.999	8.6E-5	0.022	0.002	1.58E-6	0.732	9.57E-5	31432
clickmotiv...	0.003	0.010	0.999	4.32E-4	0.141	0.027	1.26E-6	0.742	9.69E-5	28361
emv	0.003	0.008	0.999	1.7E-5	0.007	2.84E-4	1.04E-6	0.750	9.8E-5	25831
entirelydi...	0.002	0.008	0.999	3.92E-4	0.163	0.034	9.85E-7	0.757	9.9E-5	23428
kcpweb	0.002	0.007	0.999	7E-6	0.003	1E-4	9.19E-7	0.764	9.99E-5	21185
netguide	0.002	0.007	0.999	2.1E-4	0.096	0.016	8.97E-7	0.771	1.01E-4	18995
INVALID	0.002	0.006	0.999	2.28E-4	0.112	0.020	8.32E-7	0.777	1.02E-4	16966
housing	0.002	0.006	0.999	8E-5	0.041	0.004	8.05E-7	0.784	1.02E-4	15001
RANDOM10	0.002	0.006	0.999	4.92E-4	0.255	0.066	7.91E-7	0.790	1.03E-4	13071
ttsdb	0.002	0.006	0.999	4E-6	0.002	5.39E-5	7.86E-7	0.796	1.04E-4	11153
ecn	0.002	0.005	0.999	2.09E-4	0.121	0.022	7.07E-7	0.801	1.05E-4	9427
SHORTSLD	0.001	0.004	0.999	2.6E-4	0.184	0.041	5.8E-7	0.806	1.05E-4	8012
pemd-certi...	0.001	0.004	0.999	3.3E-5	0.023	0.002	5.77E-7	0.810	1.06E-4	6605
lgs	0.001	0.004	0.999	4E-6	0.003	8.86E-5	5.75E-7	0.814	1.06E-4	5203
inc-bk	0.001	0.004	0.999	1.39E-4	0.101	0.017	5.67E-7	0.819	1.07E-4	3820
epista	0.001	0.004	0.999	2.9E-5	0.022	0.002	5.43E-7	0.823	1.08E-4	2496
emptoris	0.001	0.004	0.998	5.6E-5	0.043	0.005	5.29E-7	0.827	1.08E-4	1206
integratio...	0.001	0.004	0.998	4.7E-5	0.039	0.004	4.94E-7	0.831	1.09E-4	0

Table 2.397: Top 29 most significant SLDs for gTLD 'hosting'. The SLD list holds 83.063% of the entries found in the gTLD and 1.09E-4 of the total number of entries for the entire experiment. **count** represents the number of records found for the SLD (in parts per million). **sldDiv** is the raw count divided by the number of records of this gTLD dump file. **oR** is the ratio of raw count to the total number of records of the experiment.  **$\phi$ -sldDiv** represents the  $\phi$  percentile of sldDiv on the entire data-set. **a-srcDiv** is the cumulative srcDiv variable. **a-oR** is the cumulative oR.

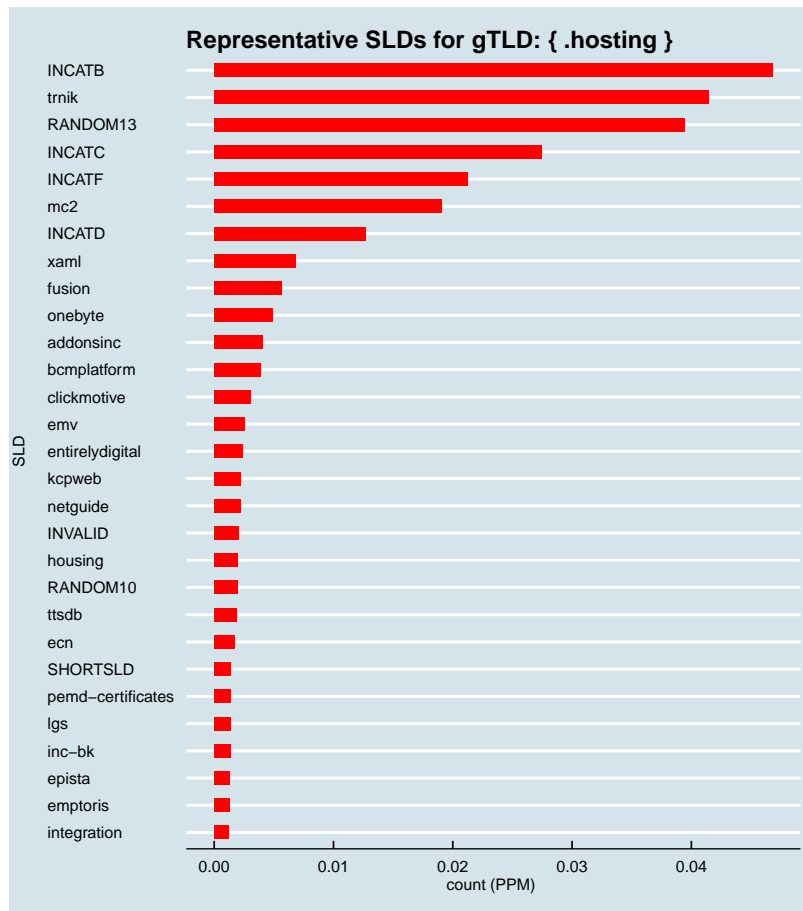


Figure 2.793: Representative SLDs for gTLD: { .hosting }. The x axis displays number of times (in parts per million) the corresponding SLD (y axis) was found in the gTLD.

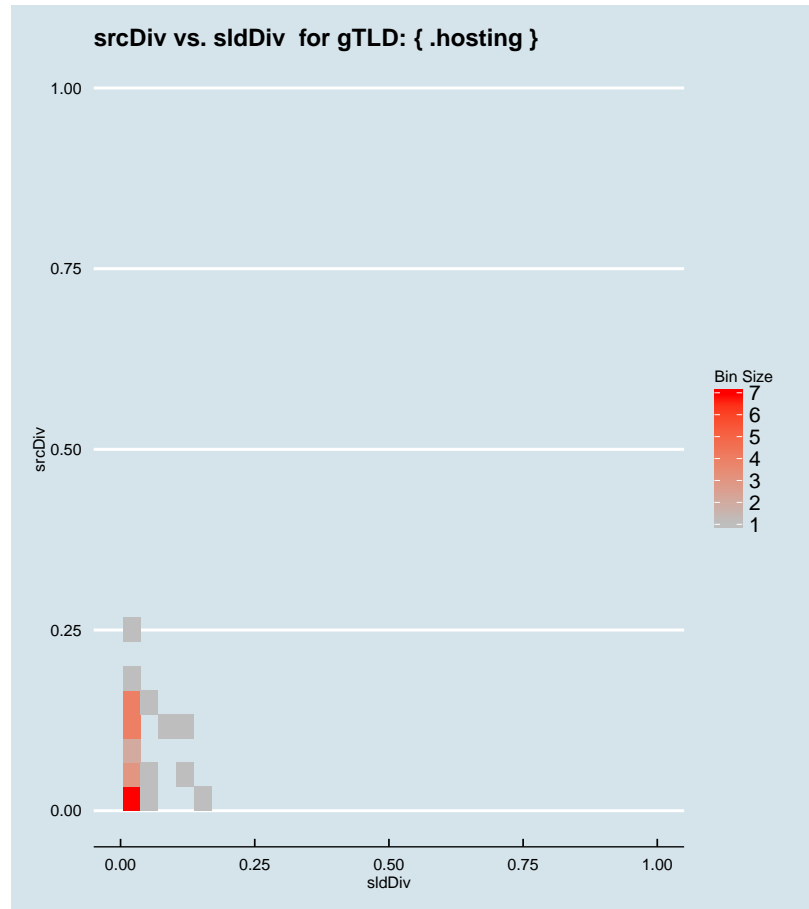


Figure 2.794: Binned scatter-plot of srcDiv and sldDiv for gTLD: { .hosting}.

### :: 2.555 Representative SLDs for gTLD: { .hot }

In this section, we collect representative SLDs related to gTLD: 'hot'. We found 219 unique SLDs after filtering. A total of 780980 records were considered representative and they are 81.444% of the gTLD dump. Since the total number of records for this gTLD is 780980, there are 0 non-representative records (NRep). In addition, this set comprises  $3.2E-4$  of the entire data-set. Table 2.398 shows the corresponding SLDs ordered by the level of importance. Figure 2.795 shows the record count (PPM) for each representative SLD. Figure 2.796 shows the binned scatter-plot of srcDiv and sldDiv.

► { .hot }  
Total SLDs: 219  
a-sldDiv: 81.444%  
a-oR: 0.032%  
NRep: 0

Individual SLD descriptors for gTLD: {hot}										
SLD	count	sldDiv	$\phi$ -sldDiv	ipcount	srcDiv	$\phi$ -srcDiv	oR	a-srcDiv	a-oR	rem
INCATE	0.104	0.108	1.000	0.029	0.277	0.070	4.24E-5	0.108	4.24E-5	677434
netappadmi...	0.044	0.046	1.000	3.21E-4	0.007	3.22E-4	1.79E-5	0.154	6.03E-5	633736
INCATD	0.029	0.030	1.000	2.24E-4	0.008	3.53E-4	1.17E-5	0.183	7.2E-5	605229
RANDOM10	0.026	0.027	0.999	9.83E-4	0.038	0.004	1.05E-5	0.210	8.25E-5	579572
netappadmi...	0.021	0.022	0.999	5E-6	2.36E-4	2.46E-6	8.66E-6	0.232	9.12E-5	558428
bureauopti...	0.020	0.021	0.999	2.42E-4	0.012	6.9E-4	8.08E-6	0.253	9.93E-5	538722
bureauopti...	0.019	0.020	0.999	2.46E-4	0.013	7.25E-4	7.95E-6	0.273	1.07E-4	519314
INVALID	0.019	0.020	0.999	0.001	0.073	0.011	7.85E-6	0.293	1.15E-4	500157
SHORTSLD	0.017	0.017	0.999	0.005	0.331	0.082	6.8E-6	0.310	1.22E-4	483559
dellfirmwa...	0.015	0.015	0.999	3E-6	2.06E-4	1.76E-6	5.98E-6	0.325	1.28E-4	468973
INCATC	0.014	0.014	0.999	0.005	0.368	0.101	5.68E-6	0.340	1.34E-4	455115
RANDOM13	0.010	0.011	0.999	9.87E-4	0.095	0.016	4.25E-6	0.351	1.38E-4	444753
netappadmi...	0.008	0.008	0.999	5E-6	6.66E-4	1E-5	3.08E-6	0.358	1.41E-4	437240
netappadmi...	0.007	0.008	0.999	5E-6	6.67E-4	1.01E-5	3.07E-6	0.366	1.44E-4	429745
netappadmi...	0.007	0.008	0.999	5E-6	6.75E-4	1.02E-5	3.04E-6	0.374	1.47E-4	422338
INCATB	0.007	0.007	0.999	0.003	0.380	0.105	2.76E-6	0.381	1.5E-4	415615
wpao27	0.006	0.006	0.999	5E-6	8.27E-4	1.31E-5	2.48E-6	0.387	1.52E-4	409571
tsctools	0.006	0.006	0.999	5.1E-5	0.009	4.3E-4	2.33E-6	0.393	1.55E-4	403889
wpyg10	0.004	0.004	0.999	5E-6	0.001	2.44E-5	1.61E-6	0.397	1.56E-4	399950
entze30	0.004	0.004	0.998	4E-5	0.011	5.43E-4	1.55E-6	0.401	1.58E-4	396176
wpye12	0.004	0.004	0.998	6E-6	0.002	3.74E-5	1.51E-6	0.405	1.59E-4	392494
filer42	0.004	0.004	0.998	1.9E-5	0.005	1.97E-4	1.49E-6	0.409	1.61E-4	388853
filer55	0.004	0.004	0.998	4E-5	0.011	5.93E-4	1.46E-6	0.413	1.62E-4	385281
entyh26	0.003	0.004	0.998	5E-6	0.001	3.05E-5	1.4E-6	0.416	1.64E-4	381874
wpyj10	0.003	0.003	0.998	6E-6	0.002	4.33E-5	1.36E-6	0.420	1.65E-4	378552
wpye13	0.003	0.003	0.998	8E-6	0.002	7.12E-5	1.33E-6	0.423	1.66E-4	375295
www	0.003	0.003	0.998	0.002	0.581	0.191	1.32E-6	0.426	1.68E-4	372068
wpggsw1	0.003	0.003	0.998	4.7E-5	0.015	9.04E-4	1.32E-6	0.430	1.69E-4	368855
cbmaster	0.003	0.003	0.998	6.4E-5	0.021	0.002	1.26E-6	0.433	1.7E-4	365785
filer98	0.003	0.003	0.998	9E-6	0.003	9.13E-5	1.26E-6	0.436	1.71E-4	362717
wpyg7	0.003	0.003	0.998	5E-6	0.002	3.78E-5	1.25E-6	0.439	1.73E-4	359676
INCAT1	0.003	0.003	0.998	9.45E-4	0.314	0.080	1.23E-6	0.442	1.74E-4	356663
wpyj23	0.003	0.003	0.998	5E-6	0.002	3.88E-5	1.22E-6	0.446	1.75E-4	353682
wpye22	0.003	0.003	0.998	5E-6	0.002	4.05E-5	1.18E-6	0.449	1.76E-4	350793
wpyj4	0.003	0.003	0.998	5E-6	0.002	4.09E-5	1.18E-6	0.452	1.77E-4	347924

Table 2.398: Top 35 most significant SLDs for gTLD 'hot'. The SLD list holds 81.444% of the entries found in the gTLD and 3.2E-4 of the total number of entries for the entire experiment. **count** represents the number of records found for the SLD (in parts per million). **sldDiv** is the raw count divided by the number of records of this gTLD dump file. **oR** is the ratio of raw count to the total number of records of the experiment.  $\phi$ -**sldDiv** represents the  $\phi$  percentile of sldDiv on the entire data-set. **a-srcDiv** is the cumulative srcDiv variable. **a-oR** is the cumulative oR.



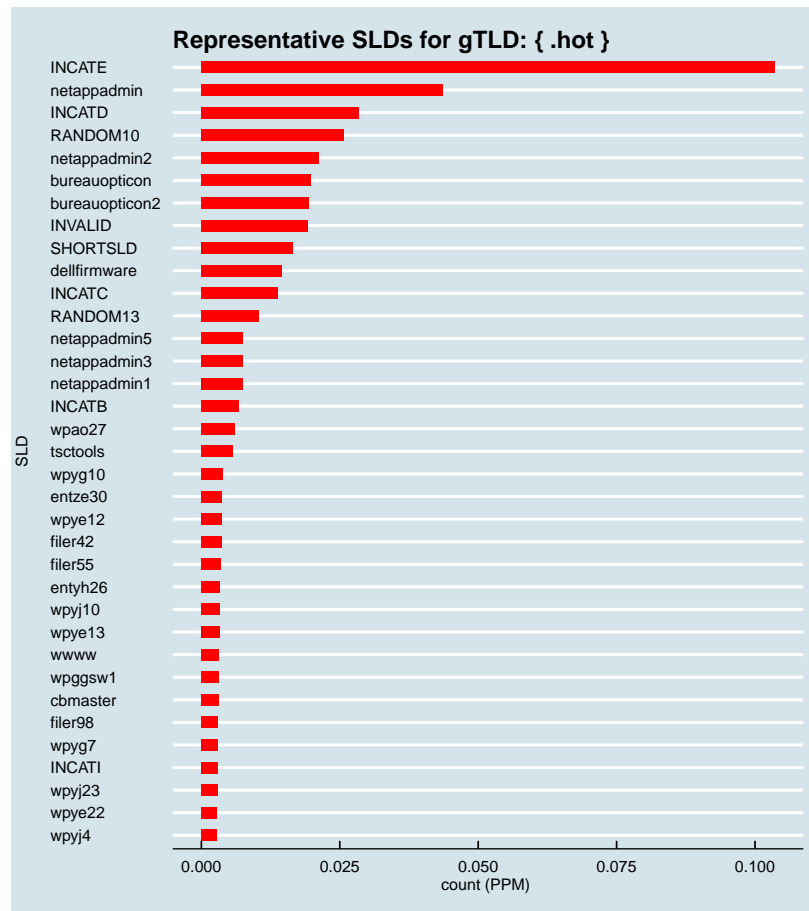


Figure 2.795: Representative SLDs for gTLD: { .hot}. The x axis displays number of times (in parts per million) the corresponding SLD (y axis) was found in the gTLD.

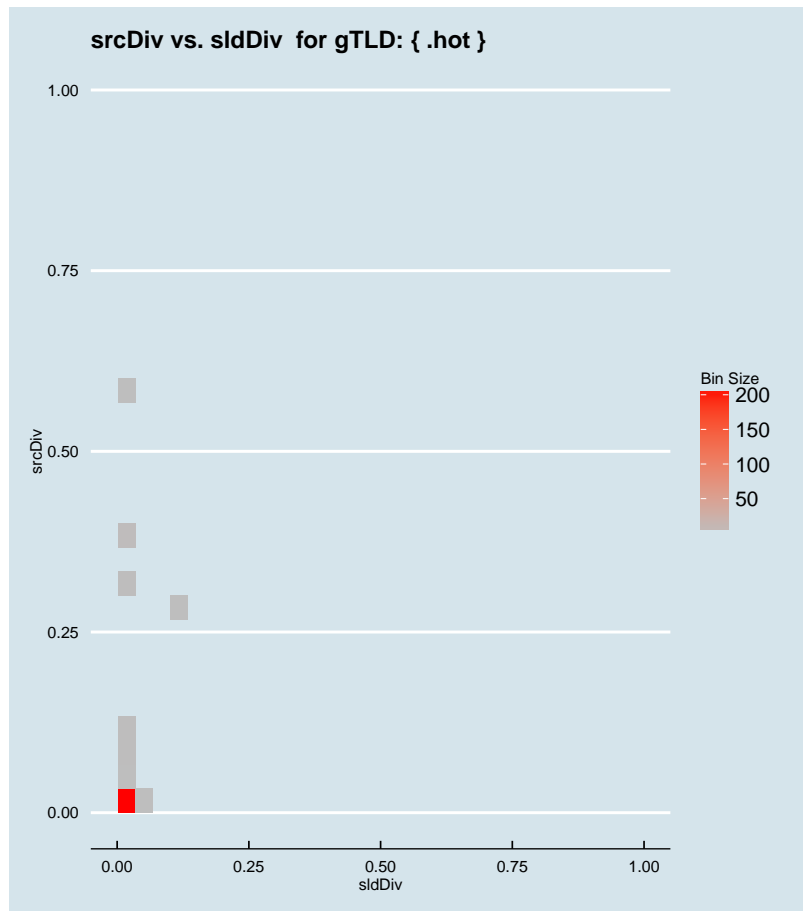


Figure 2.796: Binned scatter-plot of srcDiv and sldDiv for gTLD: { .hot}.

∴ 2.556 Representative SLDs for gTLD: { .hoteis}

In this section, we collect representative SLDs related to gTLD: 'hoteis'. We found 0 unique SLDs after filtering. A total of 0 records were considered representative and they are 0.000% of the gTLD dump. Since the total number of records for this gTLD is 0, there are 0 non-representative records (NRep). In addition, this set comprises 0E0 of the entire data-set.

► { .hoteis}  
 Total SLDs: 0  
 a-sldDiv: 0.000%  
 a-oR: 0.000%  
 NRep: 0

∴ 2.557 Representative SLDs for gTLD: { .hotel}

In this section, we collect representative SLDs related to gTLD: 'hotel'. We found 41

► { .hotel}  
 Total SLDs: 41  
 a-sldDiv: 84.438%  
 a-oR: 0.021%  
 NRep: 0

unique SLDs after filtering. A total of 505181 records were considered representative and they are 84.438% of the gTLD dump. Since the total number of records for this gTLD is 505181, there are 0 non-representative records (NRep). In addition, this set comprises  $2.07\text{E}-4$  of the entire data-set. Table 2.399 shows the corresponding SLDs ordered by the level of importance. Figure 2.797 shows the record count (PPM) for each representative SLD. Figure 2.798 shows the binned scatter-plot of srcDiv and sldDiv.

Individual SLD descriptors for gTLD: {hotel}										
SLD	count	sldDiv	$\phi$ -sldDiv	ipcount	srcDiv	$\phi$ -srcDiv	oR	a-srcDiv	a-oR	rem
RANDOM10	0.119	0.199	1.000	0.005	0.044	0.005	4.88E-5	0.199	4.88E-5	385986
RANDOM13	0.084	0.140	1.000	0.001	0.014	8.12E-4	3.44E-5	0.340	8.33E-5	301951
INVALID	0.076	0.126	1.000	0.004	0.055	0.007	3.09E-5	0.466	1.14E-4	226436
INCATF	0.068	0.114	1.000	0.004	0.053	0.007	2.79E-5	0.580	1.42E-4	158352
INCATB	0.032	0.053	1.000	0.003	0.092	0.015	1.31E-5	0.633	1.55E-4	126384
isatap	0.016	0.027	0.999	0.005	0.281	0.071	6.68E-6	0.660	1.62E-4	110089
wpad	0.012	0.021	0.999	0.003	0.212	0.049	5.1E-6	0.681	1.67E-4	97642
INCATC	0.010	0.017	0.999	8.89E-4	0.087	0.014	4.18E-6	0.698	1.71E-4	87439
robuaire	0.010	0.016	0.999	1.82E-4	0.019	0.001	3.96E-6	0.714	1.75E-4	77787
townplace	0.007	0.012	0.999	4.24E-4	0.060	0.008	2.89E-6	0.726	1.78E-4	70745
INCATD	0.006	0.009	0.999	9.05E-4	0.160	0.033	2.32E-6	0.736	1.8E-4	65094
ramada	0.005	0.009	0.999	5.2E-5	0.010	4.85E-4	2.17E-6	0.744	1.83E-4	59811
travelman	0.004	0.007	0.999	3.23E-4	0.083	0.013	1.6E-6	0.751	1.84E-4	55900
imperial	0.004	0.006	0.999	1E-5	0.003	8.16E-5	1.53E-6	0.757	1.86E-4	52175
parkdiamon...	0.003	0.005	0.999	1.67E-4	0.058	0.007	1.19E-6	0.762	1.87E-4	49281
fairfield	0.003	0.005	0.999	4.86E-4	0.170	0.037	1.17E-6	0.767	1.88E-4	46427
canon2fd45...	0.003	0.005	0.999	3E-6	0.001	1.88E-5	1.15E-6	0.771	1.89E-4	43623
keadeen	0.003	0.004	0.999	6.8E-5	0.026	0.002	1.08E-6	0.776	1.9E-4	40987
SHORTSLD	0.002	0.004	0.998	4.67E-4	0.192	0.042	9.98E-7	0.780	1.91E-4	38551
hitman	0.002	0.004	0.998	2.39E-4	0.110	0.019	8.88E-7	0.784	1.92E-4	36385
miran	0.002	0.004	0.998	2.3E-5	0.011	5.5E-4	8.82E-7	0.787	1.93E-4	34233
kempistcp	0.002	0.004	0.998	1.3E-4	0.062	0.008	8.64E-7	0.791	1.94E-4	32124
s-akaby	0.002	0.003	0.998	3.2E-4	0.154	0.031	8.53E-7	0.794	1.95E-4	30043
atlantis	0.002	0.003	0.998	1E-6	4.86E-4	6.73E-6	8.43E-7	0.798	1.96E-4	27985
roial	0.002	0.003	0.998	1.18E-4	0.058	0.007	8.39E-7	0.801	1.96E-4	25938
INCATE	0.002	0.003	0.998	0.001	0.663	0.208	8.36E-7	0.804	1.97E-4	23898
thefrankli...	0.002	0.003	0.998	2.65E-4	0.133	0.025	8.18E-7	0.808	1.98E-4	21903
airport	0.002	0.003	0.998	7.4E-5	0.037	0.004	8.11E-7	0.811	1.99E-4	19923
server	0.002	0.003	0.998	3.28E-4	0.176	0.038	7.66E-7	0.814	2E-4	18055
promocao	0.002	0.003	0.998	6.07E-4	0.333	0.082	7.48E-7	0.817	2E-4	16230
cewr	0.002	0.003	0.998	4.42E-4	0.254	0.065	7.12E-7	0.820	2.01E-4	14493
atdomar	0.002	0.003	0.998	9E-6	0.005	2.02E-4	6.94E-7	0.823	2.02E-4	12800
asareh	0.002	0.003	0.998	1.31E-4	0.079	0.012	6.8E-7	0.826	2.02E-4	11140
serena	0.002	0.003	0.998	2.6E-5	0.016	0.001	6.68E-7	0.828	2.03E-4	9509
astir	0.002	0.003	0.998	7E-6	0.004	1.56E-4	6.61E-7	0.831	2.04E-4	7895

Table 2.399: Top 35 most significant SLDs for gTLD 'hotel'. The SLD list holds 84.438% of the entries found in the gTLD and 2.07E-4 of the total number of entries for the entire experiment. **count** represents the number of records found for the SLD (in parts per million). **sldDiv** is the raw count divided by the number of records of this gTLD dump file. **oR** is the ratio of raw count to the total number of records of the experiment.  $\phi$ -**sldDiv** represents the  $\phi$  percentile of sldDiv on the entire data-set. **a-srcDiv** is the cumulative srcDiv variable. **a-oR** is the cumulative oR.

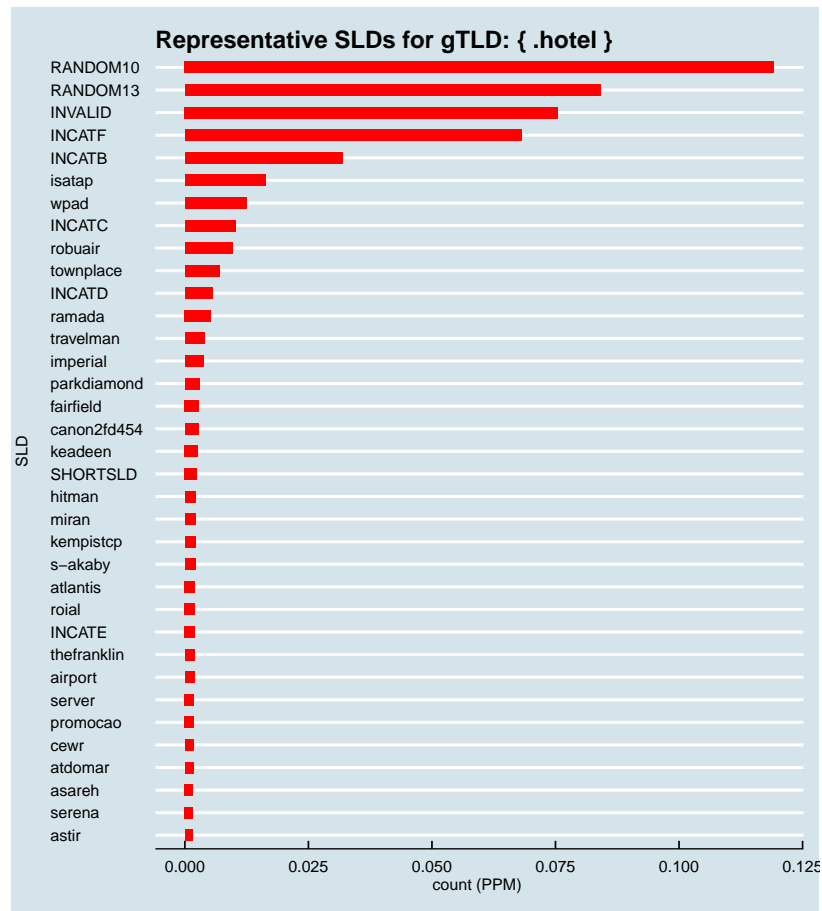


Figure 2.797: Representative SLDs for gTLD: { .hotel}. The *x* axis displays number of times (in parts per million) the corresponding SLD (*y* axis) was found in the gTLD.

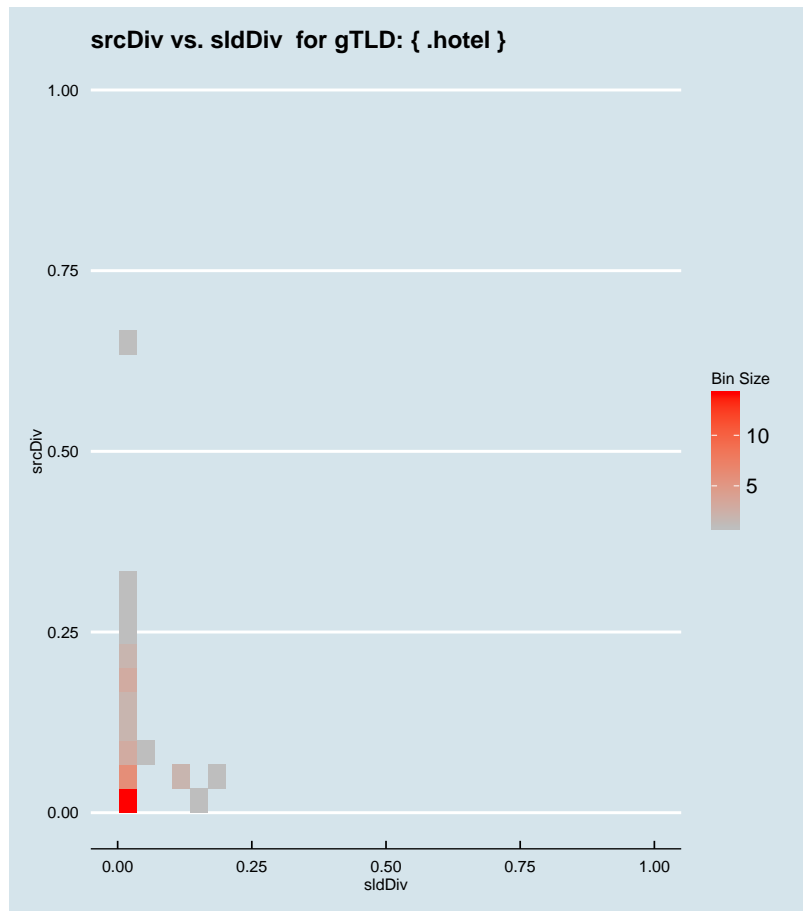


Figure 2.798: Binned scatter-plot of srcDiv and sldDiv for gTLD: {.hotel}.

### :: 2.558 Representative SLDs for gTLD: {.hoteles}

In this section, we collect representative SLDs related to gTLD: 'hoteles'. We found 3 unique SLDs after filtering. A total of 10275 records were considered representative and they are 86.352% of the gTLD dump. Since the total number of records for this gTLD is 10275, there are 0 non-representative records (NRep). In addition, this set comprises  $4.21E-6$  of the entire data-set. Table 2.400 shows the corresponding SLDs ordered by the level of importance. Figure 2.799 shows the record count (PPM) for each representative SLD. Figure 2.800 shows the binned scatter-plot of srcDiv and sldDiv.

► {.hoteles}  
 Total SLDs: 3  
 a-sldDiv: 86.352%  
 a-oR: 0.000%  
 NRep: 0

Individual SLD descriptors for gTLD: {hoteles}										
SLD	count	sldDiv	$\phi$ -sldDiv	ipcount	srcDiv	$\phi$ -srcDiv	oR	a-srcDiv	a-oR	rem
INVALID	0.004	0.377	1.000	9.9E-5	0.022	0.002	1.84E-6	0.377	1.84E-6	5795
pfox	0.003	0.248	1.000	1.47E-4	0.050	0.006	1.21E-6	0.625	3.05E-6	2841
INCATF	0.003	0.239	1.000	1.46E-4	0.051	0.006	1.16E-6	0.864	4.21E-6	0

Table 2.400: Top 3 most significant SLDs for gTLD 'hoteles'. The SLD list holds 86.352% of the entries found in the gTLD and 4.21E-6 of the total number of entries for the entire experiment. **count** represents the number of records found for the SLD (in parts per million). **sldDiv** is the raw count divided by the number of records of this gTLD dump file. **oR** is the ratio of raw count to the total number of records of the experiment.  **$\phi$ -sldDiv** represents the  $\phi$  percentile of sldDiv on the entire data-set. **a-srcDiv** is the cumulative srcDiv variable. **a-oR** is the cumulative oR.

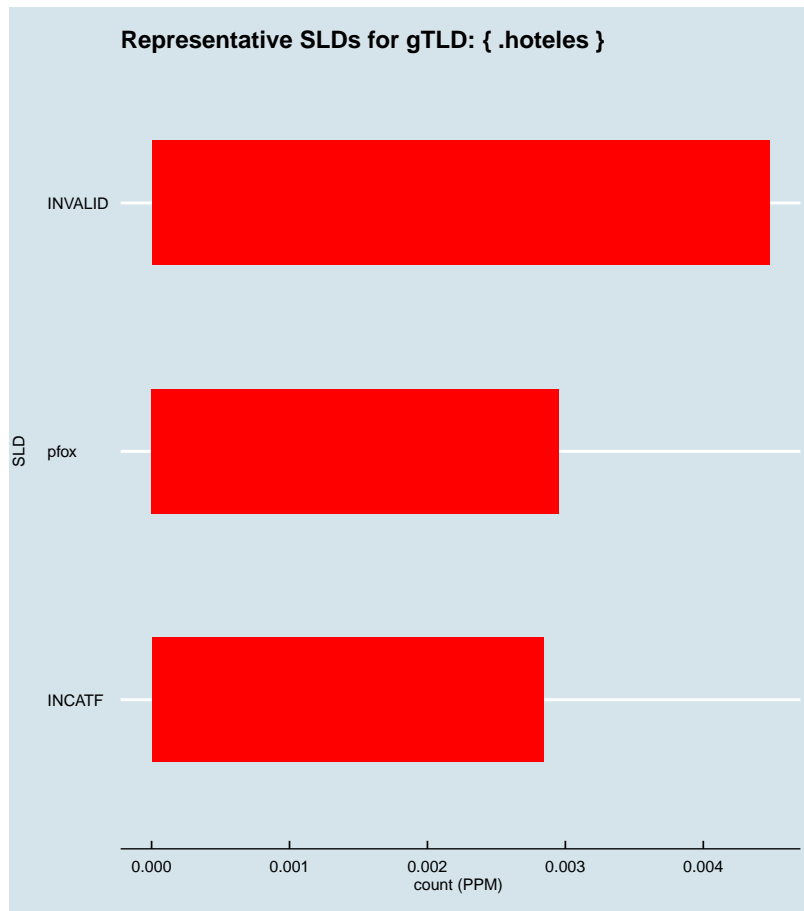


Figure 2.799: Representative SLDs for gTLD: { .hoteles}. The *x* axis displays number of times (in parts per million) the corresponding SLD (*y* axis) was found in the gTLD.



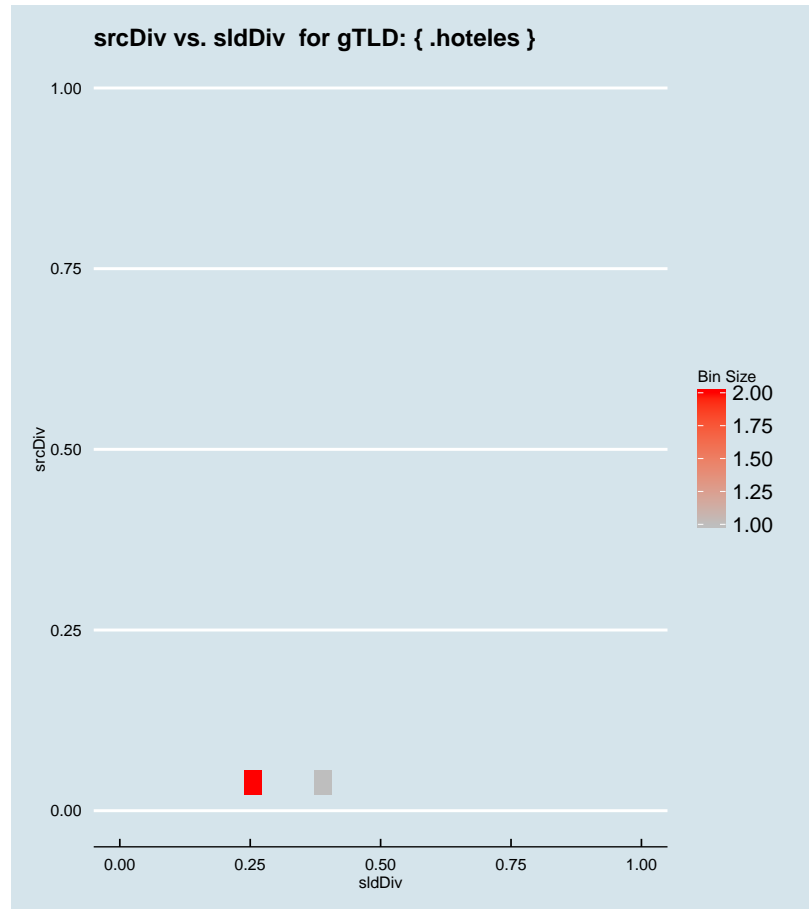


Figure 2.800: Binned scatter-plot of srcDiv and sldDiv for gTLD: { .hoteles}.

### :: 2.559 Representative SLDs for gTLD: { .hotels }

In this section, we collect representative SLDs related to gTLD: 'hotels'. We found 13 unique SLDs after filtering. A total of 69744 records were considered representative and they are 82.361% of the gTLD dump. Since the total number of records for this gTLD is 69744, there are 0 non-representative records (NRep). In addition, this set comprises 2.86E-5 of the entire data-set. Table 2.401 shows the corresponding SLDs ordered by the level of importance. Figure 2.801 shows the record count (PPM) for each representative SLD. Figure 2.802 shows the binned scatter-plot of srcDiv and sldDiv.

► { .hotels }  
Total SLDs: 13  
a-sldDiv: 82.361%  
a-oR: 0.003%  
NRep: 0

Individual SLD descriptors for gTLD: {hotels}										
SLD	count	sldDiv	$\phi$ -sldDiv	ipcount	srcDiv	$\phi$ -srcDiv	oR	a-srcDiv	a-oR	rem
RANDOM10	0.015	0.176	1.000	2.48E-4	0.017	0.001	6.12E-6	0.176	6.12E-6	54809
INCATF	0.012	0.140	1.000	0.001	0.110	0.019	4.87E-6	0.317	1.1E-5	42936
INVALID	0.009	0.109	1.000	3.29E-4	0.036	0.003	3.79E-6	0.426	1.48E-5	33691
RANDOM13	0.007	0.081	1.000	6.17E-4	0.090	0.014	2.82E-6	0.507	1.76E-5	26801
INCATC	0.007	0.077	1.000	5.36E-4	0.082	0.013	2.67E-6	0.584	2.03E-5	20276
baglioni	0.004	0.051	1.000	2.22E-4	0.051	0.006	1.77E-6	0.635	2.2E-5	15952
INCATD	0.003	0.039	1.000	2.41E-4	0.072	0.011	1.36E-6	0.674	2.34E-5	12627
INCATB	0.003	0.039	1.000	3.3E-4	0.099	0.016	1.36E-6	0.714	2.48E-5	9309
rhg	0.002	0.027	0.999	6.33E-4	0.278	0.070	9.32E-7	0.741	2.57E-5	7035
longhouse	0.002	0.026	0.999	3.51E-4	0.159	0.033	9.06E-7	0.767	2.66E-5	4824
hannover	0.002	0.025	0.999	4.9E-5	0.023	0.002	8.62E-7	0.791	2.75E-5	2721
isatap	0.001	0.016	0.999	4.68E-4	0.343	0.097	5.59E-7	0.808	2.8E-5	1356
INCATE	0.001	0.016	0.999	0.001	0.760	0.261	5.56E-7	0.824	2.86E-5	0

Table 2.401: Top 13 most significant SLDs for gTLD 'hotels'. The SLD list holds 82.361% of the entries found in the gTLD and 2.86E-5 of the total number of entries for the entire experiment. **count** represents the number of records found for the SLD (in parts per million). **sldDiv** is the raw count divided by the number of records of this gTLD dump file. **oR** is the ratio of raw count to the total number of records of the experiment.  $\phi$ -**sldDiv** represents the  $\phi$  percentile of sldDiv on the entire data-set. **a-srcDiv** is the cumulative srcDiv variable. **a-oR** is the cumulative oR.

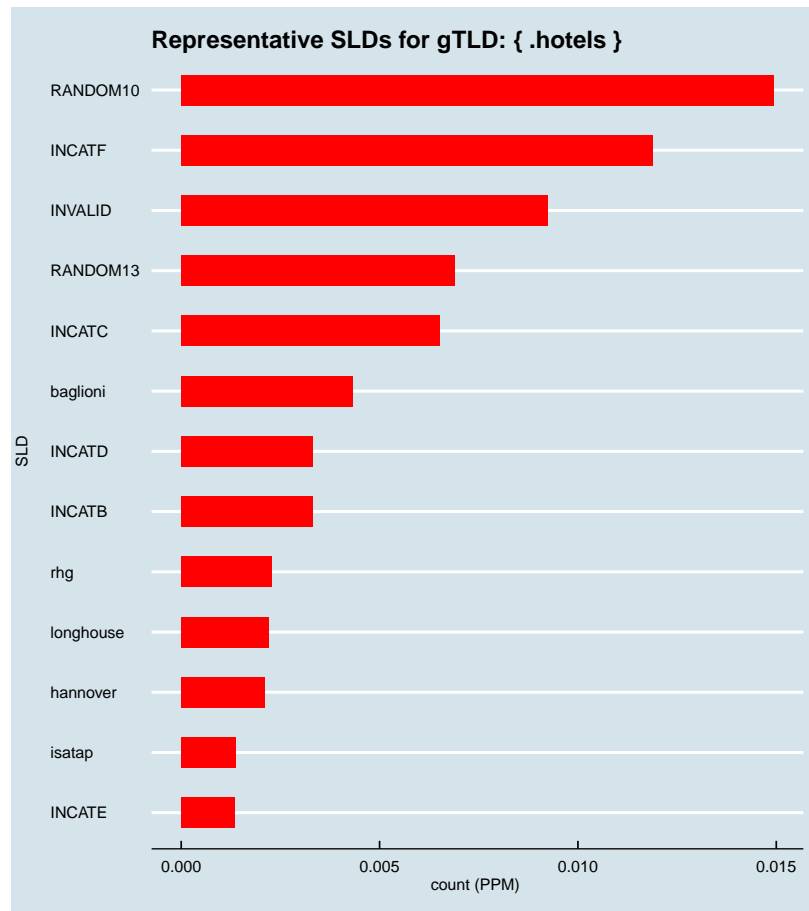


Figure 2.801: Representative SLDs for gTLD: { .hotels }. The  $x$  axis displays number of times (in parts per million) the corresponding SLD ( $y$  axis) was found in the gTLD.

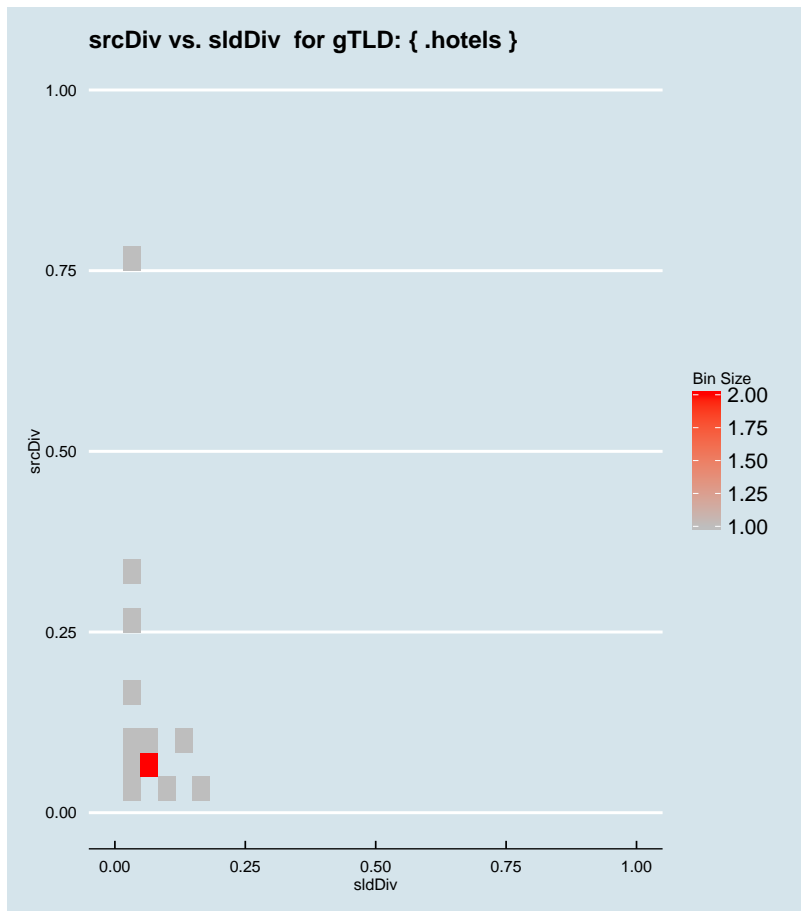


Figure 2.802: Binned scatter-plot of srcDiv and sldDiv for gTLD: { .hotels }.

### :: 2.560 Representative SLDs for gTLD: { .hotmail }

In this section, we collect representative SLDs related to gTLD: 'hotmail'. We found 23 unique SLDs after filtering. A total of 286940 records were considered representative and they are 84.796% of the gTLD dump. Since the total number of records for this gTLD is 286940, there are 0 non-representative records (NRep). In addition, this set comprises  $1.18E-4$  of the entire data-set. Table 2.402 shows the corresponding SLDs ordered by the level of importance. Figure 2.803 shows the record count (PPM) for each representative SLD. Figure 2.804 shows the binned scatter-plot of srcDiv and sldDiv.

► { .hotmail }  
 Total SLDs: 23  
 a-sldDiv: 84.796%  
 a-oR: 0.012%  
 NRep: 0

Individual SLD descriptors for gTLD: {.hotmail}										
SLD	count	sldDiv	$\phi$ -sldDiv	ipcount	srcDiv	$\phi$ -srcDiv	oR	a-srcDiv	a-oR	rem
INCATE	0.095	0.281	1.000	0.026	0.274	0.070	3.9E-5	0.281	3.9E-5	191731
SHORTSLD	0.065	0.191	1.000	0.009	0.147	0.030	2.65E-5	0.472	6.55E-5	127171
INCATC	0.021	0.063	1.000	0.007	0.319	0.081	8.73E-6	0.535	7.42E-5	105857
RANDOM13	0.016	0.048	1.000	0.001	0.069	0.010	6.67E-6	0.583	8.09E-5	89591
pop	0.011	0.034	1.000	0.002	0.152	0.031	4.69E-6	0.617	8.56E-5	78141
INVALID	0.010	0.030	1.000	0.002	0.215	0.050	4.19E-6	0.647	8.98E-5	67923
INCATB	0.009	0.027	0.999	0.003	0.312	0.079	3.7E-6	0.674	9.35E-5	58883
INCATI	0.008	0.024	0.999	0.002	0.275	0.070	3.36E-6	0.698	9.68E-5	50680
msn	0.005	0.016	0.999	0.002	0.425	0.117	2.19E-6	0.714	9.9E-5	45326
smtp	0.005	0.016	0.999	0.002	0.330	0.082	2.19E-6	0.730	1.01E-4	39992
sip	0.005	0.013	0.999	8.63E-4	0.190	0.042	1.86E-6	0.743	1.03E-4	35447
imap	0.004	0.013	0.999	8.1E-4	0.190	0.042	1.75E-6	0.756	1.05E-4	31186
sipinterna...	0.004	0.012	0.999	6.81E-4	0.167	0.034	1.68E-6	0.768	1.06E-4	27096
sipexterna...	0.004	0.012	0.999	6.67E-4	0.165	0.034	1.66E-6	0.780	1.08E-4	23053
mensagen	0.004	0.011	0.999	0.001	0.375	0.104	1.58E-6	0.791	1.1E-4	19206
blu-m	0.003	0.009	0.999	9.93E-4	0.315	0.080	1.29E-6	0.801	1.11E-4	16051
bay-m	0.003	0.009	0.999	0.001	0.349	0.097	1.28E-6	0.810	1.12E-4	12916
pop3	0.003	0.009	0.999	8.4E-4	0.279	0.070	1.24E-6	0.819	1.14E-4	9901
pamx1	0.002	0.006	0.999	2.91E-4	0.132	0.025	9E-7	0.825	1.14E-4	7704
dub-m	0.002	0.006	0.999	5.51E-4	0.266	0.067	8.49E-7	0.831	1.15E-4	5633
RANDOM10	0.002	0.006	0.999	5.99E-4	0.294	0.075	8.34E-7	0.837	1.16E-4	3598
snt-m	0.002	0.005	0.999	4.66E-4	0.255	0.066	7.49E-7	0.843	1.17E-4	1770
www	0.002	0.005	0.999	9.71E-4	0.549	0.183	7.25E-7	0.848	1.18E-4	0

Table 2.402: Top 23 most significant SLDs for gTLD 'hotmail'. The SLD list holds 84.796% of the entries found in the gTLD and 1.18E-4 of the total number of entries for the entire experiment. **count** represents the number of records found for the SLD (in parts per million). **sldDiv** is the raw count divided by the number of records of this gTLD dump file. **oR** is the ratio of raw count to the total number of records of the experiment.  **$\phi$ -sldDiv** represents the  $\phi$  percentile of sldDiv on the entire data-set. **a-srcDiv** is the cumulative srcDiv variable. **a-oR** is the cumulative oR.

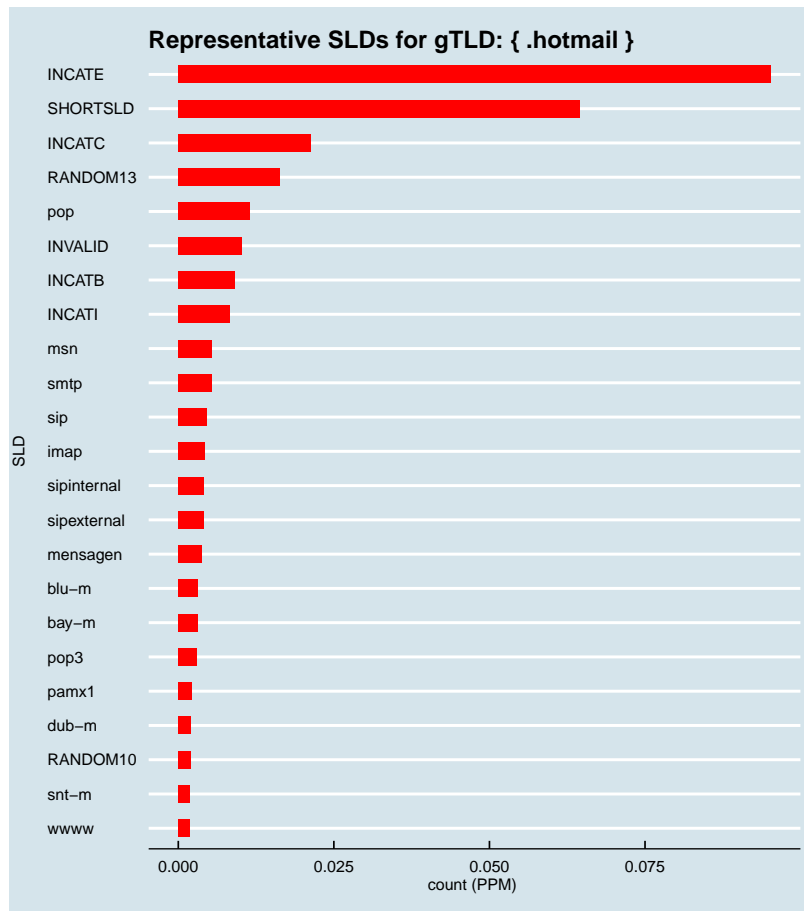


Figure 2.803: Representative SLDs for gTLD: { .hotmail }. The *x* axis displays number of times (in parts per million) the corresponding SLD (*y* axis) was found in the gTLD.

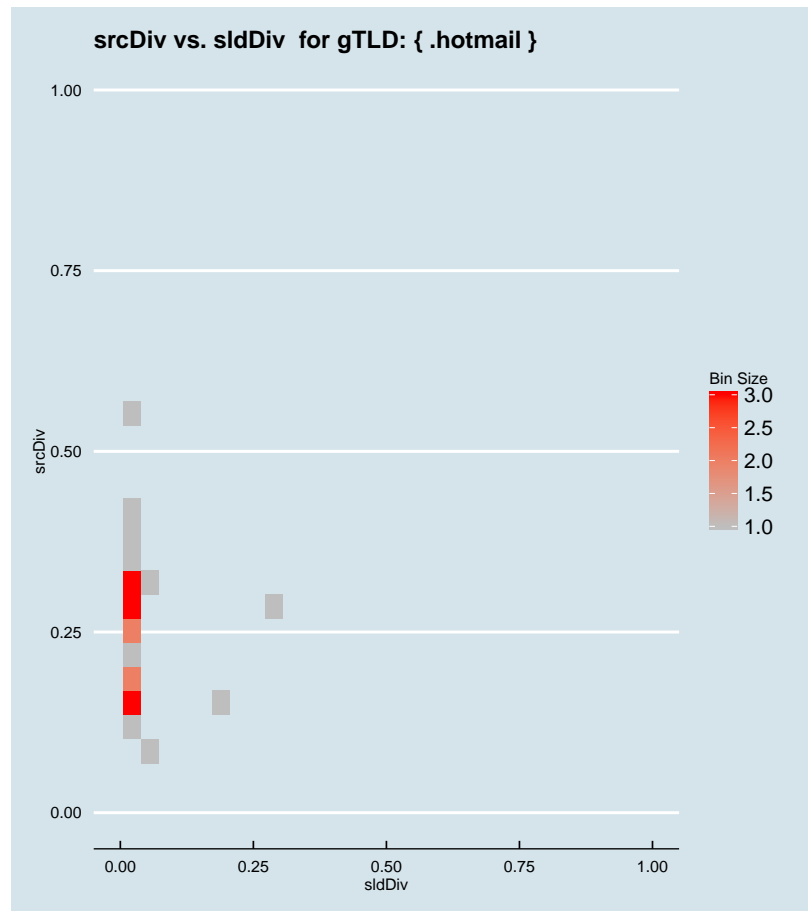


Figure 2.804: Binned scatter-plot of srcDiv and sldDiv for gTLD: { .hotmail }.

### :: 2.561 Representative SLDs for gTLD: { .house }

In this section, we collect representative SLDs related to gTLD: 'house'. We found 24 unique SLDs after filtering. A total of 617704 records were considered representative and they are 86.144% of the gTLD dump. Since the total number of records for this gTLD is 617704, there are 0 non-representative records (NRep). In addition, this set comprises  $2.53E-4$  of the entire data-set. Table 2.403 shows the corresponding SLDs ordered by the level of importance. Figure 2.805 shows the record count (PPM) for each representative SLD. Figure 2.806 shows the binned scatter-plot of srcDiv and sldDiv.

► { .house }  
Total SLDs: 24  
a-sldDiv: 86.144%  
a-oR: 0.025%  
NRep: 0

Individual SLD descriptors for gTLD: {house}										
SLD	count	sldDiv	$\phi$ -sldDiv	ipcount	srcDiv	$\phi$ -srcDiv	oR	a-srcDiv	a-oR	rem
INVALID	0.192	0.268	1.000	0.008	0.041	0.004	7.89E-5	0.268	7.89E-5	425222
INCATB	0.180	0.251	1.000	0.006	0.034	0.003	7.38E-5	0.519	1.53E-4	245209
RANDOM10	0.061	0.085	1.000	0.005	0.077	0.012	2.49E-5	0.604	1.78E-4	184432
wpad	0.036	0.051	1.000	0.006	0.153	0.031	1.49E-5	0.655	1.92E-4	148059
isatap	0.028	0.039	1.000	0.005	0.182	0.040	1.15E-5	0.694	2.04E-4	119915
RANDOM13	0.025	0.035	1.000	0.001	0.044	0.005	1.04E-5	0.730	2.14E-4	94533
INCATD	0.020	0.028	0.999	7.43E-4	0.037	0.004	8.25E-6	0.758	2.23E-4	74401
INCATF	0.019	0.026	0.999	0.001	0.060	0.008	7.76E-6	0.784	2.3E-4	55471
INCATC	0.017	0.024	0.999	0.004	0.226	0.053	7.11E-6	0.808	2.38E-4	38120
SHORTSLD	0.004	0.006	0.999	0.002	0.423	0.117	1.83E-6	0.814	2.39E-4	33666
this	0.004	0.006	0.999	3.8E-5	0.009	4.07E-4	1.8E-6	0.821	2.41E-4	29267
armstrong	0.004	0.006	0.999	6.9E-5	0.017	0.001	1.7E-6	0.826	2.43E-4	25111
your	0.004	0.005	0.999	0.002	0.531	0.180	1.5E-6	0.832	2.44E-4	21448
main	0.003	0.005	0.999	8.7E-5	0.025	0.002	1.43E-6	0.836	2.46E-4	17968
goodbrod	0.003	0.004	0.998	2.4E-5	0.008	3.91E-4	1.17E-6	0.840	2.47E-4	15118
our	0.003	0.004	0.998	1.44E-4	0.056	0.007	1.05E-6	0.844	2.48E-4	12560
hubie	0.002	0.003	0.998	4.9E-5	0.022	0.002	9.17E-7	0.847	2.49E-4	10323
wireless	0.002	0.002	0.998	3.1E-5	0.019	0.001	6.81E-7	0.849	2.5E-4	8662
INCATE	0.002	0.002	0.998	0.001	0.775	0.263	6.63E-7	0.852	2.5E-4	7043
bibbs	0.002	0.002	0.998	8.7E-5	0.054	0.007	6.58E-7	0.854	2.51E-4	5438
housepc	0.001	0.002	0.998	8.6E-5	0.059	0.008	5.97E-7	0.856	2.52E-4	3980
goat	0.001	0.002	0.998	3.63E-4	0.255	0.066	5.83E-7	0.858	2.52E-4	2558
phikappaps...	0.001	0.002	0.998	5.7E-5	0.043	0.005	5.39E-7	0.860	2.53E-4	1242
bigg	0.001	0.002	0.997	1.1E-4	0.089	0.014	5.09E-7	0.861	2.53E-4	0

Table 2.403: Top 24 most significant SLDs for gTLD 'house'. The SLD list holds 86.144% of the entries found in the gTLD and 2.53E-4 of the total number of entries for the entire experiment. **count** represents the number of records found for the SLD (in parts per million). **sldDiv** is the raw count divided by the number of records of this gTLD dump file. **oR** is the ratio of raw count to the total number of records of the experiment.  **$\phi$ -sldDiv** represents the  $\phi$  percentile of sldDiv on the entire data-set. **a-srcDiv** is the cumulative srcDiv variable. **a-oR** is the cumulative oR.



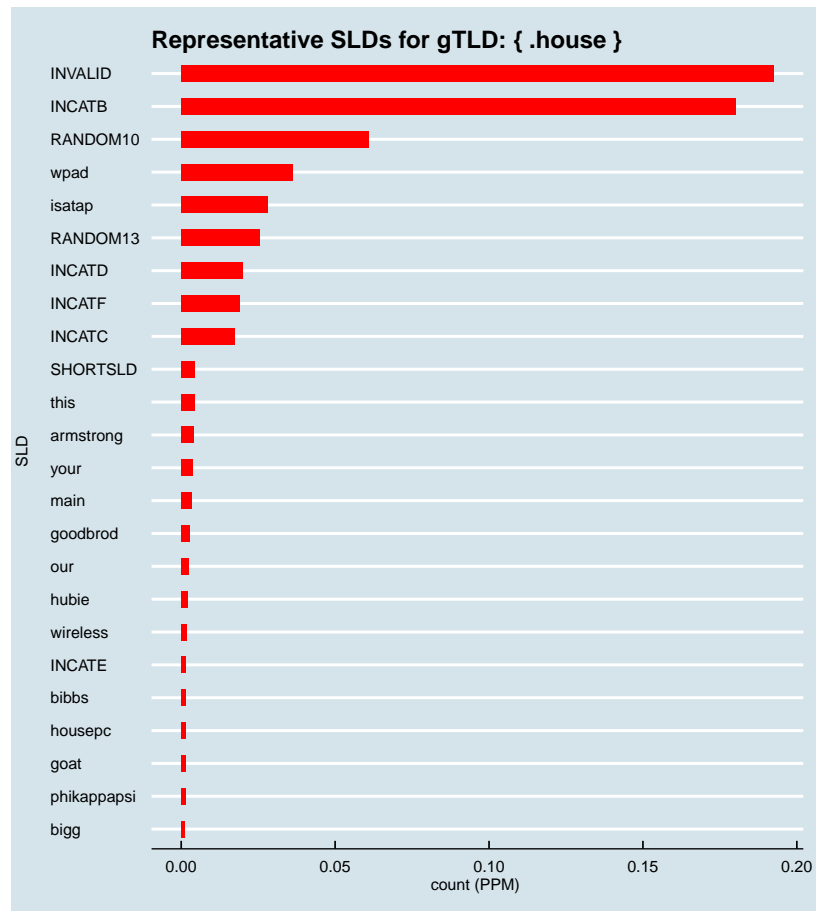


Figure 2.805: Representative SLDs for gTLD: { .house }. The  $x$  axis displays number of times (in parts per million) the corresponding SLD ( $y$  axis) was found in the gTLD.

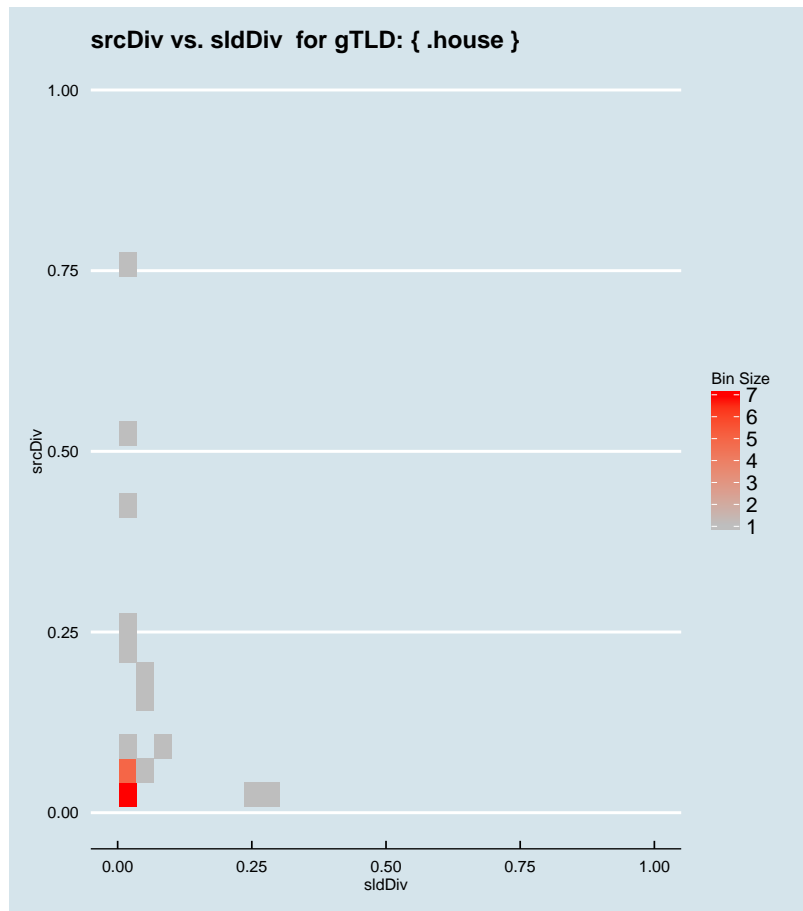


Figure 2.806: Binned scatter-plot of srcDiv and sldDiv for gTLD: {.house}.

### :: 2.562 Representative SLDs for gTLD: {.how}

In this section, we collect representative SLDs related to gTLD: 'how'. We found 7 unique SLDs after filtering. A total of 28891 records were considered representative and they are 50.833% of the gTLD dump. Since the total number of records for this gTLD is 28891, there are 0 non-representative records (NRep). In addition, this set comprises  $1.18E-5$  of the entire data-set. Table 2.404 shows the corresponding SLDs ordered by the level of importance. Figure 2.807 shows the record count (PPM) for each representative SLD. Figure 2.808 shows the binned scatter-plot of srcDiv and sldDiv.

► {.how}  
 Total SLDs: 7  
 a-sldDiv: 50.833%  
 a-oR: 0.001%  
 NRep: 0

Individual SLD descriptors for gTLD: {how}										
SLD	count	sldDiv	$\phi$ -sldDiv	ipcount	srcDiv	$\phi$ -srcDiv	oR	a-srcDiv	a-oR	rem
INCATB	0.012	0.218	1.000	0.004	0.287	0.074	5.08E-6	0.218	5.08E-6	16496
tlc	0.004	0.074	1.000	0.002	0.589	0.192	1.73E-6	0.292	6.81E-6	12276
RANDOM13	0.003	0.056	1.000	5.17E-4	0.163	0.033	1.3E-6	0.348	8.11E-6	9097
INCATC	0.003	0.048	1.000	0.002	0.572	0.190	1.11E-6	0.396	9.22E-6	6391
INCATE	0.002	0.038	1.000	0.002	0.739	0.244	8.91E-7	0.434	1.01E-5	4218
SHORTSLD	0.002	0.038	1.000	0.001	0.592	0.192	8.81E-7	0.472	1.1E-5	2067
INVALID	0.002	0.036	1.000	4.96E-4	0.240	0.056	8.47E-7	0.508	1.18E-5	0

Table 2.404: Top 7 most significant SLDs for gTLD 'how'. The SLD list holds 50.833% of the entries found in the gTLD and 1.18E-5 of the total number of entries for the entire experiment. **count** represents the number of records found for the SLD (in parts per million). **sldDiv** is the raw count divided by the number of records of this gTLD dump file. **oR** is the ratio of raw count to the total number of records of the experiment.  $\phi$ -**sldDiv** represents the  $\phi$  percentile of sldDiv on the entire data-set. **a-srcDiv** is the cumulative srcDiv variable. **a-oR** is the cumulative oR.

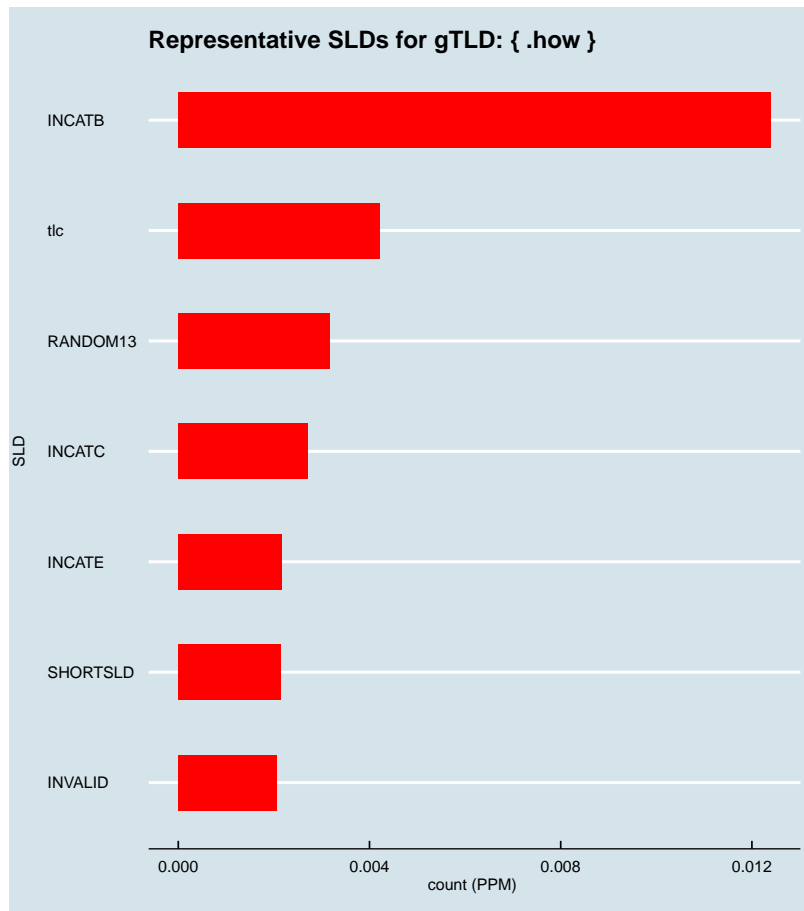


Figure 2.807: Representative SLDs for gTLD: { .how }. The x axis displays number of times (in parts per million) the corresponding SLD (y axis) was found in the gTLD.

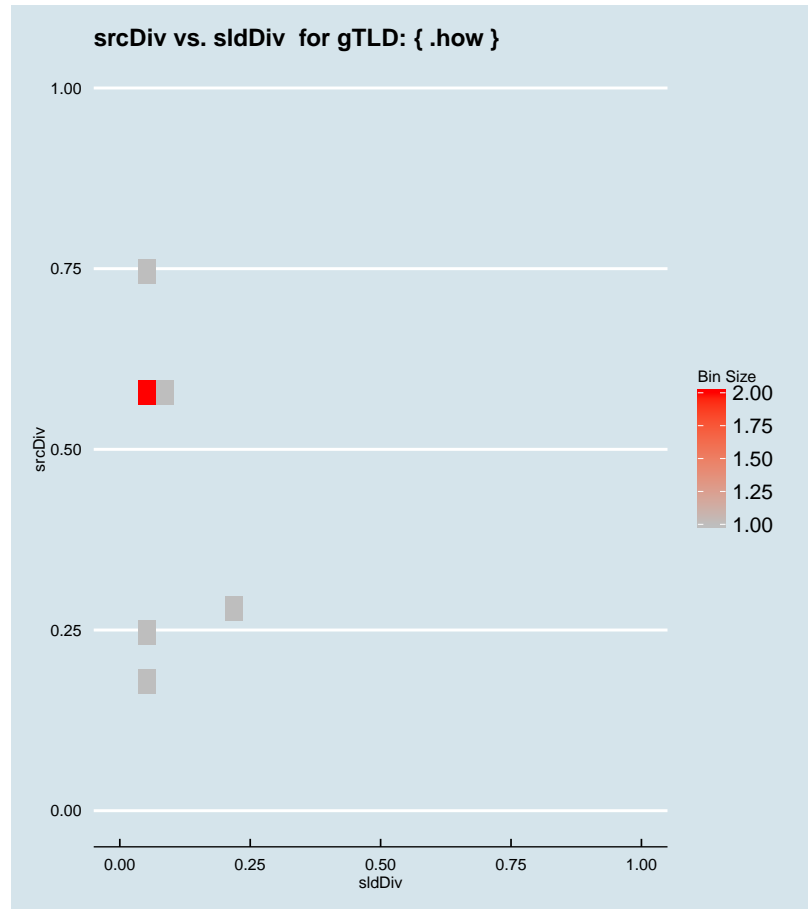


Figure 2.808: Binned scatter-plot of srcDiv and sldDiv for gTLD: { .how }.

### :: 2.563 Representative SLDs for gTLD: { .hsbc }

In this section, we collect representative SLDs related to gTLD: 'hsbc'. We found 16 unique SLDs after filtering. A total of 9021068 records were considered representative and they are 99.920% of the gTLD dump. Since the total number of records for this gTLD is 9021068, there are 0 non-representative records (NRep). In addition, this set comprises 0.004 of the entire data-set. Table 2.405 shows the corresponding SLDs ordered by the level of importance. Figure 2.809 shows the record count (PPM) for each representative SLD. Figure 2.810 shows the binned scatter-plot of srcDiv and sldDiv.

► { .hsbc }  
Total SLDs: 16  
a-sldDiv: 99.920%  
a-oR: 0.370%  
NRep: 0

Individual SLD descriptors for gTLD: {hsbc}										
SLD	count	sldDiv	$\phi$ -sldDiv	ipcount	srcDiv	$\phi$ -srcDiv	oR	a-srcDiv	a-oR	rem
INCATB	3.411	0.378	1.000	0.031	0.009	4.29E-4	0.001	0.378	0.001	5610081
adroot	3.050	0.338	1.000	0.024	0.008	3.48E-4	0.001	0.716	0.003	2560276
INCATD	1.435	0.159	1.000	0.015	0.010	5.2E-4	5.88E-4	0.875	0.003	1124909
INCATF	0.541	0.060	1.000	0.018	0.033	0.003	2.22E-4	0.935	0.003	583468
RANDOM13	0.264	0.029	0.999	0.006	0.023	0.002	1.08E-4	0.964	0.004	319190
hibm	0.137	0.015	0.999	0.004	0.030	0.003	5.6E-5	0.979	0.004	182512
INCATC	0.074	0.008	0.999	0.009	0.124	0.023	3.05E-5	0.987	0.004	108024
ghq	0.031	0.003	0.998	0.006	0.178	0.039	1.27E-5	0.991	0.004	77024
asiapacifi...	0.028	0.003	0.998	0.002	0.088	0.014	1.15E-5	0.994	0.004	48970
RANDOM10	0.015	0.002	0.997	0.001	0.083	0.013	6.25E-6	0.995	0.004	33720
INVALID	0.015	0.002	0.997	0.002	0.123	0.022	6E-6	0.997	0.004	19089
INCATE	0.008	9.28E-4	0.996	0.004	0.456	0.125	3.43E-6	0.998	0.004	10709
dotcom	0.004	3.93E-4	0.993	0.002	0.528	0.179	1.46E-6	0.998	0.004	7158
chan	0.003	3.22E-4	0.992	7.6E-5	0.026	0.002	1.19E-6	0.999	0.004	4252
cak	0.003	3.08E-4	0.992	2.11E-4	0.076	0.011	1.14E-6	0.999	0.004	1475
SHORTSLD	0.001	1.63E-4	0.987	3.56E-4	0.241	0.057	6.04E-7	0.999	0.004	0

Table 2.405: Top 16 most significant SLDs for gTLD 'hsbc'. The SLD list holds 99.920% of the entries found in the gTLD and 0.004 of the total number of entries for the entire experiment. **count** represents the number of records found for the SLD (in parts per million). **sldDiv** is the raw count divided by the number of records of this gTLD dump file. **oR** is the ratio of raw count to the total number of records of the experiment.  **$\phi$ -sldDiv** represents the  $\phi$  percentile of sldDiv on the entire data-set. **a-srcDiv** is the cumulative srcDiv variable. **a-oR** is the cumulative oR.

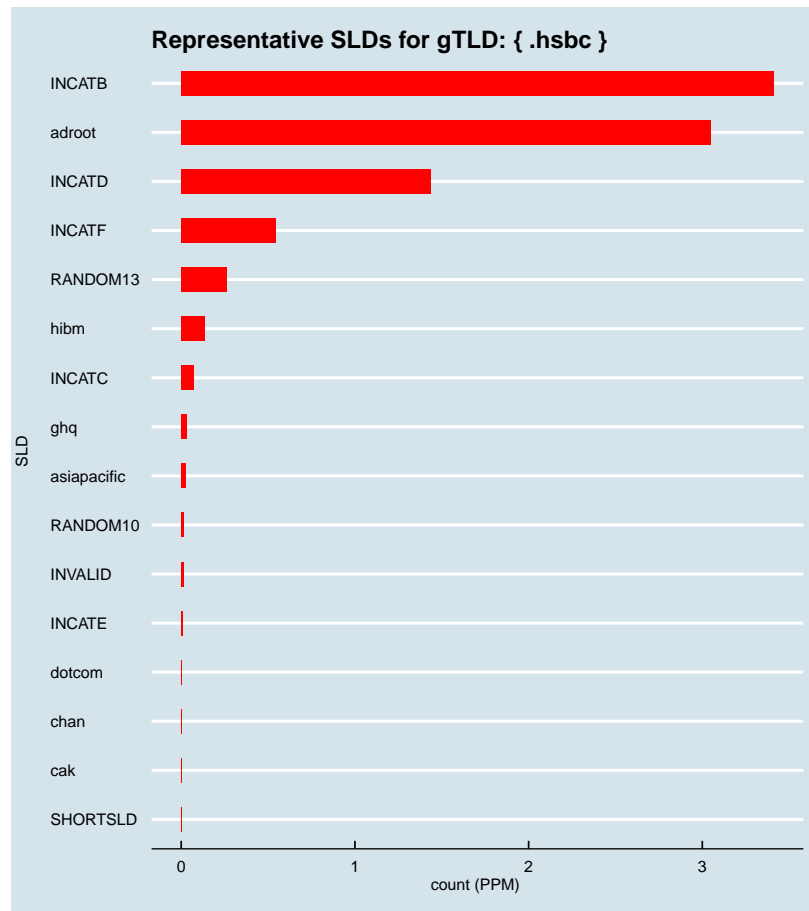


Figure 2.809: Representative SLDs for gTLD: { .hsbc }. The  $x$  axis displays number of times (in parts per million) the corresponding SLD ( $y$  axis) was found in the gTLD.

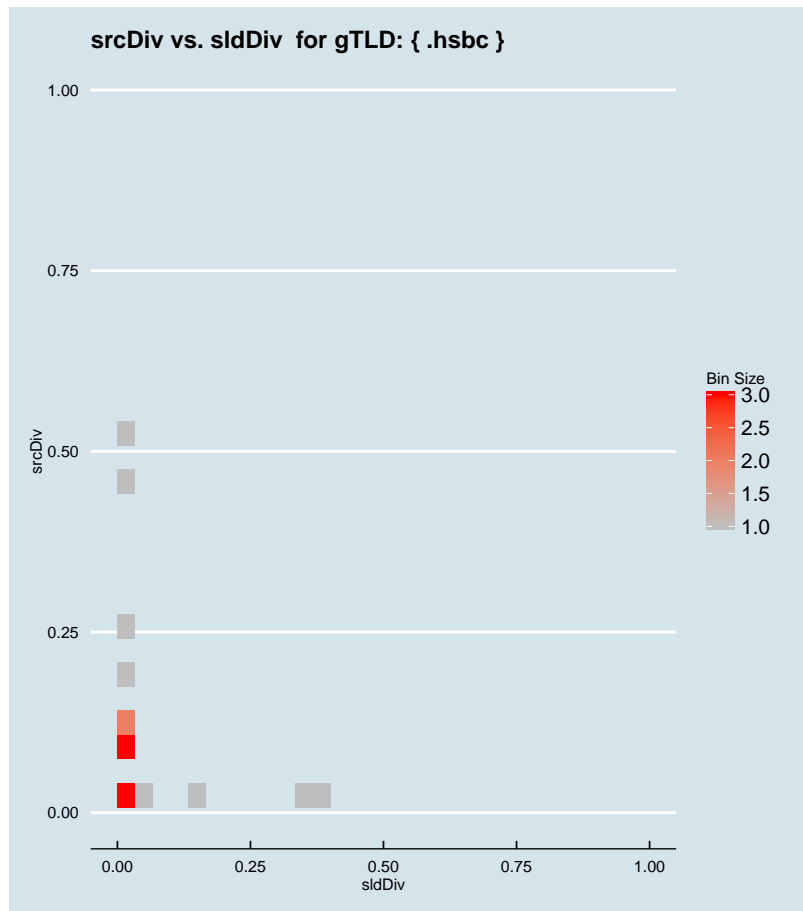


Figure 2.810: Binned scatter-plot of srcDiv and sldDiv for gTLD: { .hsbc }.

### :: 2.564 Representative SLDs for gTLD: { .htc }

In this section, we collect representative SLDs related to gTLD: 'htc'. We found 10 unique SLDs after filtering. A total of 69166 records were considered representative and they are 82.020% of the gTLD dump. Since the total number of records for this gTLD is 69166, there are 0 non-representative records (NRep). In addition, this set comprises  $2.83E-5$  of the entire data-set. Table 2.406 shows the corresponding SLDs ordered by the level of importance. Figure 2.811 shows the record count (PPM) for each representative SLD. Figure 2.812 shows the binned scatter-plot of srcDiv and sldDiv.

► { .htc }  
 Total SLDs: 10  
 a-sldDiv: 82.020%  
 a-oR: 0.003%  
 NRep: 0



Individual SLD descriptors for gTLD: {htc}										
SLD	count	sldDiv	$\phi$ -sldDiv	ipcount	srcDiv	$\phi$ -srcDiv	oR	a-srcDiv	a-oR	rem
SHORTSLD	0.032	0.384	1.000	5E-4	0.015	9.83E-4	1.33E-5	0.384	1.33E-5	36782
RANDOM13	0.012	0.144	1.000	5.13E-4	0.042	0.005	4.99E-6	0.528	1.83E-5	24607
INVALID	0.006	0.068	1.000	0.001	0.192	0.042	2.34E-6	0.596	2.06E-5	18885
INCATB	0.006	0.067	1.000	7.91E-4	0.139	0.027	2.33E-6	0.664	2.29E-5	13196
INCATF	0.004	0.051	1.000	2.52E-4	0.058	0.007	1.78E-6	0.715	2.47E-5	8860
RANDOM10	0.002	0.030	1.000	5.77E-4	0.232	0.055	1.02E-6	0.745	2.57E-5	6369
INCATE	0.002	0.024	0.999	0.002	0.768	0.262	8.13E-7	0.768	2.65E-5	4386
INCATC	0.002	0.023	0.999	6.28E-4	0.328	0.082	7.85E-7	0.791	2.73E-5	2470
wpad	0.001	0.015	0.999	5.02E-4	0.400	0.114	5.14E-7	0.806	2.78E-5	1216
isatap	0.001	0.014	0.999	4.77E-4	0.392	0.107	4.98E-7	0.820	2.83E-5	0

Table 2.406: Top 10 most significant SLDs for gTLD 'htc'. The SLD list holds 82.020% of the entries found in the gTLD and 2.83E-5 of the total number of entries for the entire experiment. **count** represents the number of records found for the SLD (in parts per million). **sldDiv** is the raw count divided by the number of records of this gTLD dump file. **oR** is the ratio of raw count to the total number of records of the experiment.  **$\phi$ -sldDiv** represents the  $\phi$  percentile of sldDiv on the entire data-set. **a-srcDiv** is the cumulative srcDiv variable. **a-oR** is the cumulative oR.

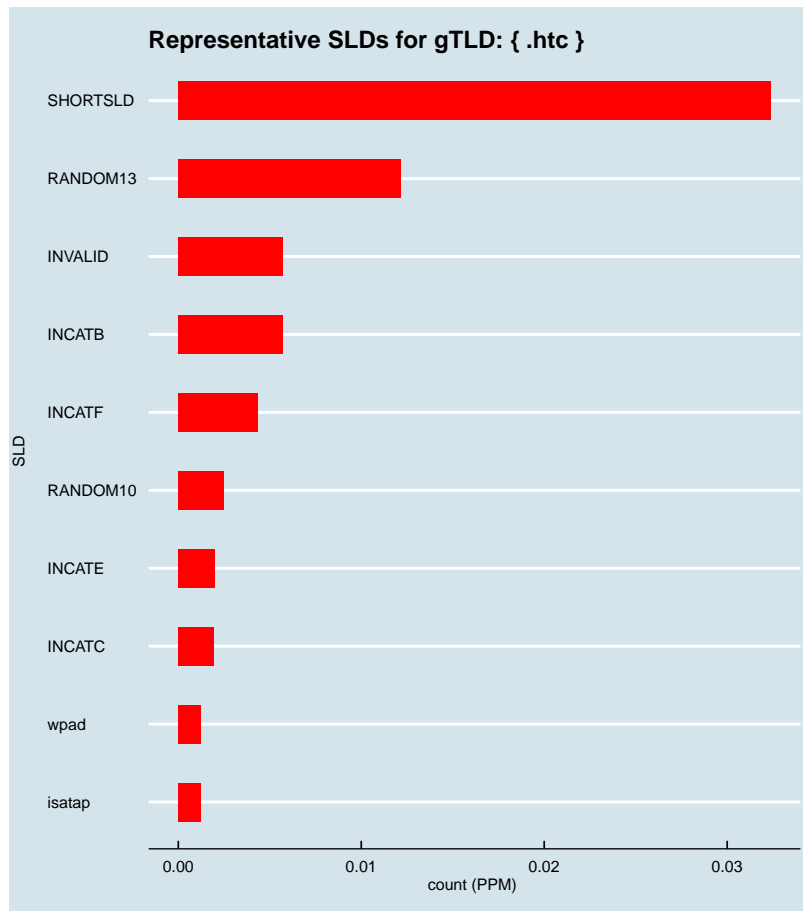


Figure 2.811: Representative SLDs for gTLD: { .htc }. The x axis displays number of times (in parts per million) the corresponding SLD (y axis) was found in the gTLD.

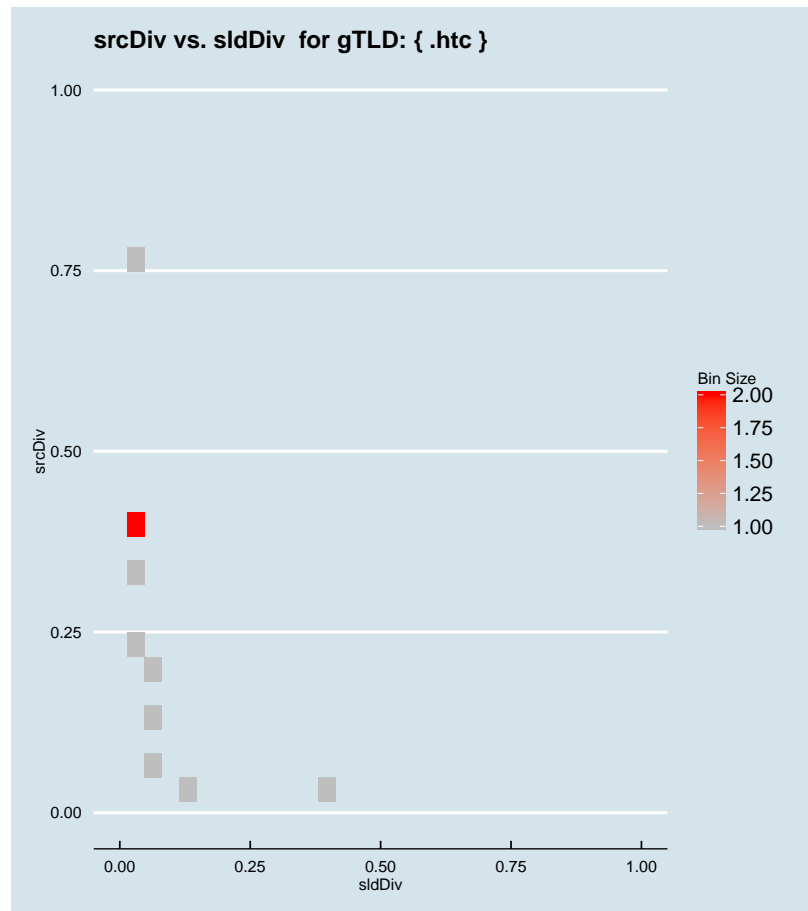


Figure 2.812: Binned scatter-plot of srcDiv and sldDiv for gTLD: { .htc}.

### :: 2.565 Representative SLDs for gTLD: { .hughes }

In this section, we collect representative SLDs related to gTLD: 'hughes'. We found 8 unique SLDs after filtering. A total of 76390 records were considered representative and they are 79.459% of the gTLD dump. Since the total number of records for this gTLD is 76390, there are 0 non-representative records (NRep). In addition, this set comprises  $3.13E-5$  of the entire data-set. Table 2.407 shows the corresponding SLDs ordered by the level of importance. Figure 2.813 shows the record count (PPM) for each representative SLD. Figure 2.814 shows the binned scatter-plot of srcDiv and sldDiv.

► { .hughes }  
Total SLDs: 8  
a-sldDiv: 79.459%  
a-oR: 0.003%  
NRep: 0

Individual SLD descriptors for gTLD: {.hughes}										
SLD	count	sldDiv	$\phi$ -sldDiv	ipcount	srcDiv	$\phi$ -srcDiv	oR	a-srcDiv	a-oR	rem
RANDOM10	0.030	0.312	1.000	5.28E-4	0.018	0.001	1.23E-5	0.312	1.23E-5	46413
INCATB	0.018	0.187	1.000	5.04E-4	0.028	0.002	7.36E-6	0.499	1.96E-5	28444
INVALID	0.014	0.145	1.000	8.07E-4	0.058	0.007	5.7E-6	0.643	2.53E-5	14532
isatap	0.005	0.049	1.000	0.001	0.261	0.067	1.92E-6	0.692	2.73E-5	9857
wpad	0.004	0.040	1.000	9.29E-4	0.242	0.057	1.57E-6	0.732	2.88E-5	6015
RANDOM13	0.002	0.024	0.999	2.16E-4	0.093	0.015	9.48E-7	0.756	2.98E-5	3701
INCATI	0.002	0.024	0.999	3.6E-5	0.016	0.001	9.39E-7	0.780	3.07E-5	1409
INCATF	0.001	0.015	0.999	3.5E-5	0.025	0.002	5.77E-7	0.795	3.13E-5	0

Table 2.407: Top 8 most significant SLDs for gTLD 'hughes'. The SLD list holds 79.459% of the entries found in the gTLD and 3.13E-5 of the total number of entries for the entire experiment. **count** represents the number of records found for the SLD (in parts per million). **sldDiv** is the raw count divided by the number of records of this gTLD dump file. **oR** is the ratio of raw count to the total number of records of the experiment.  $\phi$ -**sldDiv** represents the  $\phi$  percentile of sldDiv on the entire data-set. **a-srcDiv** is the cumulative srcDiv variable. **a-oR** is the cumulative oR.

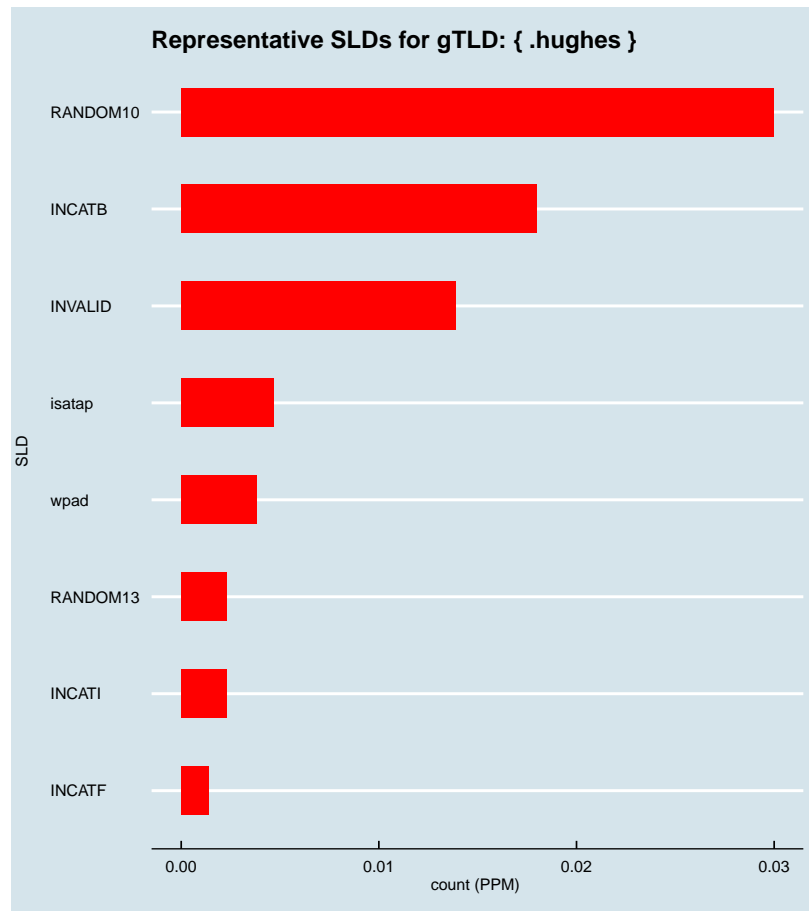


Figure 2.813: Representative SLDs for gTLD: { .hughes }. The  $x$  axis displays number of times (in parts per million) the corresponding SLD ( $y$  axis) was found in the gTLD.

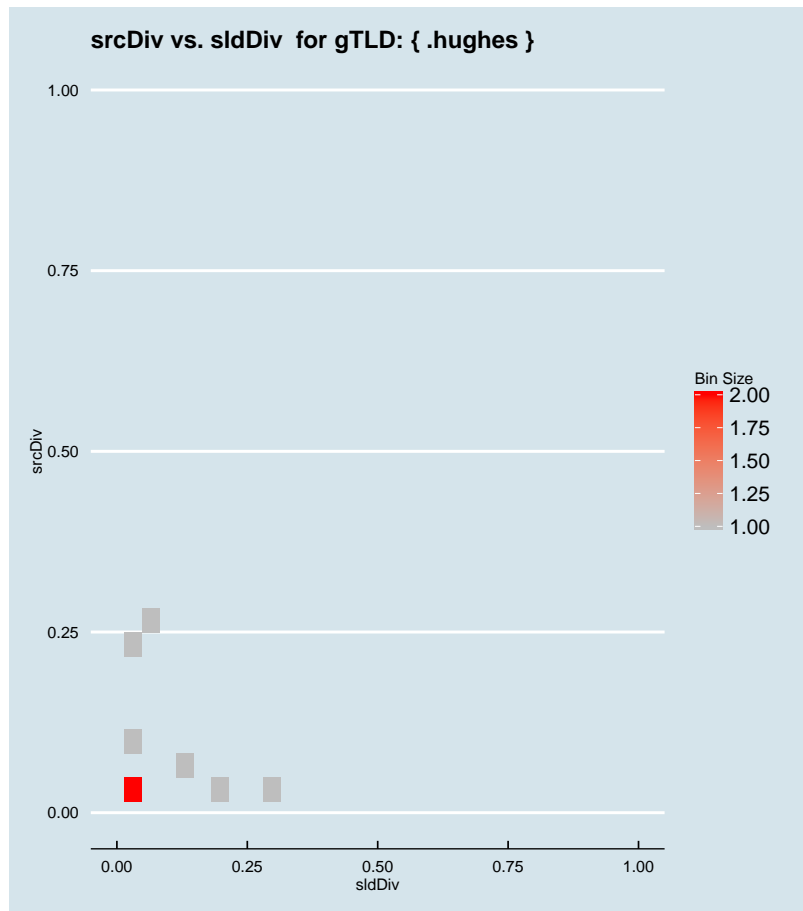


Figure 2.814: Binned scatter-plot of srcDiv and sldDiv for gTLD: { .hughes }.

### :: 2.566 Representative SLDs for gTLD: { .hyatt }

In this section, we collect representative SLDs related to gTLD: 'hyatt'. We found 5 unique SLDs after filtering. A total of 7738 records were considered representative and they are 45.467% of the gTLD dump. Since the total number of records for this gTLD is 7738, there are 0 non-representative records (NRep). In addition, this set comprises  $3.17E-6$  of the entire data-set. Table 2.408 shows the corresponding SLDs ordered by the level of importance. Figure 2.815 shows the record count (PPM) for each representative SLD. Figure 2.816 shows the binned scatter-plot of srcDiv and sldDiv.

► { .hyatt }  
 Total SLDs: 5  
 a-sldDiv: 45.467%  
 a-oR: 0.000%  
 NRep: 0

Individual SLD descriptors for gTLD: {hyatt}										
SLD	count	sldDiv	$\phi$ -sldDiv	ipcount	srcDiv	$\phi$ -srcDiv	oR	a-srcDiv	a-oR	rem
RANDOM10	0.002	0.099	1.000	2.96E-4	0.175	0.038	6.91E-7	0.099	6.91E-7	6051
INCATB	0.002	0.097	1.000	2.81E-4	0.171	0.037	6.75E-7	0.196	1.37E-6	4403
RANDOM13	0.002	0.093	1.000	1.97E-4	0.124	0.023	6.5E-7	0.289	2.02E-6	2816
INVALID	0.001	0.087	1.000	3.02E-4	0.204	0.048	6.07E-7	0.376	2.62E-6	1336
isatap	0.001	0.079	1.000	5.37E-4	0.402	0.114	5.48E-7	0.455	3.17E-6	0

Table 2.408: Top 5 most significant SLDs for gTLD 'hyatt'. The SLD list holds 45.467% of the entries found in the gTLD and 3.17E-6 of the total number of entries for the entire experiment. **count** represents the number of records found for the SLD (in parts per million). **sldDiv** is the raw count divided by the number of records of this gTLD dump file. **oR** is the ratio of raw count to the total number of records of the experiment.  **$\phi$ -sldDiv** represents the  $\phi$  percentile of sldDiv on the entire data-set. **a-srcDiv** is the cumulative srcDiv variable. **a-oR** is the cumulative oR.

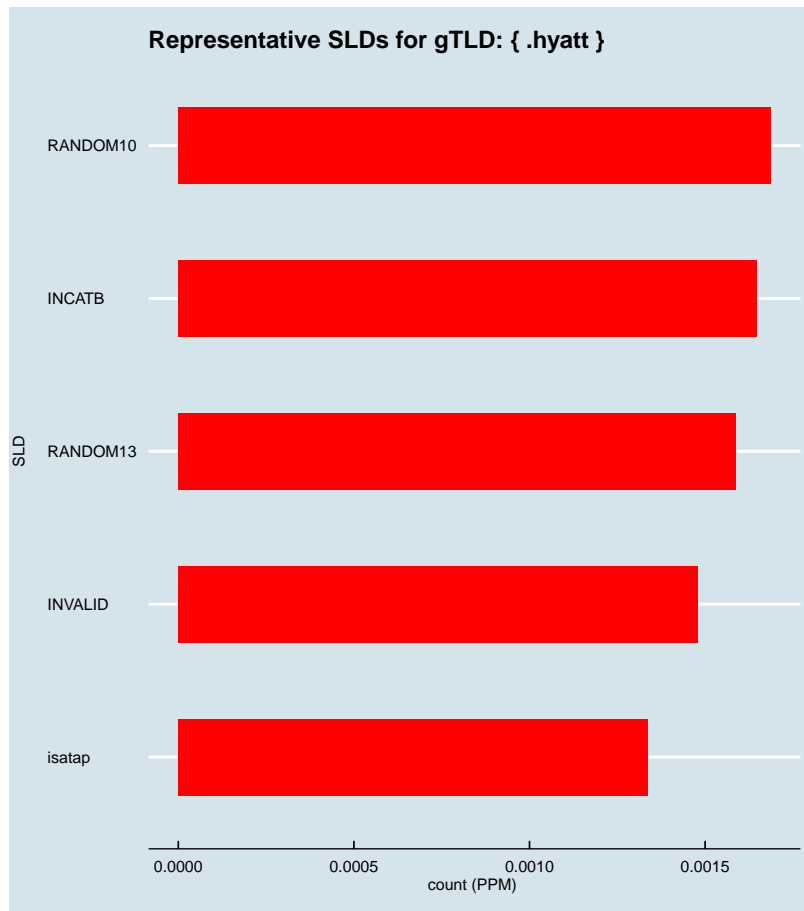


Figure 2.815: Representative SLDs for gTLD: { .hyatt}. The *x* axis displays number of times (in parts per million) the corresponding SLD (*y* axis) was found in the gTLD.



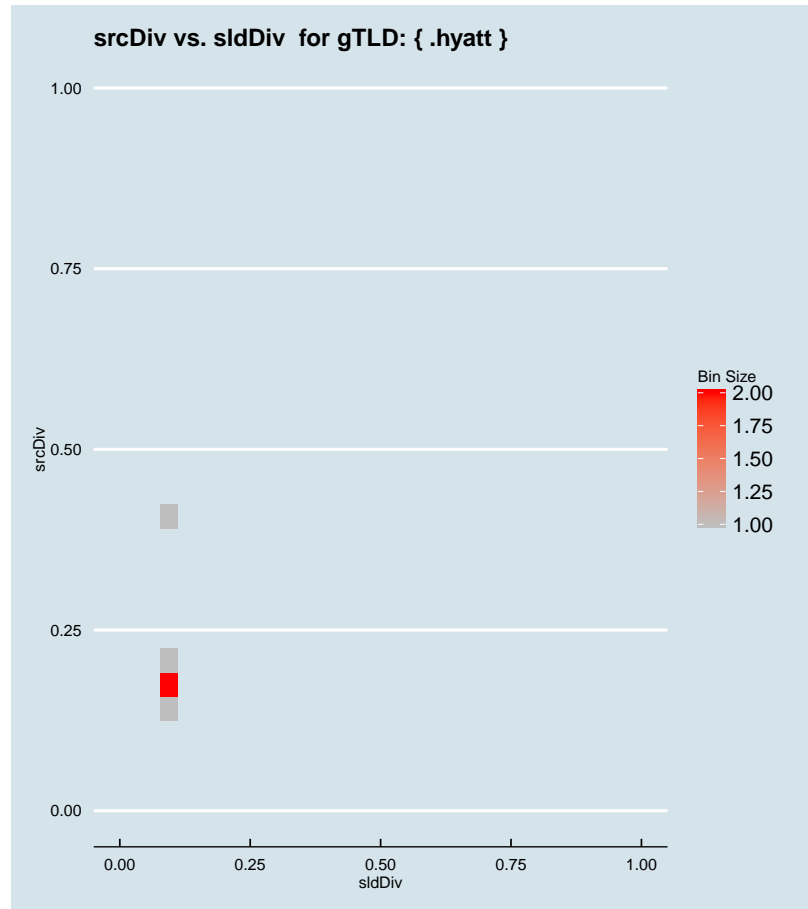


Figure 2.816: Binned scatter-plot of srcDiv and sldDiv for gTLD: { .hyatt}.

### :: 2.567 Representative SLDs for gTLD: { .hyundai }

In this section, we collect representative SLDs related to gTLD: 'hyundai'. We found 7 unique SLDs after filtering. A total of 13697 records were considered representative and they are 44.668% of the gTLD dump. Since the total number of records for this gTLD is 13697, there are 0 non-representative records (NRep). In addition, this set comprises 5.61E-6 of the entire data-set. Table 2.409 shows the corresponding SLDs ordered by the level of importance. Figure 2.817 shows the record count (PPM) for each representative SLD. Figure 2.818 shows the binned scatter-plot of srcDiv and sldDiv.

► { .hyundai }  
Total SLDs: 7  
a-sldDiv: 44.668%  
a-oR: 0.001%  
NRep: 0

Individual SLD descriptors for gTLD: {.hyundai}										
SLD	count	sldDiv	$\phi$ -sldDiv	ipcount	srcDiv	$\phi$ -srcDiv	oR	a-srcDiv	a-oR	rem
INCATB	0.004	0.119	1.000	8.04E-4	0.220	0.051	1.5E-6	0.119	1.5E-6	10046
INCATF	0.002	0.072	1.000	1.79E-4	0.081	0.012	9.04E-7	0.191	2.4E-6	7839
RANDOM10	0.002	0.067	1.000	2.08E-4	0.102	0.018	8.37E-7	0.258	3.24E-6	5797
RANDOM13	0.002	0.058	1.000	3.52E-4	0.196	0.043	7.35E-7	0.316	3.97E-6	4004
INCATE	0.001	0.046	1.000	0.001	0.792	0.266	5.77E-7	0.362	4.55E-6	2596
wpad	0.001	0.046	1.000	2.29E-4	0.163	0.034	5.76E-7	0.408	5.13E-6	1190
INVALID	0.001	0.039	1.000	2.94E-4	0.247	0.057	4.88E-7	0.447	5.61E-6	0

Table 2.409: Top 7 most significant SLDs for gTLD 'hyundai'. The SLD list holds 44.668% of the entries found in the gTLD and 5.61E-6 of the total number of entries for the entire experiment. **count** represents the number of records found for the SLD (in parts per million). **sldDiv** is the raw count divided by the number of records of this gTLD dump file. **oR** is the ratio of raw count to the total number of records of the experiment.  $\phi$ -**sldDiv** represents the  $\phi$  percentile of sldDiv on the entire data-set. **a-srcDiv** is the cumulative srcDiv variable. **a-oR** is the cumulative oR.

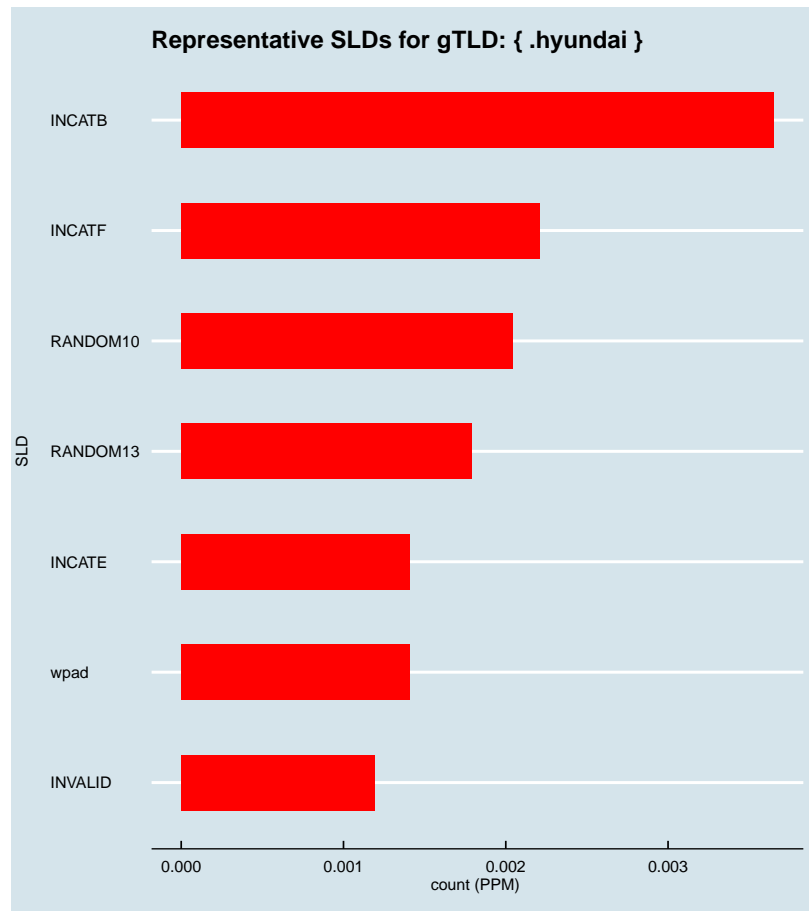


Figure 2.817: Representative SLDs for gTLD: { .hyundai}. The  $x$  axis displays number of times (in parts per million) the corresponding SLD ( $y$  axis) was found in the gTLD.

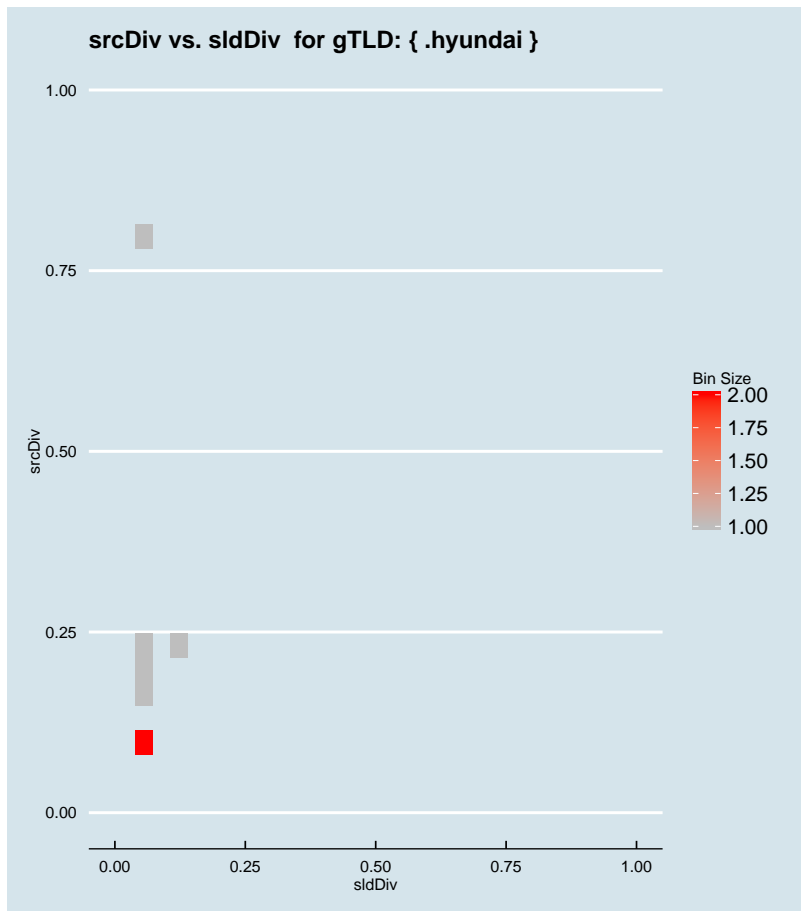


Figure 2.818: Binned scatter-plot of srcDiv and sldDiv for gTLD: { .hyundai}.

### :: 2.568 Representative SLDs for gTLD: { .ibm }

In this section, we collect representative SLDs related to gTLD: 'ibm'. We found 36 unique SLDs after filtering. A total of 509579 records were considered representative and they are 79.891% of the gTLD dump. Since the total number of records for this gTLD is 509579, there are 0 non-representative records (NRep). In addition, this set comprises  $2.09E-4$  of the entire data-set. Table 2.410 shows the corresponding SLDs ordered by the level of importance. Figure 2.819 shows the record count (PPM) for each representative SLD. Figure 2.820 shows the binned scatter-plot of srcDiv and sldDiv.

► { .ibm }  
 Total SLDs: 36  
 a-sldDiv: 79.891%  
 a-oR: 0.021%  
 NRep: 0

Individual SLD descriptors for gTLD: {.ibm}										
SLD	count	sldDiv	$\phi$ -sldDiv	ipcount	srcDiv	$\phi$ -srcDiv	oR	a-srcDiv	a-oR	rem
INCATB	0.233	0.365	1.000	0.015	0.065	0.009	9.54E-5	0.365	9.54E-5	276726
hardening0...	0.074	0.117	1.000	1.4E-5	1.88E-4	1.41E-6	3.05E-5	0.482	1.26E-4	202268
div16	0.028	0.044	1.000	0.001	0.039	0.004	1.14E-5	0.525	1.37E-4	174471
INCATF	0.021	0.033	1.000	0.001	0.055	0.007	8.62E-6	0.558	1.46E-4	153428
RANDOM10	0.016	0.025	0.999	0.002	0.143	0.029	6.57E-6	0.584	1.53E-4	137391
RANDOM13	0.013	0.021	0.999	0.001	0.079	0.012	5.42E-6	0.604	1.58E-4	124174
boulder	0.013	0.021	0.999	7.29E-4	0.055	0.007	5.41E-6	0.625	1.63E-4	110970
INCATC	0.013	0.020	0.999	0.002	0.119	0.022	5.28E-6	0.645	1.69E-4	98094
INVALID	0.010	0.015	0.999	0.001	0.130	0.025	3.9E-6	0.660	1.73E-4	88573
wpad	0.009	0.014	0.999	0.002	0.261	0.067	3.7E-6	0.674	1.76E-4	79540
isatap	0.008	0.012	0.999	0.002	0.301	0.077	3.23E-6	0.687	1.79E-4	71665
dha	0.008	0.012	0.999	5.1E-5	0.006	2.71E-4	3.22E-6	0.699	1.83E-4	63806
INCATD	0.007	0.011	0.999	7.38E-4	0.105	0.018	2.87E-6	0.710	1.86E-4	56810
igms	0.006	0.009	0.999	4E-6	6.62E-4	9.84E-6	2.48E-6	0.719	1.88E-4	50768
pok	0.006	0.009	0.999	3.98E-4	0.069	0.010	2.37E-6	0.728	1.9E-4	44978
ferris	0.005	0.008	0.999	2E-5	0.004	1.33E-4	2.1E-6	0.736	1.93E-4	39842
raleigh	0.005	0.007	0.999	4.86E-4	0.102	0.018	1.95E-6	0.744	1.94E-4	35082
SHORTSLD	0.004	0.006	0.999	8.75E-4	0.232	0.055	1.55E-6	0.750	1.96E-4	31307
mex	0.004	0.006	0.999	8.3E-5	0.023	0.002	1.47E-6	0.755	1.97E-4	27719
chile	0.002	0.004	0.998	4.3E-5	0.019	0.001	9.29E-7	0.759	1.98E-4	25451
vnet	0.002	0.003	0.998	9E-4	0.407	0.114	9.06E-7	0.762	1.99E-4	23240
swg	0.002	0.003	0.998	7.1E-5	0.033	0.003	8.73E-7	0.766	2E-4	21109
mtr-pc	0.002	0.003	0.998	2E-6	9.51E-4	1.62E-5	8.62E-7	0.769	2.01E-4	19006
stg	0.002	0.003	0.998	1.7E-5	0.009	4.19E-4	7.9E-7	0.772	2.02E-4	17078
austin	0.002	0.003	0.998	6.94E-4	0.369	0.102	7.71E-7	0.775	2.03E-4	15196
smasav02	0.002	0.003	0.998	8E-6	0.005	1.7E-4	7.05E-7	0.778	2.03E-4	13475
au1	0.002	0.003	0.998	7.74E-4	0.471	0.128	6.73E-7	0.780	2.04E-4	11832
rchland	0.002	0.002	0.998	1.57E-4	0.100	0.016	6.44E-7	0.783	2.05E-4	10261
araba-pc	0.001	0.002	0.998	6.3E-5	0.044	0.005	5.88E-7	0.785	2.05E-4	8827
japan	0.001	0.002	0.998	9.2E-5	0.068	0.010	5.51E-7	0.787	2.06E-4	7483
klab	0.001	0.002	0.998	1.9E-5	0.014	8.59E-4	5.5E-7	0.789	2.06E-4	6141
INCATE	0.001	0.002	0.998	9.42E-4	0.749	0.244	5.15E-7	0.791	2.07E-4	4884
b01c0238	0.001	0.002	0.998	4.24E-4	0.340	0.096	5.11E-7	0.793	2.07E-4	3638
server	0.001	0.002	0.998	8.4E-5	0.068	0.010	5.03E-7	0.795	2.08E-4	2411
b01c0237	0.001	0.002	0.998	4.33E-4	0.358	0.099	4.95E-7	0.797	2.08E-4	1203

Table 2.410: Top 35 most significant SLDs for gTLD 'ibm'. The SLD list holds 79.891% of the entries found in the gTLD and 2.09E-4 of the total number of entries for the entire experiment. **count** represents the number of records found for the SLD (in parts per million). **sldDiv** is the raw count divided by the number of records of this gTLD dump file. **oR** is the ratio of raw count to the total number of records of the experiment.  **$\phi$ -sldDiv** represents the  $\phi$  percentile of sldDiv on the entire data-set. **a-srcDiv** is the cumulative srcDiv variable. **a-oR** is the cumulative oR.

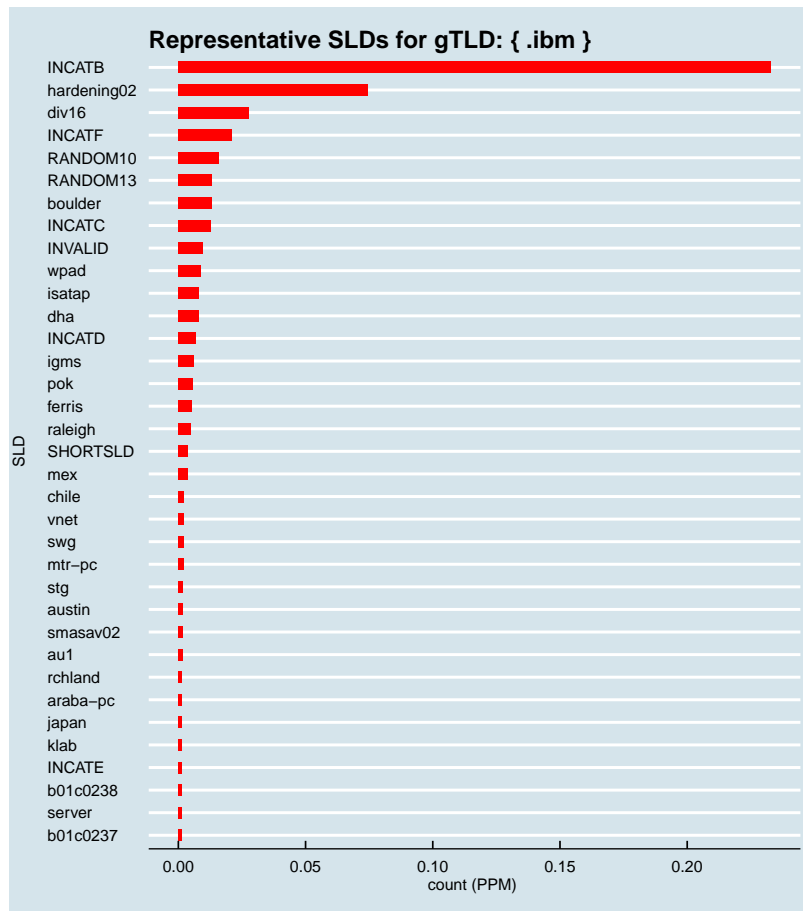


Figure 2.819: Representative SLDs for gTLD: { .ibm }. The x axis displays number of times (in parts per million) the corresponding SLD (y axis) was found in the gTLD.

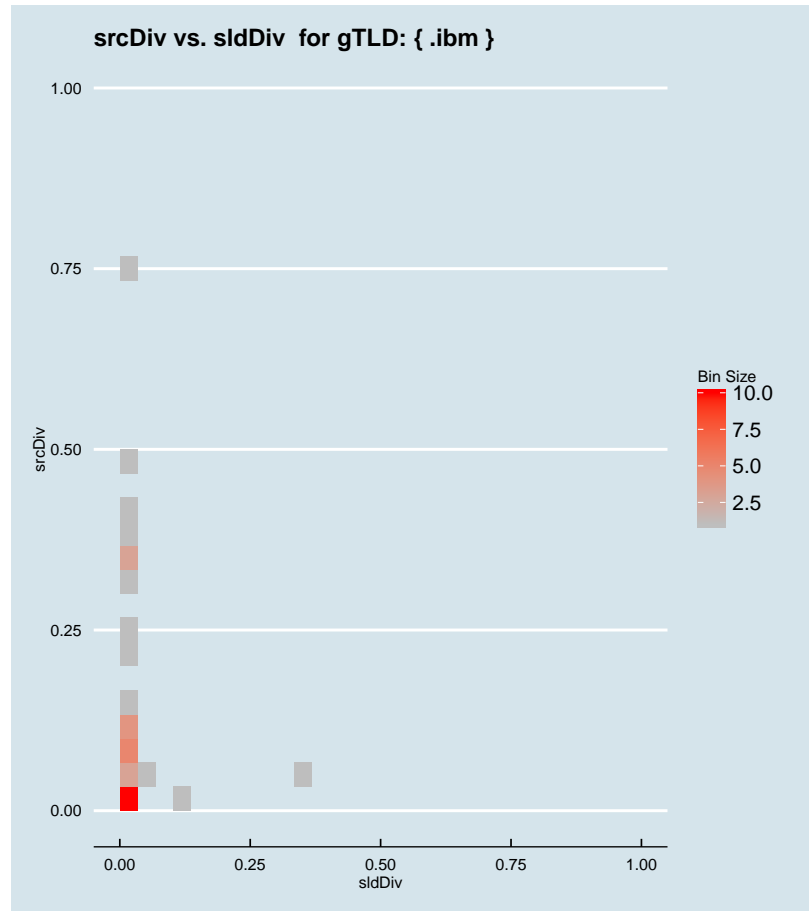


Figure 2.820: Binned scatter-plot of srcDiv and sldDiv for gTLD: { .ibm }.

### :: 2.569 Representative SLDs for gTLD: { .icbc }

In this section, we collect representative SLDs related to gTLD: 'icbc'. We found 15 unique SLDs after filtering. A total of 224968 records were considered representative and they are 74.793% of the gTLD dump. Since the total number of records for this gTLD is 224968, there are 0 non-representative records (NRep). In addition, this set comprises  $9.22E-5$  of the entire data-set. Table 2.411 shows the corresponding SLDs ordered by the level of importance. Figure 2.821 shows the record count (PPM) for each representative SLD. Figure 2.822 shows the binned scatter-plot of srcDiv and sldDiv.

► { .icbc }  
Total SLDs: 15  
a-sldDiv: 74.793%  
a-oR: 0.009%  
NRep: 0

Individual SLD descriptors for gTLD: {icbc}										
SLD	count	sldDiv	$\phi$ -sldDiv	ipcount	srcDiv	$\phi$ -srcDiv	oR	a-srcDiv	a-oR	rem
INCATB	0.084	0.279	1.000	0.003	0.038	0.004	3.44E-5	0.279	3.44E-5	140994
INVALID	0.035	0.117	1.000	0.003	0.074	0.011	1.44E-5	0.396	4.88E-5	105816
RANDOM10	0.021	0.068	1.000	0.002	0.078	0.012	8.43E-6	0.465	5.73E-5	85234
INCATD	0.019	0.063	1.000	3.6E-4	0.019	0.001	7.82E-6	0.528	6.51E-5	66155
wpad	0.018	0.059	1.000	0.002	0.122	0.022	7.25E-6	0.587	7.23E-5	48460
SHORTSLD	0.017	0.058	1.000	0.002	0.100	0.017	7.13E-6	0.645	7.95E-5	31061
RANDOM13	0.008	0.028	0.999	7.7E-4	0.092	0.015	3.44E-6	0.673	8.29E-5	22656
INCATF	0.005	0.015	0.999	3.54E-4	0.078	0.012	1.86E-6	0.688	8.48E-5	18119
noexit	0.004	0.013	0.999	9.99E-4	0.259	0.066	1.58E-6	0.701	8.64E-5	14259
iepacms	0.004	0.012	0.999	0.001	0.400	0.107	1.46E-6	0.712	8.78E-5	10693
gdfhbadm10...	0.003	0.010	0.999	1.8E-4	0.058	0.007	1.28E-6	0.723	8.91E-5	7565
kfzxbadm10...	0.002	0.008	0.999	5.37E-4	0.215	0.050	1.02E-6	0.731	9.01E-5	5068
INCATE	0.002	0.007	0.999	0.001	0.561	0.186	8.59E-7	0.738	9.1E-5	2971
isatap	0.002	0.005	0.999	5.44E-4	0.356	0.099	6.27E-7	0.743	9.16E-5	1442
icbc0074	0.001	0.005	0.999	2.7E-4	0.187	0.041	5.91E-7	0.748	9.22E-5	0

Table 2.411: Top 15 most significant SLDs for gTLD 'icbc'. The SLD list holds 74.793% of the entries found in the gTLD and 9.22E-5 of the total number of entries for the entire experiment. **count** represents the number of records found for the SLD (in parts per million). **sldDiv** is the raw count divided by the number of records of this gTLD dump file. **oR** is the ratio of raw count to the total number of records of the experiment.  **$\phi$ -sldDiv** represents the  $\phi$  percentile of sldDiv on the entire data-set. **a-srcDiv** is the cumulative srcDiv variable. **a-oR** is the cumulative oR.



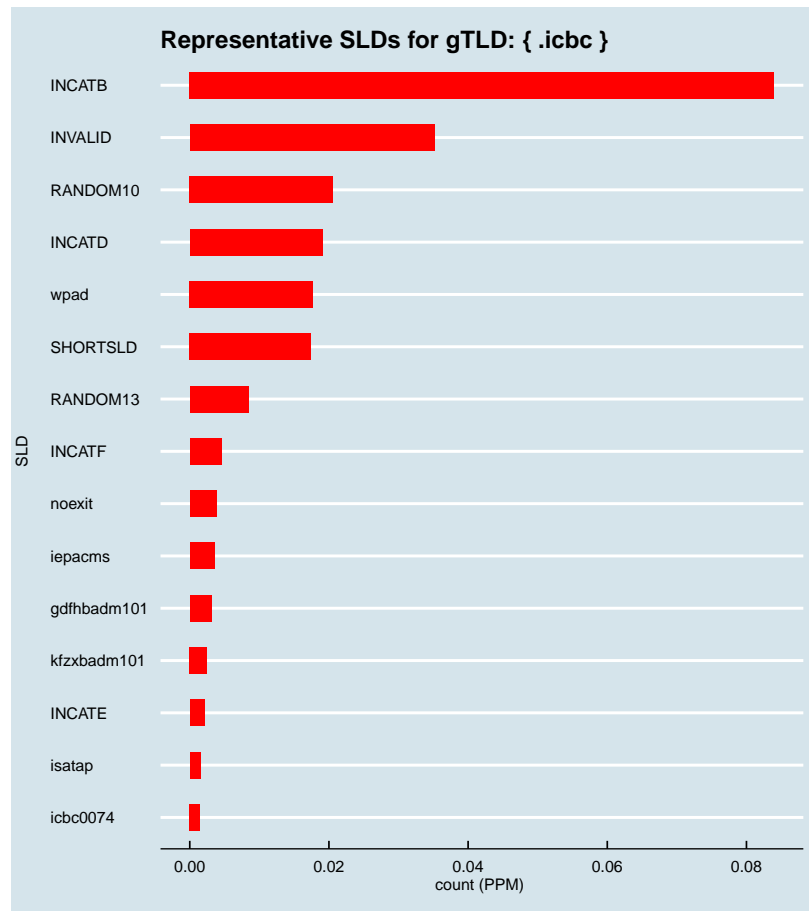


Figure 2.821: Representative SLDs for gTLD: { .icbc }. The  $x$  axis displays number of times (in parts per million) the corresponding SLD ( $y$  axis) was found in the gTLD.

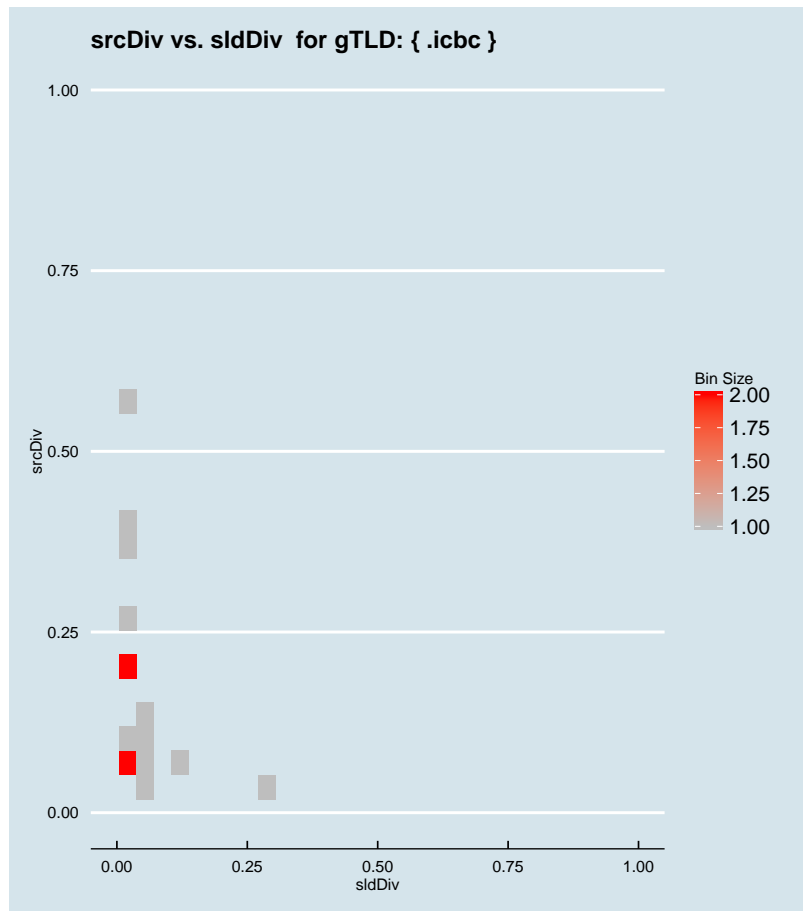


Figure 2.822: Binned scatter-plot of srcDiv and sldDiv for gTLD: { .icbc }.

### :: 2.570 Representative SLDs for gTLD: { .ice }

In this section, we collect representative SLDs related to gTLD: 'ice'. We found 19 unique SLDs after filtering. A total of 21916606 records were considered representative and they are 99.694% of the gTLD dump. Since the total number of records for this gTLD is 21919214, there are 2608 non-representative records (NRep). In addition, this set comprises 0.009 of the entire data-set. Table 2.412 shows the corresponding SLDs ordered by the level of importance. Figure 2.823 shows the record count (PPM) for each representative SLD. Figure 2.824 shows the binned scatter-plot of srcDiv and sldDiv.

► { .ice }  
 Total SLDs: 19  
 a-sldDiv: 99.694%  
 a-oR: 0.898%  
 NRep: 2608

Individual SLD descriptors for gTLD: {ice}										
SLD	count	sldDiv	$\phi$ -sldDiv	ipcount	srcDiv	$\phi$ -srcDiv	oR	a-srcDiv	a-oR	rem
den	19.404	0.883	1.000	2.11E-4	1.09E-5	5.86E-8	0.008	0.883	0.008	2514990
RANDOM13	1.480	0.067	1.000	0.002	0.001	1.86E-5	6.06E-4	0.950	0.009	1035328
INCATD	0.340	0.015	0.999	7.95E-4	0.002	6.6E-5	1.39E-4	0.965	0.009	695255
icetel	0.218	0.010	0.999	0.004	0.019	0.001	8.93E-5	0.975	0.009	477314
sabana	0.188	0.009	0.999	0.004	0.023	0.002	7.71E-5	0.984	0.009	289098
condirec	0.084	0.004	0.998	0.003	0.033	0.003	3.45E-5	0.988	0.009	204961
RANDOM10	0.058	0.003	0.998	0.002	0.037	0.004	2.36E-5	0.990	0.009	147405
INCATB	0.041	0.002	0.998	0.002	0.059	0.008	1.68E-5	0.992	0.009	106409
INCATF	0.036	0.002	0.997	0.003	0.072	0.011	1.49E-5	0.994	0.009	70011
INVALID	0.023	0.001	0.996	0.002	0.083	0.013	9.38E-6	0.995	0.009	47133
cez	0.008	3.69E-4	0.993	2.8E-4	0.035	0.003	3.32E-6	0.995	0.009	39030
wpad	0.008	3.46E-4	0.992	0.002	0.272	0.068	3.12E-6	0.996	0.009	31427
infocom	0.007	3.16E-4	0.992	7.84E-4	0.113	0.020	2.85E-6	0.996	0.009	24472
intranet	0.006	2.67E-4	0.991	6.07E-4	0.103	0.018	2.4E-6	0.996	0.009	18604
INCATC	0.005	2.41E-4	0.990	9.54E-4	0.180	0.039	2.17E-6	0.996	0.009	13312
isatap	0.005	2.35E-4	0.990	0.002	0.330	0.082	2.12E-6	0.997	0.009	8136
SHORTSLD	0.002	1.03E-4	0.983	6.06E-4	0.267	0.068	9.29E-7	0.997	0.009	5870
fash	0.002	7.62E-5	0.979	3.1E-5	0.019	0.001	6.86E-7	0.997	0.009	4195
INCATI	0.002	7.22E-5	0.978	1.86E-4	0.117	0.021	6.5E-7	0.997	0.009	2608

Table 2.412: Top 19 most significant SLDs for gTLD 'ice'. The SLD list holds 99.694% of the entries found in the gTLD and 0.009 of the total number of entries for the entire experiment. **count** represents the number of records found for the SLD (in parts per million). **sldDiv** is the raw count divided by the number of records of this gTLD dump file. **oR** is the ratio of raw count to the total number of records of the experiment.  **$\phi$ -sldDiv** represents the  $\phi$  percentile of sldDiv on the entire data-set. **a-srcDiv** is the cumulative srcDiv variable. **a-oR** is the cumulative oR.

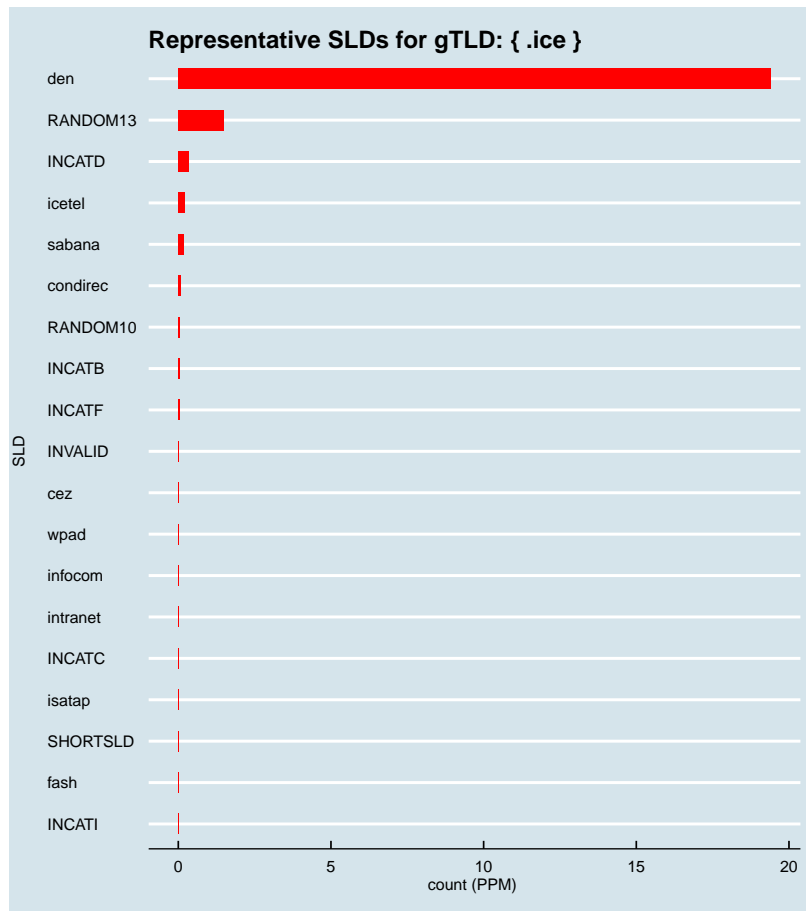


Figure 2.823: Representative SLDs for gTLD: { .ice }. The x axis displays number of times (in parts per million) the corresponding SLD (y axis) was found in the gTLD.

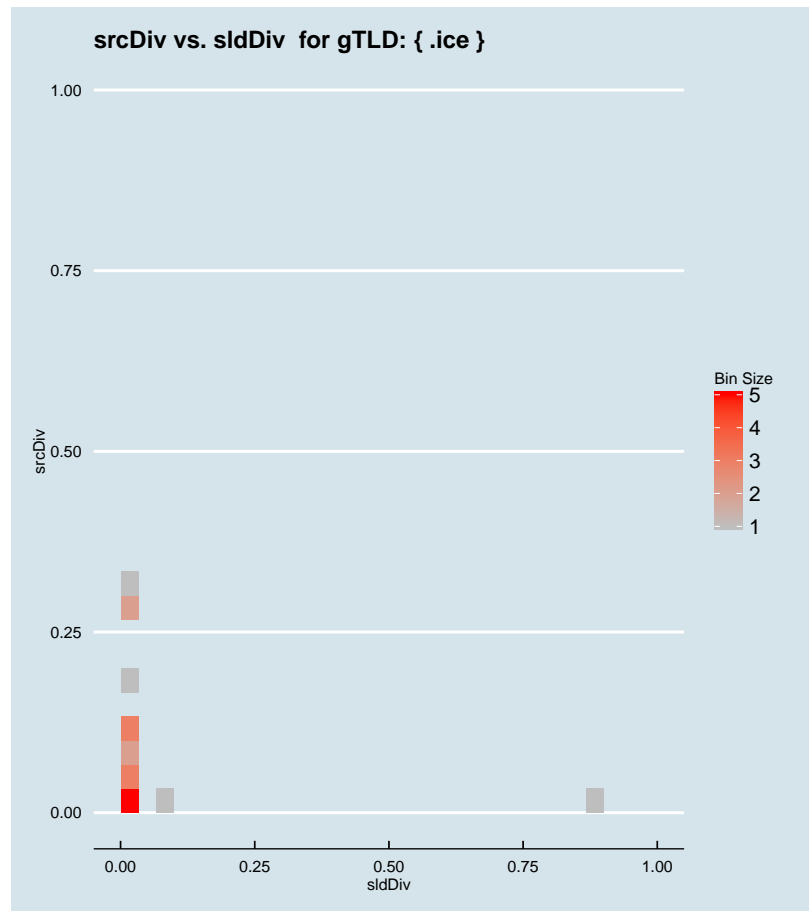


Figure 2.824: Binned scatter-plot of srcDiv and sldDiv for gTLD: { .ice}.

### :: 2.571 Representative SLDs for gTLD: { .icu }

In this section, we collect representative SLDs related to gTLD: 'icu'. We found 3 unique SLDs after filtering. A total of 11484 records were considered representative and they are 70.762% of the gTLD dump. Since the total number of records for this gTLD is 11484, there are 0 non-representative records (NRep). In addition, this set comprises 4.71E-6 of the entire data-set. Table 2.413 shows the corresponding SLDs ordered by the level of importance. Figure 2.825 shows the record count (PPM) for each representative SLD. Figure 2.826 shows the binned scatter-plot of srcDiv and sldDiv.

► { .icu }  
Total SLDs: 3  
a-sldDiv: 70.762%  
a-oR: 0.000%  
NRep: 0



Individual SLD descriptors for gTLD: {icu}										
SLD	count	sldDiv	$\phi$ -sldDiv	ipcount	srcDiv	$\phi$ -srcDiv	oR	a-srcDiv	a-oR	rem
INCATC	0.006	0.395	1.000	3.96E-4	0.062	0.008	2.63E-6	0.395	2.63E-6	5074
INVALID	0.003	0.193	1.000	1.83E-4	0.058	0.008	1.28E-6	0.588	3.91E-6	1943
INCATB	0.002	0.120	1.000	2.31E-4	0.119	0.022	7.96E-7	0.708	4.71E-6	0

Table 2.413: Top 3 most significant SLDs for gTLD 'icu'. The SLD list holds 70.762% of the entries found in the gTLD and 4.71E-6 of the total number of entries for the entire experiment. **count** represents the number of records found for the SLD (in parts per million). **sldDiv** is the raw count divided by the number of records of this gTLD dump file. **oR** is the ratio of raw count to the total number of records of the experiment.  **$\phi$ -sldDiv** represents the  $\phi$  percentile of sldDiv on the entire data-set. **a-srcDiv** is the cumulative srcDiv variable. **a-oR** is the cumulative oR.

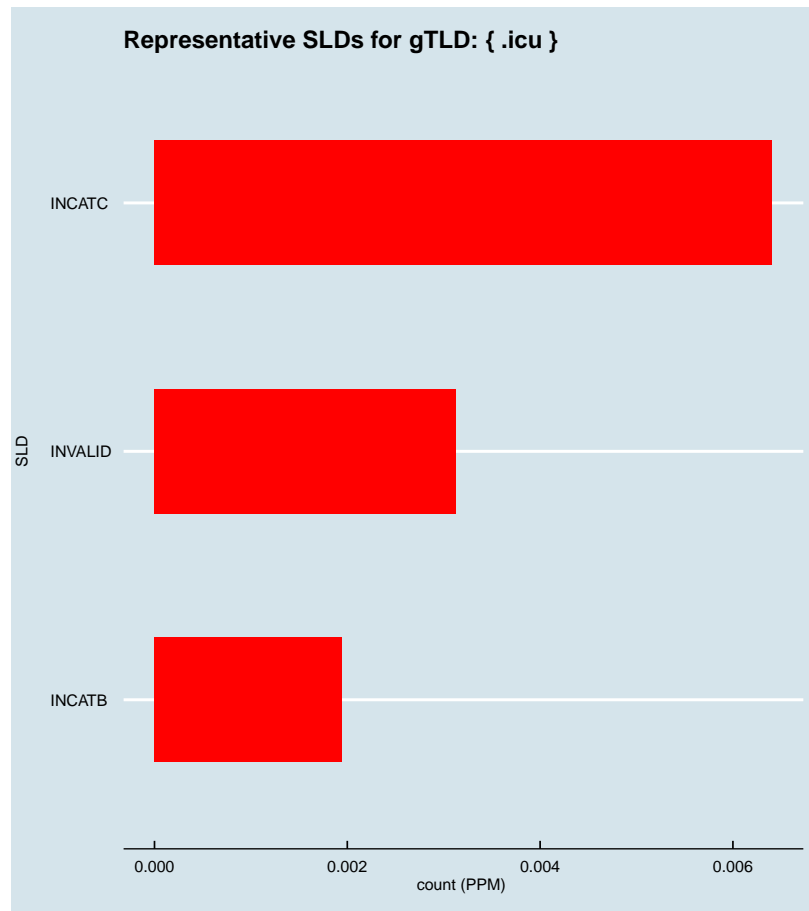


Figure 2.825: Representative SLDs for gTLD: { .icu}. The x axis displays number of times (in parts per million) the corresponding SLD (y axis) was found in the gTLD.

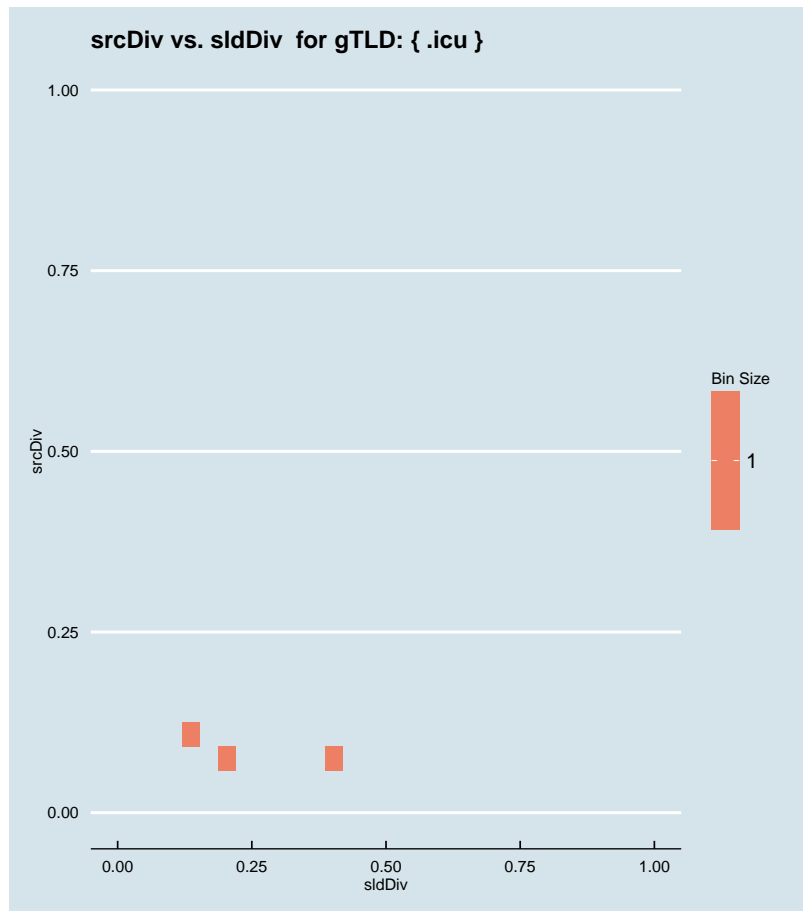


Figure 2.826: Binned scatter-plot of srcDiv and sldDiv for gTLD: { .icu }.

### :: 2.572 Representative SLDs for gTLD: { .idn }

In this section, we collect representative SLDs related to gTLD: 'idn'. We found 5 unique SLDs after filtering. A total of 15610 records were considered representative and they are 76.441% of the gTLD dump. Since the total number of records for this gTLD is 15610, there are 0 non-representative records (NRep). In addition, this set comprises 6.4E−6 of the entire data-set. Table 2.414 shows the corresponding SLDs ordered by the level of importance. Figure 2.827 shows the record count (PPM) for each representative SLD. Figure 2.828 shows the binned scatter-plot of srcDiv and sldDiv.

► { .idn }  
 Total SLDs: 5  
 a-sldDiv: 76.441%  
 a-oR: 0.001%  
 NRep: 0



Individual SLD descriptors for gTLD: {idn}										
SLD	count	sldDiv	$\phi$ -sldDiv	ipcount	srcDiv	$\phi$ -srcDiv	oR	a-srcDiv	a-oR	rem
kopkar	0.006	0.271	1.000	2.55E-4	0.046	0.005	2.27E-6	0.271	2.27E-6	10078
INCATF	0.003	0.163	1.000	3.56E-4	0.107	0.019	1.36E-6	0.434	3.63E-6	6757
RANDOM13	0.003	0.129	1.000	3.09E-4	0.117	0.021	1.08E-6	0.563	4.71E-6	4116
thiess	0.003	0.129	1.000	2.31E-4	0.088	0.014	1.08E-6	0.692	5.79E-6	1486
INCATB	0.001	0.073	1.000	3.94E-4	0.265	0.067	6.09E-7	0.764	6.4E-6	0

Table 2.414: Top 5 most significant SLDs for gTLD 'idn'. The SLD list holds 76.441% of the entries found in the gTLD and 6.4E-6 of the total number of entries for the entire experiment. **count** represents the number of records found for the SLD (in parts per million). **sldDiv** is the raw count divided by the number of records of this gTLD dump file. **oR** is the ratio of raw count to the total number of records of the experiment.  **$\phi$ -sldDiv** represents the  $\phi$  percentile of sldDiv on the entire data-set. **a-srcDiv** is the cumulative srcDiv variable. **a-oR** is the cumulative oR.

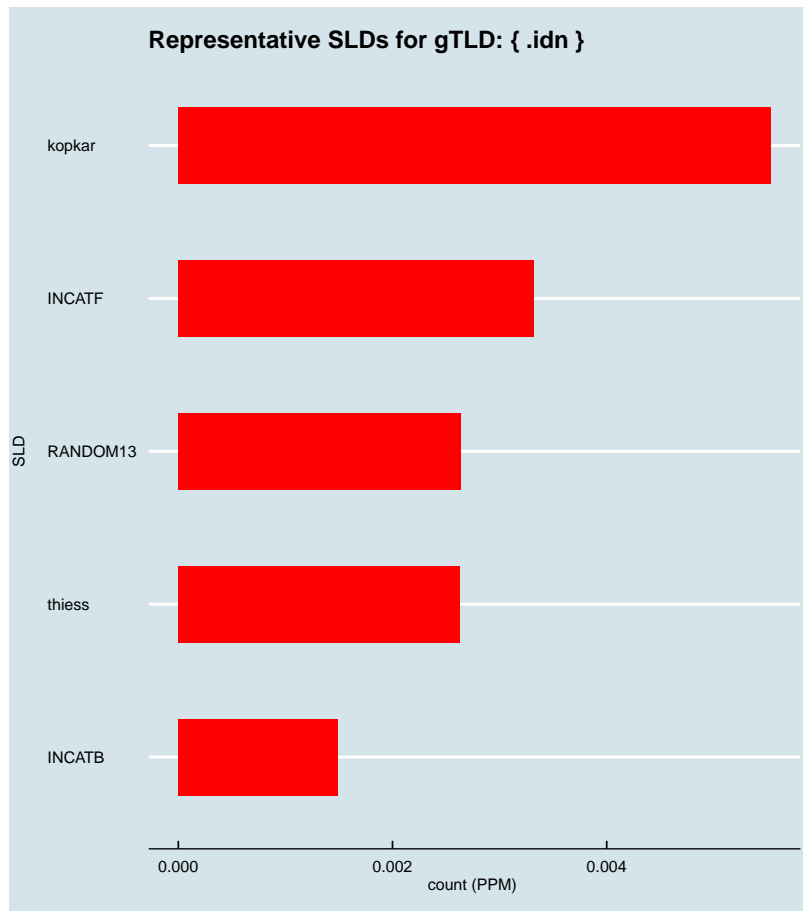


Figure 2.827: Representative SLDs for gTLD: { .idn}. The x axis displays number of times (in parts per million) the corresponding SLD (y axis) was found in the gTLD.

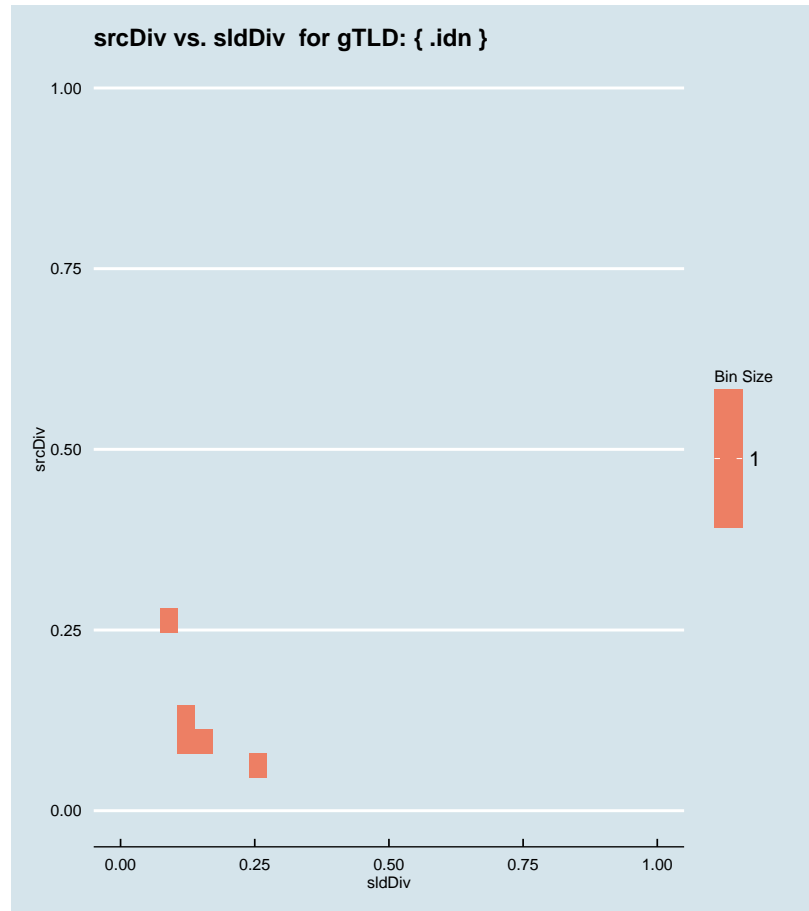


Figure 2.828: Binned scatter-plot of srcDiv and sldDiv for gTLD: { .idn }.

### ⚡ 2.573 Representative SLDs for gTLD: { .ieee }

In this section, we collect representative SLDs related to gTLD: 'ieee'. We found 0 unique SLDs after filtering. A total of 0 records were considered representative and they are 0.000% of the gTLD dump. Since the total number of records for this gTLD is 0, there are 0 non-representative records (NRep). In addition, this set comprises 0E0 of the entire data-set.

► { .ieee }  
Total SLDs: 0  
a-sldDiv: 0.000%  
a-oR: 0.000%  
NRep: 0

### ⚡ 2.574 Representative SLDs for gTLD: { .ifm }

In this section, we collect representative SLDs related to gTLD: 'ifm'. We found 11

► { .ifm }  
Total SLDs: 11  
a-sldDiv: 97.266%  
a-oR: 0.021%  
NRep: 0

unique SLDs after filtering. A total of 503874 records were considered representative and they are 97.266% of the gTLD dump. Since the total number of records for this gTLD is 503874, there are 0 non-representative records (NRep). In addition, this set comprises  $2.06E-4$  of the entire data-set. Table 2.415 shows the corresponding SLDs ordered by the level of importance. Figure 2.829 shows the record count (PPM) for each representative SLD. Figure 2.830 shows the binned scatter-plot of srcDiv and sldDiv.

Individual SLD descriptors for gTLD: {ifm}										
SLD	count	sldDiv	$\phi$ -sldDiv	ipcount	srcDiv	$\phi$ -srcDiv	oR	a-srcDiv	a-oR	rem
INCATB	0.380	0.733	1.000	0.008	0.020	0.001	$1.56E-4$	0.733	$1.56E-4$	124353
intra	0.059	0.114	1.000	0.003	0.056	0.007	$2.43E-5$	0.847	$1.8E-4$	65171
proxy	0.018	0.034	1.000	0.001	0.078	0.012	$7.26E-6$	0.881	$1.87E-4$	47462
INCATF	0.017	0.032	1.000	0.002	0.100	0.017	$6.9E-6$	0.914	$1.94E-4$	30633
RANDOM13	0.011	0.021	0.999	0.001	0.115	0.021	$4.51E-6$	0.935	$1.98E-4$	19624
INCATD	0.006	0.012	0.999	0.001	0.214	0.050	$2.63E-6$	0.947	$2.01E-4$	13197
INVALID	0.004	0.009	0.999	$7.24E-4$	0.163	0.034	$1.82E-6$	0.956	$2.03E-4$	8756
RANDOM10	0.004	0.007	0.999	$2.04E-4$	0.053	0.007	$1.57E-6$	0.963	$2.04E-4$	4937
usexwinsop...	0.002	0.003	0.998	$5.39E-4$	0.312	0.079	$7.08E-7$	0.966	$2.05E-4$	3209
wpad	0.002	0.003	0.998	$6.16E-4$	0.383	0.105	$6.6E-7$	0.970	$2.06E-4$	1599
nwe	0.002	0.003	0.998	$8.1E-5$	0.051	0.006	$6.55E-7$	0.973	$2.06E-4$	0

Table 2.415: Top 11 most significant SLDs for gTLD 'ifm'. The SLD list holds 97.266% of the entries found in the gTLD and  $2.06E-4$  of the total number of entries for the entire experiment. **count** represents the number of records found for the SLD (in parts per million). **sldDiv** is the raw count divided by the number of records of this gTLD dump file. **oR** is the ratio of raw count to the total number of records of the experiment.  **$\phi$ -sldDiv** represents the  $\phi$  percentile of sldDiv on the entire data-set. **a-srcDiv** is the cumulative srcDiv variable. **a-oR** is the cumulative oR.

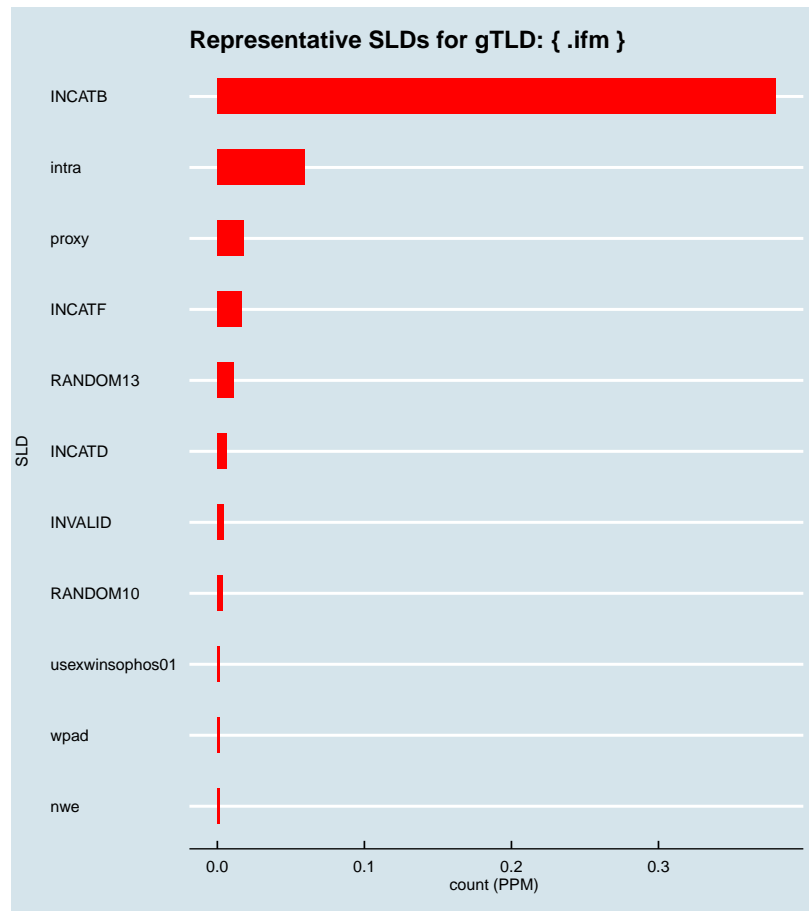


Figure 2.829: Representative SLDs for gTLD: { .ifm }. The x axis displays number of times (in parts per million) the corresponding SLD (y axis) was found in the gTLD.

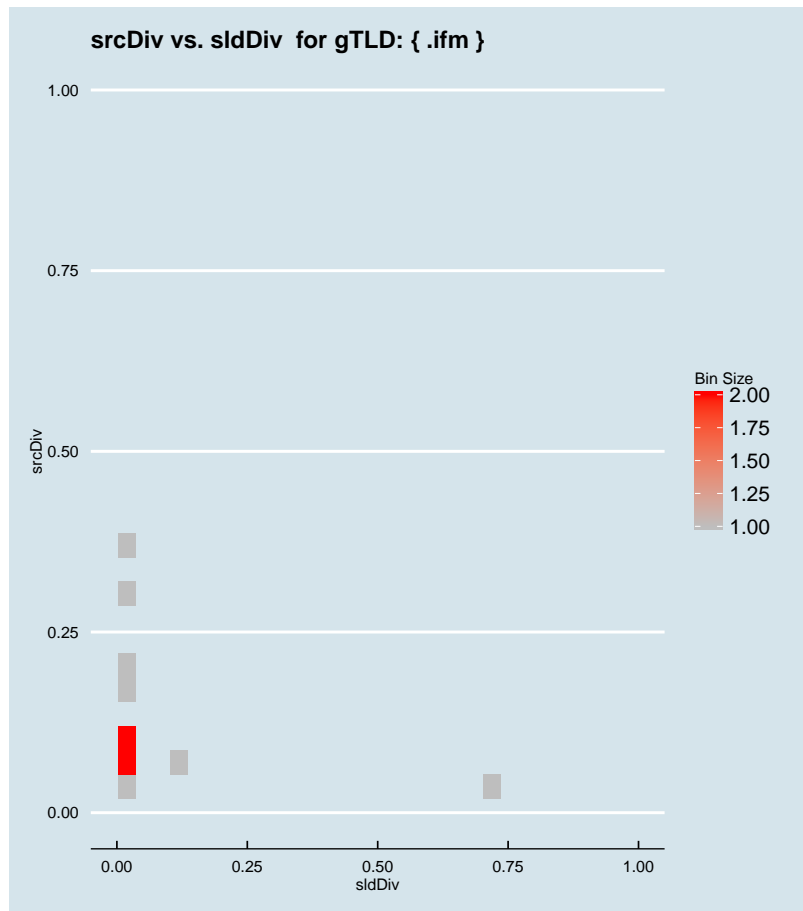


Figure 2.830: Binned scatter-plot of srcDiv and sldDiv for gTLD: { .ifm }.

### :: 2.575 Representative SLDs for gTLD: { .iinet }

In this section, we collect representative SLDs related to gTLD: 'iinet'. We found 181 unique SLDs after filtering. A total of 7264170 records were considered representative and they are 71.239% of the gTLD dump. Since the total number of records for this gTLD is 7264170, there are 0 non-representative records (NRep). In addition, this set comprises 0.003 of the entire data-set. Table 2.416 shows the corresponding SLDs ordered by the level of importance. Figure 2.831 shows the record count (PPM) for each representative SLD. Figure 2.832 shows the binned scatter-plot of srcDiv and sldDiv.

► { .iinet }  
 Total SLDs: 181  
 a-sldDiv: 71.239%  
 a-oR: 0.298%  
 NRep: 0

Individual SLD descriptors for gTLD: {.iinet}										
SLD	count	sldDiv	$\phi$ -sldDiv	ipcount	srcDiv	$\phi$ -srcDiv	oR	a-srcDiv	a-oR	rem
RANDOM10	3.430	0.336	1.000	0.002	6.46E-4	9.72E-6	0.001	0.336	0.001	3833825
INCATB	2.550	0.250	1.000	0.002	9.28E-4	1.57E-5	0.001	0.587	0.002	1283528
INVALID	0.350	0.034	1.000	0.003	0.009	4.31E-4	1.43E-4	0.621	0.003	933921
INCATD	0.173	0.017	0.999	3.92E-4	0.002	6.25E-5	7.08E-5	0.638	0.003	761092
INCATC	0.114	0.011	0.999	4.67E-4	0.004	1.43E-4	4.66E-5	0.649	0.003	647395
RANDOM13	0.096	0.009	0.999	7.88E-4	0.008	3.74E-4	3.95E-5	0.658	0.003	550972
SHORTSLD	0.061	0.006	0.999	4.62E-4	0.008	3.33E-4	2.52E-5	0.664	0.003	489545
isatap	0.045	0.004	0.999	0.007	0.157	0.032	1.85E-5	0.669	0.003	444328
local	0.031	0.003	0.998	2E-4	0.006	2.7E-4	1.26E-5	0.672	0.003	413460
wpad	0.029	0.003	0.998	0.003	0.087	0.014	1.18E-5	0.675	0.003	384695
boblite	0.018	0.002	0.998	9.61E-4	0.053	0.007	7.47E-6	0.676	0.003	366455
bob2	0.010	9.34E-4	0.996	5.64E-4	0.059	0.008	3.9E-6	0.677	0.003	356927
server	0.009	8.59E-4	0.996	1.1E-4	0.013	7.13E-4	3.59E-6	0.678	0.003	348168
user-pc	0.007	7.26E-4	0.996	1.72E-4	0.023	0.002	3.04E-6	0.679	0.003	340762
bob	0.007	6.58E-4	0.995	1.4E-4	0.021	0.002	2.75E-6	0.680	0.003	334048
wdtvlive	0.006	6.3E-4	0.995	1.24E-4	0.019	0.001	2.63E-6	0.680	0.003	327621
http	0.006	5.84E-4	0.995	2.42E-4	0.041	0.004	2.44E-6	0.681	0.003	321661
desktop	0.006	5.53E-4	0.995	4.6E-5	0.008	3.73E-4	2.31E-6	0.681	0.003	316022
b7c70898d9...	0.006	5.44E-4	0.994	1.32E-4	0.024	0.002	2.27E-6	0.682	0.003	310478
mybookworl...	0.005	4.77E-4	0.994	1.39E-4	0.029	0.002	1.99E-6	0.682	0.003	305611
INCATE	0.005	4.61E-4	0.994	2.74E-4	0.058	0.008	1.92E-6	0.683	0.003	300915
nas	0.005	4.42E-4	0.994	8.6E-5	0.019	0.001	1.85E-6	0.683	0.003	296410
INCATI	0.005	4.42E-4	0.994	3.7E-5	0.008	3.77E-4	1.85E-6	0.684	0.003	291905
thevoi	0.004	4.39E-4	0.994	2.07E-4	0.046	0.005	1.83E-6	0.684	0.003	287430
laptop	0.004	3.99E-4	0.993	7.6E-5	0.019	0.001	1.67E-6	0.685	0.003	283362
owner-pc	0.004	3.93E-4	0.993	9.9E-5	0.025	0.002	1.64E-6	0.685	0.003	279352
whs	0.004	3.84E-4	0.993	4.5E-5	0.011	6.17E-4	1.61E-6	0.685	0.003	275434
465806fbb3...	0.004	3.77E-4	0.993	8.7E-5	0.023	0.002	1.57E-6	0.686	0.003	271592
internal	0.004	3.7E-4	0.993	4.5E-5	0.012	6.59E-4	1.55E-6	0.686	0.003	267815
images	0.004	3.7E-4	0.993	1.64E-4	0.043	0.005	1.55E-6	0.686	0.003	264040
INCATF	0.004	3.57E-4	0.993	8E-5	0.022	0.002	1.49E-6	0.687	0.003	260399
home-pc	0.003	3.4E-4	0.992	8.6E-5	0.025	0.002	1.42E-6	0.687	0.003	256932
ipad	0.003	3.2E-4	0.992	7E-5	0.021	0.002	1.34E-6	0.688	0.003	253665
localdomai...	0.003	3.13E-4	0.992	5.1E-5	0.016	0.001	1.31E-6	0.688	0.003	250469
facebook	0.003	3.08E-4	0.992	1.38E-4	0.044	0.005	1.29E-6	0.688	0.003	247326

Table 2.416: Top 35 most significant SLDs for gTLD 'iinet'. The SLD list holds 71.239% of the entries found in the gTLD and 0.003 of the total number of entries for the entire experiment. **count** represents the number of records found for the SLD (in parts per million). **sldDiv** is the raw count divided by the number of records of this gTLD dump file. **oR** is the ratio of raw count to the total number of records of the experiment.  **$\phi$ -sldDiv** represents the  $\phi$  percentile of sldDiv on the entire data-set. **a-srcDiv** is the cumulative srcDiv variable. **a-oR** is the cumulative oR.

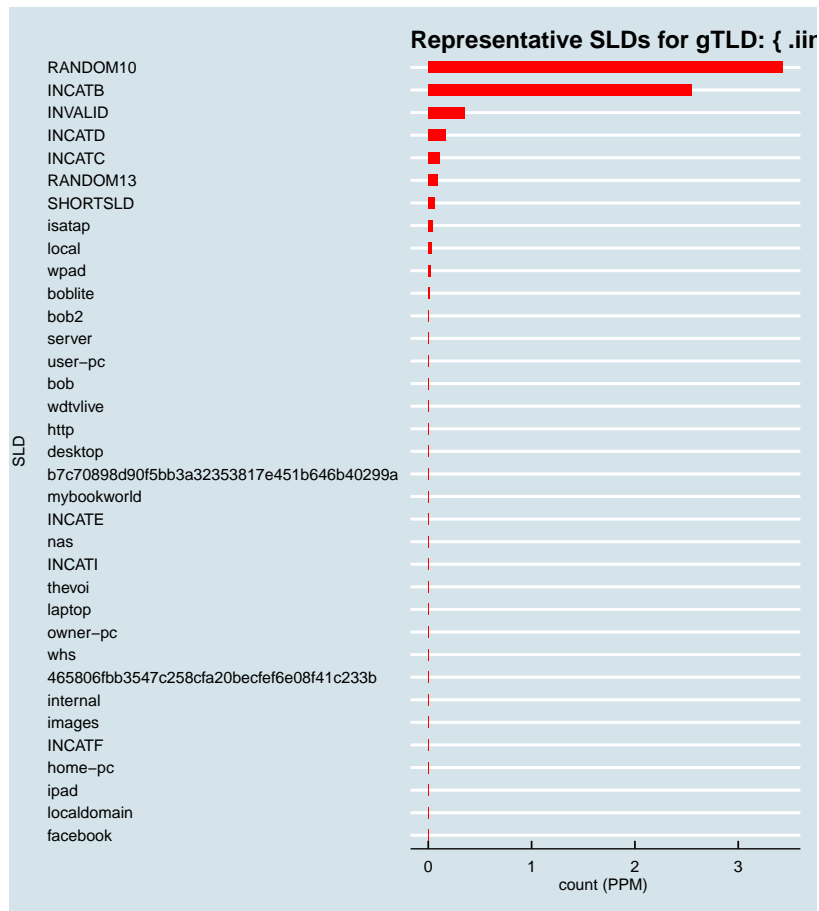


Figure 2.831: Representative SLDs for gTLD: {.inet}. The x axis displays number of times (in parts per million) the corresponding SLD (y axis) was found in the gTLD.



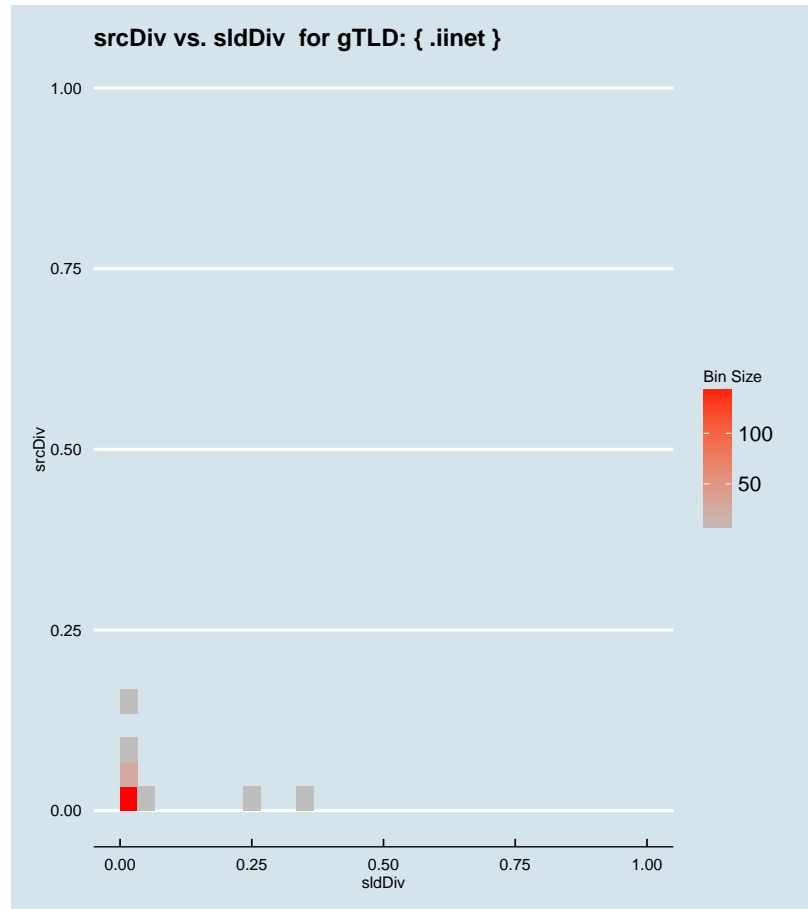


Figure 2.832: Binned scatter-plot of srcDiv and sldDiv for gTLD: { .iinet}.

### :: 2.576 Representative SLDs for gTLD: { .ikano }

In this section, we collect representative SLDs related to gTLD: 'ikano'. We found 4 unique SLDs after filtering. A total of 89790 records were considered representative and they are 99.834% of the gTLD dump. Since the total number of records for this gTLD is 89790, there are 0 non-representative records (NRep). In addition, this set comprises  $3.68E-5$  of the entire data-set. Table 2.417 shows the corresponding SLDs ordered by the level of importance. Figure 2.833 shows the record count (PPM) for each representative SLD. Figure 2.834 shows the binned scatter-plot of srcDiv and sldDiv.

► { .ikano }  
Total SLDs: 4  
a-sldDiv: 99.834%  
a-oR: 0.004%  
NRep: 0



Individual SLD descriptors for gTLD: {ikano}										
SLD	count	sldDiv	$\phi$ -sldDiv	ipcount	srcDiv	$\phi$ -srcDiv	oR	a-srcDiv	a-oR	rem
baf	0.058	0.643	1.000	0.001	0.025	0.002	2.37E-5	0.643	2.37E-5	31926
INCATF	0.026	0.289	1.000	0.001	0.044	0.005	1.07E-5	0.932	3.44E-5	5938
RANDOM13	0.004	0.049	1.000	3.2E-4	0.073	0.011	1.8E-6	0.981	3.62E-5	1541
INCATD	0.002	0.017	0.999	2.47E-4	0.160	0.033	6.32E-7	0.998	3.68E-5	0

Table 2.417: Top 4 most significant SLDs for gTLD 'ikano'. The SLD list holds 99.834% of the entries found in the gTLD and 3.68E-5 of the total number of entries for the entire experiment. **count** represents the number of records found for the SLD (in parts per million). **sldDiv** is the raw count divided by the number of records of this gTLD dump file. **oR** is the ratio of raw count to the total number of records of the experiment.  **$\phi$ -sldDiv** represents the  $\phi$  percentile of sldDiv on the entire data-set. **a-srcDiv** is the cumulative srcDiv variable. **a-oR** is the cumulative oR.

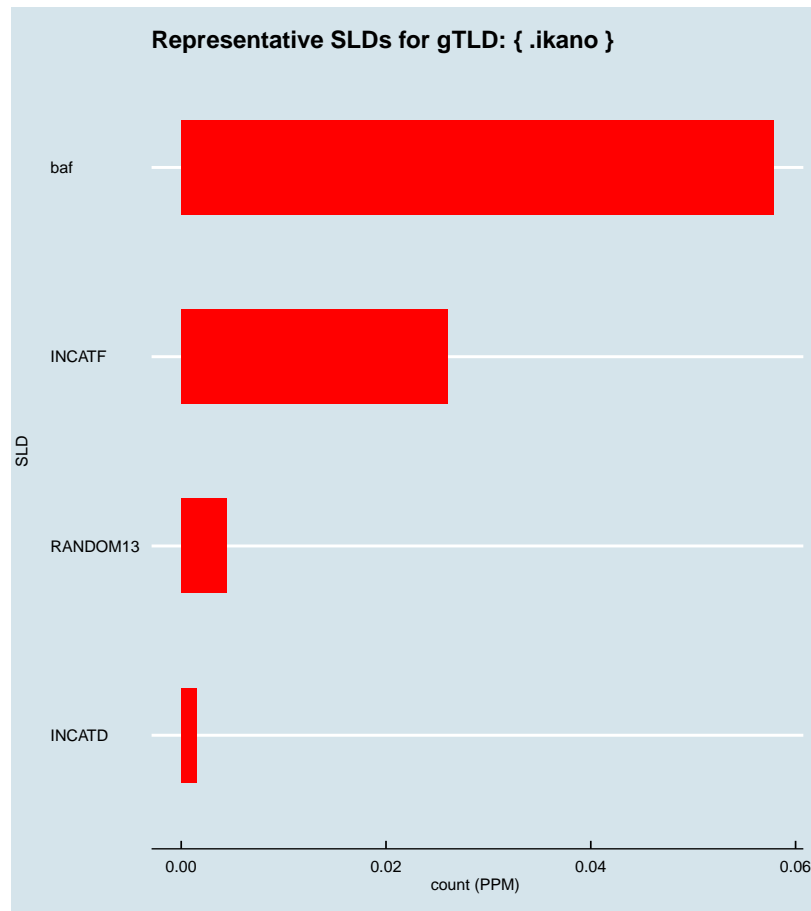


Figure 2.833: Representative SLDs for gTLD: { .ikano }. The  $x$  axis displays number of times (in parts per million) the corresponding SLD ( $y$  axis) was found in the gTLD.

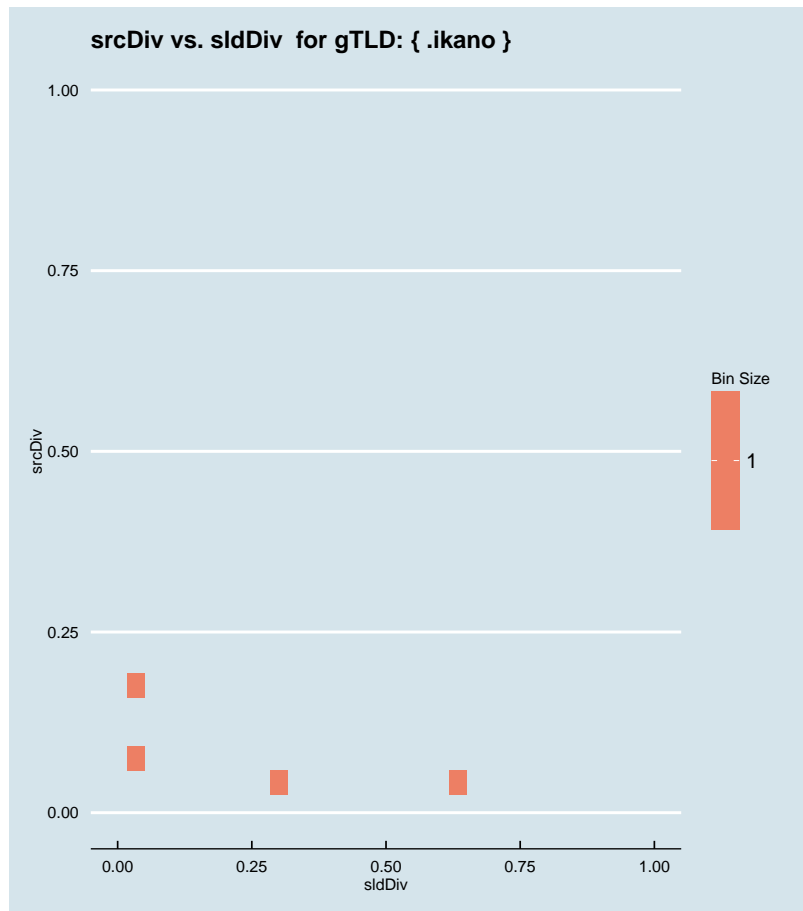


Figure 2.834: Binned scatter-plot of srcDiv and sldDiv for gTLD: { .ikano }.

### :: 2.577 Representative SLDs for gTLD: { .imdb }

In this section, we collect representative SLDs related to gTLD: 'imdb'. We found 2 unique SLDs after filtering. A total of 51072 records were considered representative and they are 97.531% of the gTLD dump. Since the total number of records for this gTLD is 51072, there are 0 non-representative records (NRep). In addition, this set comprises  $2.09E-5$  of the entire data-set. Table 2.418 shows the corresponding SLDs ordered by the level of importance. Figure 2.835 shows the record count (PPM) for each representative SLD. Figure 2.836 shows the binned scatter-plot of srcDiv and sldDiv.

► { .imdb }  
 Total SLDs: 2  
 a-sldDiv: 97.531%  
 a-oR: 0.002%  
 NRep: 0

Individual SLD descriptors for gTLD: {imdb}										
SLD	count	sldDiv	$\phi$ -sldDiv	ipcount	srcDiv	$\phi$ -srcDiv	oR	a-srcDiv	a-oR	rem
INCATE	0.049	0.941	1.000	0.014	0.291	0.075	2.02E-5	0.941	2.02E-5	1780
RANDOM13	0.002	0.034	1.000	5.48E-4	0.308	0.079	7.29E-7	0.975	2.09E-5	0

Table 2.418: Top 2 most significant SLDs for gTLD 'imdb'. The SLD list holds 97.531% of the entries found in the gTLD and 2.09E-5 of the total number of entries for the entire experiment. **count** represents the number of records found for the SLD (in parts per million). **sldDiv** is the raw count divided by the number of records of this gTLD dump file. **oR** is the ratio of raw count to the total number of records of the experiment.  $\phi$ -**sldDiv** represents the  $\phi$  percentile of sldDiv on the entire data-set. **a-srcDiv** is the cumulative srcDiv variable. **a-oR** is the cumulative oR.

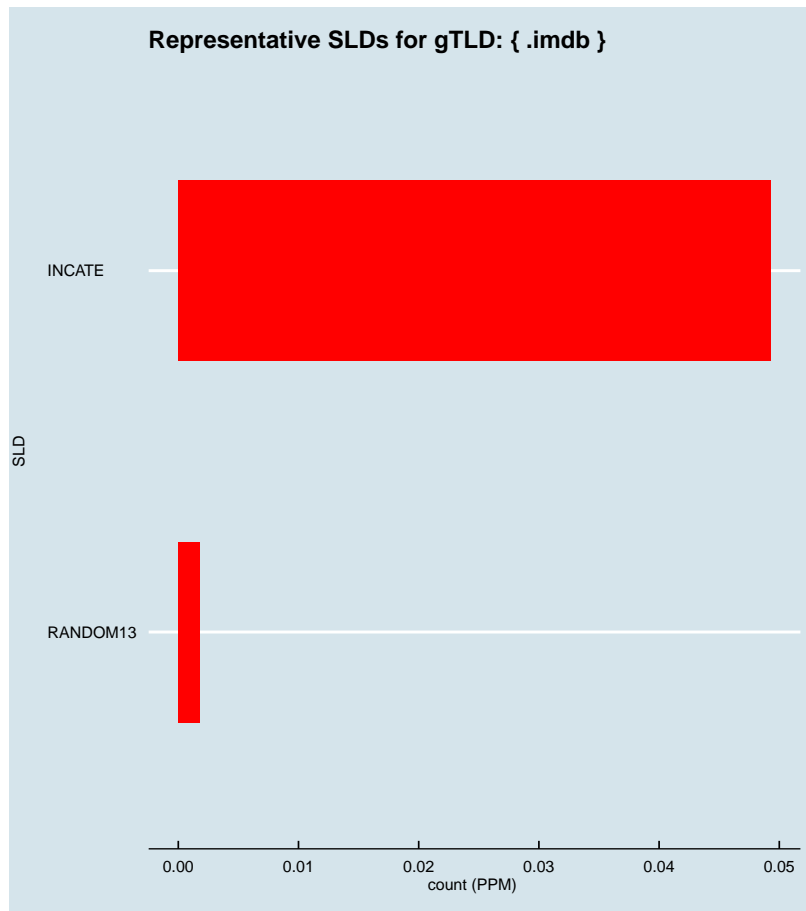


Figure 2.835: Representative SLDs for gTLD: { .imdb}. The *x* axis displays number of times (in parts per million) the corresponding SLD (*y* axis) was found in the gTLD.

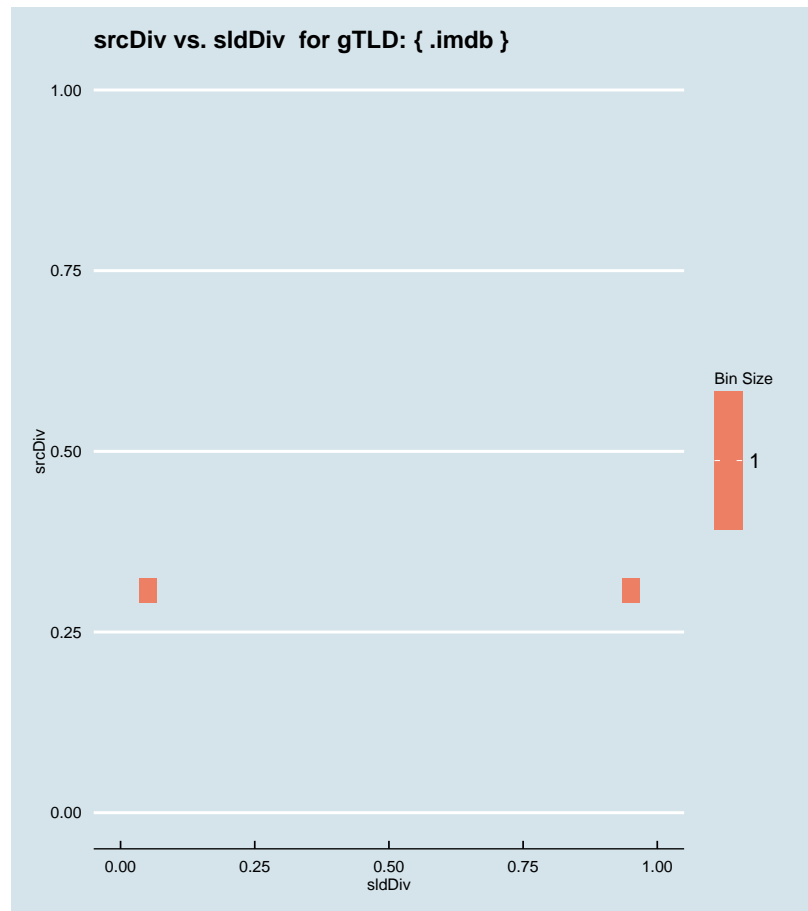


Figure 2.836: Binned scatter-plot of srcDiv and sldDiv for gTLD: { .imdb }.

### :: 2.578 Representative SLDs for gTLD: { .immo }

In this section, we collect representative SLDs related to gTLD: 'immo'. We found 7 unique SLDs after filtering. A total of 17653 records were considered representative and they are 64.270% of the gTLD dump. Since the total number of records for this gTLD is 17653, there are 0 non-representative records (NRep). In addition, this set comprises 7.23E-6 of the entire data-set. Table 2.419 shows the corresponding SLDs ordered by the level of importance. Figure 2.837 shows the record count (PPM) for each representative SLD. Figure 2.838 shows the binned scatter-plot of srcDiv and sldDiv.

► { .immo }  
Total SLDs: 7  
a-sldDiv: 64.270%  
a-oR: 0.001%  
NRep: 0

Individual SLD descriptors for gTLD: {immo}										
SLD	count	sldDiv	$\phi$ -sldDiv	ipcount	srcDiv	$\phi$ -srcDiv	oR	a-srcDiv	a-oR	rem
INCATF	0.005	0.178	1.000	3.38E-4	0.069	0.010	2E-6	0.178	2E-6	12766
laforet	0.003	0.107	1.000	3.05E-4	0.103	0.018	1.21E-6	0.285	3.21E-6	9814
INCATB	0.003	0.105	1.000	2.01E-4	0.070	0.010	1.18E-6	0.391	4.4E-6	6927
INCATD	0.002	0.087	1.000	3E-4	0.126	0.024	9.74E-7	0.477	5.37E-6	4551
INCATE	0.002	0.062	1.000	6.7E-4	0.394	0.107	6.96E-7	0.539	6.07E-6	2852
RANDOM13	0.001	0.053	1.000	1.54E-4	0.106	0.018	5.96E-7	0.592	6.66E-6	1397
INVALID	0.001	0.051	1.000	6.5E-5	0.047	0.005	5.73E-7	0.643	7.23E-6	0

Table 2.419: Top 7 most significant SLDs for gTLD 'immo'. The SLD list holds 64.270% of the entries found in the gTLD and 7.23E-6 of the total number of entries for the entire experiment. **count** represents the number of records found for the SLD (in parts per million). **sldDiv** is the raw count divided by the number of records of this gTLD dump file. **oR** is the ratio of raw count to the total number of records of the experiment.  $\phi$ -**sldDiv** represents the  $\phi$  percentile of sldDiv on the entire data-set. **a-srcDiv** is the cumulative srcDiv variable. **a-oR** is the cumulative oR.



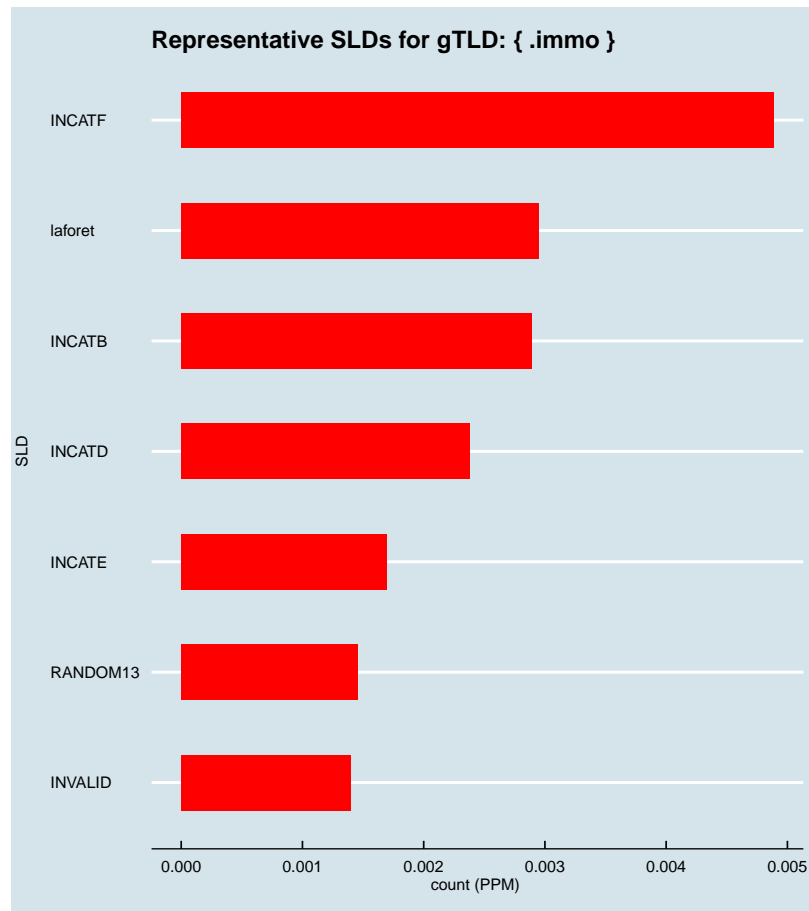


Figure 2.837: Representative SLDs for gTLD: { .immo }. The  $x$  axis displays number of times (in parts per million) the corresponding SLD ( $y$  axis) was found in the gTLD.

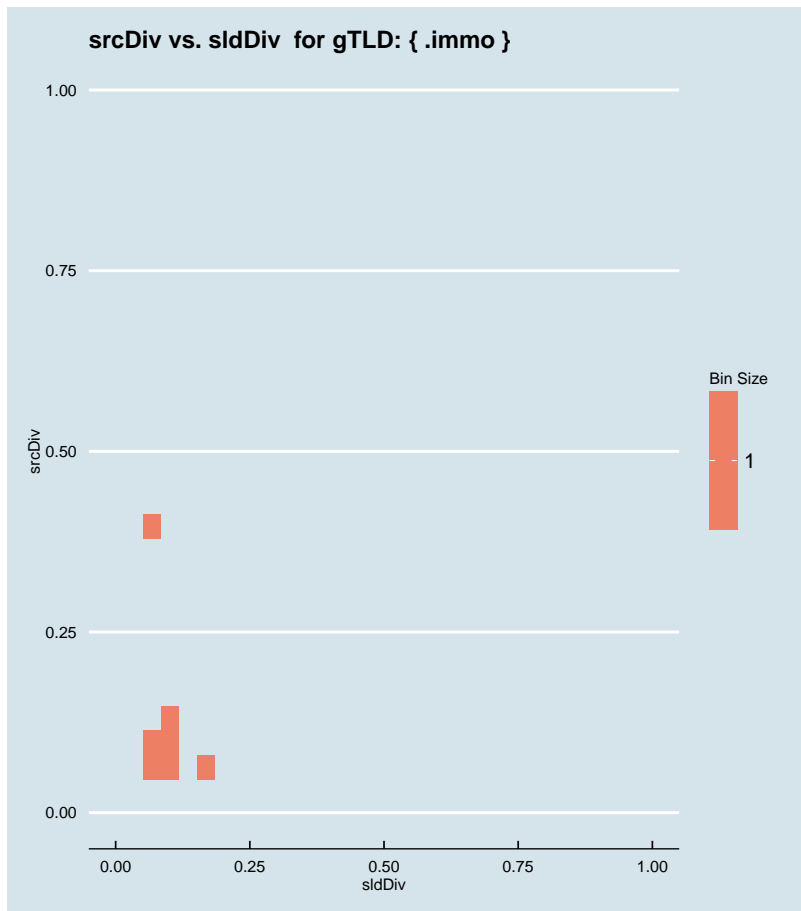


Figure 2.838: Binned scatter-plot of srcDiv and sldDiv for gTLD: {.immo}.

### :: 2.579 Representative SLDs for gTLD: {.immobilien}

In this section, we collect representative SLDs related to gTLD: 'immobilien'. We found 1 unique SLDs after filtering. A total of 1514 records were considered representative and they are 33.637% of the gTLD dump. Since the total number of records for this gTLD is 1514, there are 0 non-representative records (NRep). In addition, this set comprises 6.2E-7 of the entire data-set. Table 2.420 shows the corresponding SLDs ordered by the level of importance. Figure 2.839 shows the record count (PPM) for each representative SLD. Figure 2.840 shows the binned scatter-plot of srcDiv and sldDiv.

► {.immobilien}  
 Total SLDs: 1  
 a-sldDiv: 33.637%  
 a-oR: 0.000%  
 NRep: 0

Individual SLD descriptors for gTLD: {immobilien}										
SLD	count	sldDiv	$\phi$ -sldDiv	ipcount	srcDiv	$\phi$ -srcDiv	oR	a-srcDiv	a-oR	rem
INCATF	0.002	0.336	1.000	5.4E-5	0.036	0.003	6.2E-7	0.336	6.2E-7	0

Table 2.420: Top 1 most significant SLDs for gTLD 'immobilien'. The SLD list holds 33.637% of the entries found in the gTLD and 6.2E-7 of the total number of entries for the entire experiment. **count** represents the number of records found for the SLD (in parts per million). **sldDiv** is the raw count divided by the number of records of this gTLD dump file. **oR** is the ratio of raw count to the total number of records of the experiment.  **$\phi$ -sldDiv** represents the  $\phi$  percentile of sldDiv on the entire data-set. **a-srcDiv** is the cumulative srcDiv variable. **a-oR** is the cumulative oR.




Figure 2.839: Representative SLDs for gTLD: {immobilien}. The x axis displays number of times (in parts per million) the corresponding SLD (y axis) was found in the gTLD.

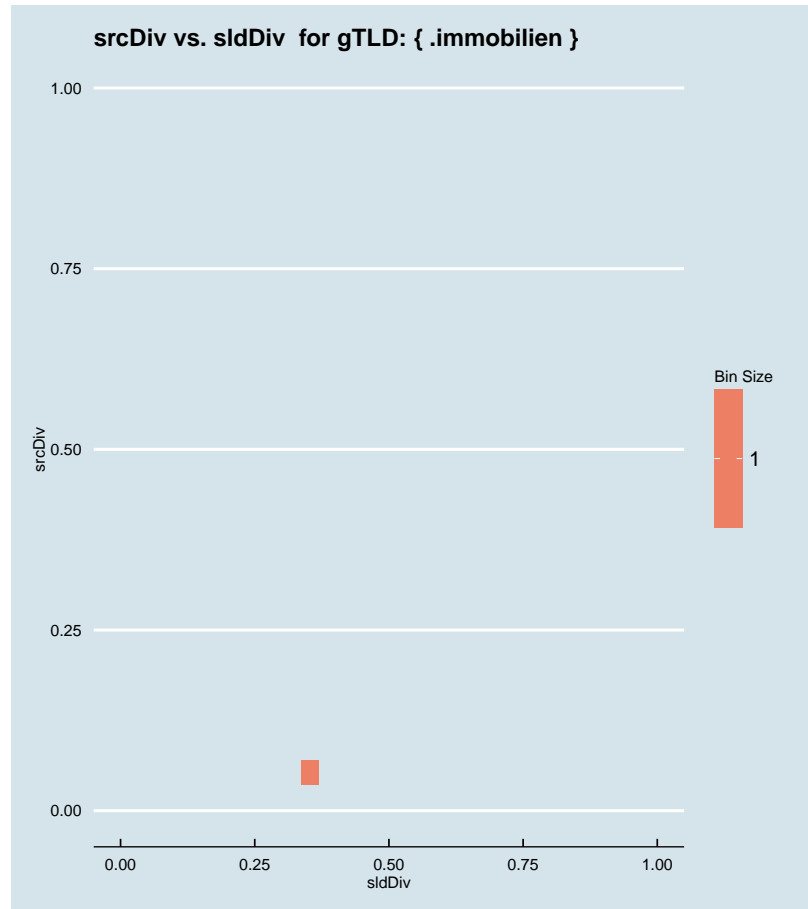


Figure 2.840: Binned scatter-plot of srcDiv and sldDiv for gTLD: {.immobilien}.

### :: 2.580 Representative SLDs for gTLD: {.inc}

In this section, we collect representative SLDs related to gTLD: 'inc'. We found 285 unique SLDs after filtering. A total of 9498295 records were considered representative and they are 95.887% of the gTLD dump. Since the total number of records for this gTLD is 9498295, there are 0 non-representative records (NRep). In addition, this set comprises 0.004 of the entire data-set. Table 2.421 shows the corresponding SLDs ordered by the level of importance. Figure 2.841 shows the record count (PPM) for each representative SLD. Figure 2.842 shows the binned scatter-plot of srcDiv and sldDiv.

► {.inc}  
Total SLDs: 285  
a-sldDiv: 95.887%  
a-oR: 0.389%  
NRep: 0

Individual SLD descriptors for gTLD: {inc}										
SLD	count	sldDiv	$\phi$ -sldDiv	ipcount	srcDiv	$\phi$ -srcDiv	oR	a-srcDiv	a-oR	rem
INCATF	1.576	0.159	1.000	0.031	0.020	0.001	6.46E-4	0.159	6.46E-4	7921907
RANDOM13	1.251	0.126	1.000	0.017	0.014	8.21E-4	5.13E-4	0.285	0.001	6671152
RANDOM10	0.839	0.085	1.000	0.016	0.020	0.001	3.44E-4	0.370	0.002	5832446
SHORTSLD	0.827	0.083	1.000	0.016	0.019	0.001	3.39E-4	0.454	0.002	5005753
INCATB	0.366	0.037	1.000	0.010	0.027	0.002	1.5E-4	0.490	0.002	4640035
mediatek	0.343	0.035	1.000	0.008	0.025	0.002	1.41E-4	0.525	0.002	4297105
INCATD	0.338	0.034	1.000	0.017	0.050	0.006	1.38E-4	0.559	0.002	3959267
psi	0.335	0.034	1.000	0.007	0.020	0.001	1.37E-4	0.593	0.002	3624448
INCATC	0.267	0.027	0.999	0.013	0.051	0.006	1.09E-4	0.620	0.003	3357712
q1labs	0.266	0.027	0.999	0.002	0.006	2.26E-4	1.09E-4	0.647	0.003	3092028
leviton	0.178	0.018	0.999	0.007	0.040	0.004	7.28E-5	0.665	0.003	2914406
gome	0.150	0.015	0.999	0.004	0.025	0.002	6.13E-5	0.680	0.003	2764856
INCATI	0.149	0.015	0.999	0.009	0.060	0.008	6.11E-5	0.695	0.003	2615721
smarttech	0.142	0.014	0.999	0.007	0.049	0.006	5.83E-5	0.709	0.003	2473369
quala	0.130	0.013	0.999	0.002	0.017	0.001	5.34E-5	0.722	0.003	2343184
INVALID	0.123	0.012	0.999	0.006	0.048	0.005	5.05E-5	0.735	0.003	2220074
foseco	0.123	0.012	0.999	0.007	0.056	0.007	5.03E-5	0.747	0.003	2097222
cbr	0.110	0.011	0.999	0.007	0.063	0.009	4.5E-5	0.758	0.003	1987409
syspres	0.101	0.010	0.999	5.8E-5	5.76E-4	8.31E-6	4.13E-5	0.768	0.003	1886698
mti	0.098	0.010	0.999	0.003	0.032	0.003	4.01E-5	0.778	0.003	1788858
soteha	0.060	0.006	0.999	1.43E-4	0.002	6.84E-5	2.45E-5	0.784	0.003	1729160
anapharm	0.051	0.005	0.999	0.005	0.097	0.016	2.09E-5	0.789	0.003	1678271
innovatia	0.047	0.005	0.999	0.001	0.021	0.002	1.94E-5	0.794	0.003	1630889
apptis	0.047	0.005	0.999	0.001	0.026	0.002	1.94E-5	0.799	0.003	1583556
yorktowne	0.038	0.004	0.998	0.002	0.058	0.007	1.57E-5	0.803	0.003	1545289
tecta	0.037	0.004	0.998	0.003	0.070	0.010	1.51E-5	0.807	0.003	1508386
crossview	0.036	0.004	0.998	0.003	0.070	0.010	1.49E-5	0.810	0.003	1472034
ahc	0.031	0.003	0.998	0.001	0.035	0.003	1.28E-5	0.813	0.003	1440723
siatech	0.031	0.003	0.998	0.002	0.061	0.008	1.25E-5	0.817	0.003	1410157
jatco	0.030	0.003	0.998	2.01E-4	0.007	2.8E-4	1.24E-5	0.820	0.003	1379914
rsw-mtl	0.030	0.003	0.998	7.4E-4	0.025	0.002	1.23E-5	0.823	0.003	1349987
chaos	0.028	0.003	0.998	8.7E-5	0.003	1.01E-4	1.13E-5	0.825	0.003	1322467
herc	0.027	0.003	0.998	0.002	0.075	0.011	1.1E-5	0.828	0.003	1295565
heartland	0.027	0.003	0.998	8.49E-4	0.032	0.003	1.1E-5	0.831	0.003	1268688
phf	0.027	0.003	0.998	0.001	0.042	0.004	1.1E-5	0.834	0.003	1241900

Table 2.421: Top 35 most significant SLDs for gTLD 'inc'. The SLD list holds 95.887% of the entries found in the gTLD and 0.004 of the total number of entries for the entire experiment. **count** represents the number of records found for the SLD (in parts per million). **sldDiv** is the raw count divided by the number of records of this gTLD dump file. **oR** is the ratio of raw count to the total number of records of the experiment.  $\phi$ -**sldDiv** represents the  $\phi$  percentile of sldDiv on the entire data-set. **a-srcDiv** is the cumulative srcDiv variable. **a-oR** is the cumulative oR.

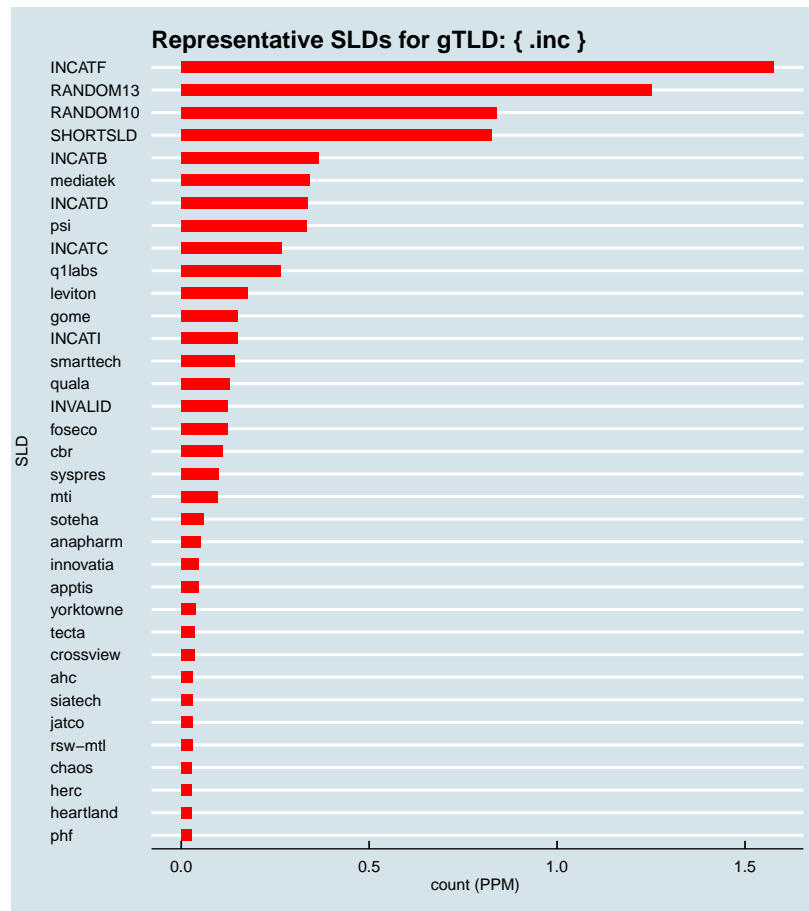


Figure 2.841: Representative SLDs for gTLD: { .inc}. The x axis displays number of times (in parts per million) the corresponding SLD (y axis) was found in the gTLD.

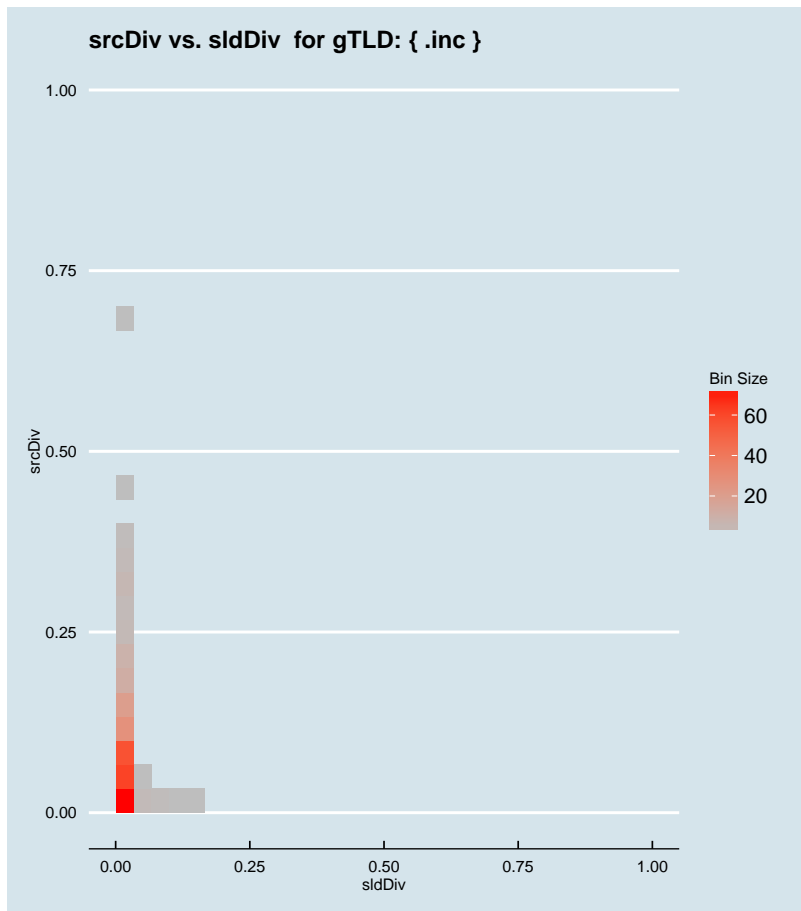


Figure 2.842: Binned scatter-plot of srcDiv and sldDiv for gTLD: {.inc}.

### :: 2.581 Representative SLDs for gTLD: {.indians}

In this section, we collect representative SLDs related to gTLD: 'indians'. We found 1 unique SLDs after filtering. A total of 1274 records were considered representative and they are 20.313% of the gTLD dump. Since the total number of records for this gTLD is 1274, there are 0 non-representative records (NRep). In addition, this set comprises  $5.22E-7$  of the entire data-set. Table 2.422 shows the corresponding SLDs ordered by the level of importance. Figure 2.843 shows the record count (PPM) for each representative SLD. Figure 2.844 shows the binned scatter-plot of srcDiv and sldDiv.

► {.indians}  
 Total SLDs: 1  
 a-sldDiv: 20.313%  
 a-oR: 0.000%  
 NRep: 0



Individual SLD descriptors for gTLD: {indians}										
SLD	count	sldDiv	$\phi$ -sldDiv	ipcount	srcDiv	$\phi$ -srcDiv	oR	a-srcDiv	a-oR	rem
INVALID	0.001	0.203	1.000	4.6E-5	0.036	0.004	5.22E-7	0.203	5.22E-7	0

Table 2.422: Top 1 most significant SLDs for gTLD 'indians'. The SLD list holds 20.313% of the entries found in the gTLD and 5.22E-7 of the total number of entries for the entire experiment. **count** represents the number of records found for the SLD (in parts per million). **sldDiv** is the raw count divided by the number of records of this gTLD dump file. **oR** is the ratio of raw count to the total number of records of the experiment.  $\phi$ -**sldDiv** represents the  $\phi$  percentile of sldDiv on the entire data-set. **a-srcDiv** is the cumulative srcDiv variable. **a-oR** is the cumulative oR.




Figure 2.843: Representative SLDs for gTLD: { .indians}. The  $x$  axis displays number of times (in parts per million) the corresponding SLD ( $y$  axis) was found in the gTLD.

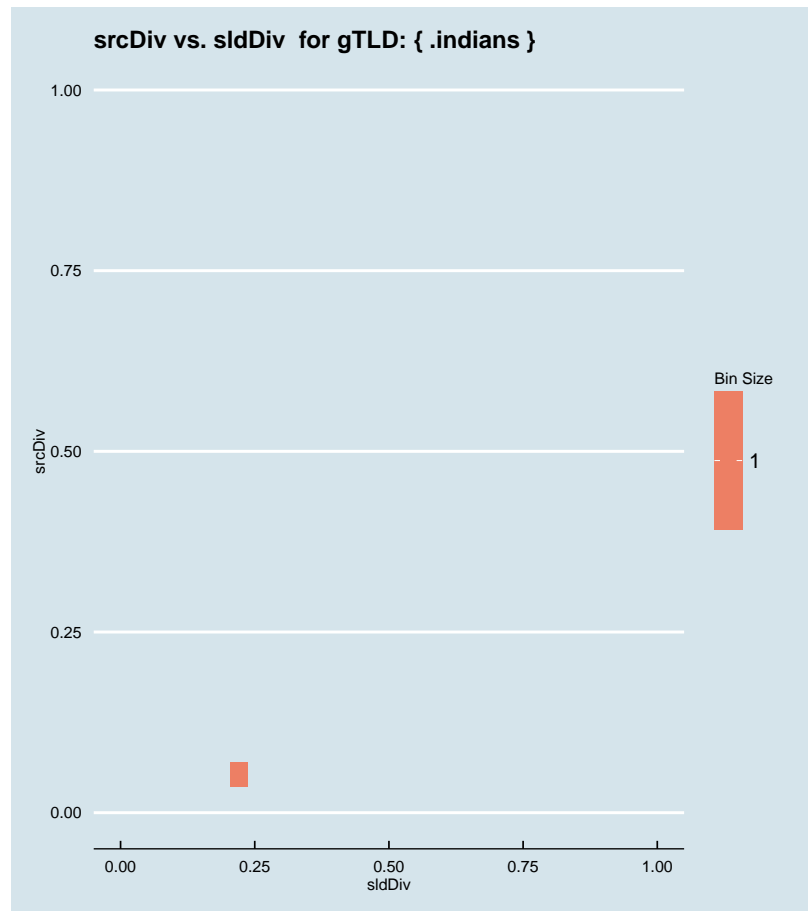


Figure 2.844: Binned scatter-plot of srcDiv and sldDiv for gTLD: { .indians}.

### :: 2.582 Representative SLDs for gTLD: { .industries }

In this section, we collect representative SLDs related to gTLD: 'industries'. We found 5 unique SLDs after filtering. A total of 21379 records were considered representative and they are 69.825% of the gTLD dump. Since the total number of records for this gTLD is 21379, there are 0 non-representative records (NRep). In addition, this set comprises  $8.76E-6$  of the entire data-set. Table 2.423 shows the corresponding SLDs ordered by the level of importance. Figure 2.845 shows the record count (PPM) for each representative SLD. Figure 2.846 shows the binned scatter-plot of srcDiv and sldDiv.

► { .industries }  
Total SLDs: 5  
a-sldDiv: 69.825%  
a-oR: 0.001%  
NRep: 0



Individual SLD descriptors for gTLD: {industries}										
SLD	count	sldDiv	$\phi$ -sldDiv	ipcount	srcDiv	$\phi$ -srcDiv	oR	a-srcDiv	a-oR	rem
INCATF	0.009	0.294	1.000	3.99E-4	0.044	0.005	3.69E-6	0.294	3.69E-6	12381
cci	0.006	0.187	1.000	4.35E-4	0.076	0.011	2.34E-6	0.481	6.03E-6	6660
INVALID	0.003	0.085	1.000	1.96E-4	0.076	0.011	1.06E-6	0.565	7.09E-6	4068
universal	0.003	0.083	1.000	8.4E-5	0.033	0.003	1.04E-6	0.649	8.14E-6	1520
nailor	0.002	0.050	1.000	1.07E-4	0.070	0.010	6.23E-7	0.698	8.76E-6	0

Table 2.423: Top 5 most significant SLDs for gTLD 'industries'. The SLD list holds 69.825% of the entries found in the gTLD and 8.76E-6 of the total number of entries for the entire experiment. **count** represents the number of records found for the SLD (in parts per million). **sldDiv** is the raw count divided by the number of records of this gTLD dump file. **oR** is the ratio of raw count to the total number of records of the experiment.  **$\phi$ -sldDiv** represents the  $\phi$  percentile of sldDiv on the entire data-set. **a-srcDiv** is the cumulative srcDiv variable. **a-oR** is the cumulative oR.

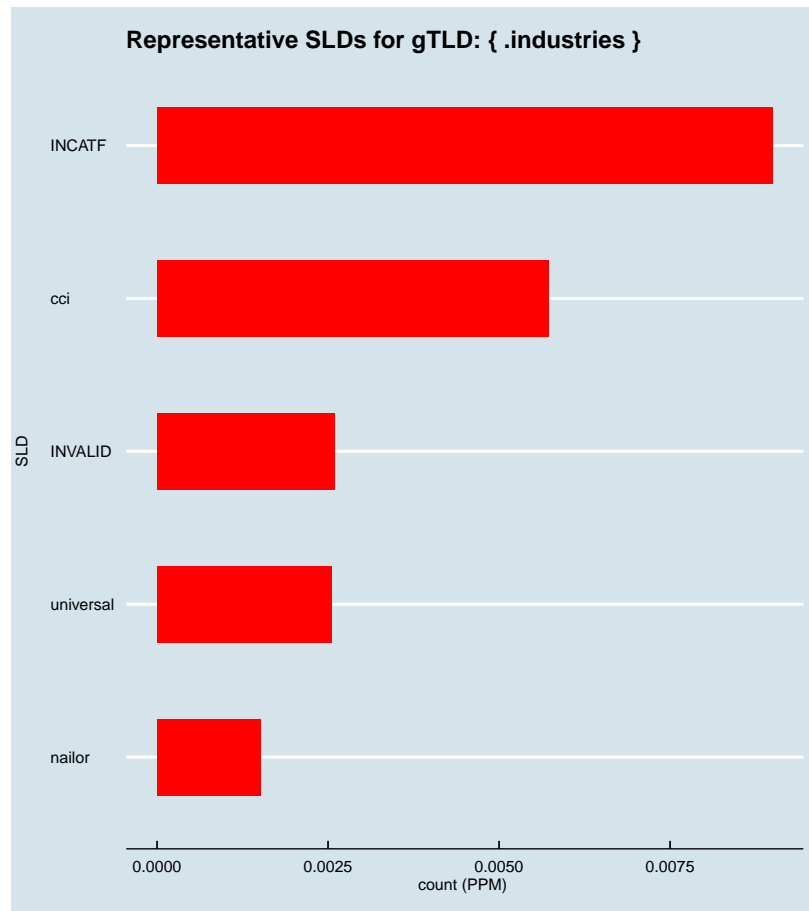


Figure 2.845: Representative SLDs for gTLD: { .industries}. The x axis displays number of times (in parts per million) the corresponding SLD (y axis) was found in the gTLD.

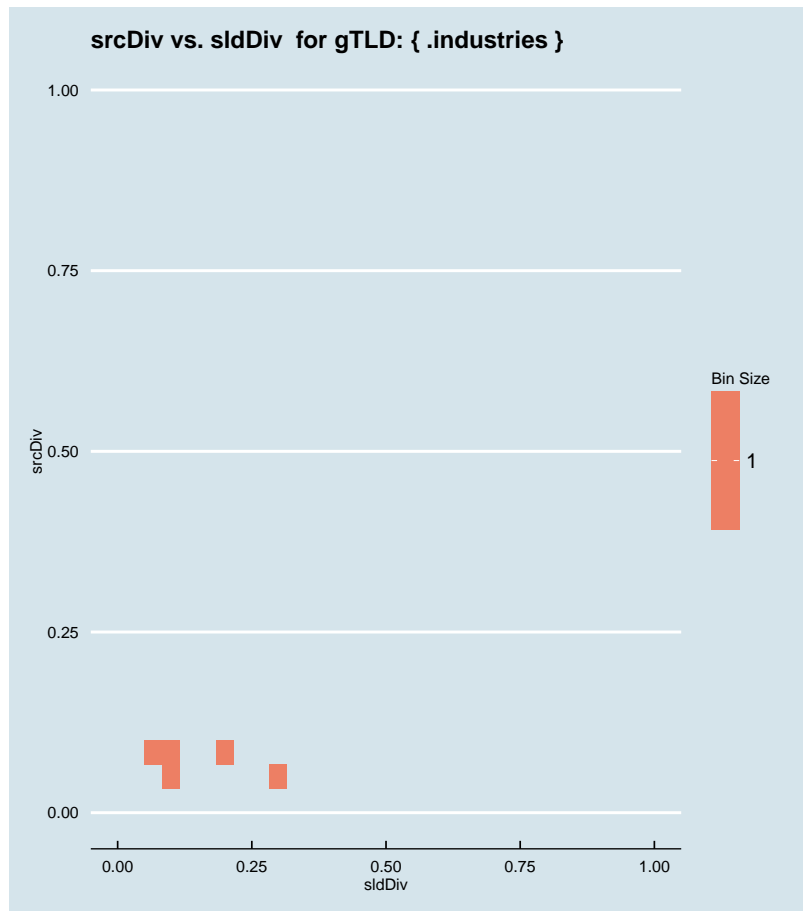


Figure 2.846: Binned scatter-plot of srcDiv and sldDiv for gTLD: {.industries}.

∴ 2.583 Representative SLDs for gTLD: {.infiniti}

In this section, we collect representative SLDs related to gTLD: 'infiniti'. We found 3 unique SLDs after filtering. A total of 9721 records were considered representative and they are 57.712% of the gTLD dump. Since the total number of records for this gTLD is 9721, there are 0 non-representative records (NRep). In addition, this set comprises 3.98E-6 of the entire data-set. Table 2.424 shows the corresponding SLDs ordered by the level of importance. Figure 2.847 shows the record count (PPM) for each representative SLD. Figure 2.848 shows the binned scatter-plot of srcDiv and sldDiv.

► {.infiniti}  
 Total SLDs: 3  
 a-sldDiv: 57.712%  
 a-oR: 0.000%  
 NRep: 0

Individual SLD descriptors for gTLD: {infiniti}										
SLD	count	sldDiv	$\phi$ -sldDiv	ipcount	srcDiv	$\phi$ -srcDiv	oR	a-srcDiv	a-oR	rem
INCATF	0.005	0.316	1.000	6.06E-4	0.114	0.021	2.18E-6	0.316	2.18E-6	4405
INVALID	0.002	0.148	1.000	1.02E-4	0.041	0.004	1.02E-6	0.463	3.2E-6	1917
RANDOM13	0.002	0.114	1.000	1.6E-4	0.083	0.013	7.86E-7	0.577	3.98E-6	0

Table 2.424: Top 3 most significant SLDs for gTLD 'infiniti'. The SLD list holds 57.712% of the entries found in the gTLD and 3.98E-6 of the total number of entries for the entire experiment. **count** represents the number of records found for the SLD (in parts per million). **sldDiv** is the raw count divided by the number of records of this gTLD dump file. **oR** is the ratio of raw count to the total number of records of the experiment.  $\phi$ -**sldDiv** represents the  $\phi$  percentile of sldDiv on the entire data-set. **a-srcDiv** is the cumulative srcDiv variable. **a-oR** is the cumulative oR.

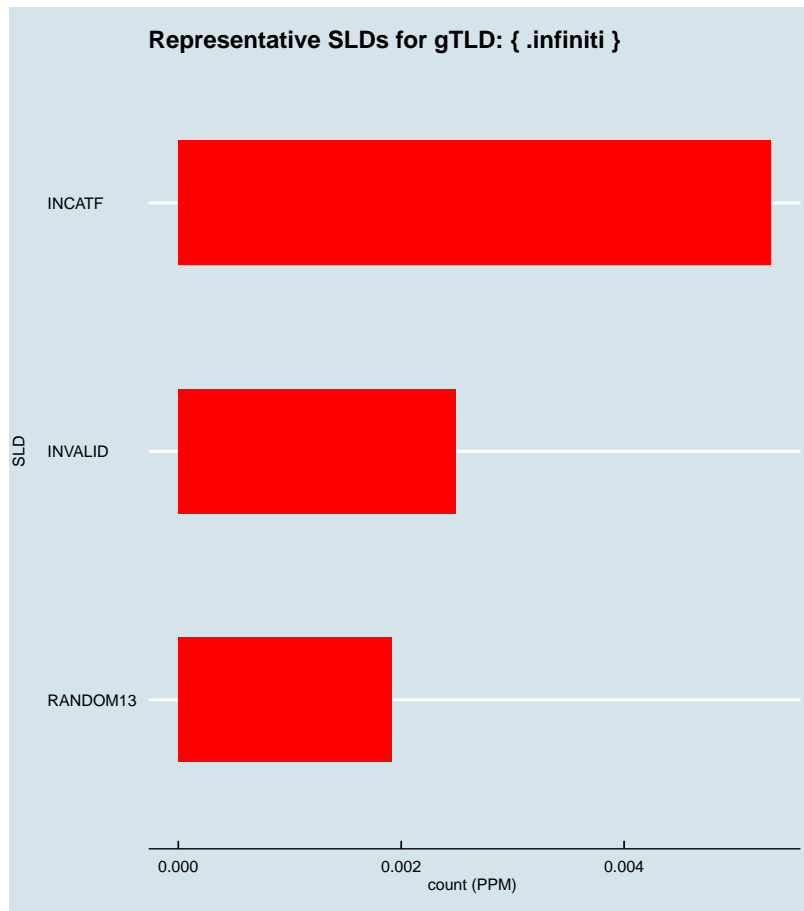


Figure 2.847: Representative SLDs for gTLD: { .infiniti}. The x axis displays number of times (in parts per million) the corresponding SLD (y axis) was found in the gTLD.



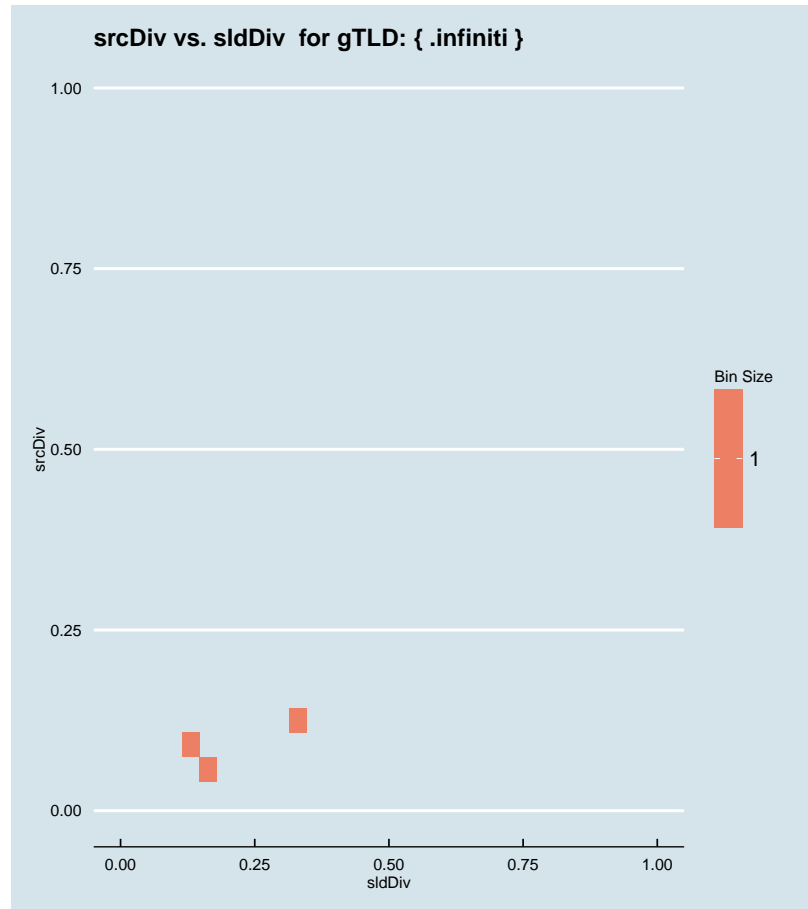


Figure 2.848: Binned scatter-plot of srcDiv and sldDiv for gTLD: { .infiniti}.

### :: 2.584 Representative SLDs for gTLD: { .infosys }

In this section, we collect representative SLDs related to gTLD: 'infosys'. We found 5 unique SLDs after filtering. A total of 12220 records were considered representative and they are 70.693% of the gTLD dump. Since the total number of records for this gTLD is 12220, there are 0 non-representative records (NRep). In addition, this set comprises 5.01E-6 of the entire data-set. Table 2.425 shows the corresponding SLDs ordered by the level of importance. Figure 2.849 shows the record count (PPM) for each representative SLD. Figure 2.850 shows the binned scatter-plot of srcDiv and sldDiv.

► { .infosys }  
Total SLDs: 5  
a-sldDiv: 70.693%  
a-oR: 0.001%  
NRep: 0

Individual SLD descriptors for gTLD: {infosys}										
SLD	count	sldDiv	$\phi$ -sldDiv	ipcount	srcDiv	$\phi$ -srcDiv	oR	a-srcDiv	a-oR	rem
RANDOM13	0.003	0.184	1.000	3.91E-4	0.123	0.022	1.3E-6	0.184	1.3E-6	9046
qdoba	0.003	0.183	1.000	6.28E-4	0.199	0.043	1.29E-6	0.366	2.59E-6	5891
ypvn	0.002	0.135	1.000	1.85E-4	0.080	0.012	9.53E-7	0.501	3.55E-6	3565
INCATB	0.002	0.120	1.000	1.5E-4	0.072	0.011	8.52E-7	0.621	4.4E-6	1487
INCATF	0.001	0.086	1.000	3.44E-4	0.231	0.055	6.09E-7	0.707	5.01E-6	0

Table 2.425: Top 5 most significant SLDs for gTLD 'infosys'. The SLD list holds 70.693% of the entries found in the gTLD and 5.01E-6 of the total number of entries for the entire experiment. **count** represents the number of records found for the SLD (in parts per million). **sldDiv** is the raw count divided by the number of records of this gTLD dump file. **oR** is the ratio of raw count to the total number of records of the experiment.  **$\phi$ -sldDiv** represents the  $\phi$  percentile of sldDiv on the entire data-set. **a-srcDiv** is the cumulative srcDiv variable. **a-oR** is the cumulative oR.

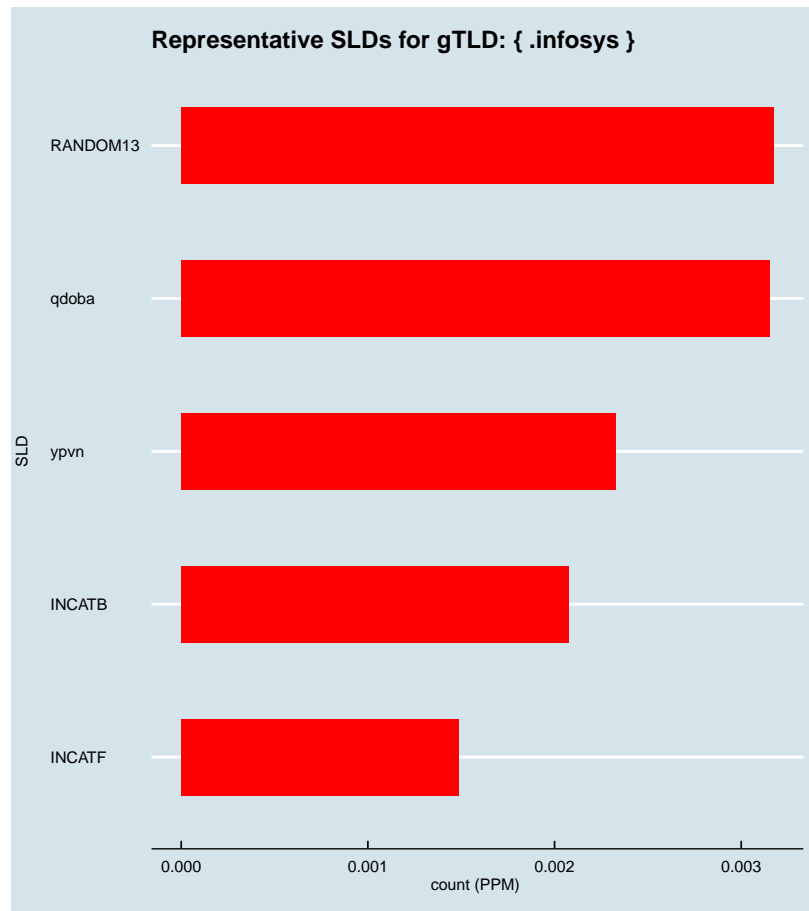


Figure 2.849: Representative SLDs for gTLD: { .infosys }. The  $x$  axis displays number of times (in parts per million) the corresponding SLD ( $y$  axis) was found in the gTLD.

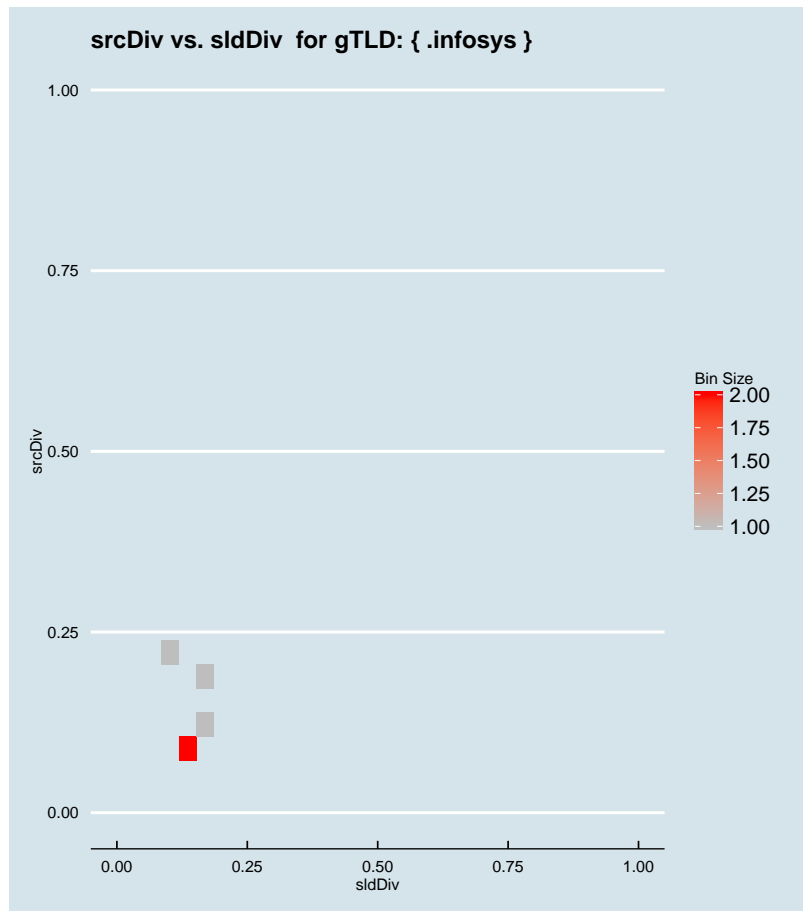


Figure 2.850: Binned scatter-plot of srcDiv and sldDiv for gTLD: {.infosys}.

### :: 2.585 Representative SLDs for gTLD: {.infy}

In this section, we collect representative SLDs related to gTLD: 'infy'. We found 2 unique SLDs after filtering. A total of 2824 records were considered representative and they are 89.029% of the gTLD dump. Since the total number of records for this gTLD is 2824, there are 0 non-representative records (NRep). In addition, this set comprises 1.16E-6 of the entire data-set. Table 2.426 shows the corresponding SLDs ordered by the level of importance. Figure 2.851 shows the record count (PPM) for each representative SLD. Figure 2.852 shows the binned scatter-plot of srcDiv and sldDiv.

► {.infy}  
 Total SLDs: 2  
 a-sldDiv: 89.029%  
 a-oR: 0.000%  
 NRep: 0

Individual SLD descriptors for gTLD: {.infy}										
SLD	count	sldDiv	$\phi$ -sldDiv	ipcount	srcDiv	$\phi$ -srcDiv	oR	a-srcDiv	a-oR	rem
INCATB	0.001	0.453	1.000	1.25E-4	0.087	0.014	5.89E-7	0.453	5.89E-7	1387
INCATC	0.001	0.437	1.000	4.2E-5	0.030	0.003	5.68E-7	0.890	1.16E-6	0

Table 2.426: Top 2 most significant SLDs for gTLD 'infy'. The SLD list holds 89.029% of the entries found in the gTLD and 1.16E-6 of the total number of entries for the entire experiment. **count** represents the number of records found for the SLD (in parts per million). **sldDiv** is the raw count divided by the number of records of this gTLD dump file. **oR** is the ratio of raw count to the total number of records of the experiment.  $\phi$ -**sldDiv** represents the  $\phi$  percentile of sldDiv on the entire data-set. **a-srcDiv** is the cumulative srcDiv variable. **a-oR** is the cumulative oR.

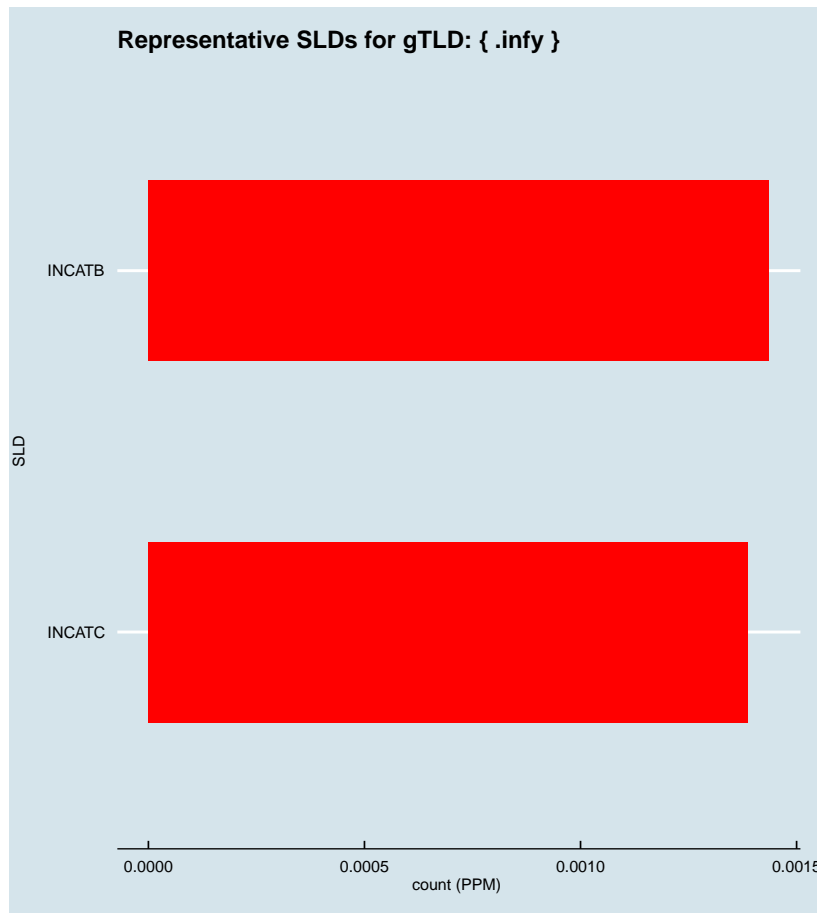


Figure 2.851: Representative SLDs for gTLD: { .infy }. The x axis displays number of times (in parts per million) the corresponding SLD (y axis) was found in the gTLD.

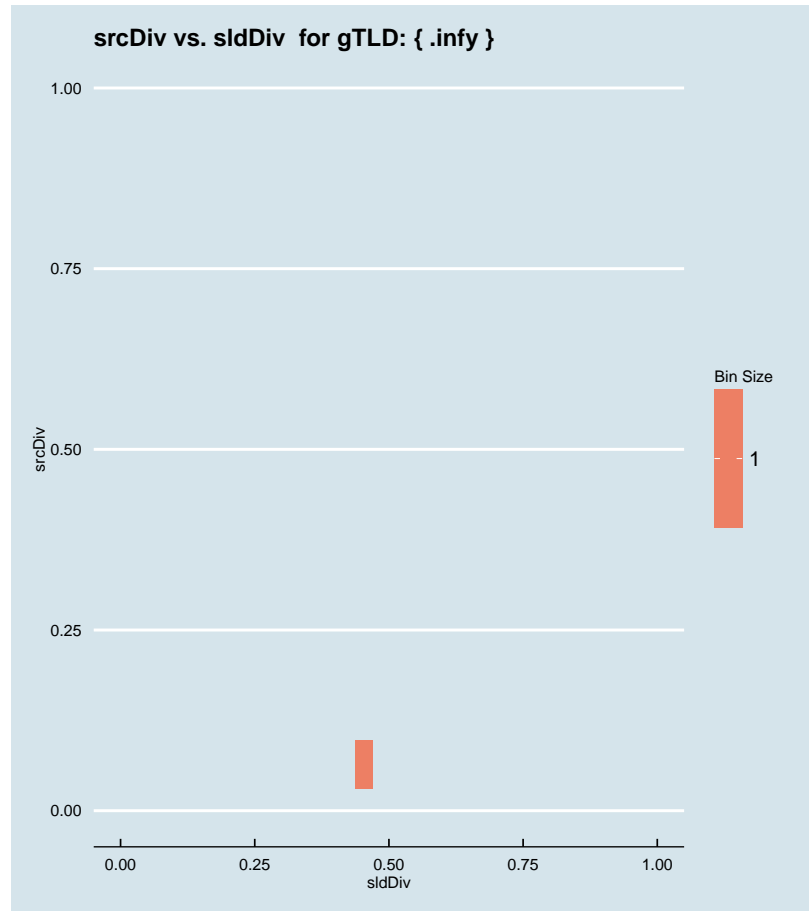


Figure 2.852: Binned scatter-plot of srcDiv and sldDiv for gTLD: { .infy }.

### ∴ 2.586 Representative SLDs for gTLD: { .ing }

In this section, we collect representative SLDs related to gTLD: 'ing'. We found 18 unique SLDs after filtering. A total of 139135 records were considered representative and they are 76.198% of the gTLD dump. Since the total number of records for this gTLD is 139135, there are 0 non-representative records (NRep). In addition, this set comprises  $5.7E-5$  of the entire data-set. Table 2.427 shows the corresponding SLDs ordered by the level of importance. Figure 2.853 shows the record count (PPM) for each representative SLD. Figure 2.854 shows the binned scatter-plot of srcDiv and sldDiv.

► { .ing }  
Total SLDs: 18  
a-sldDiv: 76.198%  
a-oR: 0.006%  
NRep: 0

Individual SLD descriptors for gTLD: {ing}										
SLD	count	sldDiv	$\phi$ -sldDiv	ipcount	srcDiv	$\phi$ -srcDiv	oR	a-srcDiv	a-oR	rem
INCATB	0.042	0.230	1.000	0.005	0.109	0.019	1.72E-5	0.230	1.72E-5	97088
INCATF	0.018	0.100	1.000	9.96E-4	0.054	0.007	7.51E-6	0.331	2.47E-5	78768
RANDOM13	0.011	0.059	1.000	0.001	0.116	0.021	4.42E-6	0.390	2.92E-5	67994
cabana	0.009	0.052	1.000	1.66E-4	0.018	0.001	3.89E-6	0.442	3.3E-5	58513
INCATE	0.009	0.052	1.000	0.004	0.452	0.124	3.87E-6	0.493	3.69E-5	49067
browse	0.008	0.044	1.000	1.61E-4	0.020	0.001	3.3E-6	0.537	4.02E-5	41007
holding	0.006	0.035	1.000	2.89E-4	0.045	0.005	2.64E-6	0.573	4.29E-5	34567
INCATC	0.006	0.031	1.000	0.002	0.300	0.076	2.29E-6	0.603	4.51E-5	28988
bung	0.005	0.027	0.999	3.46E-4	0.069	0.010	2.04E-6	0.631	4.72E-5	24001
RANDOM10	0.004	0.023	0.999	6.55E-4	0.156	0.032	1.72E-6	0.654	4.89E-5	19806
biblio-ele...	0.003	0.019	0.999	1.45E-4	0.042	0.005	1.41E-6	0.672	5.03E-5	16371
INCATD	0.003	0.018	0.999	2.63E-4	0.080	0.012	1.34E-6	0.690	5.17E-5	13098
intranet	0.003	0.015	0.999	2.28E-4	0.083	0.013	1.13E-6	0.705	5.28E-5	10352
SHORTSLD	0.003	0.014	0.999	0.001	0.441	0.122	1.05E-6	0.719	5.38E-5	7794
gore-ing	0.002	0.011	0.999	1.13E-4	0.055	0.007	8.46E-7	0.731	5.47E-5	5730
wpad	0.002	0.011	0.999	3.96E-4	0.201	0.048	8.07E-7	0.741	5.55E-5	3760
INVALID	0.002	0.011	0.999	5.45E-4	0.283	0.071	7.9E-7	0.752	5.63E-5	1832
adsl	0.002	0.010	0.999	5.4E-5	0.029	0.003	7.51E-7	0.762	5.7E-5	0

Table 2.427: Top 18 most significant SLDs for gTLD 'ing'. The SLD list holds 76.198% of the entries found in the gTLD and 5.7E-5 of the total number of entries for the entire experiment. **count** represents the number of records found for the SLD (in parts per million). **sldDiv** is the raw count divided by the number of records of this gTLD dump file. **oR** is the ratio of raw count to the total number of records of the experiment.  **$\phi$ -sldDiv** represents the  $\phi$  percentile of sldDiv on the entire data-set. **a-srcDiv** is the cumulative srcDiv variable. **a-oR** is the cumulative oR.





Figure 2.853: Representative SLDs for gTLD: { .ing}. The x axis displays number of times (in parts per million) the corresponding SLD (y axis) was found in the gTLD.

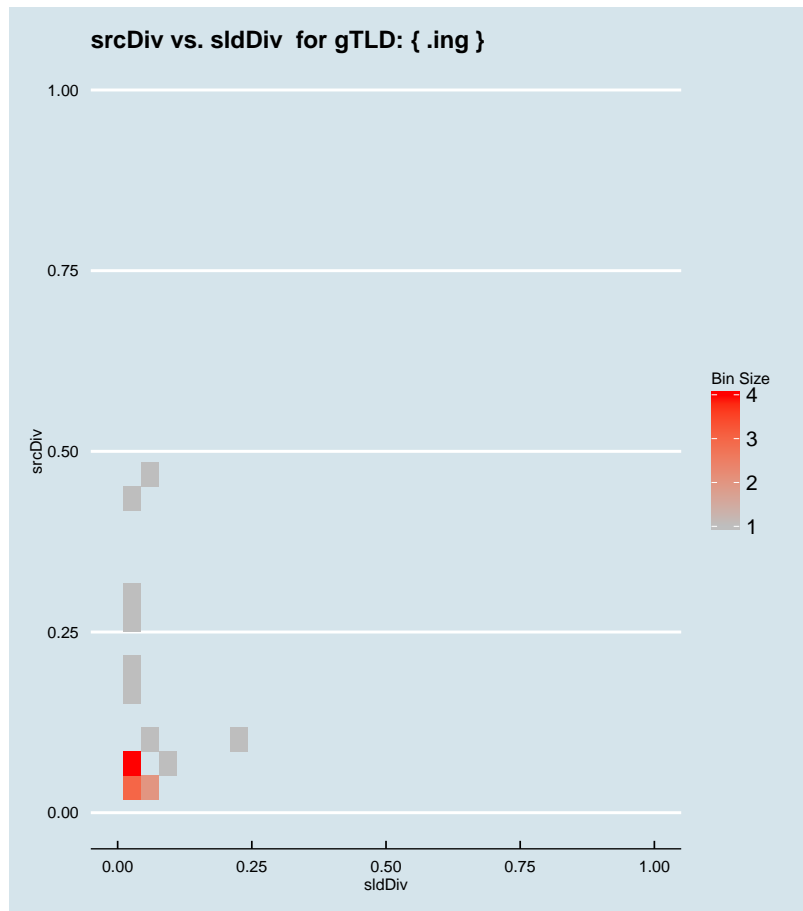


Figure 2.854: Binned scatter-plot of srcDiv and sldDiv for gTLD: {.ing}.

### :: 2.587 Representative SLDs for gTLD: {.ink}

In this section, we collect representative SLDs related to gTLD: 'ink'. We found 10 unique SLDs after filtering. A total of 97574 records were considered representative and they are 87.049% of the gTLD dump. Since the total number of records for this gTLD is 97574, there are 0 non-representative records (NRep). In addition, this set comprises  $4E-5$  of the entire data-set. Table 2.428 shows the corresponding SLDs ordered by the level of importance. Figure 2.855 shows the record count (PPM) for each representative SLD. Figure 2.856 shows the binned scatter-plot of srcDiv and sldDiv.

► {.ink}  
 Total SLDs: 10  
 a-sldDiv: 87.049%  
 a-oR: 0.004%  
 NRep: 0

Individual SLD descriptors for gTLD: {ink}										
SLD	count	sldDiv	$\phi$ -sldDiv	ipcount	srcDiv	$\phi$ -srcDiv	oR	a-srcDiv	a-oR	rem
sericol	0.040	0.359	1.000	0.003	0.071	0.010	1.65E-5	0.359	1.65E-5	57339
INCATC	0.021	0.191	1.000	0.003	0.149	0.030	8.79E-6	0.550	2.53E-5	35885
INCATF	0.014	0.122	1.000	0.002	0.130	0.025	5.58E-6	0.672	3.09E-5	22257
INCATB	0.005	0.048	1.000	0.002	0.334	0.096	2.19E-6	0.720	3.31E-5	16902
RANDOM13	0.005	0.046	1.000	6.72E-4	0.131	0.025	2.11E-6	0.766	3.52E-5	11761
usm	0.004	0.037	1.000	2E-6	4.76E-4	6.44E-6	1.72E-6	0.803	3.69E-5	7561
INVALID	0.003	0.028	0.999	2.44E-4	0.077	0.012	1.3E-6	0.831	3.82E-5	4396
INCATD	0.002	0.015	0.999	4.71E-4	0.282	0.071	6.85E-7	0.846	3.89E-5	2724
matchrepor...	0.002	0.013	0.999	6.59E-4	0.437	0.121	6.18E-7	0.860	3.95E-5	1215
RANDOM10	0.001	0.011	0.999	3.98E-4	0.328	0.082	4.98E-7	0.870	4E-5	0

Table 2.428: Top 10 most significant SLDs for gTLD 'ink'. The SLD list holds 87.049% of the entries found in the gTLD and 4E-5 of the total number of entries for the entire experiment. **count** represents the number of records found for the SLD (in parts per million). **sldDiv** is the raw count divided by the number of records of this gTLD dump file. **oR** is the ratio of raw count to the total number of records of the experiment.  **$\phi$ -sldDiv** represents the  $\phi$  percentile of sldDiv on the entire data-set. **a-srcDiv** is the cumulative srcDiv variable. **a-oR** is the cumulative oR.

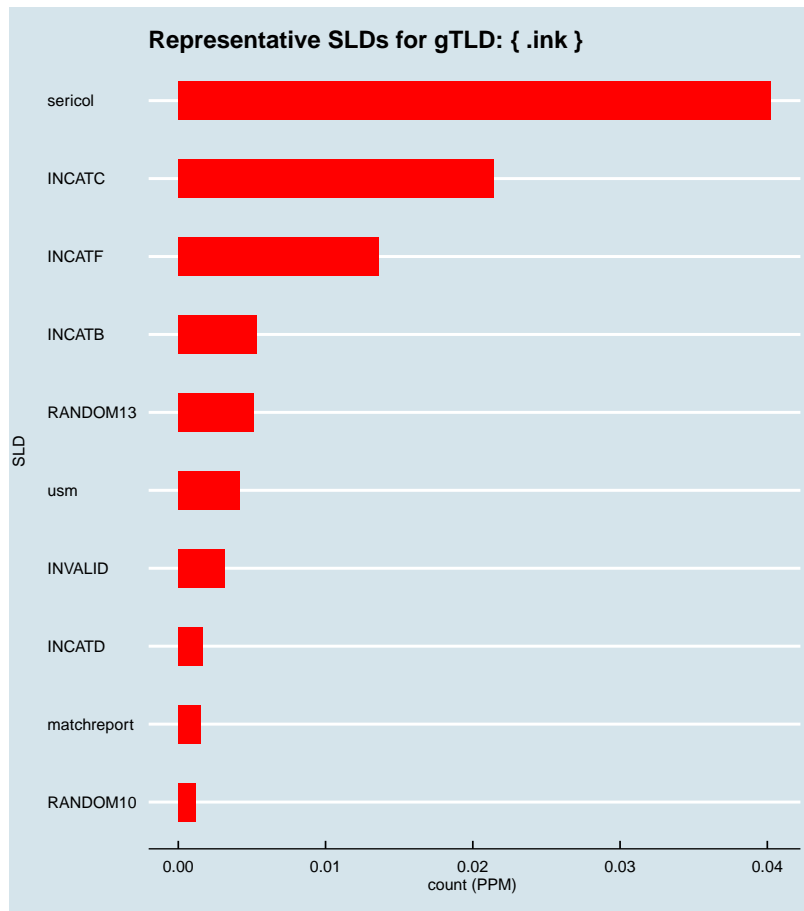


Figure 2.855: Representative SLDs for gTLD: { .ink}. The x axis displays number of times (in parts per million) the corresponding SLD (y axis) was found in the gTLD.

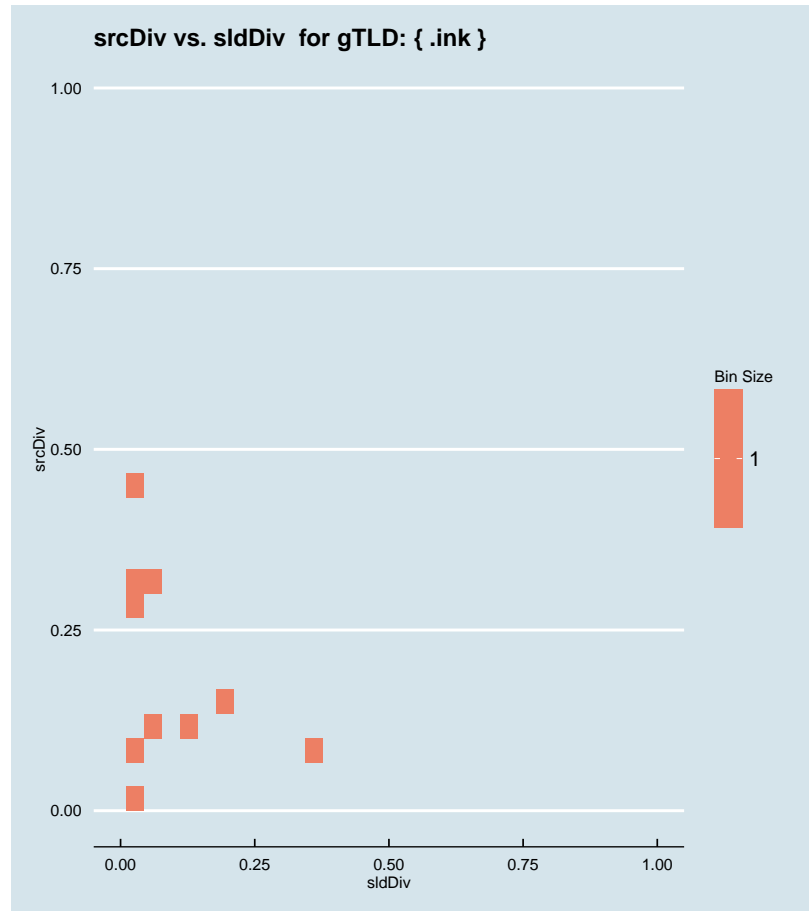


Figure 2.856: Binned scatter-plot of srcDiv and sldDiv for gTLD: { .ink}.

### :: 2.588 Representative SLDs for gTLD: { .institute }

In this section, we collect representative SLDs related to gTLD: 'institute'. We found 3 unique SLDs after filtering. A total of 16233 records were considered representative and they are 71.802% of the gTLD dump. Since the total number of records for this gTLD is 16233, there are 0 non-representative records (NRep). In addition, this set comprises 6.65E-6 of the entire data-set. Table 2.429 shows the corresponding SLDs ordered by the level of importance. Figure 2.857 shows the record count (PPM) for each representative SLD. Figure 2.858 shows the binned scatter-plot of srcDiv and sldDiv.

► { .institute }  
Total SLDs: 3  
a-sldDiv: 71.802%  
a-oR: 0.001%  
NRep: 0



Individual SLD descriptors for gTLD: {.institute}										
SLD	count	sldDiv	$\phi$ -sldDiv	ipcount	srcDiv	$\phi$ -srcDiv	oR	a-srcDiv	a-oR	rem
RANDOM13	0.008	0.340	1.000	3.1E-4	0.040	0.004	3.15E-6	0.340	3.15E-6	8536
erc	0.007	0.305	1.000	9.8E-5	0.014	8.64E-4	2.83E-6	0.646	5.98E-6	1633
INVALID	0.002	0.072	1.000	2.59E-4	0.159	0.033	6.69E-7	0.718	6.65E-6	0

Table 2.429: Top 3 most significant SLDs for gTLD 'institute'. The SLD list holds 71.802% of the entries found in the gTLD and 6.65E-6 of the total number of entries for the entire experiment. **count** represents the number of records found for the SLD (in parts per million). **sldDiv** is the raw count divided by the number of records of this gTLD dump file. **oR** is the ratio of raw count to the total number of records of the experiment.  $\phi$ -**sldDiv** represents the  $\phi$  percentile of sldDiv on the entire data-set. **a-srcDiv** is the cumulative srcDiv variable. **a-oR** is the cumulative oR.

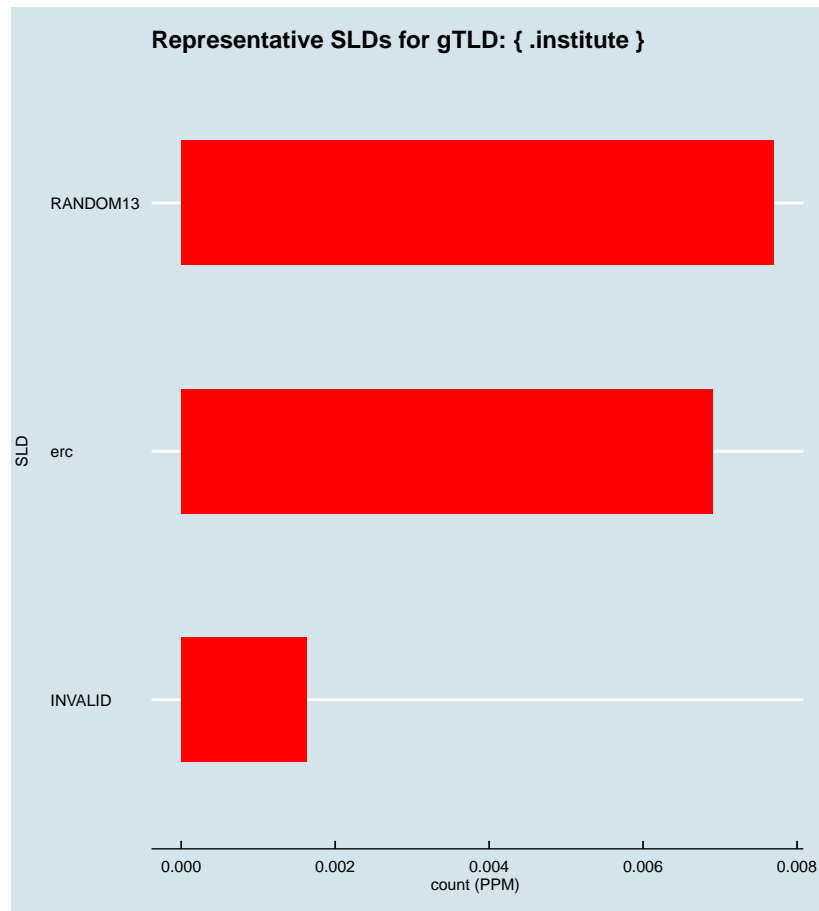


Figure 2.857: Representative SLDs for gTLD: { .institute }. The  $x$  axis displays number of times (in parts per million) the corresponding SLD ( $y$  axis) was found in the gTLD.

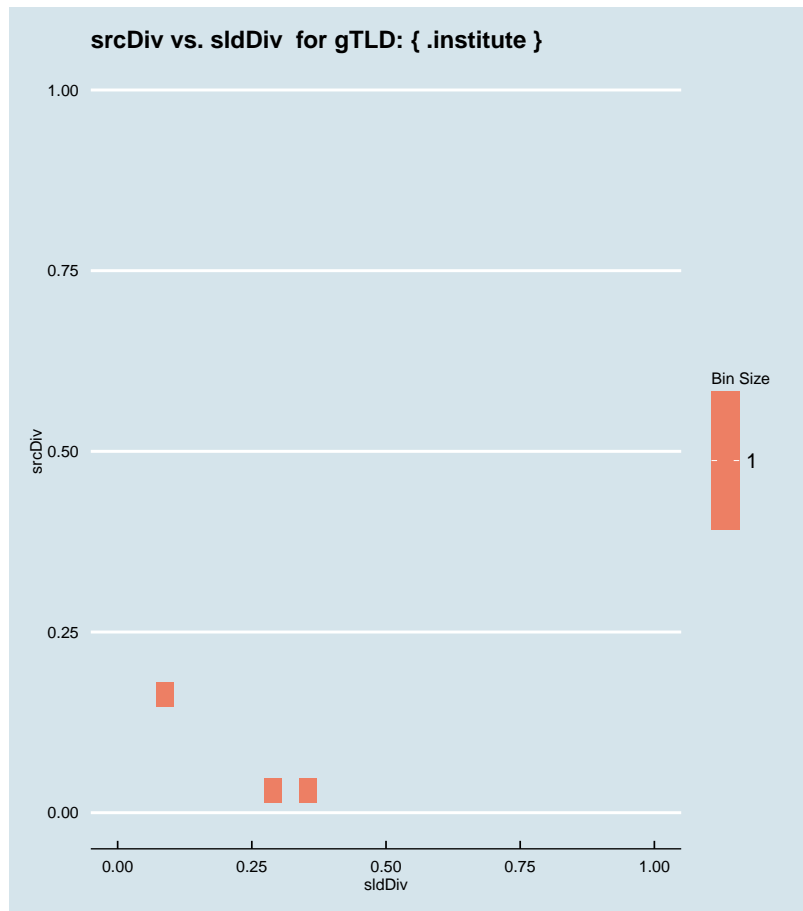


Figure 2.858: Binned scatter-plot of srcDiv and sldDiv for gTLD: {.institute}.

### :: 2.589 Representative SLDs for gTLD: {.insurance}

In this section, we collect representative SLDs related to gTLD: 'insurance'. We found 5 unique SLDs after filtering. A total of 17114 records were considered representative and they are 59.195% of the gTLD dump. Since the total number of records for this gTLD is 17114, there are 0 non-representative records (NRep). In addition, this set comprises 7.01E−6 of the entire data-set. Table 2.430 shows the corresponding SLDs ordered by the level of importance. Figure 2.859 shows the record count (PPM) for each representative SLD. Figure 2.860 shows the binned scatter-plot of srcDiv and sldDiv.

► {.insurance}  
 Total SLDs: 5  
 a-sldDiv: 59.195%  
 a-oR: 0.001%  
 NRep: 0



Individual SLD descriptors for gTLD: {insurance}										
SLD	count	sldDiv	$\phi$ -sldDiv	ipcount	srcDiv	$\phi$ -srcDiv	oR	a-srcDiv	a-oR	rem
INCATB	0.006	0.213	1.000	5.71E-4	0.093	0.015	2.52E-6	0.213	2.52E-6	10967
INCATF	0.005	0.189	1.000	4.77E-4	0.087	0.014	2.24E-6	0.402	4.76E-6	5493
INVALID	0.003	0.104	1.000	3.66E-4	0.122	0.022	1.23E-6	0.506	5.99E-6	2491
RANDOM13	0.001	0.044	1.000	2.58E-4	0.204	0.048	5.18E-7	0.550	6.51E-6	1227
RANDOM10	0.001	0.042	1.000	3.19E-4	0.260	0.066	5.03E-7	0.592	7.01E-6	0

Table 2.430: Top 5 most significant SLDs for gTLD 'insurance'. The SLD list holds 59.195% of the entries found in the gTLD and 7.01E-6 of the total number of entries for the entire experiment. **count** represents the number of records found for the SLD (in parts per million). **sldDiv** is the raw count divided by the number of records of this gTLD dump file. **oR** is the ratio of raw count to the total number of records of the experiment.  $\phi$ -**sldDiv** represents the  $\phi$  percentile of sldDiv on the entire data-set. **a-srcDiv** is the cumulative srcDiv variable. **a-oR** is the cumulative oR.

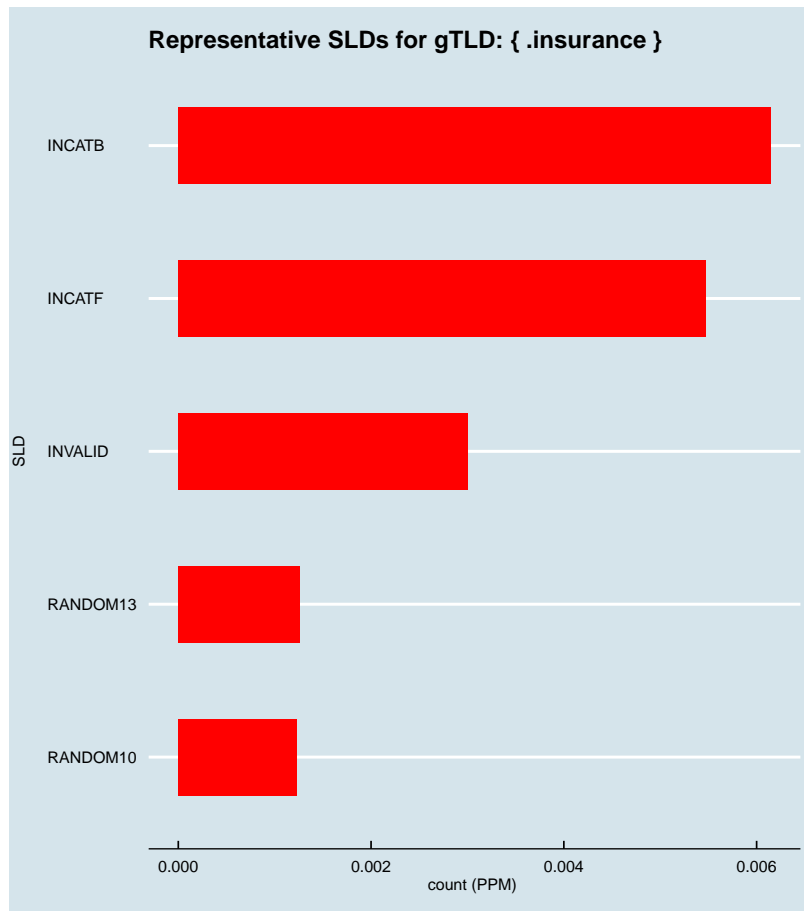


Figure 2.859: Representative SLDs for gTLD: { .insurance }. The x axis displays number of times (in parts per million) the corresponding SLD (y axis) was found in the gTLD.

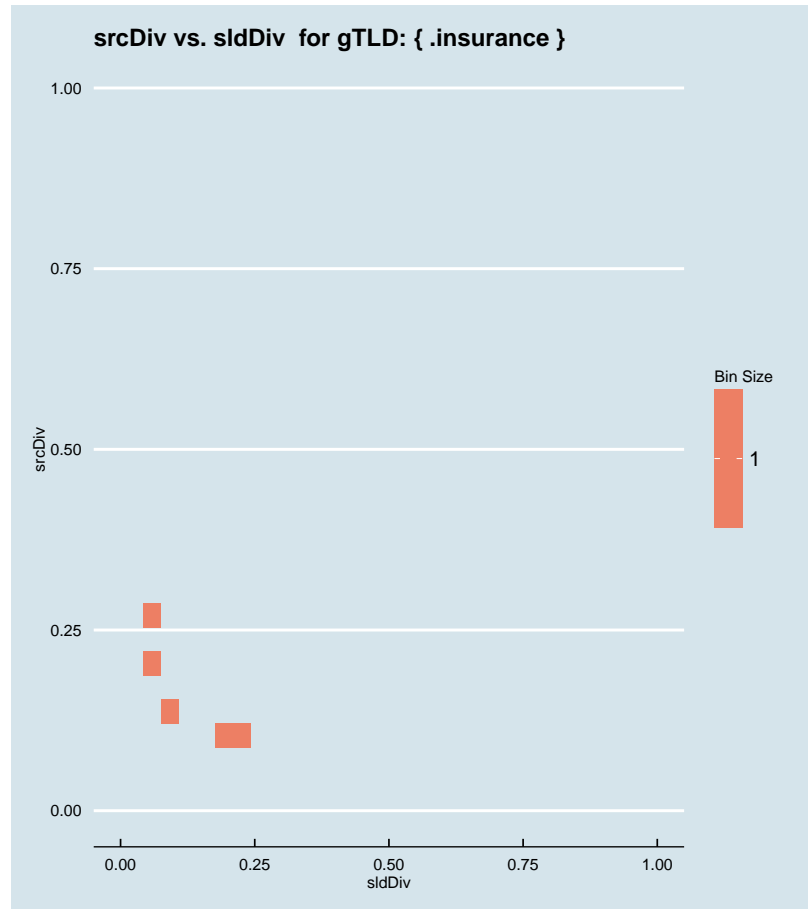


Figure 2.860: Binned scatter-plot of srcDiv and sldDiv for gTLD: { .insurance }.

### :: 2.590 Representative SLDs for gTLD: { .insure }

In this section, we collect representative SLDs related to gTLD: 'insure'. We found 0 unique SLDs after filtering. A total of 0 records were considered representative and they are 0.000% of the gTLD dump. Since the total number of records for this gTLD is 0, there are 0 non-representative records (NRep). In addition, this set comprises 0E0 of the entire data-set.

► { .insure }  
Total SLDs: 0  
a-sldDiv: 0.000%  
a-oR: 0.000%  
NRep: 0

### :: 2.591 Representative SLDs for gTLD: { .intel }

In this section, we collect representative SLDs related to gTLD: 'intel'. We found 11

► { .intel }  
Total SLDs: 11  
a-sldDiv: 75.301%  
a-oR: 0.002%  
NRep: 0

unique SLDs after filtering. A total of 48418 records were considered representative and they are 75.301% of the gTLD dump. Since the total number of records for this gTLD is 48418, there are 0 non-representative records (NRep). In addition, this set comprises  $1.98E-5$  of the entire data-set. Table 2.431 shows the corresponding SLDs ordered by the level of importance. Figure 2.861 shows the record count (PPM) for each representative SLD. Figure 2.862 shows the binned scatter-plot of srcDiv and sldDiv.

Individual SLD descriptors for gTLD: {intel}										
SLD	count	sldDiv	$\phi$ -sldDiv	ipcount	srcDiv	$\phi$ -srcDiv	oR	a-srcDiv	a-oR	rem
suporte	0.008	0.132	1.000	$3.4E-5$	0.004	$1.37E-4$	$3.48E-6$	0.132	$3.48E-6$	39921
INCATC	0.008	0.125	1.000	$8.73E-4$	0.109	0.019	$3.28E-6$	0.257	$6.77E-6$	31910
RANDOM13	0.008	0.124	1.000	$7.21E-4$	0.091	0.014	$3.26E-6$	0.380	$1E-5$	23963
INCATF	0.005	0.083	1.000	$3E-4$	0.056	0.007	$2.19E-6$	0.463	$1.22E-5$	18622
INVALID	0.004	0.067	1.000	$3.67E-4$	0.085	0.013	$1.78E-6$	0.531	$1.4E-5$	14289
INCATB	0.004	0.059	1.000	$8.84E-4$	0.231	0.055	$1.57E-6$	0.590	$1.56E-5$	10470
RANDOM10	0.003	0.054	1.000	$5.65E-4$	0.162	0.033	$1.43E-6$	0.644	$1.7E-5$	6989
wpad	0.002	0.038	1.000	$7.18E-4$	0.290	0.075	$1.01E-6$	0.683	$1.8E-5$	4514
ramyam	0.002	0.030	1.000	$8.7E-5$	0.045	0.005	$7.99E-7$	0.713	$1.88E-5$	2564
isatap	0.001	0.020	0.999	$5.12E-4$	0.389	0.106	$5.39E-7$	0.734	$1.93E-5$	1248
SHORTSLD	0.001	0.019	0.999	$3.51E-4$	0.281	0.071	$5.11E-7$	0.753	$1.98E-5$	0

Table 2.431: Top 11 most significant SLDs for gTLD 'intel'. The SLD list holds 75.301% of the entries found in the gTLD and  $1.98E-5$  of the total number of entries for the entire experiment. **count** represents the number of records found for the SLD (in parts per million). **sldDiv** is the raw count divided by the number of records of this gTLD dump file. **oR** is the ratio of raw count to the total number of records of the experiment.  **$\phi$ -sldDiv** represents the  $\phi$  percentile of sldDiv on the entire data-set. **a-srcDiv** is the cumulative srcDiv variable. **a-oR** is the cumulative oR.

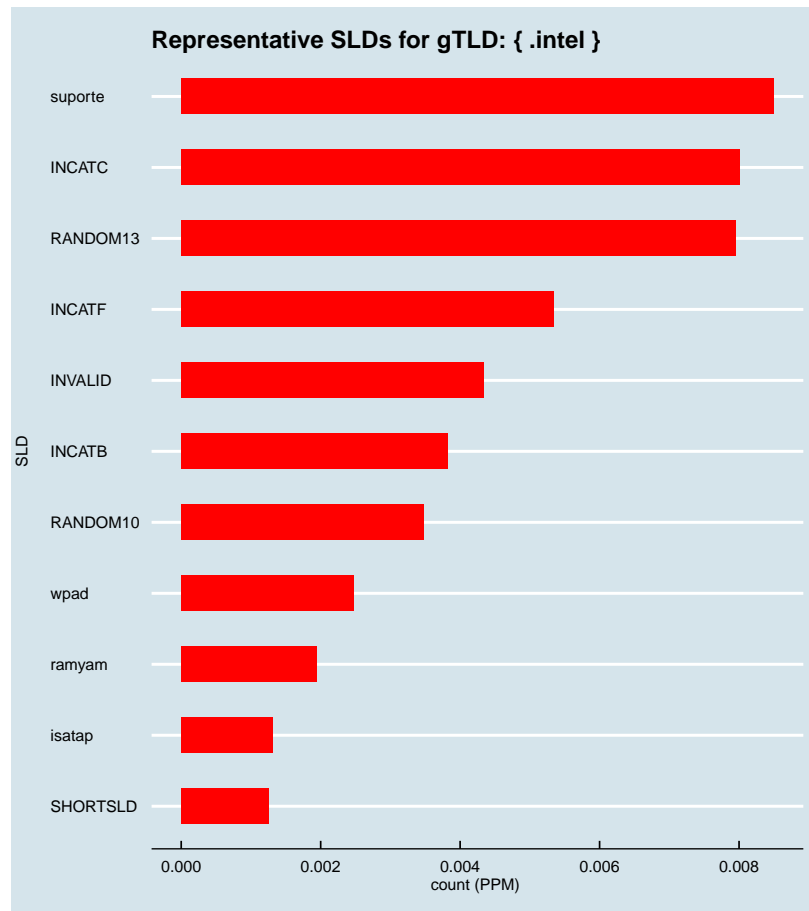


Figure 2.861: Representative SLDs for gTLD: { .intel}. The  $x$  axis displays number of times (in parts per million) the corresponding SLD ( $y$  axis) was found in the gTLD.

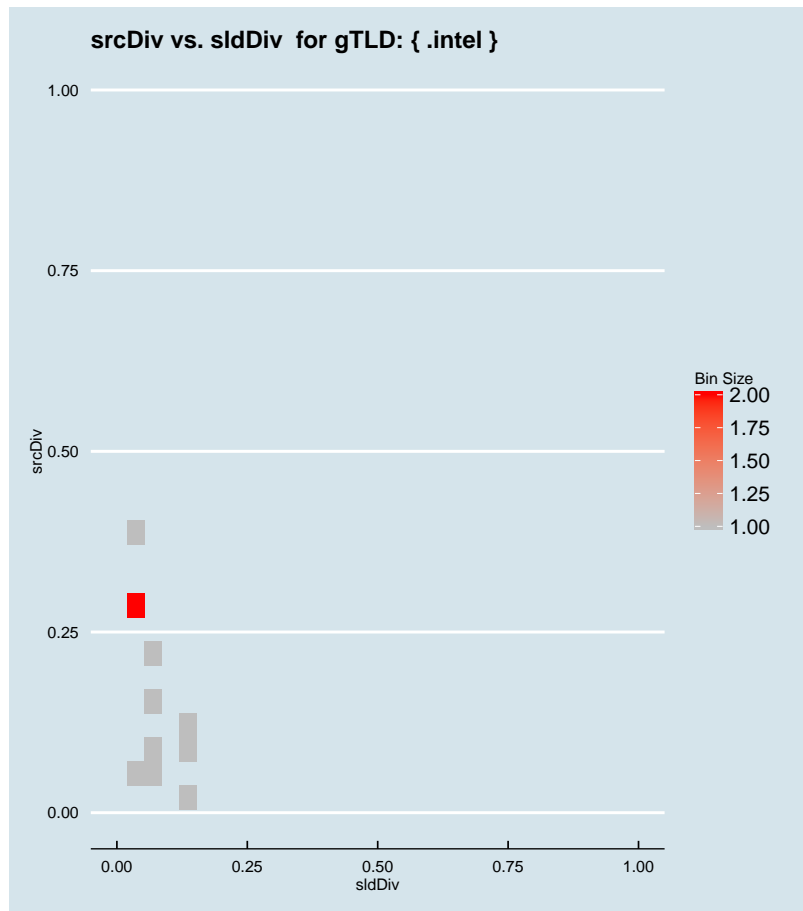


Figure 2.862: Binned scatter-plot of srcDiv and sldDiv for gTLD: { .intel }.

### :: 2.592 Representative SLDs for gTLD: { .international }

In this section, we collect representative SLDs related to gTLD: 'international'. We found 15 unique SLDs after filtering. A total of 66861 records were considered representative and they are 83.975% of the gTLD dump. Since the total number of records for this gTLD is 66861, there are 0 non-representative records (NRep). In addition, this set comprises 2.74E-5 of the entire data-set. Table 2.432 shows the corresponding SLDs ordered by the level of importance. Figure 2.863 shows the record count (PPM) for each representative SLD. Figure 2.864 shows the binned scatter-plot of srcDiv and sldDiv.

► { .international }  
 Total SLDs: 15  
 a-sldDiv: 83.975%  
 a-oR: 0.003%  
 NRep: 0

Individual SLD descriptors for gTLD: {international}										
SLD	count	sldDiv	$\phi$ -sldDiv	ipcount	srcDiv	$\phi$ -srcDiv	oR	a-srcDiv	a-oR	rem
INCATF	0.016	0.195	1.000	9.18E-4	0.059	0.008	6.36E-6	0.195	6.36E-6	51342
INCATB	0.013	0.159	1.000	0.002	0.132	0.025	5.17E-6	0.354	1.15E-5	38715
INCATC	0.010	0.125	1.000	5.93E-4	0.060	0.008	4.07E-6	0.478	1.56E-5	28788
INVALID	0.006	0.074	1.000	7.07E-4	0.120	0.022	2.42E-6	0.552	1.8E-5	22885
macsteel	0.004	0.053	1.000	1.54E-4	0.037	0.004	1.72E-6	0.605	1.97E-5	18686
RANDOM13	0.003	0.044	1.000	4.37E-4	0.126	0.024	1.42E-6	0.649	2.12E-5	15213
felina	0.002	0.029	0.999	3.86E-4	0.165	0.034	9.6E-7	0.678	2.21E-5	12871
zencus	0.002	0.028	0.999	6E-5	0.027	0.002	9E-7	0.706	2.3E-5	10675
arikair	0.002	0.026	0.999	2.44E-4	0.119	0.022	8.39E-7	0.731	2.39E-5	8628
SHORTSLD	0.002	0.023	0.999	3.42E-4	0.189	0.042	7.41E-7	0.754	2.46E-5	6819
mysalon	0.002	0.019	0.999	3.3E-5	0.021	0.002	6.36E-7	0.774	2.52E-5	5268
RANDOM10	0.002	0.019	0.999	5.9E-4	0.391	0.106	6.19E-7	0.793	2.59E-5	3758
mercuri	0.001	0.017	0.999	8E-5	0.059	0.008	5.56E-7	0.810	2.64E-5	2401
cmc	0.001	0.015	0.999	6.2E-5	0.052	0.006	4.93E-7	0.825	2.69E-5	1198
INCATE	0.001	0.015	0.999	8E-4	0.668	0.232	4.91E-7	0.840	2.74E-5	0

Table 2.432: Top 15 most significant SLDs for gTLD 'international'. The SLD list holds 83.975% of the entries found in the gTLD and 2.74E-5 of the total number of entries for the entire experiment. **count** represents the number of records found for the SLD (in parts per million). **sldDiv** is the raw count divided by the number of records of this gTLD dump file. **oR** is the ratio of raw count to the total number of records of the experiment.  **$\phi$ -sldDiv** represents the  $\phi$  percentile of sldDiv on the entire data-set. **a-srcDiv** is the cumulative srcDiv variable. **a-oR** is the cumulative oR.

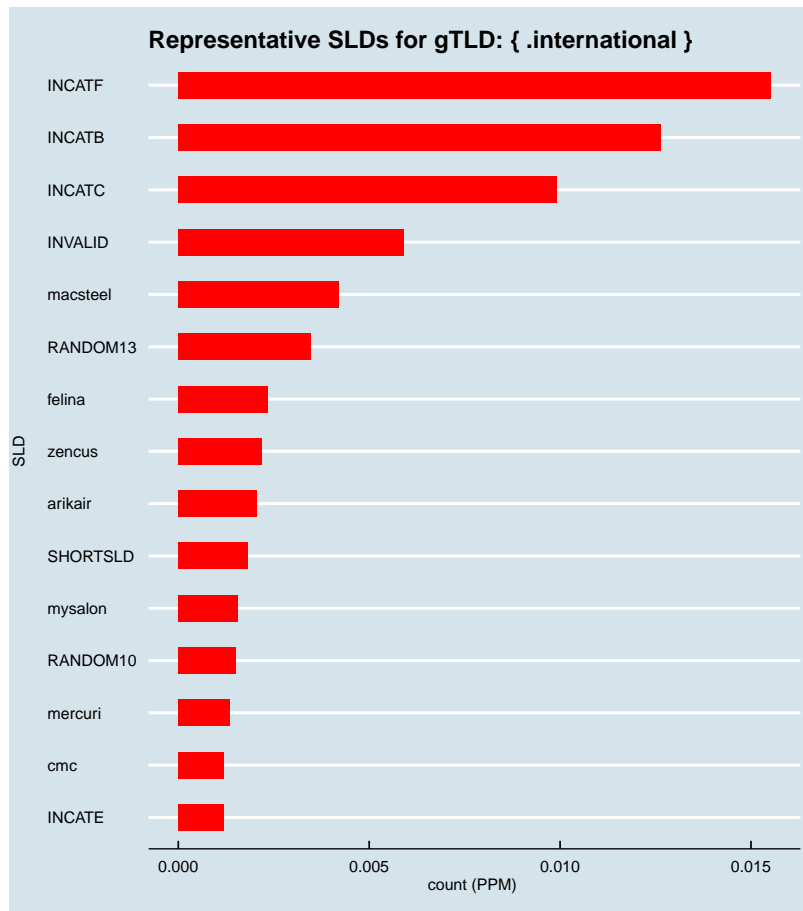


Figure 2.863: Representative SLDs for gTLD: { .international}. The  $x$  axis displays number of times (in parts per million) the corresponding SLD ( $y$  axis) was found in the gTLD.



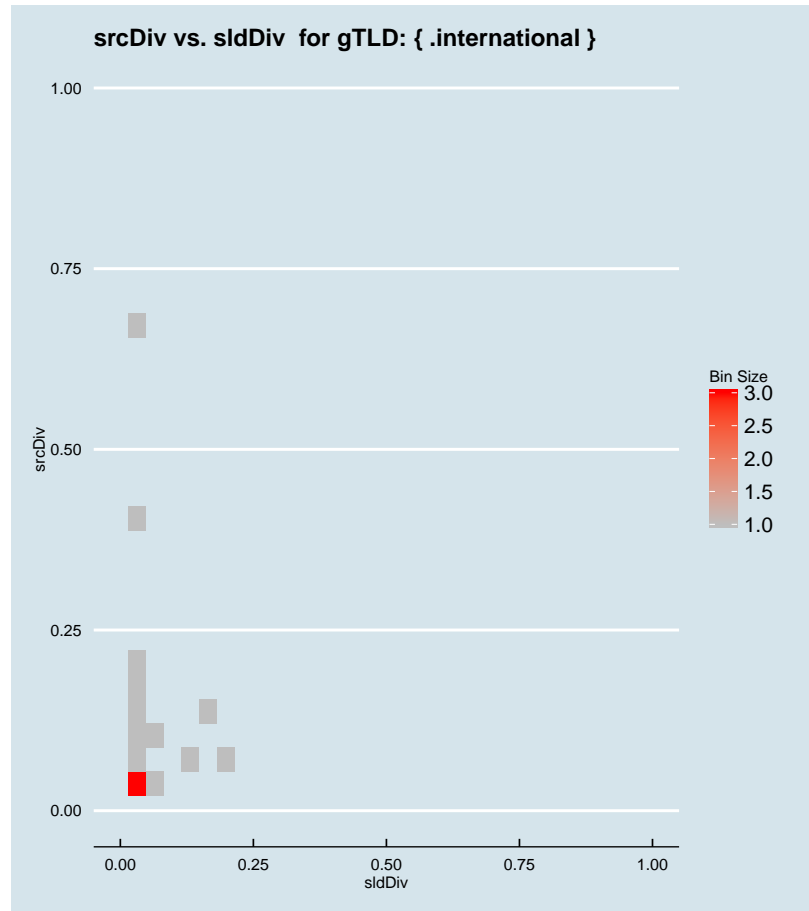


Figure 2.864: Binned scatter-plot of srcDiv and sldDiv for gTLD: { .international }.

### :: 2.593 Representative SLDs for gTLD: { .intuit }

In this section, we collect representative SLDs related to gTLD: 'intuit'. We found 1 unique SLDs after filtering. A total of 2657 records were considered representative and they are 48.743% of the gTLD dump. Since the total number of records for this gTLD is 2657, there are 0 non-representative records (NRep). In addition, this set comprises 1.09E-6 of the entire data-set. Table 2.433 shows the corresponding SLDs ordered by the level of importance. Figure 2.865 shows the record count (PPM) for each representative SLD. Figure 2.866 shows the binned scatter-plot of srcDiv and sldDiv.

► { .intuit }  
Total SLDs: 1  
a-sldDiv: 48.743%  
a-oR: 0.000%  
NRep: 0



Individual SLD descriptors for gTLD: {intuit}										
SLD	count	sldDiv	$\phi$ -sldDiv	ipcount	srcDiv	$\phi$ -srcDiv	oR	a-srcDiv	a-oR	rem
RANDOM13	0.003	0.487	1.000	9.3E-5	0.035	0.003	1.09E-6	0.487	1.09E-6	0

Table 2.433: Top 1 most significant SLDs for gTLD 'intuit'. The SLD list holds 48.743% of the entries found in the gTLD and 1.09E-6 of the total number of entries for the entire experiment. **count** represents the number of records found for the SLD (in parts per million). **sldDiv** is the raw count divided by the number of records of this gTLD dump file. **oR** is the ratio of raw count to the total number of records of the experiment.  **$\phi$ -sldDiv** represents the  $\phi$  percentile of sldDiv on the entire data-set. **a-srcDiv** is the cumulative srcDiv variable. **a-oR** is the cumulative oR.




Figure 2.865: Representative SLDs for gTLD: { .intuit}. The  $x$  axis displays number of times (in parts per million) the corresponding SLD ( $y$  axis) was found in the gTLD.

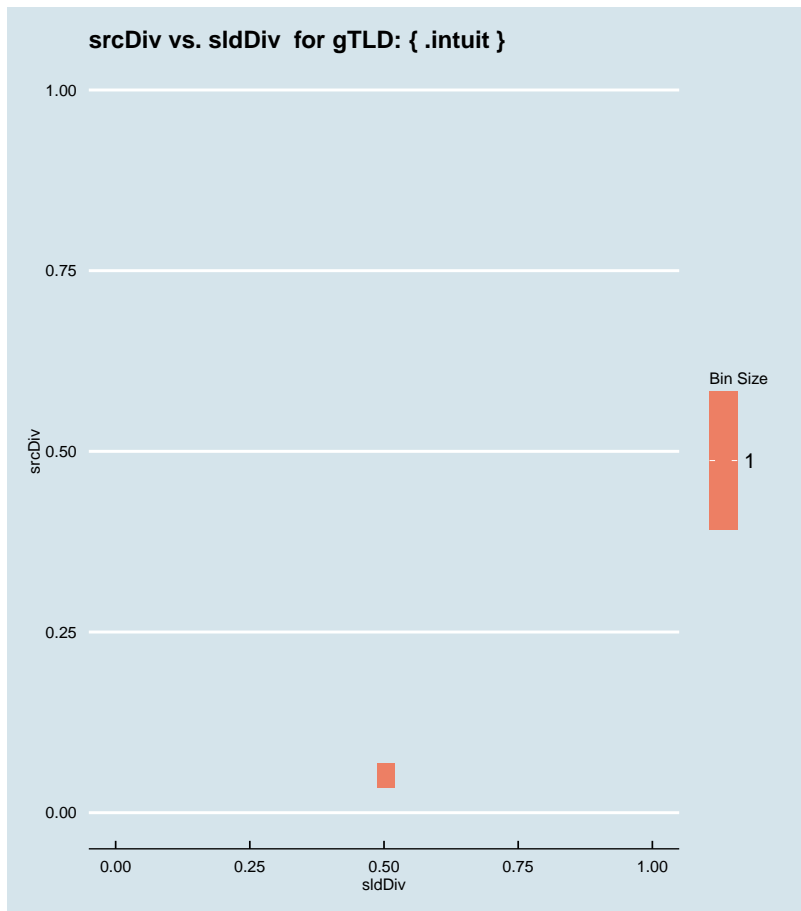


Figure 2.866: Binned scatter-plot of srcDiv and sldDiv for gTLD: { .intuit}.

### :: 2.594 Representative SLDs for gTLD: { .investments }

In this section, we collect representative SLDs related to gTLD: 'investments'. We found 0 unique SLDs after filtering. A total of 0 records were considered representative and they are 0.000% of the gTLD dump. Since the total number of records for this gTLD is 0, there are 0 non-representative records (NRep). In addition, this set comprises 0E0 of the entire data-set.

```
► { .investments }
Total SLDs: 0
a-sldDiv: 0.000%
a-oR: 0.000%
NRep: 0
```

### :: 2.595 Representative SLDs for gTLD: { .ipiranga }

In this section, we collect representative SLDs related to gTLD: 'ipiranga'. We found 4

```
► { .ipiranga }
Total SLDs: 4
a-sldDiv: 88.184%
a-oR: 0.001%
NRep: 0
```

unique SLDs after filtering. A total of 18247 records were considered representative and they are 88.184% of the gTLD dump. Since the total number of records for this gTLD is 18247, there are 0 non-representative records (NRep). In addition, this set comprises  $7.48E-6$  of the entire data-set. Table 2.434 shows the corresponding SLDs ordered by the level of importance. Figure 2.867 shows the record count (PPM) for each representative SLD. Figure 2.868 shows the binned scatter-plot of srcDiv and sldDiv.

Individual SLD descriptors for gTLD: {.ipiranga}										
SLD	count	sldDiv	$\phi$ -sldDiv	ipcount	srcDiv	$\phi$ -srcDiv	oR	a-srcDiv	a-oR	rem
INCATF	0.008	0.374	1.000	$7.1E-5$	0.009	$4.41E-4$	$3.17E-6$	0.374	$3.17E-6$	10505
toledo	0.007	0.351	1.000	$3.8E-5$	0.005	$1.98E-4$	$2.98E-6$	0.726	$6.15E-6$	3232
fatec	0.002	0.098	1.000	$1.4E-4$	0.069	0.010	$8.32E-7$	0.824	$6.99E-6$	1201
INCATB	0.001	0.058	1.000	$3.5E-5$	0.029	0.003	$4.92E-7$	0.882	$7.48E-6$	0

Table 2.434: Top 4 most significant SLDs for gTLD 'ipiranga'. The SLD list holds 88.184% of the entries found in the gTLD and  $7.48E-6$  of the total number of entries for the entire experiment. **count** represents the number of records found for the SLD (in parts per million). **sldDiv** is the raw count divided by the number of records of this gTLD dump file. **oR** is the ratio of raw count to the total number of records of the experiment.  **$\phi$ -sldDiv** represents the  $\phi$  percentile of sldDiv on the entire data-set. **a-srcDiv** is the cumulative srcDiv variable. **a-oR** is the cumulative oR.

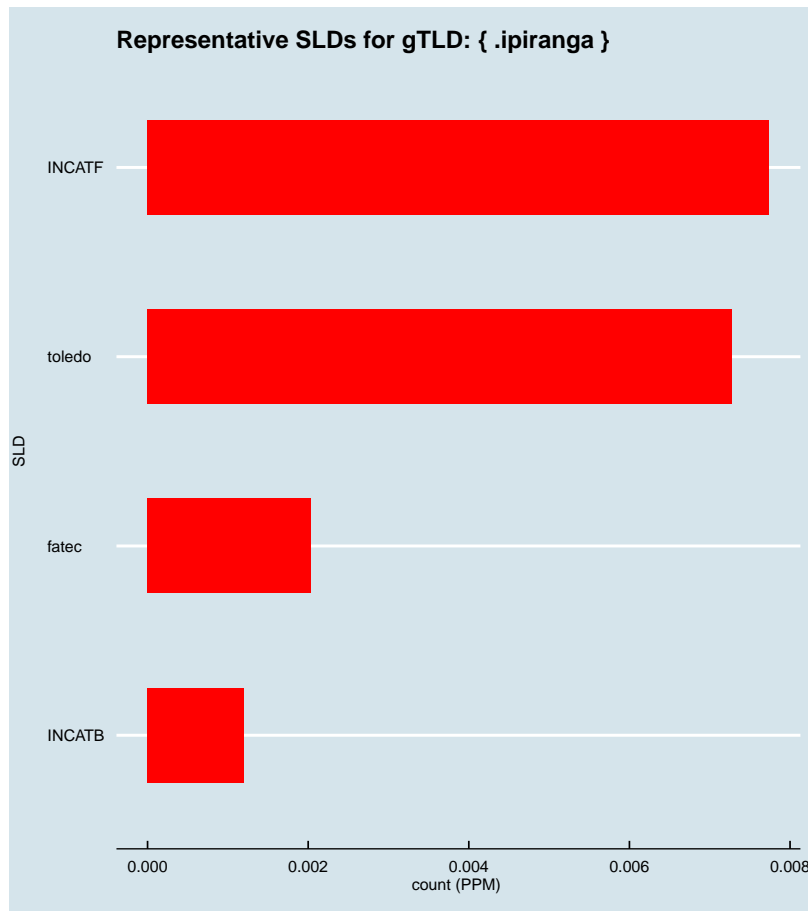


Figure 2.867: Representative SLDs for gTLD: { .ipiranga}. The *x* axis displays number of times (in parts per million) the corresponding SLD (*y* axis) was found in the gTLD.

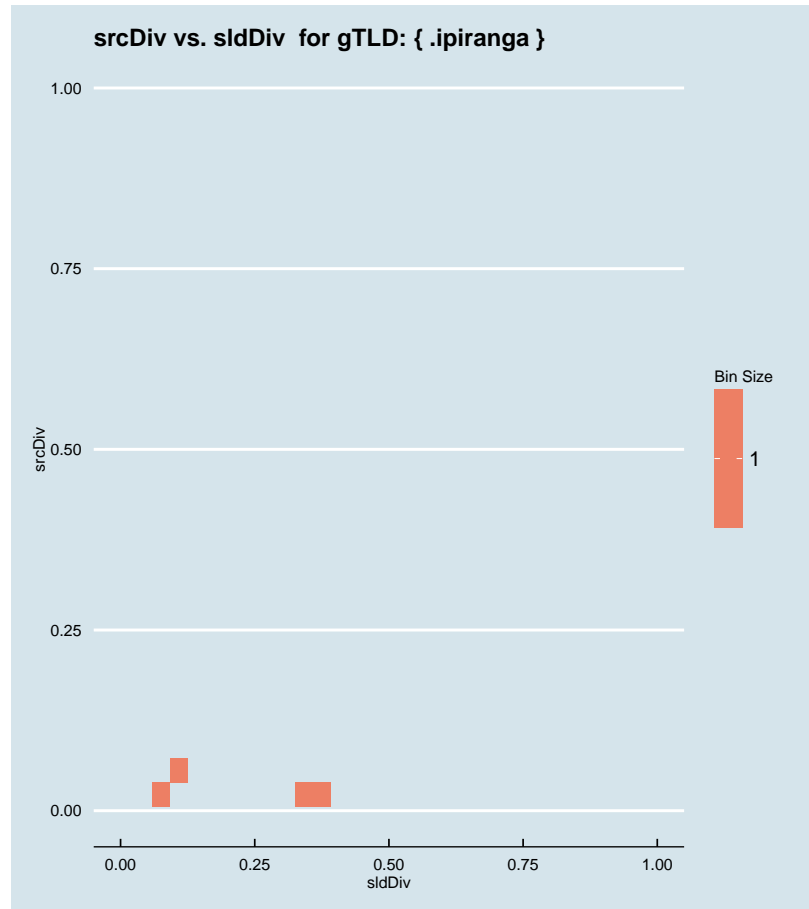


Figure 2.868: Binned scatter-plot of srcDiv and sldDiv for gTLD: { .ipiranga }.

### :: 2.596 Representative SLDs for gTLD: { .ira }

In this section, we collect representative SLDs related to gTLD: 'ira'. We found 7 unique SLDs after filtering. A total of 12848 records were considered representative and they are 51.439% of the gTLD dump. Since the total number of records for this gTLD is 12848, there are 0 non-representative records (NRep). In addition, this set comprises  $5.27E-6$  of the entire data-set. Table 2.435 shows the corresponding SLDs ordered by the level of importance. Figure 2.869 shows the record count (PPM) for each representative SLD. Figure 2.870 shows the binned scatter-plot of srcDiv and sldDiv.

► { .ira }  
Total SLDs: 7  
a-sldDiv: 51.439%  
a-oR: 0.001%  
NRep: 0

Individual SLD descriptors for gTLD: {ira}										
SLD	count	sldDiv	$\phi$ -sldDiv	ipcount	srcDiv	$\phi$ -srcDiv	oR	a-srcDiv	a-oR	rem
RANDOM10	0.003	0.119	1.000	2.83E-4	0.095	0.016	1.22E-6	0.119	1.22E-6	9873
INVALID	0.002	0.085	1.000	1.7E-4	0.080	0.012	8.73E-7	0.204	2.09E-6	7743
INCATB	0.002	0.078	1.000	3.65E-4	0.188	0.042	7.97E-7	0.282	2.89E-6	5799
RANDOM13	0.002	0.078	1.000	3.51E-4	0.181	0.039	7.95E-7	0.360	3.68E-6	3858
wpad	0.001	0.054	1.000	2.91E-4	0.214	0.050	5.56E-7	0.414	4.24E-6	2501
isatap	0.001	0.051	1.000	3.12E-4	0.245	0.057	5.22E-7	0.465	4.76E-6	1227
INCATC	0.001	0.049	1.000	2.04E-4	0.166	0.034	5.03E-7	0.514	5.27E-6	0

Table 2.435: Top 7 most significant SLDs for gTLD 'ira'. The SLD list holds 51.439% of the entries found in the gTLD and 5.27E-6 of the total number of entries for the entire experiment. **count** represents the number of records found for the SLD (in parts per million). **sldDiv** is the raw count divided by the number of records of this gTLD dump file. **oR** is the ratio of raw count to the total number of records of the experiment.  **$\phi$ -sldDiv** represents the  $\phi$  percentile of sldDiv on the entire data-set. **a-srcDiv** is the cumulative srcDiv variable. **a-oR** is the cumulative oR.



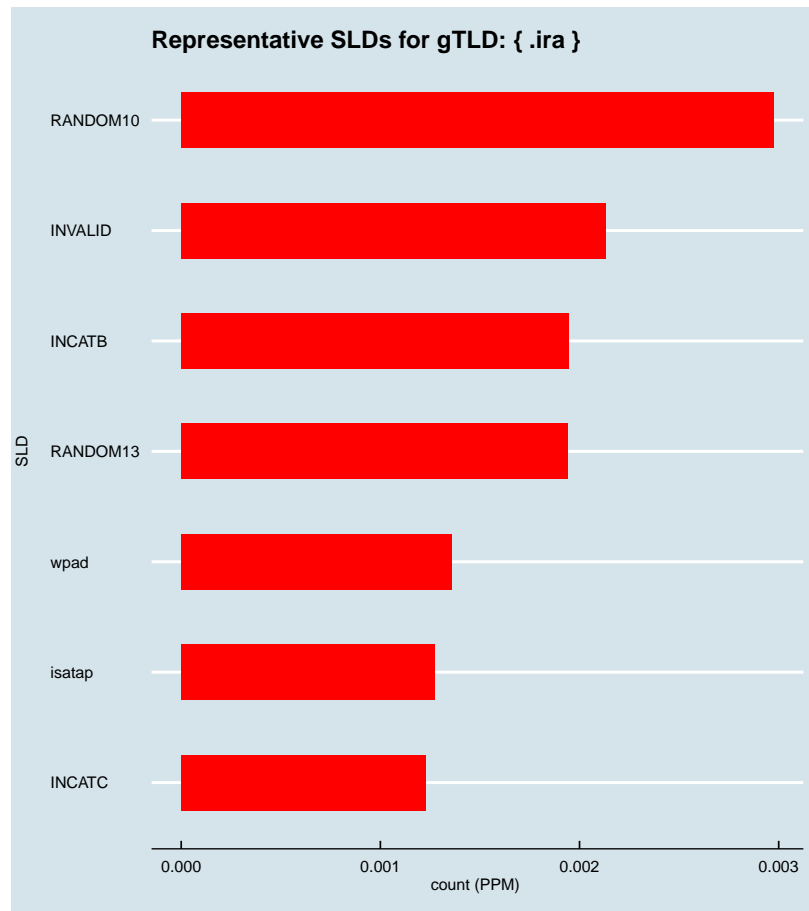


Figure 2.869: Representative SLDs for gTLD: { .ira}. The  $x$  axis displays number of times (in parts per million) the corresponding SLD ( $y$  axis) was found in the gTLD.

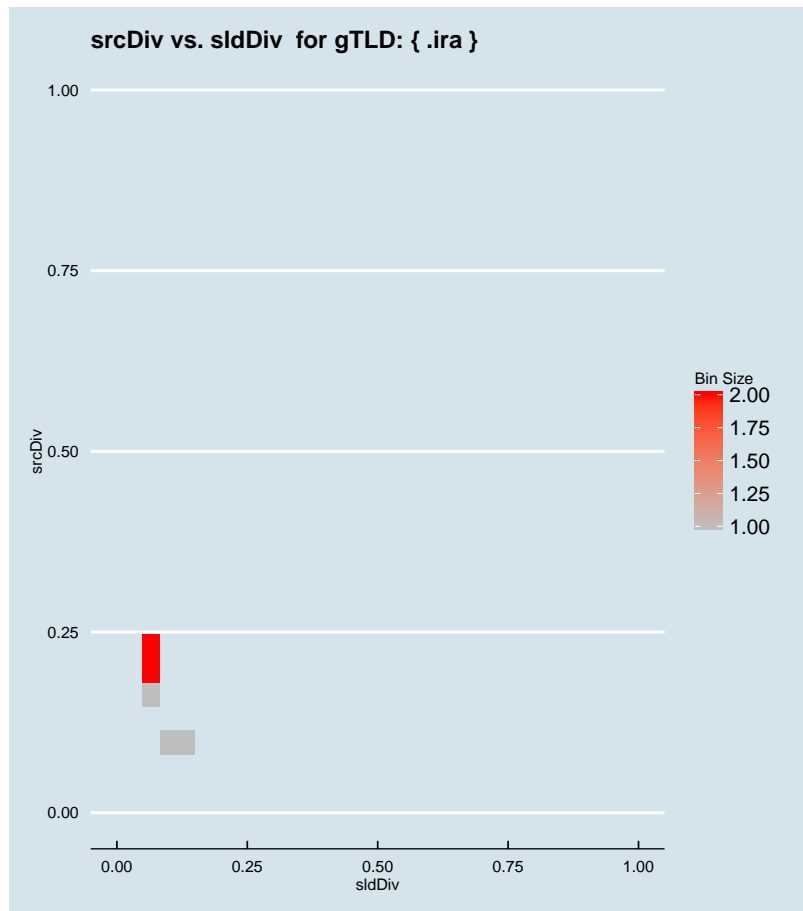


Figure 2.870: Binned scatter-plot of srcDiv and sldDiv for gTLD: { .ira }.

### :: 2.597 Representative SLDs for gTLD: { .irish }

In this section, we collect representative SLDs related to gTLD: 'irish'. We found 3 unique SLDs after filtering. A total of 8469 records were considered representative and they are 59.628% of the gTLD dump. Since the total number of records for this gTLD is 8469, there are 0 non-representative records (NRep). In addition, this set comprises  $3.47E-6$  of the entire data-set. Table 2.436 shows the corresponding SLDs ordered by the level of importance. Figure 2.871 shows the record count (PPM) for each representative SLD. Figure 2.872 shows the binned scatter-plot of srcDiv and sldDiv.

► { .irish }  
 Total SLDs: 3  
 a-sldDiv: 59.628%  
 a-oR: 0.000%  
 NRep: 0

Individual SLD descriptors for gTLD: {.irish}										
SLD	count	sldDiv	$\phi$ -sldDiv	ipcount	srcDiv	$\phi$ -srcDiv	oR	a-srcDiv	a-oR	rem
INVALID	0.005	0.380	1.000	2.72E-4	0.050	0.006	2.21E-6	0.380	2.21E-6	3069
wpad	0.002	0.108	1.000	3.63E-4	0.236	0.056	6.29E-7	0.488	2.84E-6	1533
INCATB	0.002	0.108	1.000	2.9E-4	0.189	0.042	6.28E-7	0.596	3.47E-6	0

Table 2.436: Top 3 most significant SLDs for gTLD 'irish'. The SLD list holds 59.628% of the entries found in the gTLD and 3.47E-6 of the total number of entries for the entire experiment. **count** represents the number of records found for the SLD (in parts per million). **sldDiv** is the raw count divided by the number of records of this gTLD dump file. **oR** is the ratio of raw count to the total number of records of the experiment.  **$\phi$ -sldDiv** represents the  $\phi$  percentile of sldDiv on the entire data-set. **a-srcDiv** is the cumulative srcDiv variable. **a-oR** is the cumulative oR.

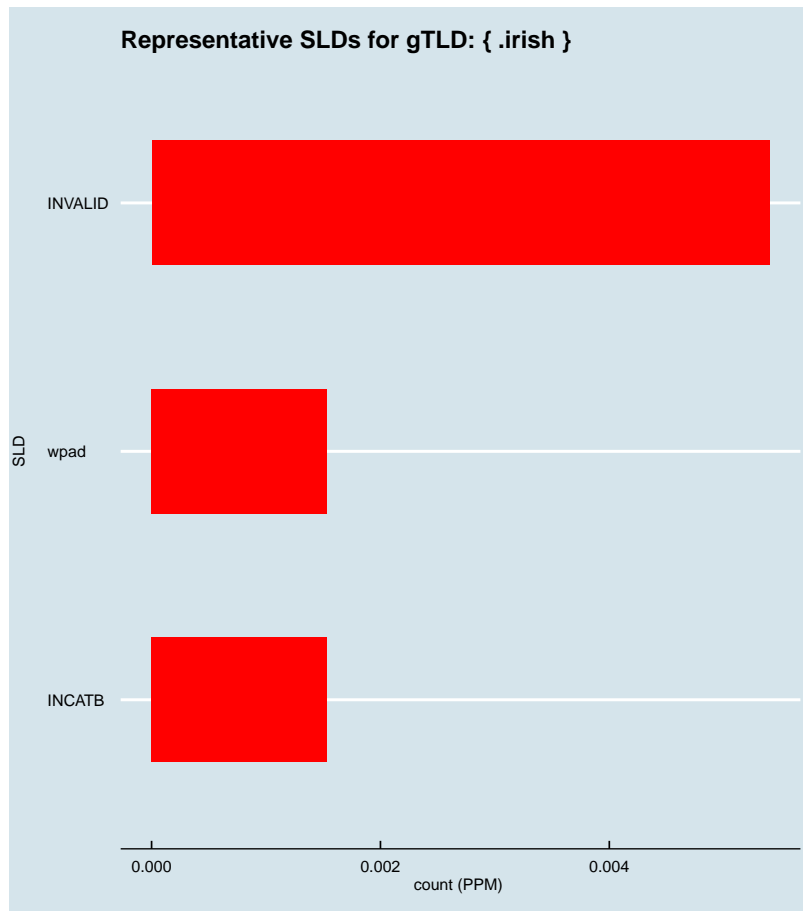


Figure 2.871: Representative SLDs for gTLD: { .irish }. The *x* axis displays number of times (in parts per million) the corresponding SLD (*y* axis) was found in the gTLD.

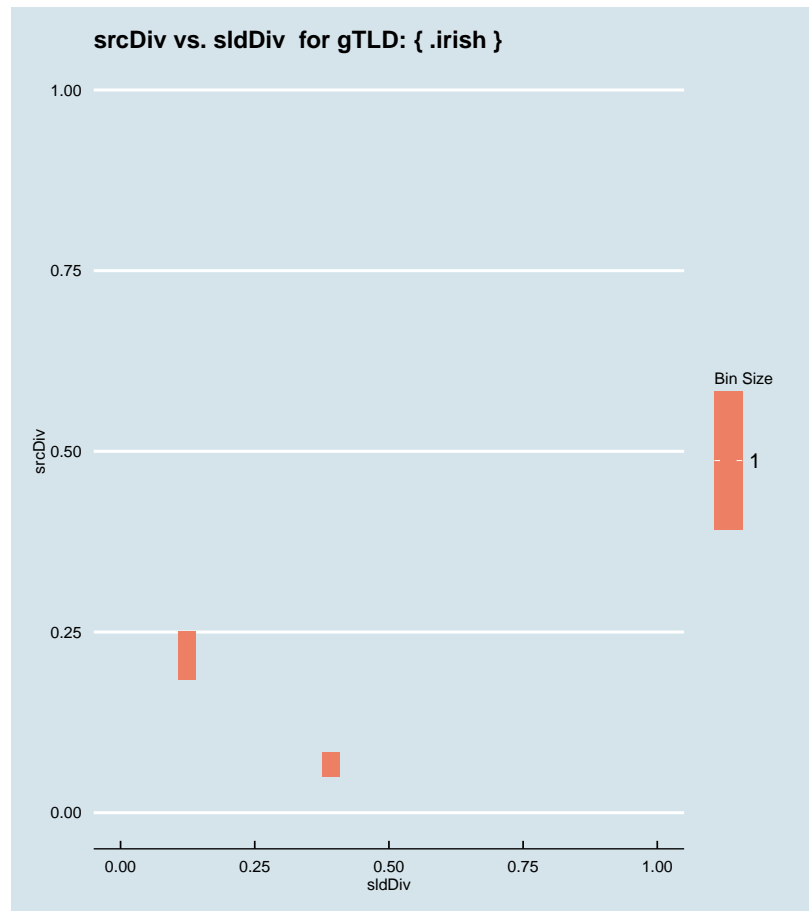


Figure 2.872: Binned scatter-plot of srcDiv and sldDiv for gTLD: { .irish }.

### :: 2.598 Representative SLDs for gTLD: { .iselect }

In this section, we collect representative SLDs related to gTLD: 'iselect'. We found 0 unique SLDs after filtering. A total of 0 records were considered representative and they are 0.000% of the gTLD dump. Since the total number of records for this gTLD is 0, there are 0 non-representative records (NRep). In addition, this set comprises 0E0 of the entire data-set.

► { .iselect }  
Total SLDs: 0  
a-sldDiv: 0.000%  
a-oR: 0.000%  
NRep: 0

### :: 2.599 Representative SLDs for gTLD: { .islam }

In this section, we collect representative SLDs related to gTLD: 'islam'. We found 1

► { .islam }  
Total SLDs: 1  
a-sldDiv: 67.474%  
a-oR: 0.001%  
NRep: 0



unique SLDs after filtering. A total of 15351 records were considered representative and they are 67.474% of the gTLD dump. Since the total number of records for this gTLD is 15351, there are 0 non-representative records (NRep). In addition, this set comprises 6.29E−6 of the entire data-set. Table 2.437 shows the corresponding SLDs ordered by the level of importance. Figure 2.873 shows the record count (PPM) for each representative SLD. Figure 2.874 shows the binned scatter-plot of srcDiv and sldDiv.

Individual SLD descriptors for gTLD: {islam}										
SLD	count	sldDiv	$\phi$ -sldDiv	ipcount	srcDiv	$\phi$ -srcDiv	oR	a-srcDiv	a-oR	rem
INCATE	0.015	0.675	1.000	0.007	0.444	0.122	6.29E−6	0.675	6.29E−6	0

Table 2.437: Top 1 most significant SLDs for gTLD 'islam'. The SLD list holds 67.474% of the entries found in the gTLD and 6.29E−6 of the total number of entries for the entire experiment. **count** represents the number of records found for the SLD (in parts per million). **sldDiv** is the raw count divided by the number of records of this gTLD dump file. **oR** is the ratio of raw count to the total number of records of the experiment.  **$\phi$ -sldDiv** represents the  $\phi$  percentile of sldDiv on the entire data-set. **a-srcDiv** is the cumulative srcDiv variable. **a-oR** is the cumulative oR.




Figure 2.873: Representative SLDs for gTLD: { .islam}. The  $x$  axis displays number of times (in parts per million) the corresponding SLD ( $y$  axis) was found in the gTLD.

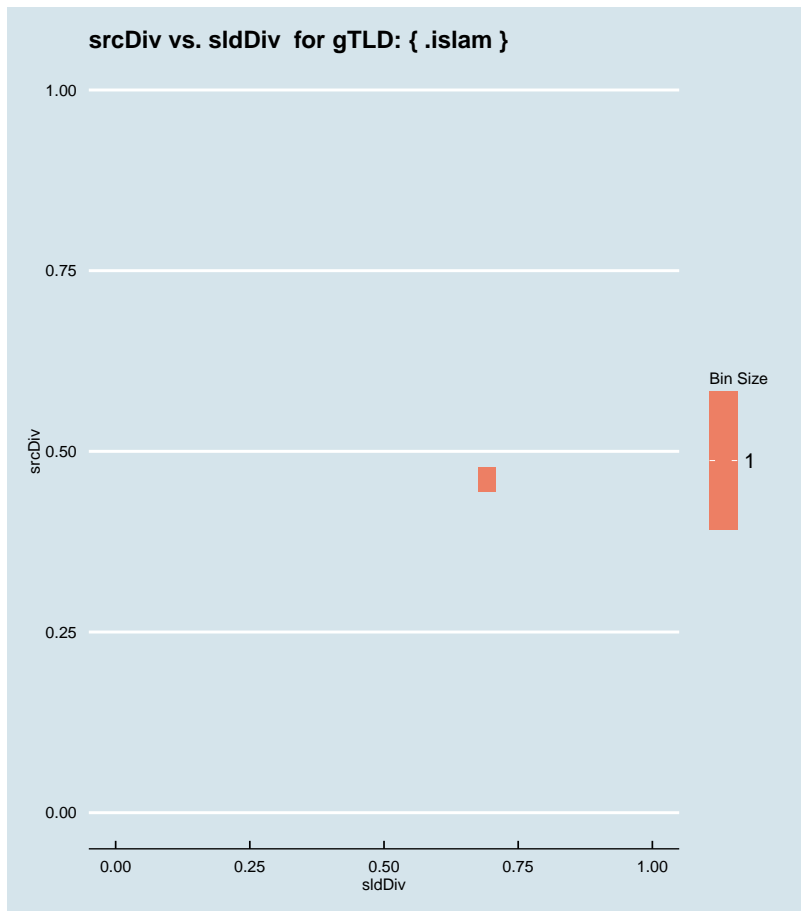


Figure 2.874: Binned scatter-plot of srcDiv and sldDiv for gTLD: {.islam}.

∴ 2.600 Representative SLDs for gTLD: {.ismaili}

In this section, we collect representative SLDs related to gTLD: 'ismaili'. We found 0 unique SLDs after filtering. A total of 0 records were considered representative and they are 0.000% of the gTLD dump. Since the total number of records for this gTLD is 0, there are 0 non-representative records (NRep). In addition, this set comprises 0E0 of the entire data-set.

► {.ismaili}  
 Total SLDs: 0  
 a-sldDiv: 0.000%  
 a-oR: 0.000%  
 NRep: 0

∴ 2.601 Representative SLDs for gTLD: {.ist}

In this section, we collect representative SLDs related to gTLD: 'ist'. We found 16

► {.ist}  
 Total SLDs: 16  
 a-sldDiv: 78.033%  
 a-oR: 0.004%  
 NRep: 0



unique SLDs after filtering. A total of 109192 records were considered representative and they are 78.033% of the gTLD dump. Since the total number of records for this gTLD is 109192, there are 0 non-representative records (NRep). In addition, this set comprises  $4.47E-5$  of the entire data-set. Table 2.438 shows the corresponding SLDs ordered by the level of importance. Figure 2.875 shows the record count (PPM) for each representative SLD. Figure 2.876 shows the binned scatter-plot of srcDiv and sldDiv.

Individual SLD descriptors for gTLD: {ist}										
SLD	count	sldDiv	$\phi$ -sldDiv	ipcount	srcDiv	$\phi$ -srcDiv	oR	a-srcDiv	a-oR	rem
INCATF	0.024	0.169	1.000	0.001	0.048	0.006	$9.69E-6$	0.169	$9.69E-6$	85542
RANDOM13	0.020	0.146	1.000	$5.77E-4$	0.028	0.002	$8.34E-6$	0.315	$1.8E-5$	65182
RANDOM10	0.010	0.070	1.000	$3.58E-4$	0.037	0.004	$4.01E-6$	0.385	$2.21E-5$	55386
inteltek	0.010	0.069	1.000	$6E-4$	0.062	0.008	$3.95E-6$	0.453	$2.6E-5$	45754
tracker	0.007	0.052	1.000	0.002	0.310	0.079	$2.98E-6$	0.505	$2.9E-5$	38475
SHORTSLD	0.006	0.045	1.000	$8.19E-4$	0.129	0.025	$2.61E-6$	0.551	$3.16E-5$	32115
INVALID	0.006	0.045	1.000	$4.73E-4$	0.075	0.011	$2.59E-6$	0.596	$3.42E-5$	25797
arnica	0.006	0.042	1.000	$1.27E-4$	0.022	0.002	$2.39E-6$	0.638	$3.66E-5$	19976
turkon	0.005	0.039	1.000	$5.62E-4$	0.103	0.018	$2.24E-6$	0.677	$3.88E-5$	14515
ran	0.003	0.023	0.999	$3.97E-4$	0.124	0.023	$1.31E-6$	0.699	$4.01E-5$	11321
INCATD	0.002	0.017	0.999	$3.29E-4$	0.138	0.027	$9.74E-7$	0.716	$4.11E-5$	8945
ventio	0.002	0.017	0.999	$1.87E-4$	0.079	0.012	$9.64E-7$	0.733	$4.2E-5$	6592
INCATB	0.002	0.014	0.999	$4.93E-4$	0.259	0.066	$7.8E-7$	0.747	$4.28E-5$	4689
INCATC	0.002	0.012	0.999	$8.1E-4$	0.485	0.130	$6.84E-7$	0.759	$4.35E-5$	3019
azerintelt...	0.002	0.011	0.999	$2.48E-4$	0.156	0.032	$6.51E-7$	0.770	$4.42E-5$	1430
bureau	0.001	0.010	0.999	$1.99E-4$	0.139	0.027	$5.86E-7$	0.780	$4.47E-5$	0

Table 2.438: Top 16 most significant SLDs for gTLD 'ist'. The SLD list holds 78.033% of the entries found in the gTLD and  $4.47E-5$  of the total number of entries for the entire experiment. **count** represents the number of records found for the SLD (in parts per million). **sldDiv** is the raw count divided by the number of records of this gTLD dump file. **oR** is the ratio of raw count to the total number of records of the experiment.  **$\phi$ -sldDiv** represents the  $\phi$  percentile of sldDiv on the entire data-set. **a-srcDiv** is the cumulative srcDiv variable. **a-oR** is the cumulative oR.

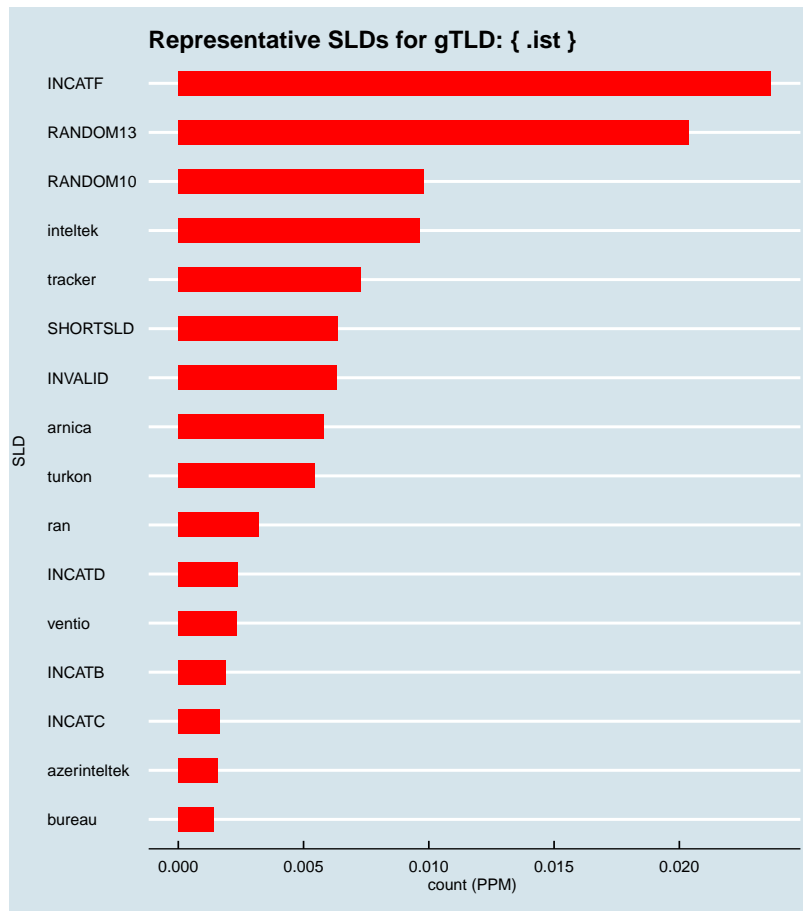


Figure 2.875: Representative SLDs for gTLD: { .ist}. The x axis displays number of times (in parts per million) the corresponding SLD (y axis) was found in the gTLD.

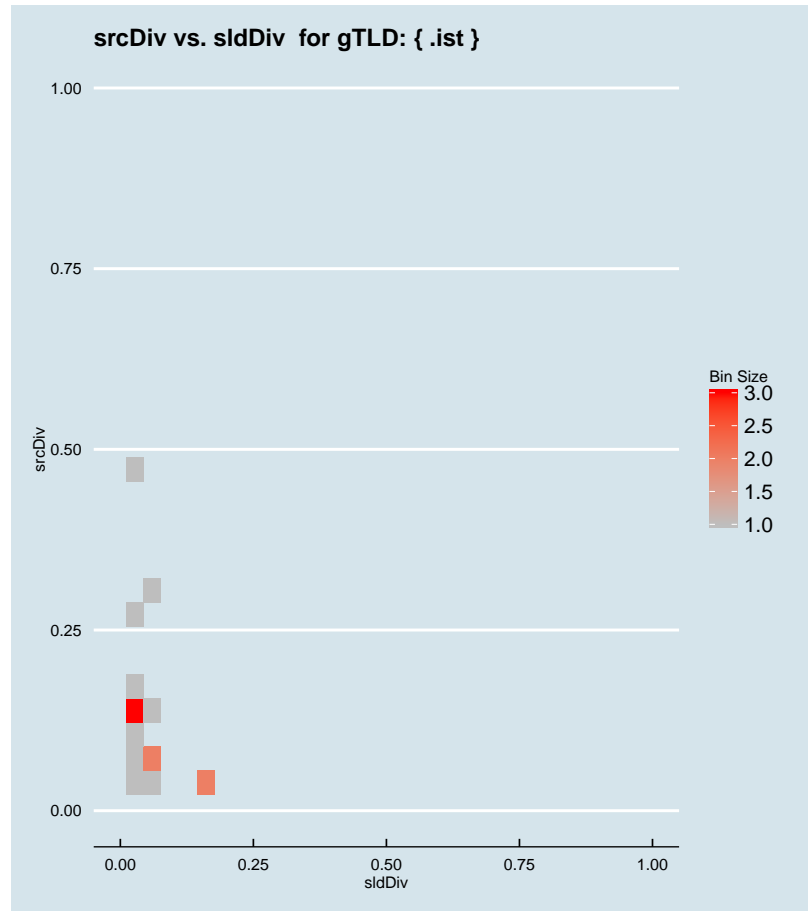


Figure 2.876: Binned scatter-plot of srcDiv and sldDiv for gTLD: { .ist}.

## :: 2.602 Representative SLDs for gTLD: { .istanbul }

In this section, we collect representative SLDs related to gTLD: 'istanbul'. We found 8 unique SLDs after filtering. A total of 20934 records were considered representative and they are 66.995% of the gTLD dump. Since the total number of records for this gTLD is 20934, there are 0 non-representative records (NRep). In addition, this set comprises  $8.58E-6$  of the entire data-set. Table 2.439 shows the corresponding SLDs ordered by the level of importance. Figure 2.877 shows the record count (PPM) for each representative SLD. Figure 2.878 shows the binned scatter-plot of srcDiv and sldDiv.

► { .istanbul }  
Total SLDs: 8  
a-sldDiv: 66.995%  
a-oR: 0.001%  
NRep: 0

Individual SLD descriptors for gTLD: {.istanbul}										
SLD	count	sldDiv	$\phi$ -sldDiv	ipcount	srcDiv	$\phi$ -srcDiv	oR	a-srcDiv	a-oR	rem
INCATF	0.007	0.214	1.000	2.45E-4	0.037	0.004	2.74E-6	0.214	2.74E-6	14258
RANDOM13	0.004	0.131	1.000	3.02E-4	0.074	0.011	1.67E-6	0.344	4.41E-6	10176
kapadokya	0.002	0.065	1.000	5.9E-5	0.029	0.003	8.28E-7	0.409	5.24E-6	8155
INVALID	0.002	0.059	1.000	3.45E-4	0.188	0.042	7.5E-7	0.468	5.99E-6	6324
INCATB	0.002	0.056	1.000	2.92E-4	0.168	0.037	7.12E-7	0.523	6.7E-6	4587
RANDOM10	0.002	0.056	1.000	2.39E-4	0.138	0.027	7.11E-7	0.579	7.41E-6	2851
merkez	0.002	0.050	1.000	7.7E-5	0.049	0.006	6.38E-7	0.629	8.05E-6	1295
narin	0.001	0.041	1.000	2.1E-4	0.162	0.033	5.31E-7	0.670	8.58E-6	0

Table 2.439: Top 8 most significant SLDs for gTLD 'istanbul'. The SLD list holds 66.995% of the entries found in the gTLD and 8.58E-6 of the total number of entries for the entire experiment. **count** represents the number of records found for the SLD (in parts per million). **sldDiv** is the raw count divided by the number of records of this gTLD dump file. **oR** is the ratio of raw count to the total number of records of the experiment.  $\phi$ -**sldDiv** represents the  $\phi$  percentile of sldDiv on the entire data-set. **a-srcDiv** is the cumulative srcDiv variable. **a-oR** is the cumulative oR.

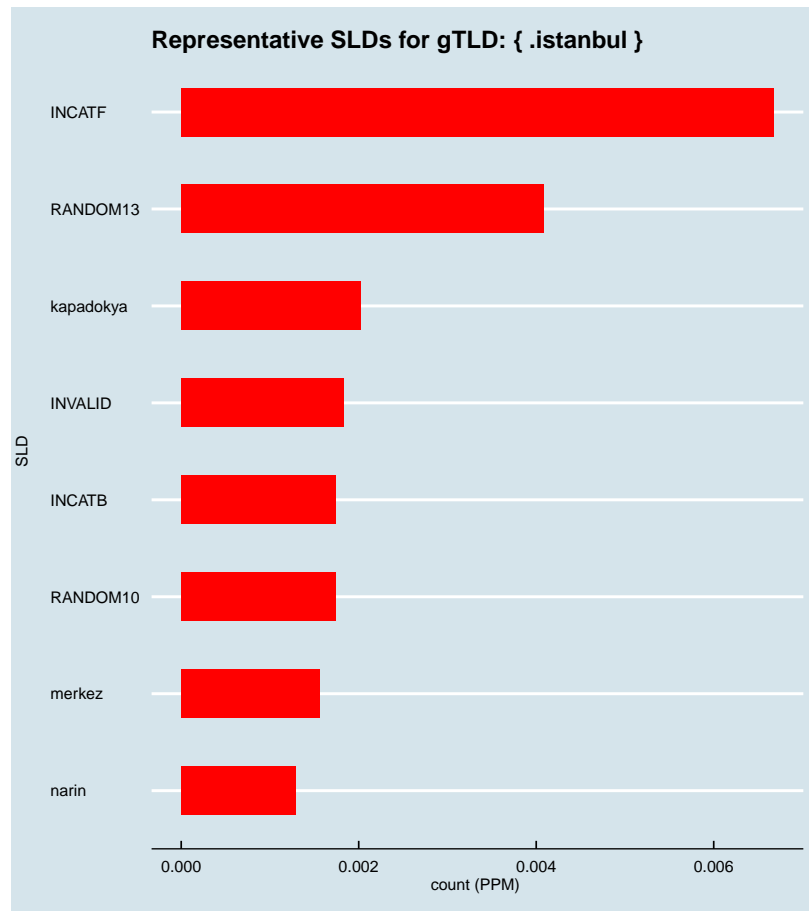


Figure 2.877: Representative SLDs for gTLD: { .istanbul }. The  $x$  axis displays number of times (in parts per million) the corresponding SLD ( $y$  axis) was found in the gTLD.

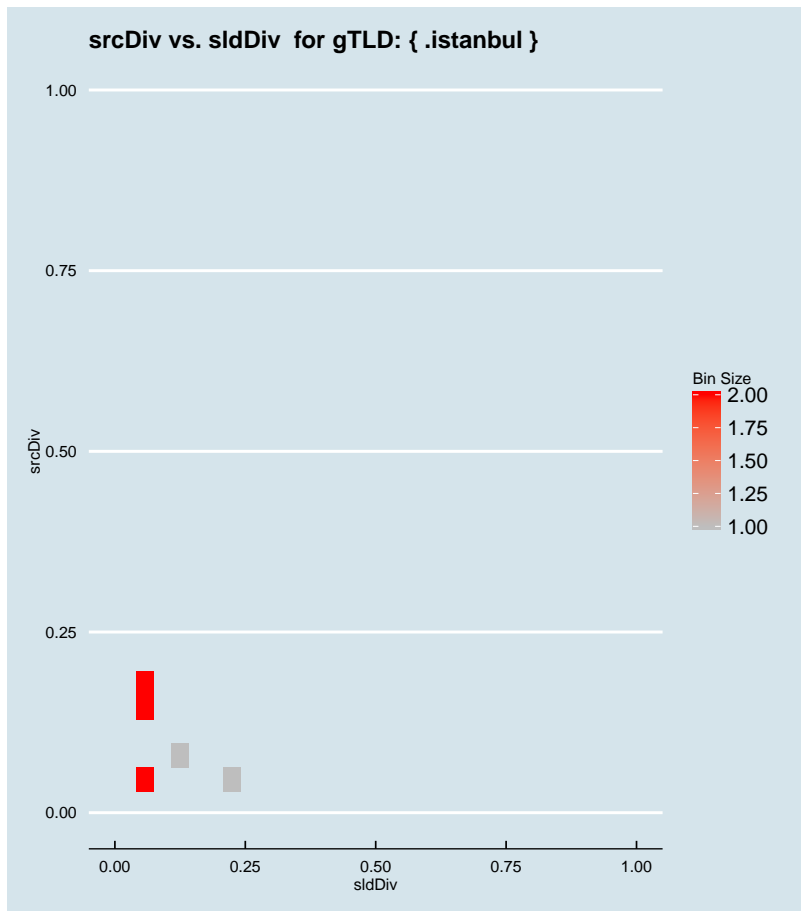


Figure 2.878: Binned scatter-plot of srcDiv and sldDiv for gTLD: { .istanbul }.

### :: 2.603 Representative SLDs for gTLD: { .itau }

In this section, we collect representative SLDs related to gTLD: 'itau'. We found 24 unique SLDs after filtering. A total of 500189 records were considered representative and they are 95.602% of the gTLD dump. Since the total number of records for this gTLD is 500189, there are 0 non-representative records (NRep). In addition, this set comprises 2.05E-4 of the entire data-set. Table 2.440 shows the corresponding SLDs ordered by the level of importance. Figure 2.879 shows the record count (PPM) for each representative SLD. Figure 2.880 shows the binned scatter-plot of srcDiv and sldDiv.

► { .itau }  
 Total SLDs: 24  
 a-sldDiv: 95.602%  
 a-oR: 0.020%  
 NRep: 0

Individual SLD descriptors for gTLD: {itau}										
SLD	count	sldDiv	$\phi$ -sldDiv	ipcount	srcDiv	$\phi$ -srcDiv	oR	a-srcDiv	a-oR	rem
SHORTSLD	0.146	0.278	1.000	0.003	0.024	0.002	5.97E-5	0.278	5.97E-5	354555
INCATD	0.138	0.265	1.000	0.003	0.025	0.002	5.67E-5	0.543	1.16E-4	216082
INCATF	0.037	0.071	1.000	0.002	0.059	0.008	1.52E-5	0.614	1.32E-4	179099
ww33	0.023	0.044	1.000	0.008	0.348	0.097	9.37E-6	0.657	1.41E-4	156241
RANDOM13	0.022	0.041	1.000	5.71E-4	0.026	0.002	8.84E-6	0.699	1.5E-4	134672
bia	0.021	0.039	1.000	8.24E-4	0.040	0.004	8.41E-6	0.738	1.58E-4	114139
INCATI	0.019	0.037	1.000	0.001	0.066	0.009	7.95E-6	0.775	1.66E-4	94739
INVALID	0.018	0.035	1.000	0.001	0.068	0.010	7.42E-6	0.810	1.74E-4	76640
INCATB	0.015	0.028	0.999	9.21E-4	0.063	0.009	6.01E-6	0.838	1.8E-4	61982
RANDOM10	0.014	0.027	0.999	0.001	0.097	0.016	5.8E-6	0.865	1.85E-4	47822
INCATE	0.008	0.015	0.999	0.002	0.306	0.078	3.26E-6	0.880	1.89E-4	39860
proxy	0.007	0.013	0.999	0.001	0.178	0.039	2.74E-6	0.893	1.91E-4	33170
ww82	0.005	0.009	0.999	0.002	0.308	0.079	2.01E-6	0.902	1.93E-4	28261
ihf	0.004	0.008	0.999	4.58E-4	0.104	0.018	1.8E-6	0.910	1.95E-4	23874
isatap	0.004	0.008	0.999	7.91E-4	0.187	0.041	1.74E-6	0.918	1.97E-4	19636
wpad	0.004	0.008	0.999	6.77E-4	0.167	0.037	1.66E-6	0.926	1.99E-4	15578
itautrade	0.003	0.005	0.999	8.44E-4	0.332	0.082	1.04E-6	0.931	2E-4	13034
itau-uniba...	0.003	0.005	0.999	5.18E-4	0.206	0.048	1.03E-6	0.936	2.01E-4	10524
scgtp0060c...	0.002	0.004	0.999	5.06E-4	0.224	0.053	9.24E-7	0.940	2.02E-4	8269
nacserver	0.002	0.004	0.999	5.14E-4	0.229	0.054	9.22E-7	0.945	2.03E-4	6020
fswcorp	0.002	0.003	0.998	3.54E-4	0.217	0.051	6.69E-7	0.948	2.03E-4	4387
INCATC	0.001	0.003	0.998	3.36E-4	0.226	0.053	6.09E-7	0.950	2.04E-4	2902
webseal	0.001	0.003	0.998	2.96E-4	0.201	0.048	6.02E-7	0.953	2.04E-4	1433
gestaoemai...	0.001	0.003	0.998	5.29E-4	0.369	0.102	5.87E-7	0.956	2.05E-4	0

Table 2.440: Top 24 most significant SLDs for gTLD 'itau'. The SLD list holds 95.602% of the entries found in the gTLD and 2.05E-4 of the total number of entries for the entire experiment. **count** represents the number of records found for the SLD (in parts per million). **sldDiv** is the raw count divided by the number of records of this gTLD dump file. **oR** is the ratio of raw count to the total number of records of the experiment.  **$\phi$ -sldDiv** represents the  $\phi$  percentile of sldDiv on the entire data-set. **a-srcDiv** is the cumulative srcDiv variable. **a-oR** is the cumulative oR.

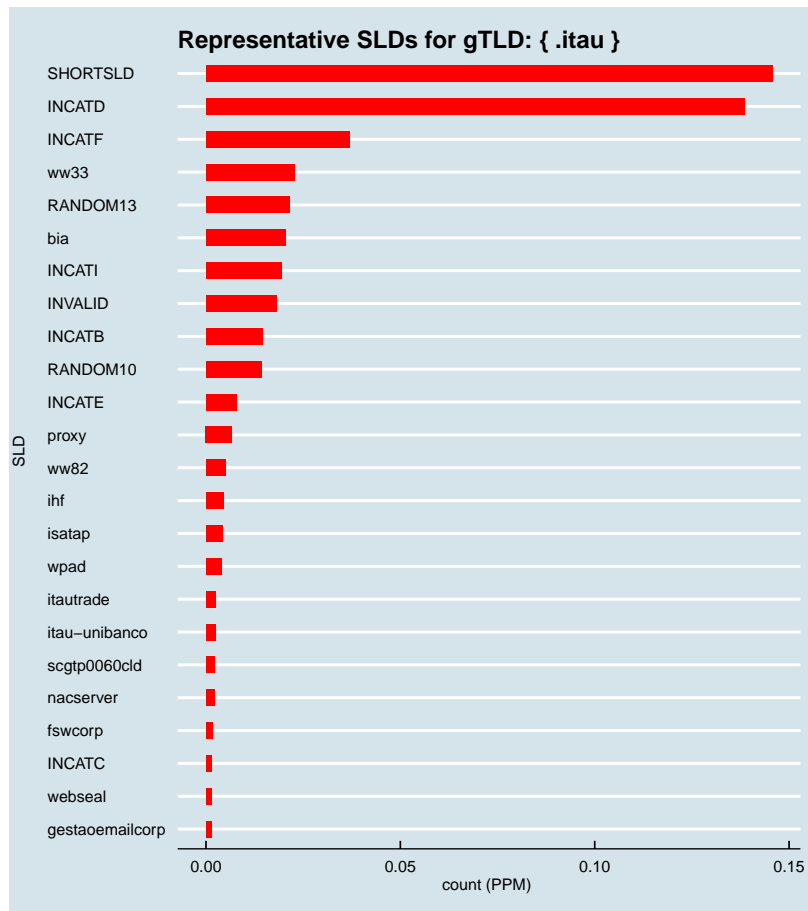


Figure 2.879: Representative SLDs for gTLD: { .itau }. The x axis displays number of times (in parts per million) the corresponding SLD (y axis) was found in the gTLD.



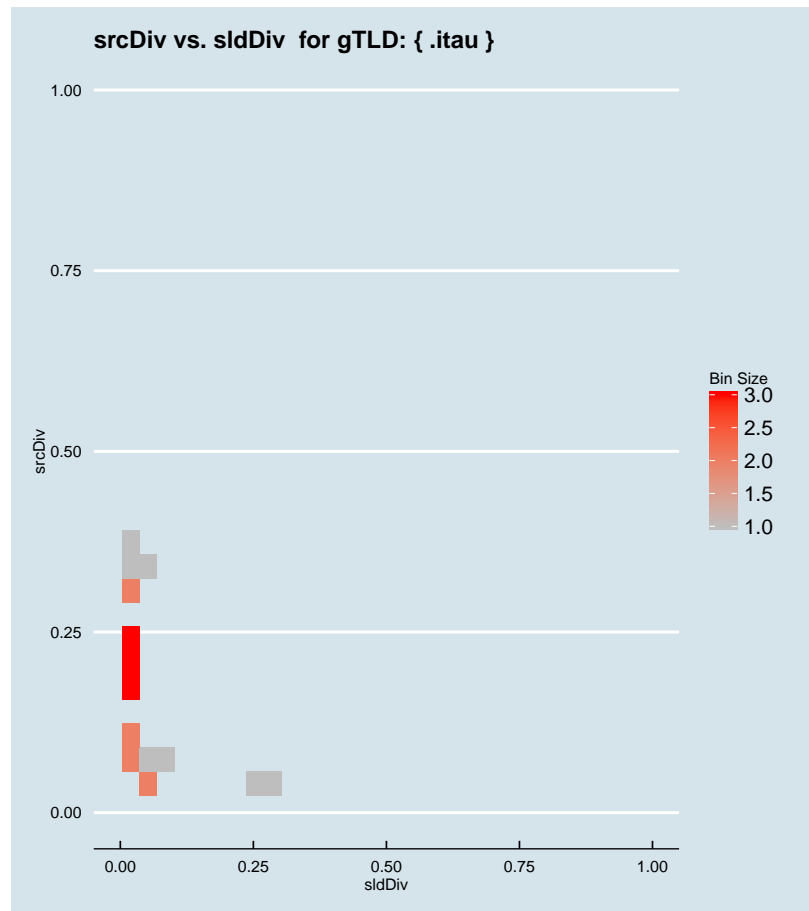


Figure 2.880: Binned scatter-plot of srcDiv and sldDiv for gTLD: { .itau }.

### :: 2.604 Representative SLDs for gTLD: { .itv }

In this section, we collect representative SLDs related to gTLD: 'itv'. We found 10 unique SLDs after filtering. A total of 30188 records were considered representative and they are 72.122% of the gTLD dump. Since the total number of records for this gTLD is 30188, there are 0 non-representative records (NRep). In addition, this set comprises  $1.24E-5$  of the entire data-set. Table 2.441 shows the corresponding SLDs ordered by the level of importance. Figure 2.881 shows the record count (PPM) for each representative SLD. Figure 2.882 shows the binned scatter-plot of srcDiv and sldDiv.

► { .itv }  
Total SLDs: 10  
a-sldDiv: 72.122%  
a-oR: 0.001%  
NRep: 0

Individual SLD descriptors for gTLD: {itv}										
SLD	count	sldDiv	$\phi$ -sldDiv	ipcount	srcDiv	$\phi$ -srcDiv	oR	a-srcDiv	a-oR	rem
talent	0.007	0.175	1.000	0.004	0.519	0.178	3E-6	0.175	3E-6	22862
RANDOM13	0.005	0.122	1.000	4.94E-4	0.097	0.016	2.09E-6	0.297	5.09E-6	17771
INCATE	0.004	0.084	1.000	0.002	0.503	0.177	1.44E-6	0.381	6.53E-6	14252
INCATF	0.003	0.073	1.000	2.03E-4	0.066	0.009	1.26E-6	0.454	7.79E-6	11182
tlsstudio	0.002	0.059	1.000	2.1E-5	0.009	3.96E-4	1.01E-6	0.513	8.8E-6	8714
RANDOM10	0.002	0.056	1.000	3.21E-4	0.137	0.027	9.63E-7	0.569	9.76E-6	6365
INCATB	0.002	0.054	1.000	4.11E-4	0.182	0.040	9.24E-7	0.623	1.07E-5	4111
INCATC	0.002	0.041	1.000	6.77E-4	0.392	0.107	7.09E-7	0.664	1.14E-5	2382
mediacente...	0.001	0.028	0.999	2.85E-4	0.239	0.056	4.88E-7	0.693	1.19E-5	1190
sales	0.001	0.028	0.999	1.4E-5	0.012	6.47E-4	4.88E-7	0.721	1.24E-5	0

Table 2.441: Top 10 most significant SLDs for gTLD 'itv'. The SLD list holds 72.122% of the entries found in the gTLD and 1.24E-5 of the total number of entries for the entire experiment. **count** represents the number of records found for the SLD (in parts per million). **sldDiv** is the raw count divided by the number of records of this gTLD dump file. **oR** is the ratio of raw count to the total number of records of the experiment.  **$\phi$ -sldDiv** represents the  $\phi$  percentile of sldDiv on the entire data-set. **a-srcDiv** is the cumulative srcDiv variable. **a-oR** is the cumulative oR.

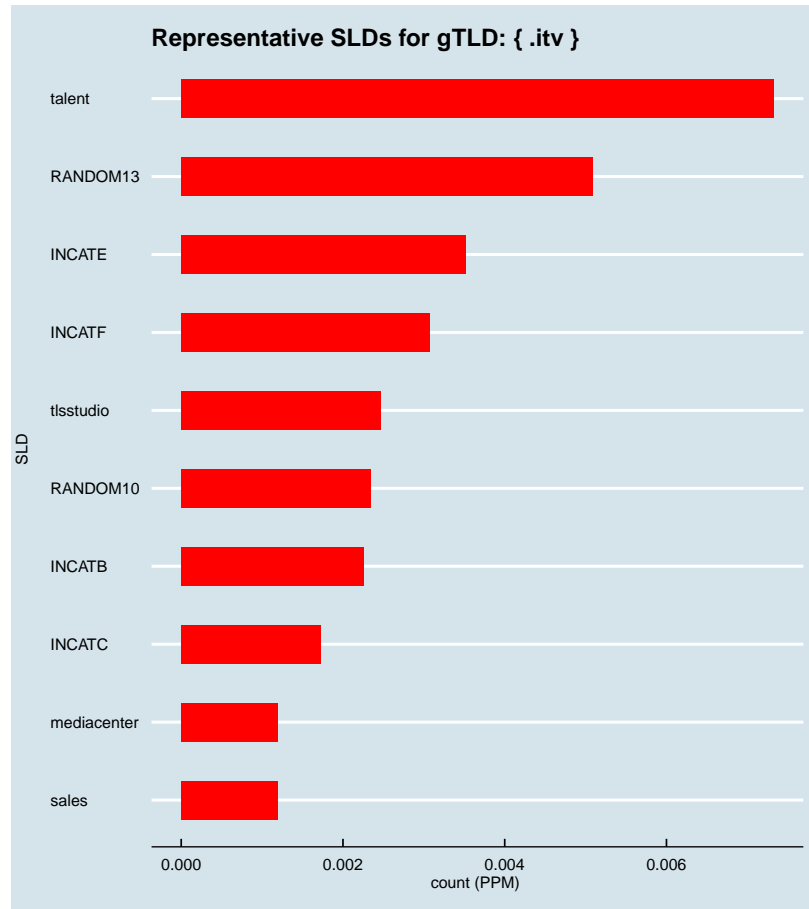


Figure 2.881: Representative SLDs for gTLD: { .itv}. The  $x$  axis displays number of times (in parts per million) the corresponding SLD ( $y$  axis) was found in the gTLD.

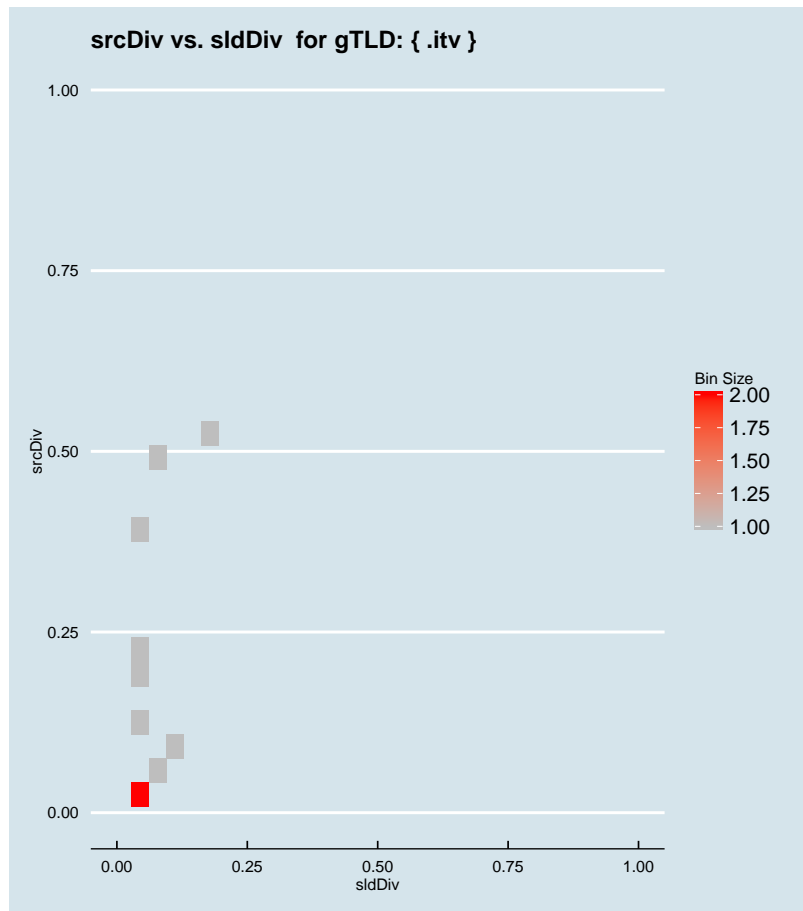


Figure 2.882: Binned scatter-plot of srcDiv and sldDiv for gTLD: {.itv}.

### :: 2.605 Representative SLDs for gTLD: {.iveco}

In this section, we collect representative SLDs related to gTLD: 'iveco'. We found 1 unique SLDs after filtering. A total of 1427 records were considered representative and they are 24.865% of the gTLD dump. Since the total number of records for this gTLD is 1427, there are 0 non-representative records (NRep). In addition, this set comprises  $5.85E-7$  of the entire data-set. Table 2.442 shows the corresponding SLDs ordered by the level of importance. Figure 2.883 shows the record count (PPM) for each representative SLD. Figure 2.884 shows the binned scatter-plot of srcDiv and sldDiv.

► {.iveco}  
 Total SLDs: 1  
 a-sldDiv: 24.865%  
 a-oR: 0.000%  
 NRep: 0

Individual SLD descriptors for gTLD: {iveco}										
SLD	count	sldDiv	$\phi$ -sldDiv	ipcount	srcDiv	$\phi$ -srcDiv	oR	a-srcDiv	a-oR	rem
INCATB	0.001	0.249	1.000	6.8E-5	0.048	0.006	5.85E-7	0.249	5.85E-7	0

Table 2.442: Top 1 most significant SLDs for gTLD 'iveco'. The SLD list holds 24.865% of the entries found in the gTLD and 5.85E-7 of the total number of entries for the entire experiment. **count** represents the number of records found for the SLD (in parts per million). **sldDiv** is the raw count divided by the number of records of this gTLD dump file. **oR** is the ratio of raw count to the total number of records of the experiment.  $\phi$ -**sldDiv** represents the  $\phi$  percentile of sldDiv on the entire data-set. **a-srcDiv** is the cumulative srcDiv variable. **a-oR** is the cumulative oR.




Figure 2.883: Representative SLDs for gTLD: { .iveco }. The *x* axis displays number of times (in parts per million) the corresponding SLD (*y* axis) was found in the gTLD.

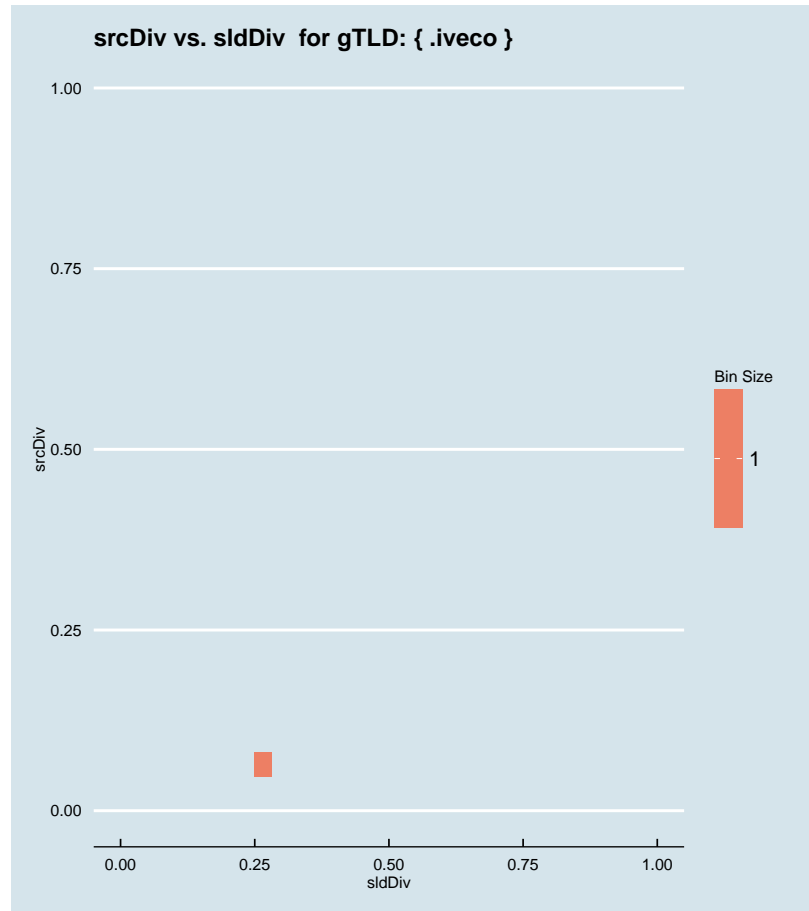


Figure 2.884: Binned scatter-plot of srcDiv and sldDiv for gTLD: { .iveco }.

### :: 2.606 Representative SLDs for gTLD: { .iwc }

In this section, we collect representative SLDs related to gTLD: 'iwc'. We found 1 unique SLDs after filtering. A total of 3918 records were considered representative and they are 62.488% of the gTLD dump. Since the total number of records for this gTLD is 3918, there are 0 non-representative records (NRep). In addition, this set comprises 1.61E-6 of the entire data-set. Table 2.443 shows the corresponding SLDs ordered by the level of importance. Figure 2.885 shows the record count (PPM) for each representative SLD. Figure 2.886 shows the binned scatter-plot of srcDiv and sldDiv.

► { .iwc }  
Total SLDs: 1  
a-sldDiv: 62.488%  
a-oR: 0.000%  
NRep: 0



Individual SLD descriptors for gTLD: {.iwc}										
SLD	count	sldDiv	$\phi$ -sldDiv	ipcount	srcDiv	$\phi$ -srcDiv	oR	a-srcDiv	a-oR	rem
INCATF	0.004	0.625	1.000	6.3E-5	0.016	0.001	1.61E-6	0.625	1.61E-6	0

Table 2.443: Top 1 most significant SLDs for gTLD 'iwc'. The SLD list holds 62.488% of the entries found in the gTLD and 1.61E-6 of the total number of entries for the entire experiment. **count** represents the number of records found for the SLD (in parts per million). **sldDiv** is the raw count divided by the number of records of this gTLD dump file. **oR** is the ratio of raw count to the total number of records of the experiment.  **$\phi$ -sldDiv** represents the  $\phi$  percentile of sldDiv on the entire data-set. **a-srcDiv** is the cumulative srcDiv variable. **a-oR** is the cumulative oR.






Figure 2.885: Representative SLDs for gTLD: { .iwc}. The  $x$  axis displays number of times (in parts per million) the corresponding SLD ( $y$  axis) was found in the gTLD.

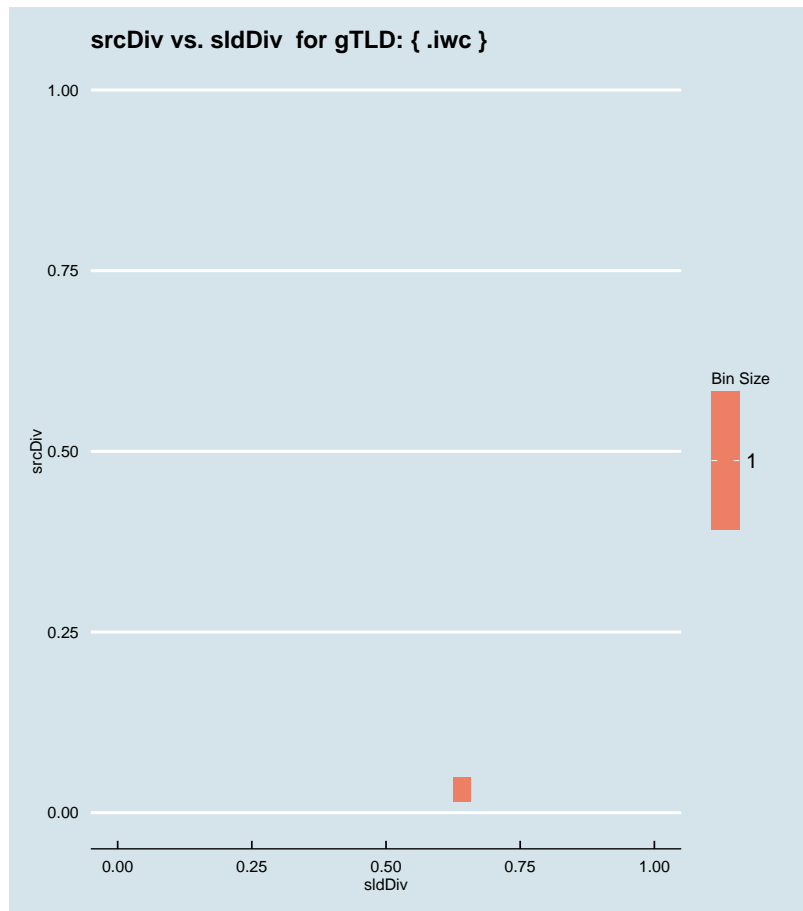


Figure 2.886: Binned scatter-plot of srcDiv and sldDiv for gTLD: {.iwc}.

### :: 2.607 Representative SLDs for gTLD: {.java}

In this section, we collect representative SLDs related to gTLD: 'java'. We found 6 unique SLDs after filtering. A total of 43543 records were considered representative and they are 46.865% of the gTLD dump. Since the total number of records for this gTLD is 43543, there are 0 non-representative records (NRep). In addition, this set comprises  $1.78E-5$  of the entire data-set. Table 2.444 shows the corresponding SLDs ordered by the level of importance. Figure 2.887 shows the record count (PPM) for each representative SLD. Figure 2.888 shows the binned scatter-plot of srcDiv and sldDiv.

► {.java}  
 Total SLDs: 6  
 a-sldDiv: 46.865%  
 a-oR: 0.002%  
 NRep: 0

Individual SLD descriptors for gTLD: {java}										
SLD	count	sldDiv	$\phi$ -sldDiv	ipcount	srcDiv	$\phi$ -srcDiv	oR	a-srcDiv	a-oR	rem
RANDOM13	0.019	0.204	1.000	8.92E-4	0.047	0.005	7.76E-6	0.204	7.76E-6	24600
INVALID	0.009	0.092	1.000	0.002	0.226	0.053	3.49E-6	0.295	1.13E-5	16091
INCATB	0.005	0.057	1.000	0.001	0.254	0.065	2.16E-6	0.352	1.34E-5	10818
INCATE	0.004	0.047	1.000	0.003	0.602	0.199	1.77E-6	0.399	1.52E-5	6493
RANDOM10	0.003	0.036	1.000	0.001	0.321	0.081	1.37E-6	0.435	1.66E-5	3157
INCATC	0.003	0.034	1.000	0.001	0.398	0.107	1.29E-6	0.469	1.78E-5	0

Table 2.444: Top 6 most significant SLDs for gTLD 'java'. The SLD list holds 46.865% of the entries found in the gTLD and 1.78E-5 of the total number of entries for the entire experiment. **count** represents the number of records found for the SLD (in parts per million). **sldDiv** is the raw count divided by the number of records of this gTLD dump file. **oR** is the ratio of raw count to the total number of records of the experiment.  $\phi$ -**sldDiv** represents the  $\phi$  percentile of sldDiv on the entire data-set. **a-srcDiv** is the cumulative srcDiv variable. **a-oR** is the cumulative oR.

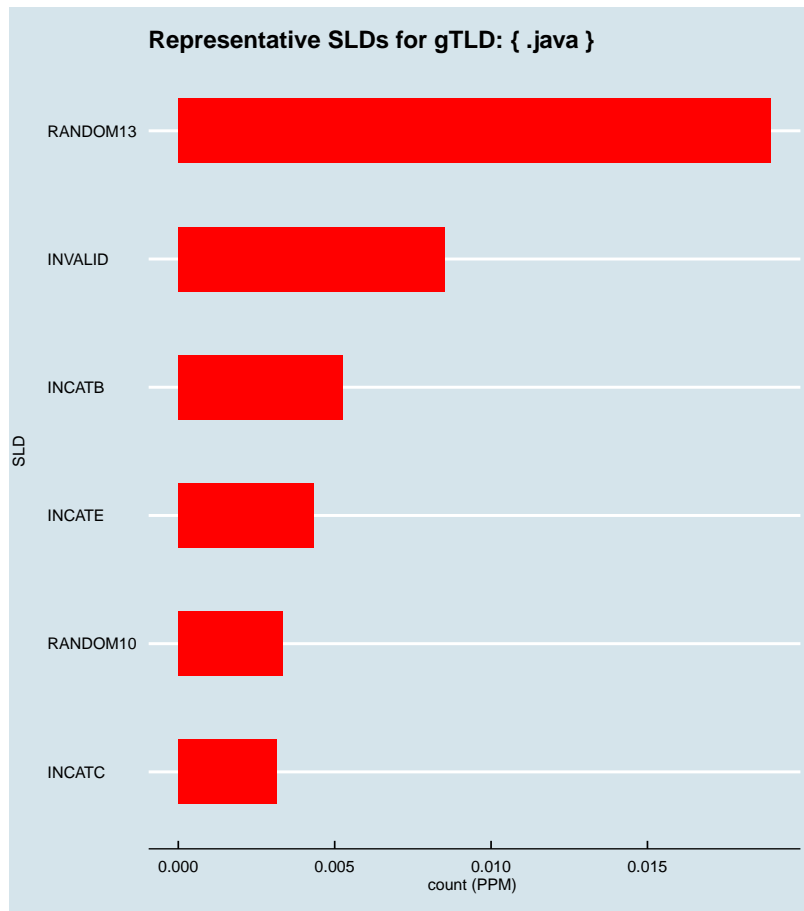


Figure 2.887: Representative SLDs for gTLD: {java}. The x axis displays number of times (in parts per million) the corresponding SLD (y axis) was found in the gTLD.

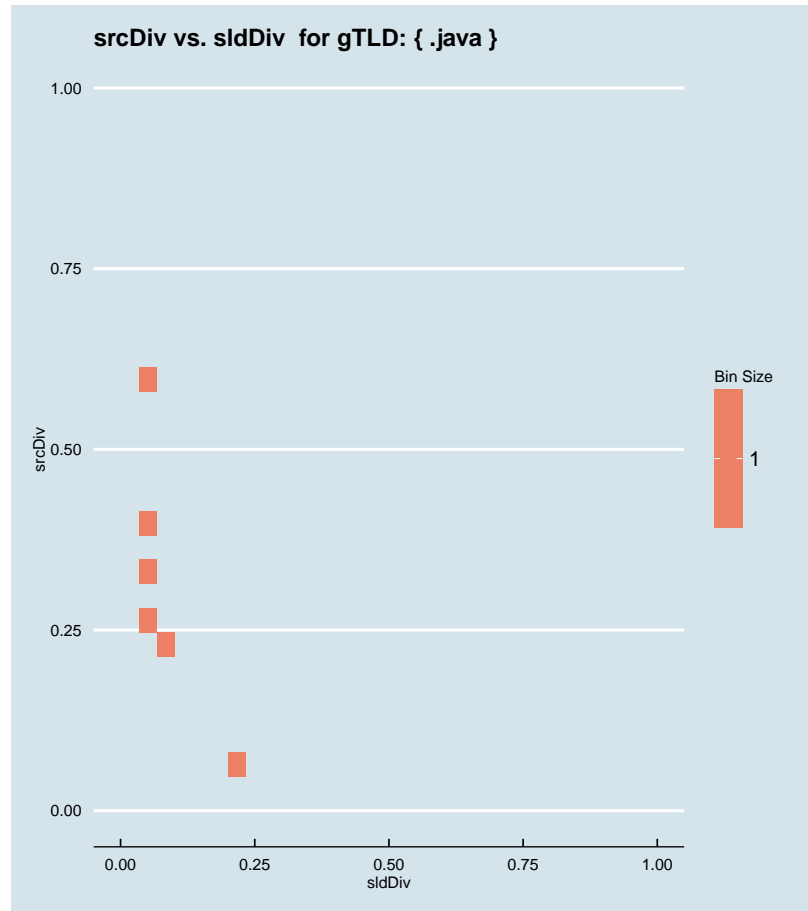


Figure 2.888: Binned scatter-plot of srcDiv and sldDiv for gTLD: {.java}.

### :: 2.608 Representative SLDs for gTLD: {jaguar}

In this section, we collect representative SLDs related to gTLD: 'jaguar'. We found 6 unique SLDs after filtering. A total of 16723 records were considered representative and they are 69.723% of the gTLD dump. Since the total number of records for this gTLD is 16723, there are 0 non-representative records (NRep). In addition, this set comprises 6.85E-6 of the entire data-set. Table 2.445 shows the corresponding SLDs ordered by the level of importance. Figure 2.889 shows the record count (PPM) for each representative SLD. Figure 2.890 shows the binned scatter-plot of srcDiv and sldDiv.

► {jaguar}  
Total SLDs: 6  
a-sldDiv: 69.723%  
a-oR: 0.001%  
NRep: 0

Individual SLD descriptors for gTLD: {jaguar}										
SLD	count	sldDiv	$\phi$ -sldDiv	ipcount	srcDiv	$\phi$ -srcDiv	oR	a-srcDiv	a-oR	rem
INVALID	0.006	0.253	1.000	3.41E-4	0.056	0.007	2.48E-6	0.253	2.48E-6	10661
INCATB	0.003	0.114	1.000	3.01E-4	0.110	0.019	1.12E-6	0.366	3.6E-6	7936
RANDOM10	0.002	0.100	1.000	2.47E-4	0.103	0.018	9.85E-7	0.467	4.59E-6	5533
wpad	0.002	0.088	1.000	4.39E-4	0.207	0.048	8.67E-7	0.555	5.45E-6	3417
RANDOM13	0.002	0.080	1.000	4.15E-4	0.216	0.050	7.88E-7	0.635	6.24E-6	1494
isatap	0.001	0.062	1.000	4.08E-4	0.273	0.070	6.12E-7	0.697	6.85E-6	0

Table 2.445: Top 6 most significant SLDs for gTLD 'jaguar'. The SLD list holds 69.723% of the entries found in the gTLD and 6.85E-6 of the total number of entries for the entire experiment. **count** represents the number of records found for the SLD (in parts per million). **sldDiv** is the raw count divided by the number of records of this gTLD dump file. **oR** is the ratio of raw count to the total number of records of the experiment.  $\phi$ -**sldDiv** represents the  $\phi$  percentile of sldDiv on the entire data-set. **a-srcDiv** is the cumulative srcDiv variable. **a-oR** is the cumulative oR.

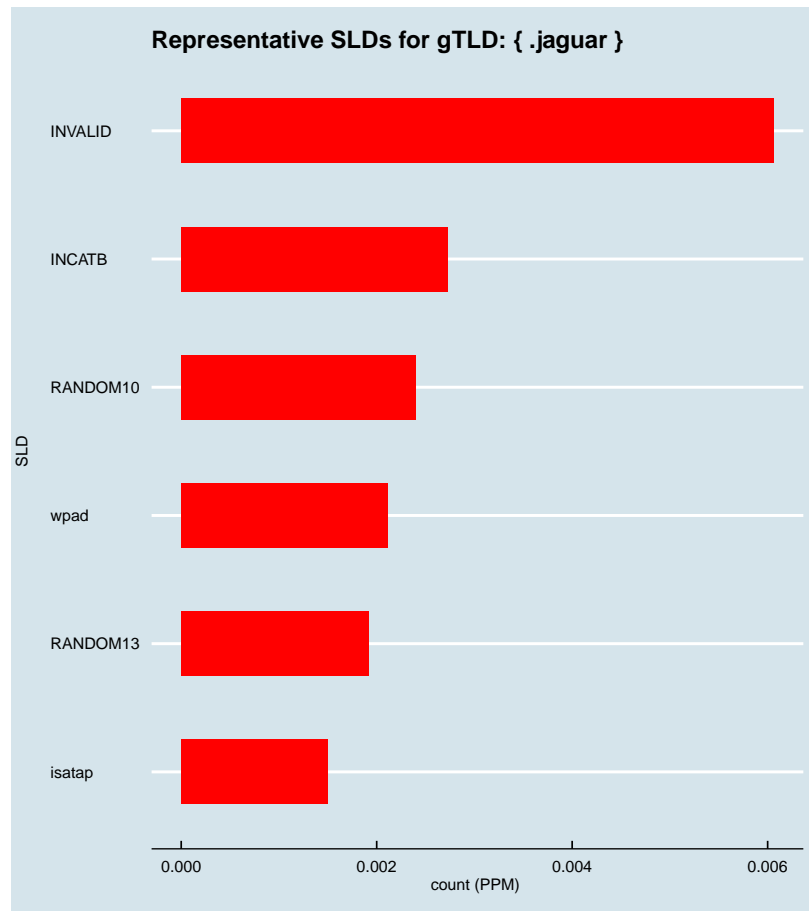


Figure 2.889: Representative SLDs for gTLD: { .jaguar }. The  $x$  axis displays number of times (in parts per million) the corresponding SLD ( $y$  axis) was found in the gTLD.

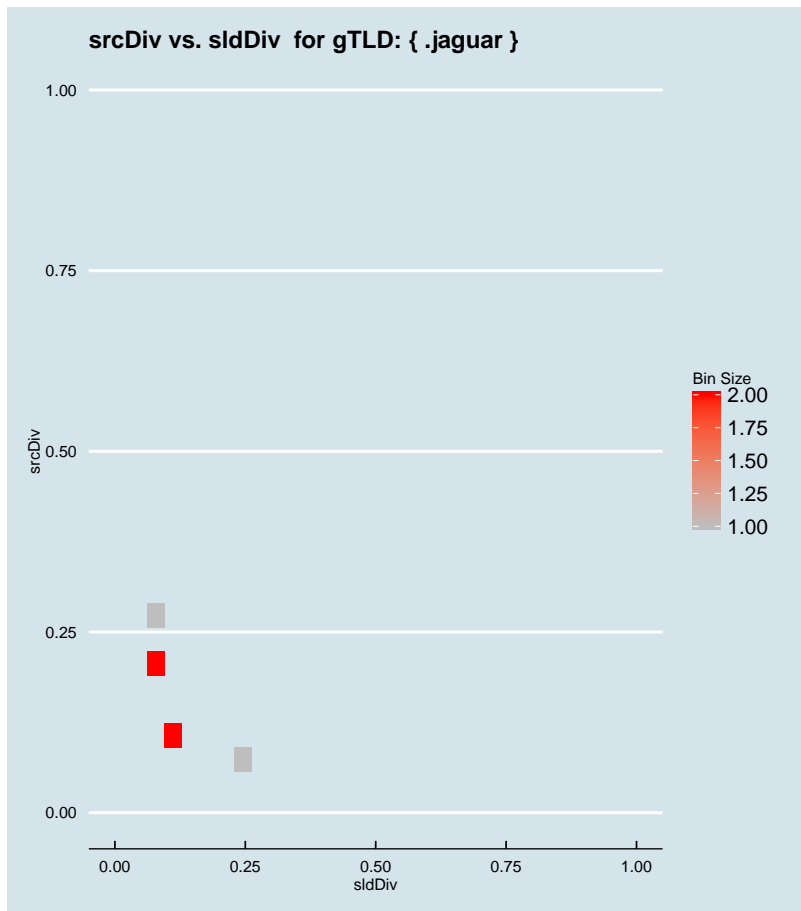


Figure 2.890: Binned scatter-plot of srcDiv and sldDiv for gTLD: {jaguar}.

### :: 2.609 Representative SLDs for gTLD: {jcb}

In this section, we collect representative SLDs related to gTLD: 'jcb'. We found 1 unique SLDs after filtering. A total of 2372 records were considered representative and they are 28.028% of the gTLD dump. Since the total number of records for this gTLD is 2372, there are 0 non-representative records (NRep). In addition, this set comprises  $9.72E-7$  of the entire data-set. Table 2.446 shows the corresponding SLDs ordered by the level of importance. Figure 2.891 shows the record count (PPM) for each representative SLD. Figure 2.892 shows the binned scatter-plot of srcDiv and sldDiv.

► {jcb}  
 Total SLDs: 1  
 a-sldDiv: 28.028%  
 a-oR: 0.000%  
 NRep: 0



Individual SLD descriptors for gTLD: {jcb}										
SLD	count	sldDiv	$\phi$ -sldDiv	ipcount	srcDiv	$\phi$ -srcDiv	oR	a-srcDiv	a-oR	rem
INVALID	0.002	0.280	1.000	1.27E-4	0.054	0.007	9.72E-7	0.280	9.72E-7	0

Table 2.446: Top 1 most significant SLDs for gTLD 'jcb'. The SLD list holds 28.028% of the entries found in the gTLD and 9.72E-7 of the total number of entries for the entire experiment. **count** represents the number of records found for the SLD (in parts per million). **sldDiv** is the raw count divided by the number of records of this gTLD dump file. **oR** is the ratio of raw count to the total number of records of the experiment.  **$\phi$ -sldDiv** represents the  $\phi$  percentile of sldDiv on the entire data-set. **a-srcDiv** is the cumulative srcDiv variable. **a-oR** is the cumulative oR.

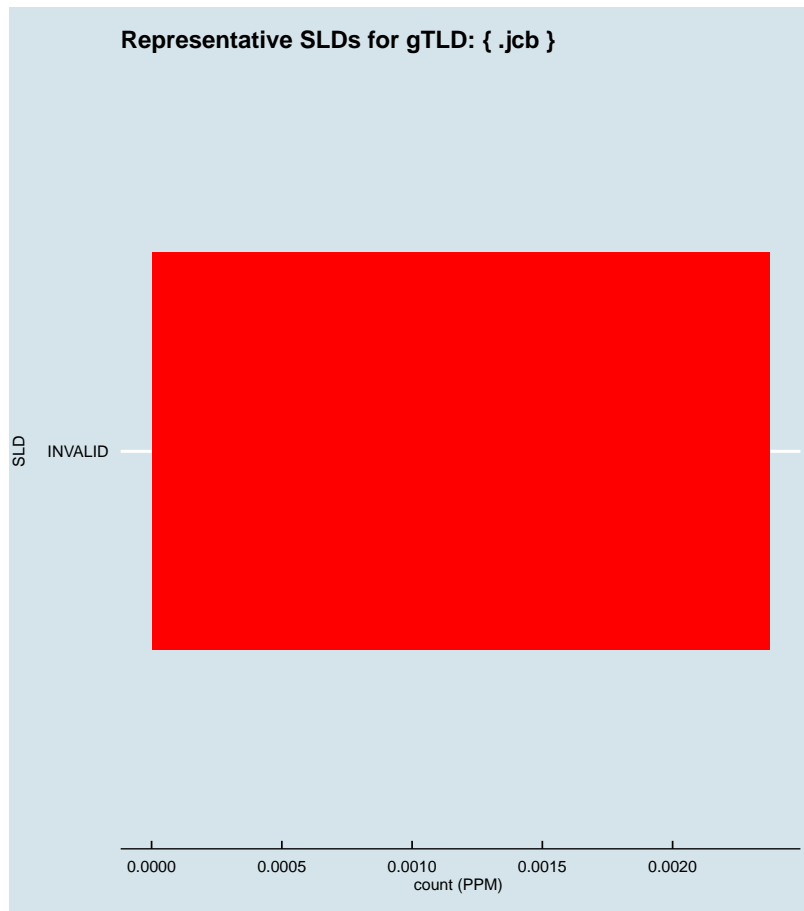


Figure 2.891: Representative SLDs for gTLD: { .jcb }. The  $x$  axis displays number of times (in parts per million) the corresponding SLD ( $y$  axis) was found in the gTLD.

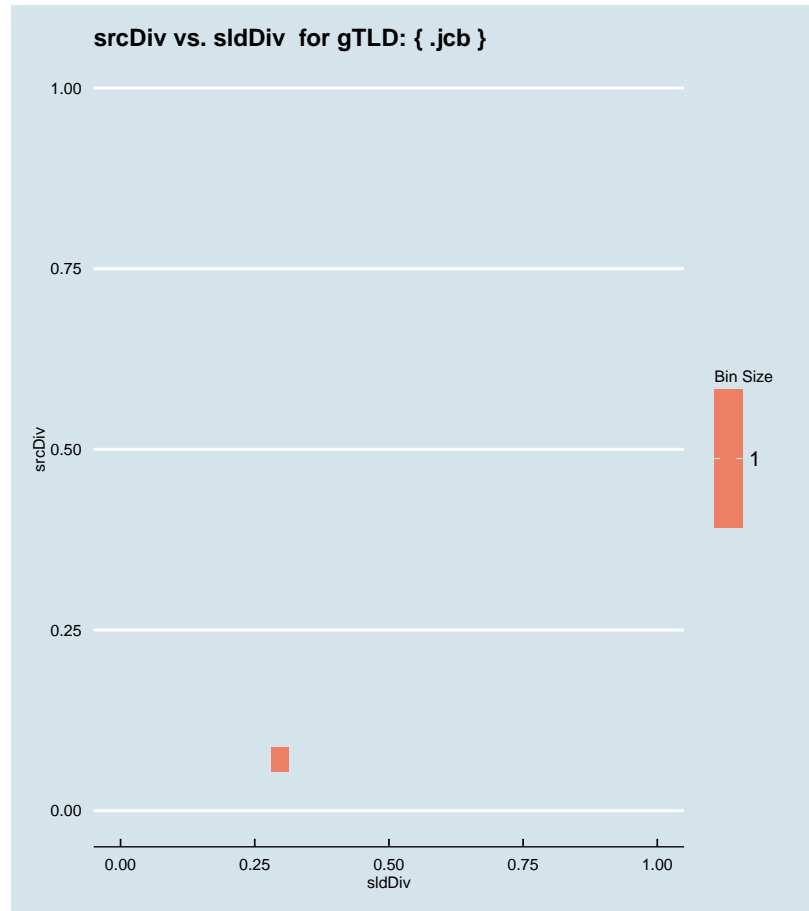


Figure 2.892: Binned scatter-plot of srcDiv and sldDiv for gTLD: { .jcb }.

### :: 2.610 Representative SLDs for gTLD: { .jcp }

In this section, we collect representative SLDs related to gTLD: 'jcp'. We found 3 unique SLDs after filtering. A total of 5764 records were considered representative and they are 53.100% of the gTLD dump. Since the total number of records for this gTLD is 5764, there are 0 non-representative records (NRep). In addition, this set comprises 2.36E-6 of the entire data-set. Table 2.447 shows the corresponding SLDs ordered by the level of importance. Figure 2.893 shows the record count (PPM) for each representative SLD. Figure 2.894 shows the binned scatter-plot of srcDiv and sldDiv.

► { .jcp }  
Total SLDs: 3  
a-sldDiv: 53.100%  
a-oR: 0.000%  
NRep: 0



Individual SLD descriptors for gTLD: {jcp}										
SLD	count	sldDiv	$\phi$ -sldDiv	ipcount	srcDiv	$\phi$ -srcDiv	oR	a-srcDiv	a-oR	rem
servidor	0.003	0.244	1.000	3.4E-5	0.013	7.4E-4	1.09E-6	0.244	1.09E-6	3114
INCATE	0.002	0.161	1.000	0.001	0.711	0.237	7.14E-7	0.405	1.8E-6	1371
INCATF	0.001	0.126	1.000	3.7E-5	0.027	0.002	5.62E-7	0.531	2.36E-6	0

Table 2.447: Top 3 most significant SLDs for gTLD 'jcp'. The SLD list holds 53.100% of the entries found in the gTLD and 2.36E-6 of the total number of entries for the entire experiment. **count** represents the number of records found for the SLD (in parts per million). **sldDiv** is the raw count divided by the number of records of this gTLD dump file. **oR** is the ratio of raw count to the total number of records of the experiment.  **$\phi$ -sldDiv** represents the  $\phi$  percentile of sldDiv on the entire data-set. **a-srcDiv** is the cumulative srcDiv variable. **a-oR** is the cumulative oR.

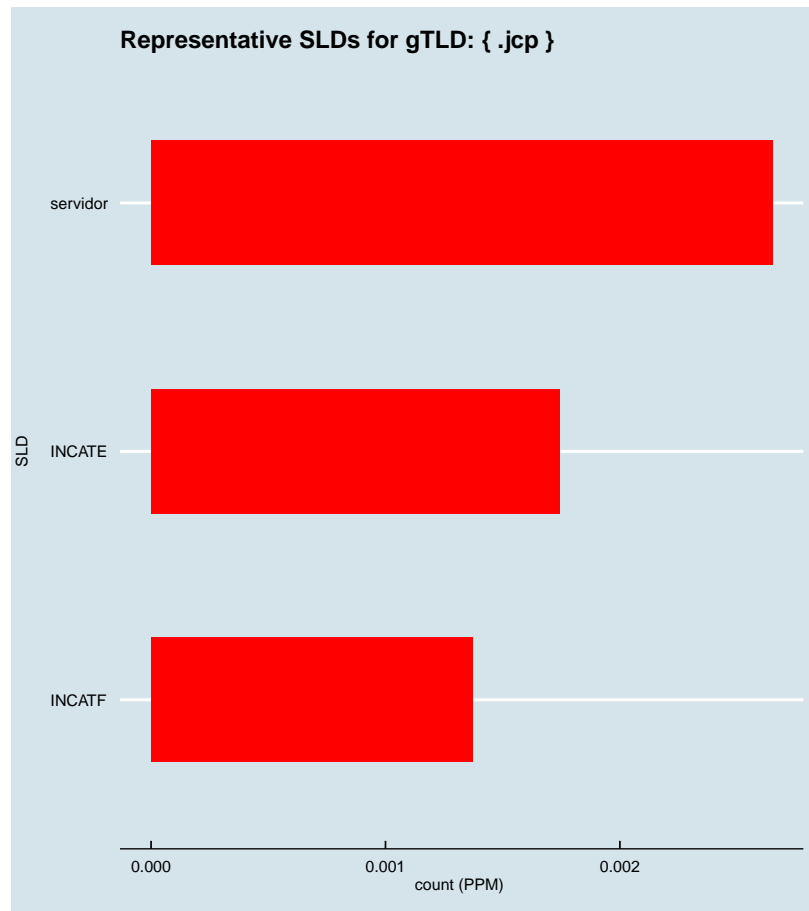


Figure 2.893: Representative SLDs for gTLD: { .jcp}. The x axis displays number of times (in parts per million) the corresponding SLD (y axis) was found in the gTLD.

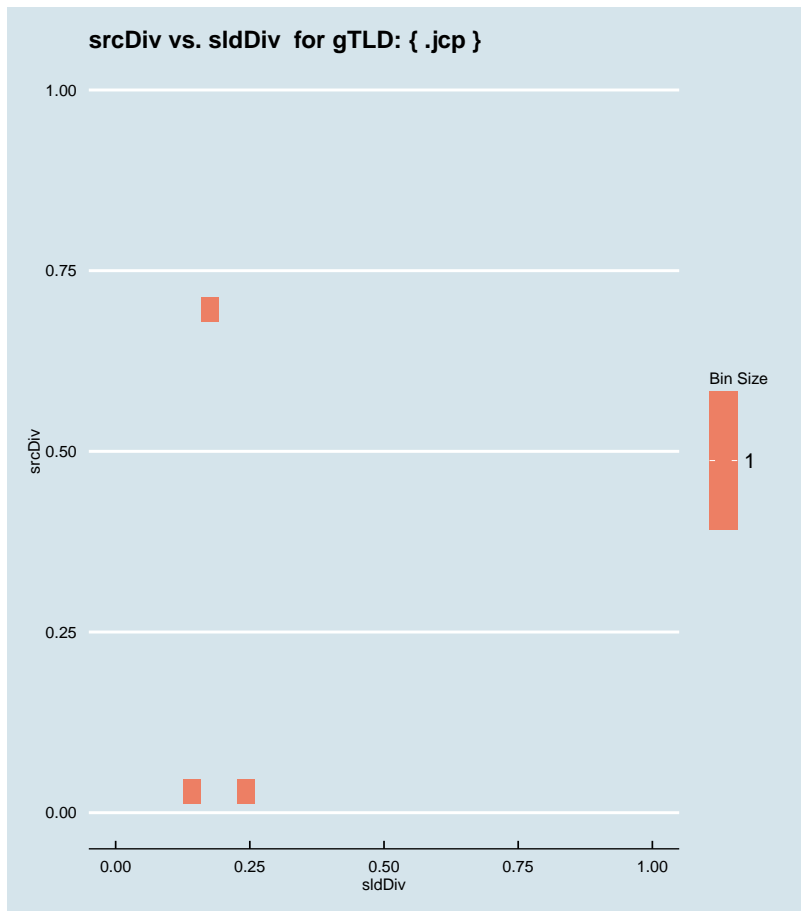


Figure 2.894: Binned scatter-plot of srcDiv and sldDiv for gTLD: { .jcp }.

### :: 2.611 Representative SLDs for gTLD: { .jeep }

In this section, we collect representative SLDs related to gTLD: 'jeep'. We found 3 unique SLDs after filtering. A total of 11825 records were considered representative and they are 76.711% of the gTLD dump. Since the total number of records for this gTLD is 11825, there are 0 non-representative records (NRep). In addition, this set comprises  $4.85E-6$  of the entire data-set. Table 2.448 shows the corresponding SLDs ordered by the level of importance. Figure 2.895 shows the record count (PPM) for each representative SLD. Figure 2.896 shows the binned scatter-plot of srcDiv and sldDiv.

► { .jeep }  
 Total SLDs: 3  
 a-sldDiv: 76.711%  
 a-oR: 0.000%  
 NRep: 0

Individual SLD descriptors for gTLD: {jeep}										
SLD	count	sldDiv	$\phi$ -sldDiv	ipcount	srcDiv	$\phi$ -srcDiv	oR	a-srcDiv	a-oR	rem
INCATE	0.006	0.411	1.000	0.002	0.320	0.081	2.6E-6	0.411	2.6E-6	5485
INVALID	0.003	0.222	1.000	2.16E-4	0.063	0.009	1.4E-6	0.633	4E-6	2068
INCATB	0.002	0.134	1.000	2E-4	0.097	0.016	8.47E-7	0.767	4.85E-6	0

Table 2.448: Top 3 most significant SLDs for gTLD 'jeep'. The SLD list holds 76.711% of the entries found in the gTLD and 4.85E-6 of the total number of entries for the entire experiment. **count** represents the number of records found for the SLD (in parts per million). **sldDiv** is the raw count divided by the number of records of this gTLD dump file. **oR** is the ratio of raw count to the total number of records of the experiment.  **$\phi$ -sldDiv** represents the  $\phi$  percentile of sldDiv on the entire data-set. **a-srcDiv** is the cumulative srcDiv variable. **a-oR** is the cumulative oR.

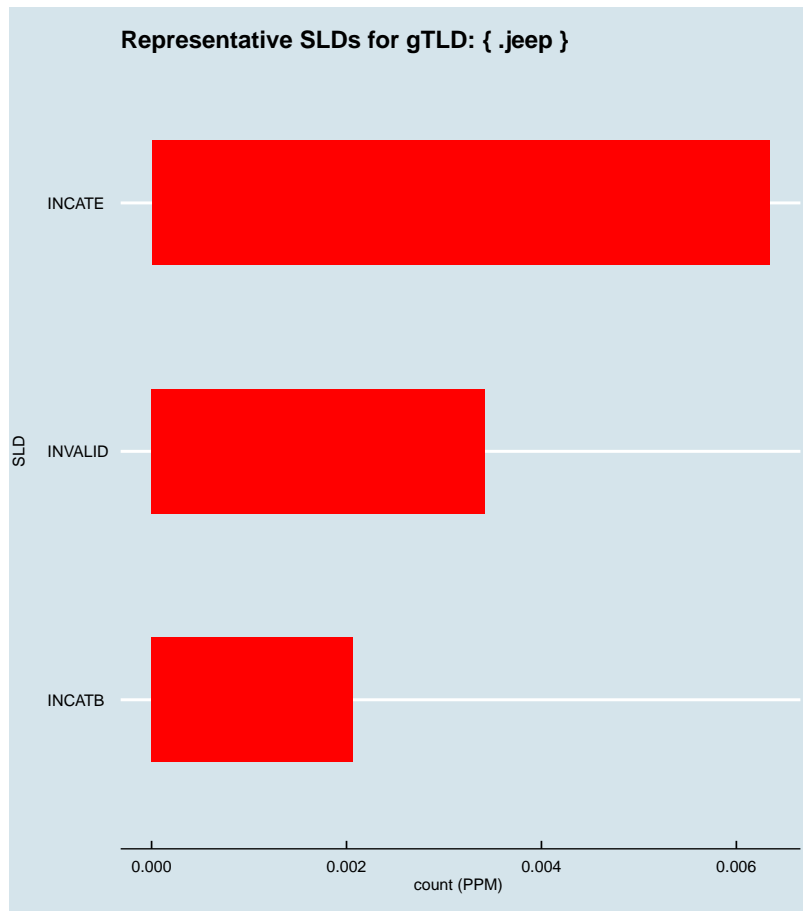


Figure 2.895: Representative SLDs for gTLD: {jeep}. The x axis displays number of times (in parts per million) the corresponding SLD (y axis) was found in the gTLD.



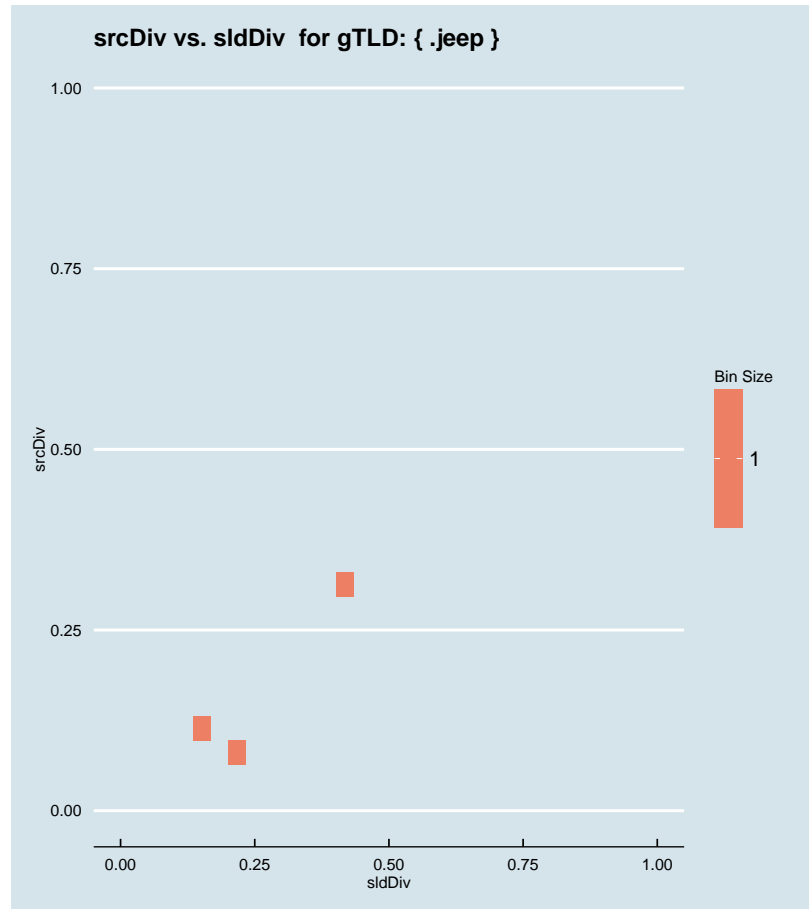


Figure 2.896: Binned scatter-plot of srcDiv and sldDiv for gTLD: {jeep}.

### ⚡ 2.612 Representative SLDs for gTLD: {jeztz}

In this section, we collect representative SLDs related to gTLD: 'jeztz'. We found 0 unique SLDs after filtering. A total of 0 records were considered representative and they are 0.000% of the gTLD dump. Since the total number of records for this gTLD is 0, there are 0 non-representative records (NRep). In addition, this set comprises 0E0 of the entire data-set.

► {jeztz}  
Total SLDs: 0  
a-sldDiv: 0.000%  
a-oR: 0.000%  
NRep: 0

### ⚡ 2.613 Representative SLDs for gTLD: {jewelry}

In this section, we collect representative SLDs related to gTLD: 'jewelry'. We found 1

► {jewelry}  
Total SLDs: 1  
a-sldDiv: 28.542%  
a-oR: 0.000%  
NRep: 0



unique SLDs after filtering. A total of 1259 records were considered representative and they are 28.542% of the gTLD dump. Since the total number of records for this gTLD is 1259, there are 0 non-representative records (NRep). In addition, this set comprises  $5.16E-7$  of the entire data-set. Table 2.449 shows the corresponding SLDs ordered by the level of importance. Figure 2.897 shows the record count (PPM) for each representative SLD. Figure 2.898 shows the binned scatter-plot of srcDiv and sldDiv.

Individual SLD descriptors for gTLD: {jewelry}										
SLD	count	sldDiv	$\phi$ -sldDiv	ipcount	srcDiv	$\phi$ -srcDiv	oR	a-srcDiv	a-oR	rem
acn	0.001	0.285	1.000	$4.01E-4$	0.319	0.081	$5.16E-7$	0.285	$5.16E-7$	0

Table 2.449: Top 1 most significant SLDs for gTLD 'jewelry'. The SLD list holds 28.542% of the entries found in the gTLD and  $5.16E-7$  of the total number of entries for the entire experiment. **count** represents the number of records found for the SLD (in parts per million). **sldDiv** is the raw count divided by the number of records of this gTLD dump file. **oR** is the ratio of raw count to the total number of records of the experiment.  **$\phi$ -sldDiv** represents the  $\phi$  percentile of sldDiv on the entire data-set. **a-srcDiv** is the cumulative srcDiv variable. **a-oR** is the cumulative oR.

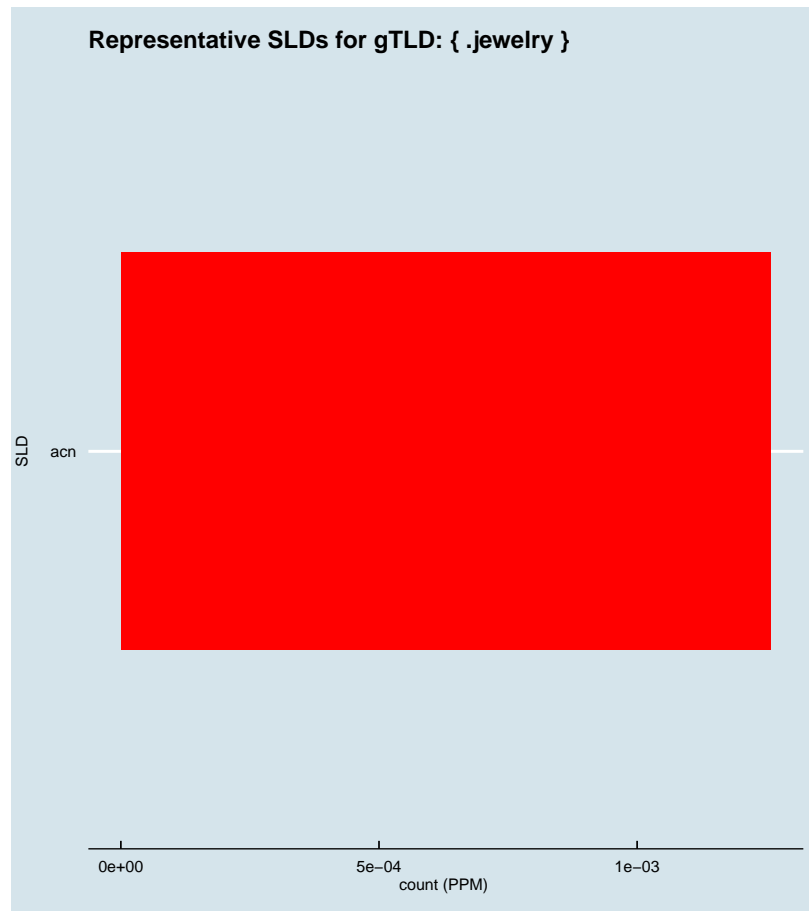


Figure 2.897: Representative SLDs for gTLD: { .jewelry}. The  $x$  axis displays number of times (in parts per million) the corresponding SLD ( $y$  axis) was found in the gTLD.

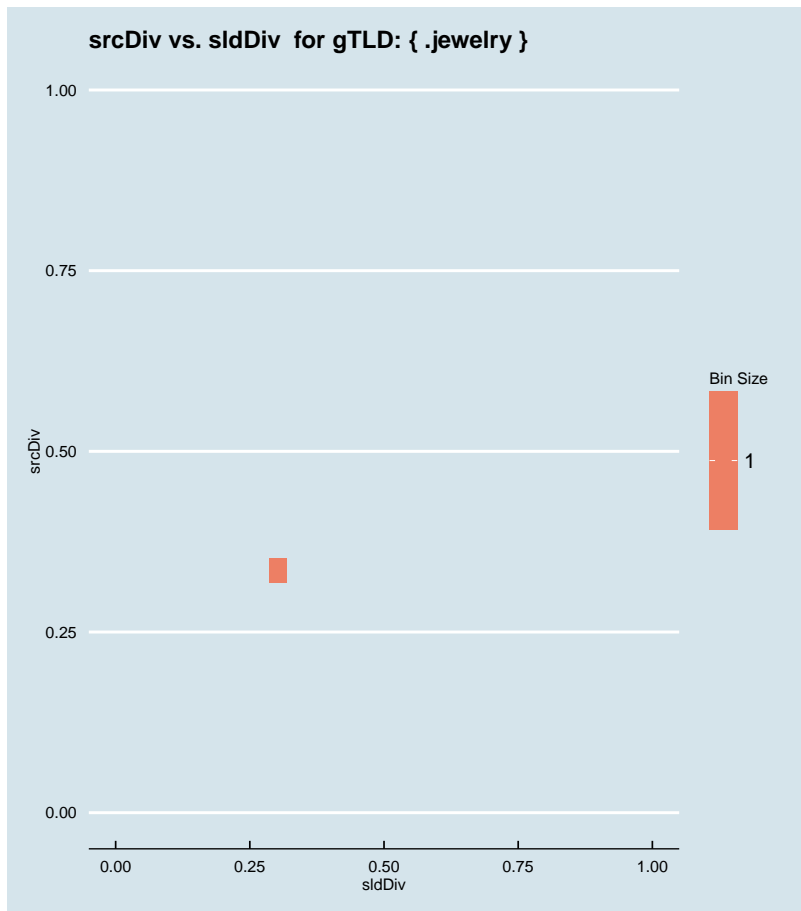


Figure 2.898: Binned scatter-plot of srcDiv and sldDiv for gTLD: {.jewelry}.

∴ 2.614 Representative SLDs for gTLD: {.jio}

In this section, we collect representative SLDs related to gTLD: 'jio'. We found 0 unique SLDs after filtering. A total of 0 records were considered representative and they are 0.000% of the gTLD dump. Since the total number of records for this gTLD is 0, there are 0 non-representative records (NRep). In addition, this set comprises 0E0 of the entire data-set.

► {.jio}  
 Total SLDs: 0  
 a-sldDiv: 0.000%  
 a-oR: 0.000%  
 NRep: 0

∴ 2.615 Representative SLDs for gTLD: {.jlc}

In this section, we collect representative SLDs related to gTLD: 'jlc'. We found 2 unique

► {.jlc}  
 Total SLDs: 2  
 a-sldDiv: 39.663%  
 a-oR: 0.000%  
 NRep: 0

SLDs after filtering. A total of 3221 records were considered representative and they are 39.663% of the gTLD dump. Since the total number of records for this gTLD is 3221, there are 0 non-representative records (NRep). In addition, this set comprises  $1.32E-6$  of the entire data-set. Table 2.450 shows the corresponding SLDs ordered by the level of importance. Figure 2.899 shows the record count (PPM) for each representative SLD. Figure 2.900 shows the binned scatter-plot of srcDiv and sldDiv.

Individual SLD descriptors for gTLD: {jlc}										
SLD	count	sldDiv	$\phi$ -sldDiv	ipcount	srcDiv	$\phi$ -srcDiv	oR	a-srcDiv	a-oR	rem
INVALID	0.002	0.232	1.000	$1.78E-4$	0.094	0.016	$7.73E-7$	0.232	$7.73E-7$	1335
RANDOM10	0.001	0.164	1.000	$9.6E-5$	0.072	0.011	$5.47E-7$	0.397	$1.32E-6$	0

Table 2.450: Top 2 most significant SLDs for gTLD 'jlc'. The SLD list holds 39.663% of the entries found in the gTLD and  $1.32E-6$  of the total number of entries for the entire experiment. **count** represents the number of records found for the SLD (in parts per million). **sldDiv** is the raw count divided by the number of records of this gTLD dump file. **oR** is the ratio of raw count to the total number of records of the experiment.  **$\phi$ -sldDiv** represents the  $\phi$  percentile of sldDiv on the entire data-set. **a-srcDiv** is the cumulative srcDiv variable. **a-oR** is the cumulative oR.

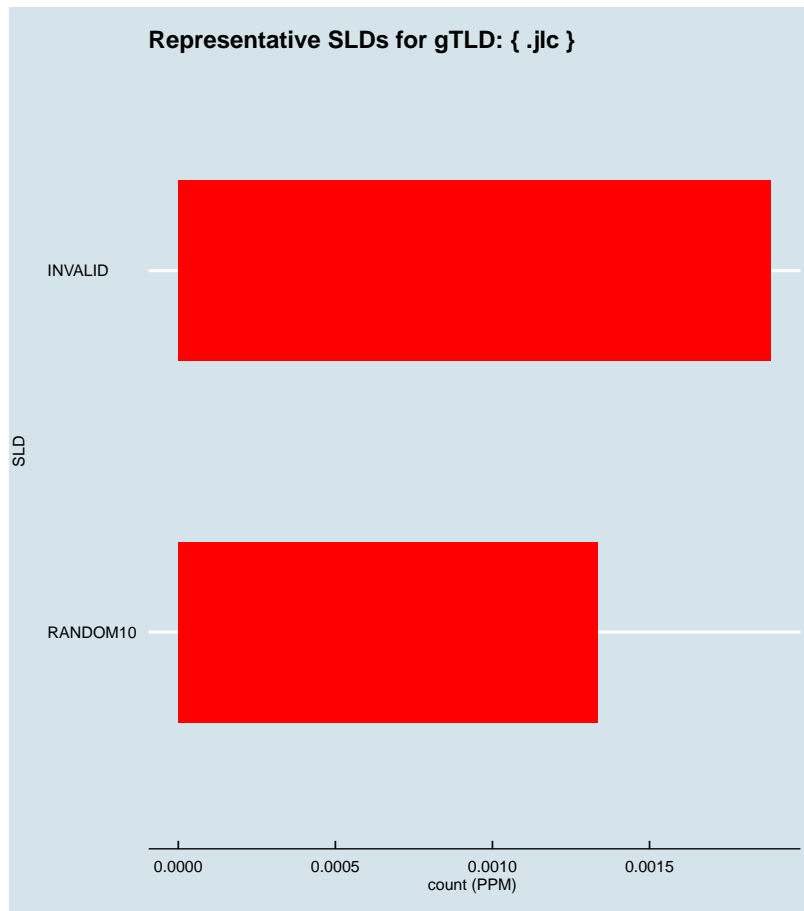


Figure 2.899: Representative SLDs for gTLD: { .jlc}. The *x* axis displays number of times (in parts per million) the corresponding SLD (*y* axis) was found in the gTLD.

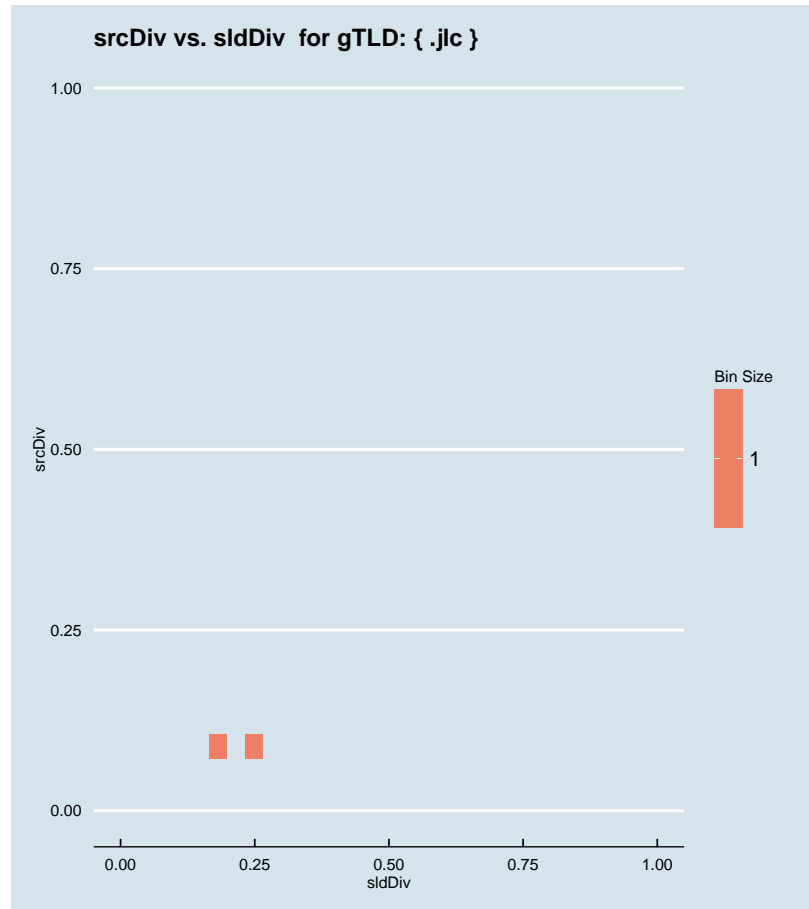


Figure 2.900: Binned scatter-plot of srcDiv and sldDiv for gTLD: { .jlc }.

### :: 2.616 Representative SLDs for gTLD: { .jll }

In this section, we collect representative SLDs related to gTLD: 'jll'. We found 2 unique SLDs after filtering. A total of 7038 records were considered representative and they are 62.466% of the gTLD dump. Since the total number of records for this gTLD is 7038, there are 0 non-representative records (NRep). In addition, this set comprises 2.88E-6 of the entire data-set. Table 2.451 shows the corresponding SLDs ordered by the level of importance. Figure 2.901 shows the record count (PPM) for each representative SLD. Figure 2.902 shows the binned scatter-plot of srcDiv and sldDiv.

► { .jll }  
Total SLDs: 2  
a-sldDiv: 62.466%  
a-oR: 0.000%  
NRep: 0



Individual SLD descriptors for gTLD: {jll}										
SLD	count	sldDiv	$\phi$ -sldDiv	ipcount	srcDiv	$\phi$ -srcDiv	oR	a-srcDiv	a-oR	rem
INCATB	0.005	0.481	1.000	0.002	0.386	0.106	2.22E-6	0.481	2.22E-6	1623
SHORTSLD	0.002	0.144	1.000	7.28E-4	0.449	0.124	6.65E-7	0.625	2.88E-6	0

Table 2.451: Top 2 most significant SLDs for gTLD 'jll'. The SLD list holds 62.466% of the entries found in the gTLD and 2.88E-6 of the total number of entries for the entire experiment. **count** represents the number of records found for the SLD (in parts per million). **sldDiv** is the raw count divided by the number of records of this gTLD dump file. **oR** is the ratio of raw count to the total number of records of the experiment.  **$\phi$ -sldDiv** represents the  $\phi$  percentile of sldDiv on the entire data-set. **a-srcDiv** is the cumulative srcDiv variable. **a-oR** is the cumulative oR.



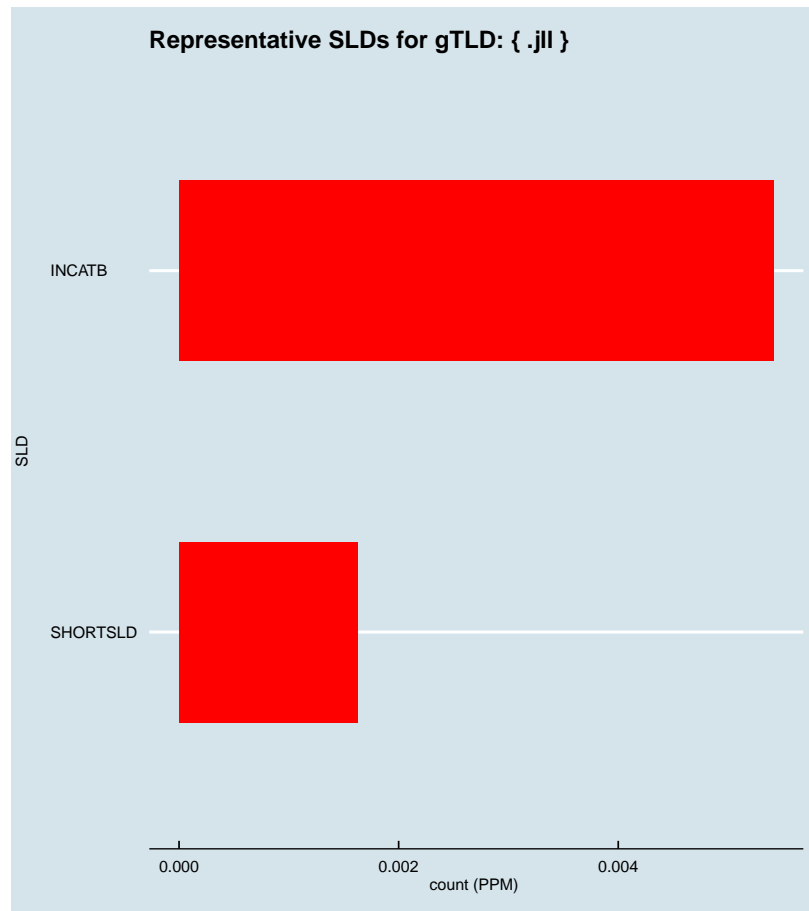


Figure 2.901: Representative SLDs for gTLD: { .jll }. The x axis displays number of times (in parts per million) the corresponding SLD (y axis) was found in the gTLD.

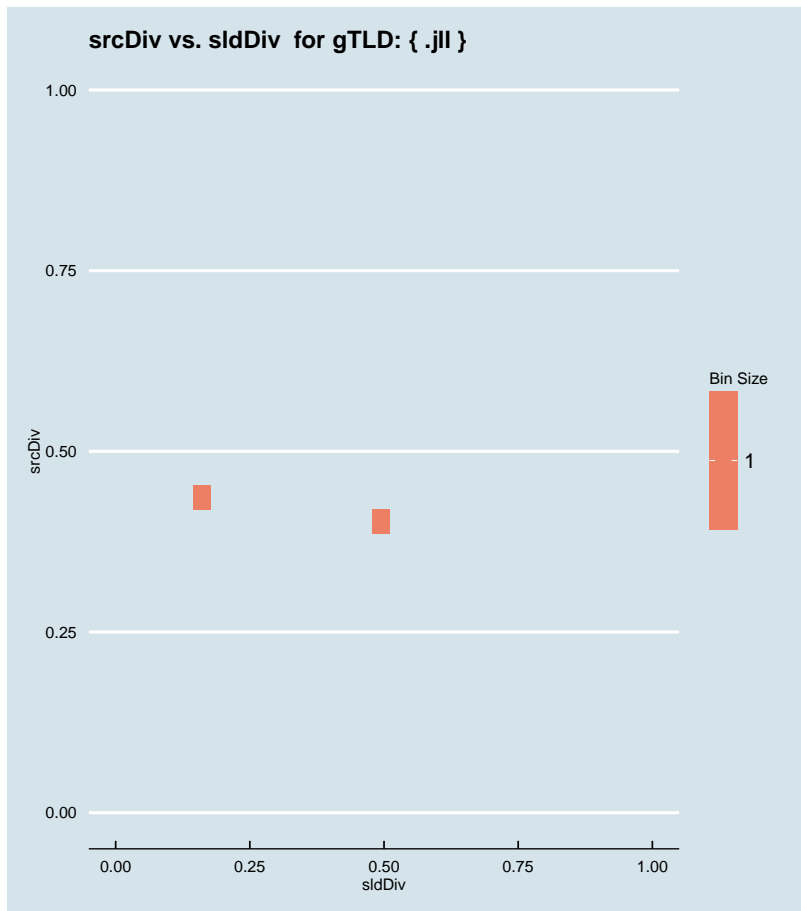


Figure 2.902: Binned scatter-plot of srcDiv and sldDiv for gTLD: { .jll }.

### :: 2.617 Representative SLDs for gTLD: { .jmp }

In this section, we collect representative SLDs related to gTLD: 'jmp'. We found 0 unique SLDs after filtering. A total of 0 records were considered representative and they are 0.000% of the gTLD dump. Since the total number of records for this gTLD is 0, there are 0 non-representative records (NRep). In addition, this set comprises 0E0 of the entire data-set.

```
► { .jmp }
Total SLDs: 0
a-sldDiv: 0.000%
a-oR: 0.000%
NRep: 0
```

### :: 2.618 Representative SLDs for gTLD: { .jnj }

In this section, we collect representative SLDs related to gTLD: 'jnj'. We found 9 unique

```
► { .jnj }
Total SLDs: 9
a-sldDiv: 60.888%
a-oR: 0.001%
NRep: 0
```

SLDs after filtering. A total of 25817 records were considered representative and they are 60.888% of the gTLD dump. Since the total number of records for this gTLD is 25817, there are 0 non-representative records (NRep). In addition, this set comprises  $1.06E-5$  of the entire data-set. Table 2.452 shows the corresponding SLDs ordered by the level of importance. Figure 2.903 shows the record count (PPM) for each representative SLD. Figure 2.904 shows the binned scatter-plot of srcDiv and sldDiv.

Individual SLD descriptors for gTLD: {.jnj}										
SLD	count	sldDiv	$\phi$ -sldDiv	ipcount	srcDiv	$\phi$ -srcDiv	oR	a-srcDiv	a-oR	rem
its	0.009	0.215	1.000	0.001	0.149	0.030	$3.74E-6$	0.215	$3.74E-6$	16698
INCATI	0.003	0.081	1.000	$5.4E-5$	0.016	0.001	$1.4E-6$	0.296	$5.14E-6$	13281
ncsus	0.003	0.069	1.000	$5.6E-5$	0.019	0.001	$1.19E-6$	0.364	$6.33E-6$	10375
INCATB	0.003	0.063	1.000	$2.19E-4$	0.082	0.013	$1.09E-6$	0.427	$7.42E-6$	7717
RANDOM13	0.002	0.049	1.000	$3.82E-4$	0.186	0.041	$8.43E-7$	0.475	$8.26E-6$	5660
wpad	0.002	0.040	1.000	$1.81E-4$	0.107	0.019	$6.93E-7$	0.515	$8.95E-6$	3969
INVALID	0.002	0.036	1.000	$1.22E-4$	0.079	0.012	$6.34E-7$	0.552	$9.59E-6$	2422
sipexterna...	0.001	0.029	0.999	$2.5E-5$	0.021	0.002	$4.99E-7$	0.580	$1.01E-5$	1204
sip	0.001	0.028	0.999	$2.6E-5$	0.022	0.002	$4.93E-7$	0.609	$1.06E-5$	0

Table 2.452: Top 9 most significant SLDs for gTLD 'jnj'. The SLD list holds 60.888% of the entries found in the gTLD and  $1.06E-5$  of the total number of entries for the entire experiment. **count** represents the number of records found for the SLD (in parts per million). **sldDiv** is the raw count divided by the number of records of this gTLD dump file. **oR** is the ratio of raw count to the total number of records of the experiment.  **$\phi$ -sldDiv** represents the  $\phi$  percentile of sldDiv on the entire data-set. **a-srcDiv** is the cumulative srcDiv variable. **a-oR** is the cumulative oR.

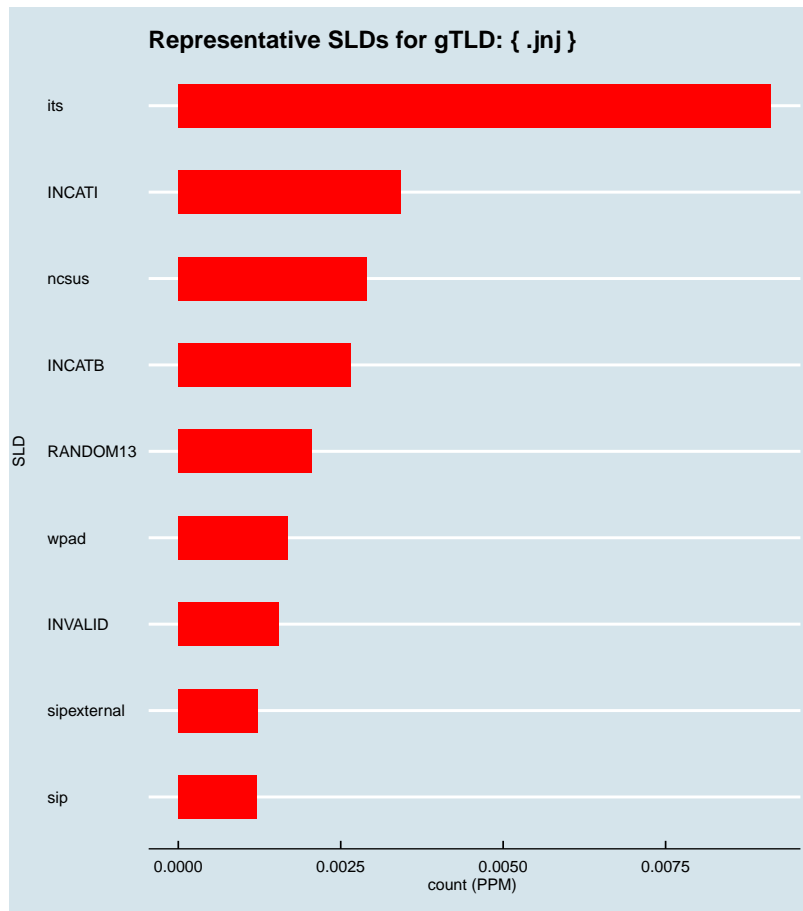


Figure 2.903: Representative SLDs for gTLD: { .jnj}. The x axis displays number of times (in parts per million) the corresponding SLD (y axis) was found in the gTLD.

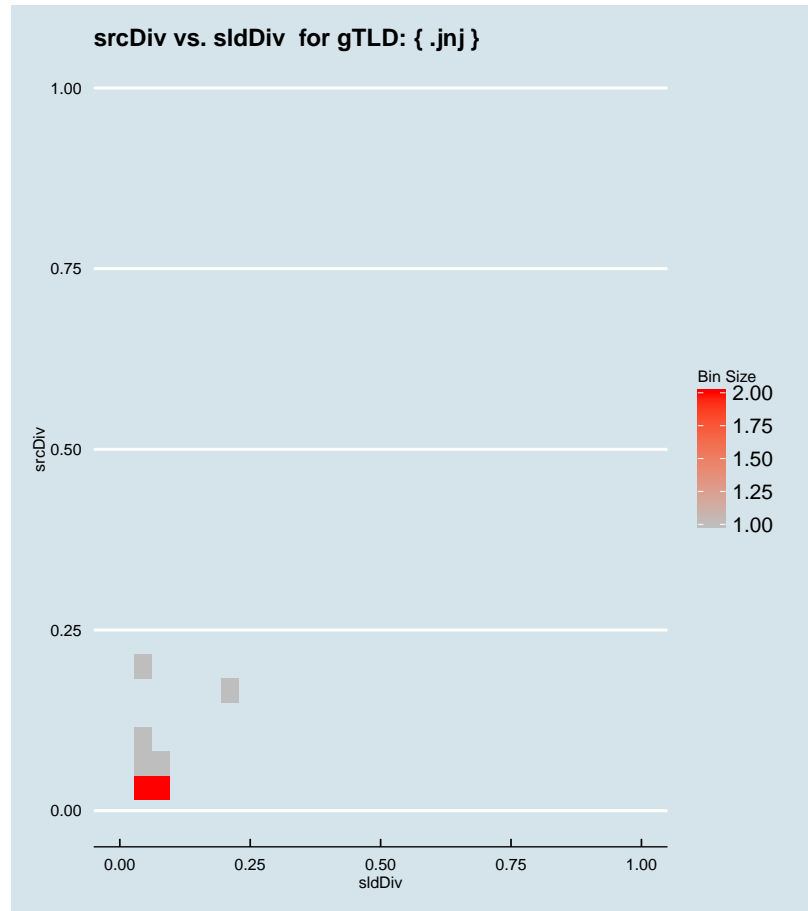


Figure 2.904: Binned scatter-plot of srcDiv and sldDiv for gTLD: { .jnj }.

### :: 2.619 Representative SLDs for gTLD: { .joburg }

In this section, we collect representative SLDs related to gTLD: 'joburg'. We found 2 unique SLDs after filtering. A total of 3122 records were considered representative and they are 84.493% of the gTLD dump. Since the total number of records for this gTLD is 3122, there are 0 non-representative records (NRep). In addition, this set comprises 1.28E-6 of the entire data-set. Table 2.453 shows the corresponding SLDs ordered by the level of importance. Figure 2.905 shows the record count (PPM) for each representative SLD. Figure 2.906 shows the binned scatter-plot of srcDiv and sldDiv.

► { .joburg }  
Total SLDs: 2  
a-sldDiv: 84.493%  
a-oR: 0.000%  
NRep: 0



Individual SLD descriptors for gTLD: {joburg}										
SLD	count	sldDiv	$\phi$ -sldDiv	ipcount	srcDiv	$\phi$ -srcDiv	oR	a-srcDiv	a-oR	rem
partserve	0.002	0.478	1.000	8E-6	0.005	1.65E-4	7.24E-7	0.478	7.24E-7	1356
INCATF	0.001	0.367	1.000	1E-5	0.007	3.24E-4	5.56E-7	0.845	1.28E-6	0

Table 2.453: Top 2 most significant SLDs for gTLD 'joburg'. The SLD list holds 84.493% of the entries found in the gTLD and 1.28E-6 of the total number of entries for the entire experiment. **count** represents the number of records found for the SLD (in parts per million). **sldDiv** is the raw count divided by the number of records of this gTLD dump file. **oR** is the ratio of raw count to the total number of records of the experiment.  $\phi$ -**sldDiv** represents the  $\phi$  percentile of sldDiv on the entire data-set. **a-srcDiv** is the cumulative srcDiv variable. **a-oR** is the cumulative oR.

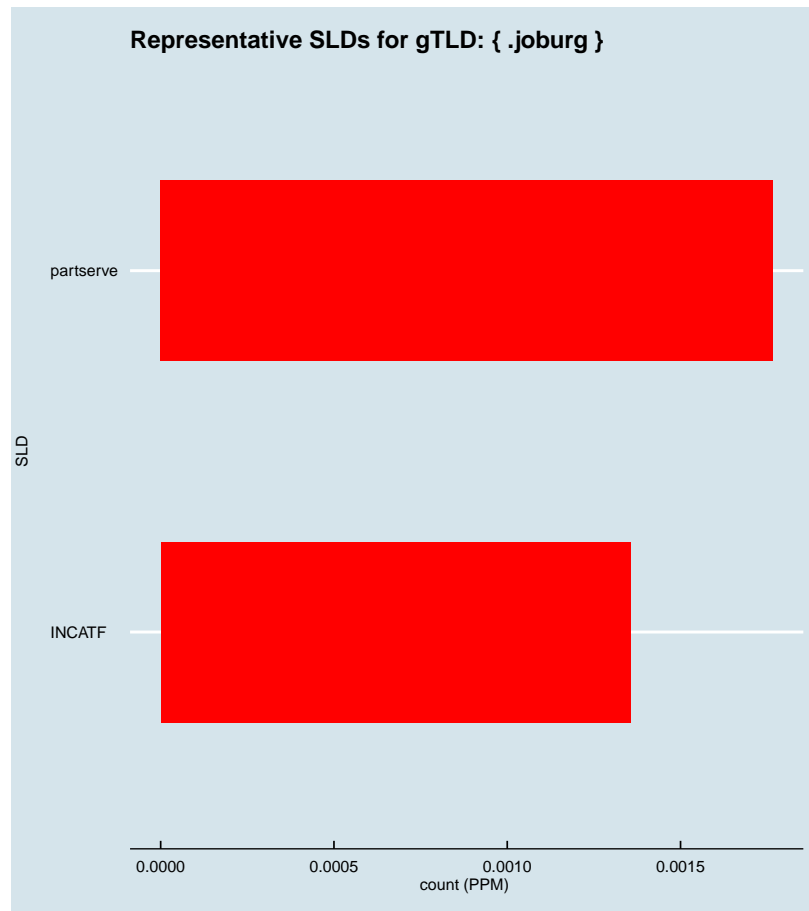


Figure 2.905: Representative SLDs for gTLD: {,joburg}. The x axis displays number of times (in parts per million) the corresponding SLD (y axis) was found in the gTLD.

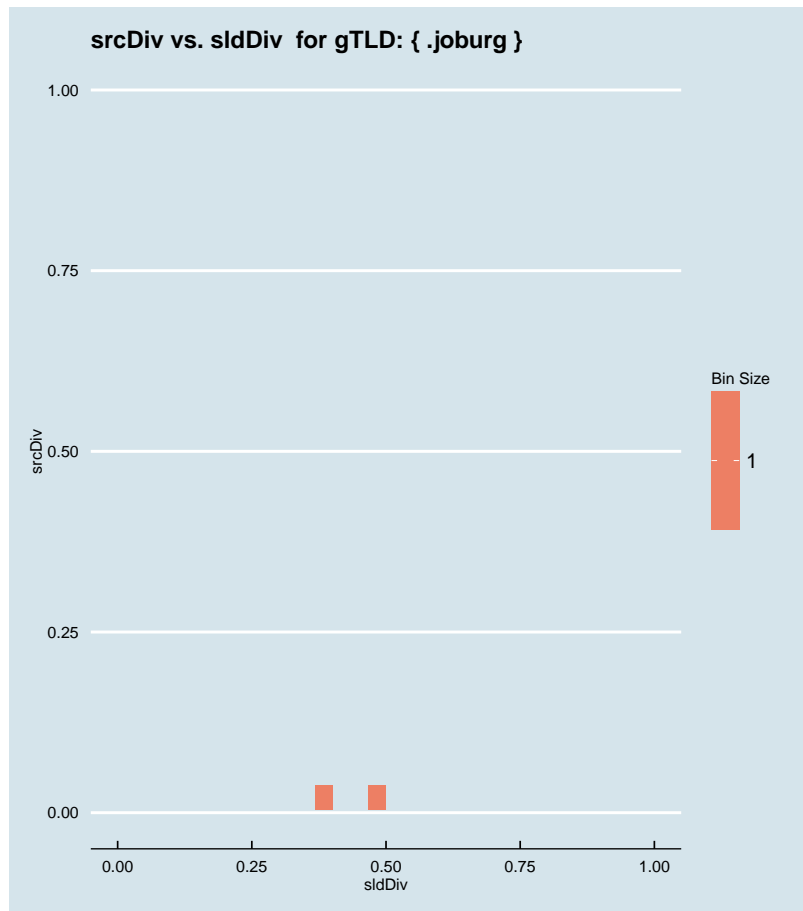


Figure 2.906: Binned scatter-plot of srcDiv and sldDiv for gTLD: {joburg}.

∴ 2.620 Representative SLDs for gTLD: {jot}

In this section, we collect representative SLDs related to gTLD: 'jot'. We found 0 unique SLDs after filtering. A total of 0 records were considered representative and they are 0.000% of the gTLD dump. Since the total number of records for this gTLD is 0, there are 0 non-representative records (NRep). In addition, this set comprises 0E0 of the entire data-set.

► {jot}  
 Total SLDs: 0  
 a-sldDiv: 0.000%  
 a-oR: 0.000%  
 NRep: 0

∴ 2.621 Representative SLDs for gTLD: {joy}

In this section, we collect representative SLDs related to gTLD: 'joy'. We found 9

► {joy}  
 Total SLDs: 9  
 a-sldDiv: 74.027%  
 a-oR: 0.001%  
 NRep: 0



unique SLDs after filtering. A total of 36309 records were considered representative and they are 74.027% of the gTLD dump. Since the total number of records for this gTLD is 36309, there are 0 non-representative records (NRep). In addition, this set comprises  $1.49E-5$  of the entire data-set. Table 2.454 shows the corresponding SLDs ordered by the level of importance. Figure 2.907 shows the record count (PPM) for each representative SLD. Figure 2.908 shows the binned scatter-plot of srcDiv and sldDiv.

Individual SLD descriptors for gTLD: {joy}										
SLD	count	sldDiv	$\phi$ -sldDiv	ipcount	srcDiv	$\phi$ -srcDiv	oR	a-srcDiv	a-oR	rem
RANDOM10	0.009	0.182	1.000	$7.75E-4$	0.087	0.014	$3.65E-6$	0.182	$3.65E-6$	27400
INVALID	0.007	0.148	1.000	0.001	0.185	0.041	$2.97E-6$	0.330	$6.63E-6$	20141
wpad	0.004	0.081	1.000	$9.23E-4$	0.233	0.055	$1.62E-6$	0.410	$8.25E-6$	16181
INCATC	0.004	0.073	1.000	$9.31E-4$	0.259	0.066	$1.47E-6$	0.484	$9.72E-6$	12593
canon4a96c...	0.003	0.059	1.000	$7.9E-5$	0.028	0.002	$1.18E-6$	0.542	$1.09E-5$	9723
isatap	0.003	0.054	1.000	$7.22E-4$	0.272	0.068	$1.09E-6$	0.596	$1.2E-5$	7067
RANDOM13	0.002	0.050	1.000	$5E-4$	0.204	0.048	$1.01E-6$	0.646	$1.3E-5$	4613
vooyour	0.002	0.047	1.000	$6E-6$	0.003	$7.73E-5$	$9.52E-7$	0.694	$1.39E-5$	2291
INCATB	0.002	0.047	1.000	$7.68E-4$	0.335	0.096	$9.39E-7$	0.740	$1.49E-5$	0

Table 2.454: Top 9 most significant SLDs for gTLD 'joy'. The SLD list holds 74.027% of the entries found in the gTLD and  $1.49E-5$  of the total number of entries for the entire experiment. **count** represents the number of records found for the SLD (in parts per million). **sldDiv** is the raw count divided by the number of records of this gTLD dump file. **oR** is the ratio of raw count to the total number of records of the experiment.  **$\phi$ -sldDiv** represents the  $\phi$  percentile of sldDiv on the entire data-set. **a-srcDiv** is the cumulative srcDiv variable. **a-oR** is the cumulative oR.

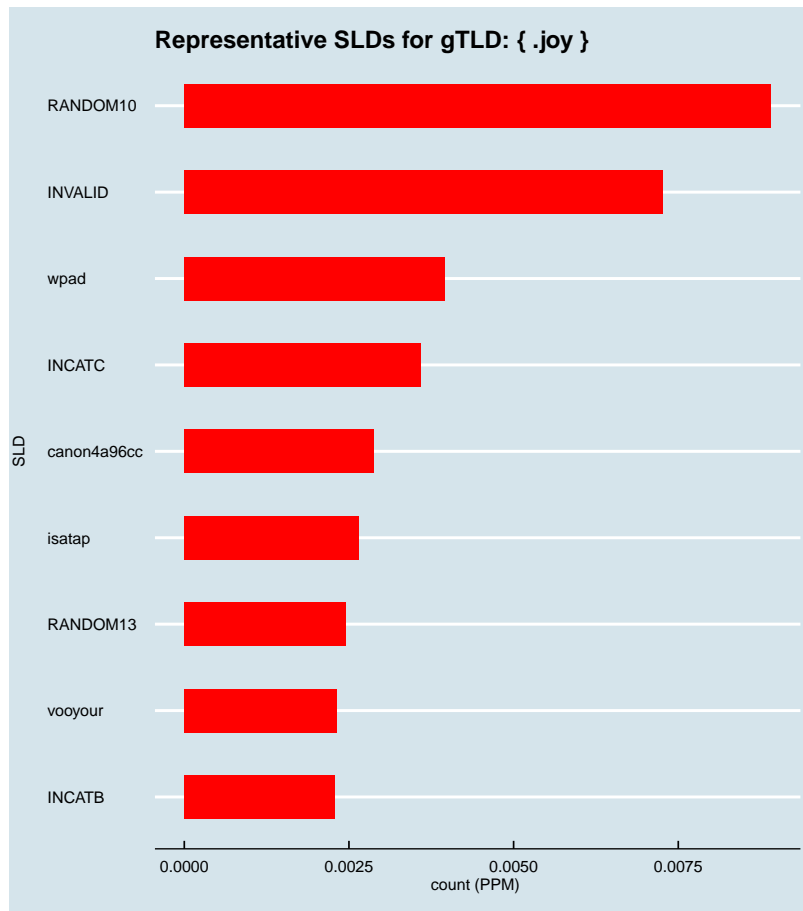


Figure 2.907: Representative SLDs for gTLD: { .joy }. The x axis displays number of times (in parts per million) the corresponding SLD (y axis) was found in the gTLD.

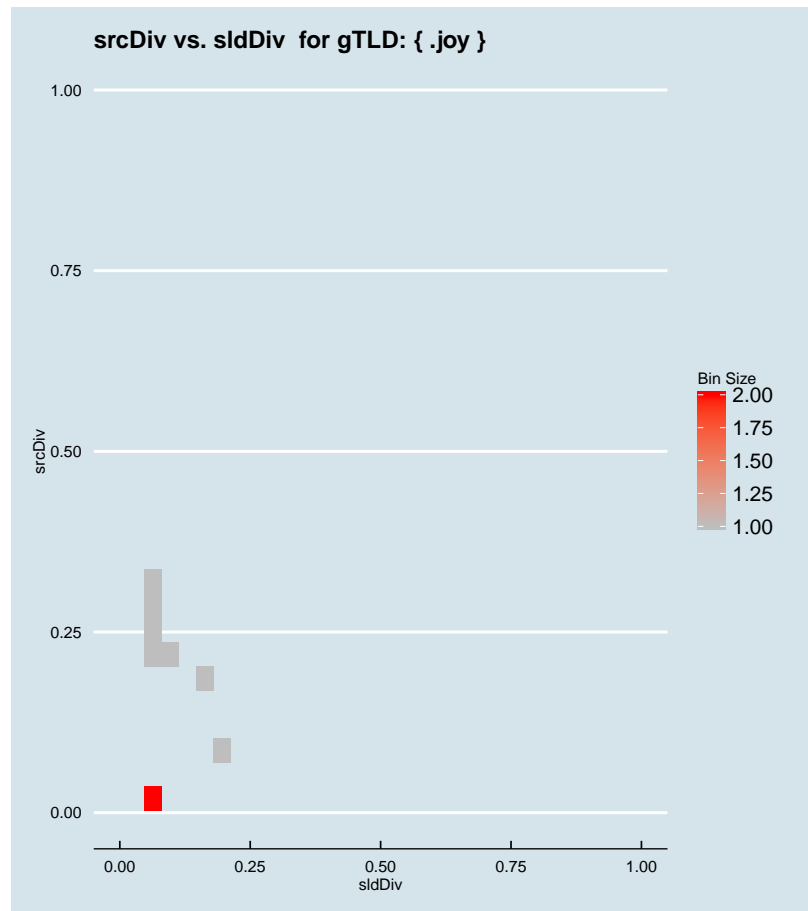


Figure 2.908: Binned scatter-plot of srcDiv and sldDiv for gTLD: { .joy }.

### :: 2.622 Representative SLDs for gTLD: { .jpmorgan }

In this section, we collect representative SLDs related to gTLD: 'jpmorgan'. We found 1 unique SLDs after filtering. A total of 4753 records were considered representative and they are 59.000% of the gTLD dump. Since the total number of records for this gTLD is 4753, there are 0 non-representative records (NRep). In addition, this set comprises 1.95E-6 of the entire data-set. Table 2.455 shows the corresponding SLDs ordered by the level of importance. Figure 2.909 shows the record count (PPM) for each representative SLD. Figure 2.910 shows the binned scatter-plot of srcDiv and sldDiv.

► { .jpmorgan }  
Total SLDs: 1  
a-sldDiv: 59.000%  
a-oR: 0.000%  
NRep: 0



Individual SLD descriptors for gTLD: {jpmorgan}										
SLD	count	sldDiv	$\phi$ -sldDiv	ipcount	srcDiv	$\phi$ -srcDiv	oR	a-srcDiv	a-oR	rem
INCATB	0.005	0.590	1.000	9.4E-5	0.020	0.001	1.95E-6	0.590	1.95E-6	0

Table 2.455: Top 1 most significant SLDs for gTLD 'jpmorgan'. The SLD list holds 59.000% of the entries found in the gTLD and 1.95E-6 of the total number of entries for the entire experiment. **count** represents the number of records found for the SLD (in parts per million). **sldDiv** is the raw count divided by the number of records of this gTLD dump file. **oR** is the ratio of raw count to the total number of records of the experiment.  $\phi$ -**sldDiv** represents the  $\phi$  percentile of sldDiv on the entire data-set. **a-srcDiv** is the cumulative srcDiv variable. **a-oR** is the cumulative oR.




Figure 2.909: Representative SLDs for gTLD: { .jpmorgan}. The x axis displays number of times (in parts per million) the corresponding SLD (y axis) was found in the gTLD.

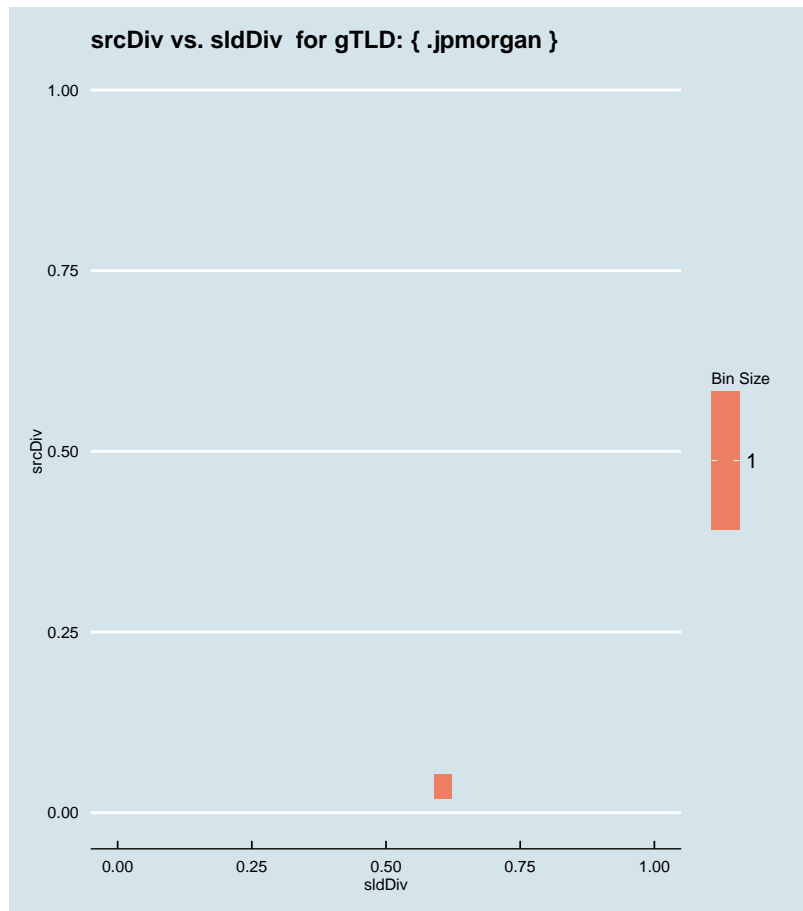


Figure 2.910: Binned scatter-plot of srcDiv and sldDiv for gTLD: {jpmorgan}.

### :: 2.623 Representative SLDs for gTLD: {jpmorganchase}

In this section, we collect representative SLDs related to gTLD: 'jpmorganchase'. We found 1 unique SLDs after filtering. A total of 4083 records were considered representative and they are 68.050% of the gTLD dump. Since the total number of records for this gTLD is 4083, there are 0 non-representative records (NRep). In addition, this set comprises 1.67E-6 of the entire data-set. Table 2.456 shows the corresponding SLDs ordered by the level of importance. Figure 2.911 shows the record count (PPM) for each representative SLD. Figure 2.912 shows the binned scatter-plot of srcDiv and sldDiv.

► {jpmorganchase}  
 Total SLDs: 1  
 a-sldDiv: 68.050%  
 a-oR: 0.000%  
 NRep: 0

Individual SLD descriptors for gTLD: {jpmorganchase}										
<b>SLD</b>	<b>count</b>	<b>sldDiv</b>	$\phi$ - <b>sldDiv</b>	<b>ipcount</b>	<b>srcDiv</b>	$\phi$ - <b>srcDiv</b>	<b>oR</b>	<b>a-srcDiv</b>	<b>a-oR</b>	<b>rem</b>
INCATB	0.004	0.681	1.000	4.4E-5	0.011	5.57E-4	1.67E-6	0.681	1.67E-6	0

Table 2.456: Top 1 most significant SLDs for gTLD 'jpmorganchase'. The SLD list holds 68.050% of the entries found in the gTLD and 1.67E-6 of the total number of entries for the entire experiment. **count** represents the number of records found for the SLD (in parts per million). **sldDiv** is the raw count divided by the number of records of this gTLD dump file. **oR** is the ratio of raw count to the total number of records of the experiment.  $\phi$ -**sldDiv** represents the  $\phi$  percentile of sldDiv on the entire data-set. **a-srcDiv** is the cumulative srcDiv variable. **a-oR** is the cumulative oR.




Figure 2.911: Representative SLDs for gTLD: { .jpmorganchase }. The  $x$  axis displays number of times (in parts per million) the corresponding SLD ( $y$  axis) was found in the gTLD.



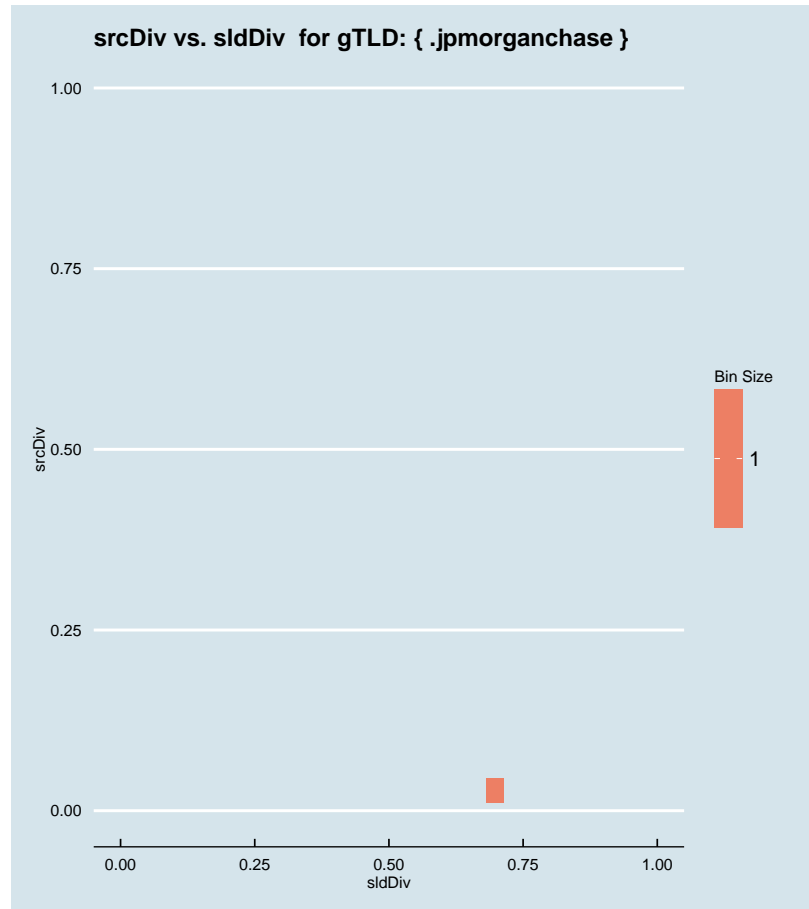


Figure 2.912: Binned scatter-plot of srcDiv and sldDiv for gTLD: { .jpmorganchase}.

### :: 2.624 Representative SLDs for gTLD: { .jprs }

In this section, we collect representative SLDs related to gTLD: 'jprs'. We found 1 unique SLDs after filtering. A total of 1246 records were considered representative and they are 35.590% of the gTLD dump. Since the total number of records for this gTLD is 1246, there are 0 non-representative records (NRep). In addition, this set comprises 5.11E-7 of the entire data-set. Table 2.457 shows the corresponding SLDs ordered by the level of importance. Figure 2.913 shows the record count (PPM) for each representative SLD. Figure 2.914 shows the binned scatter-plot of srcDiv and sldDiv.

► { .jprs }  
Total SLDs: 1  
a-sldDiv: 35.590%  
a-oR: 0.000%  
NRep: 0



Individual SLD descriptors for gTLD: {jprs}										
SLD	count	sldDiv	$\phi$ -sldDiv	ipcount	srcDiv	$\phi$ -srcDiv	oR	a-srcDiv	a-oR	rem
INVALID	0.001	0.356	1.000	8.4E-5	0.067	0.010	5.11E-7	0.356	5.11E-7	0

Table 2.457: Top 1 most significant SLDs for gTLD 'jprs'. The SLD list holds 35.590% of the entries found in the gTLD and 5.11E-7 of the total number of entries for the entire experiment. **count** represents the number of records found for the SLD (in parts per million). **sldDiv** is the raw count divided by the number of records of this gTLD dump file. **oR** is the ratio of raw count to the total number of records of the experiment.  **$\phi$ -sldDiv** represents the  $\phi$  percentile of sldDiv on the entire data-set. **a-srcDiv** is the cumulative srcDiv variable. **a-oR** is the cumulative oR.

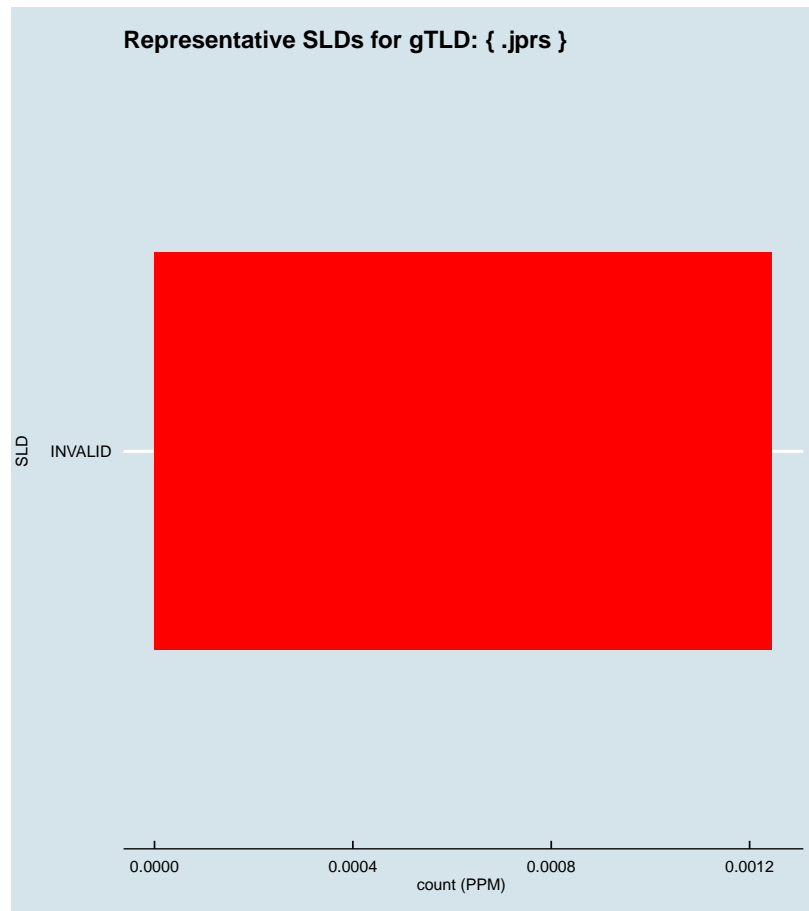


Figure 2.913: Representative SLDs for gTLD: {,jprs}. The  $x$  axis displays number of times (in parts per million) the corresponding SLD ( $y$  axis) was found in the gTLD.

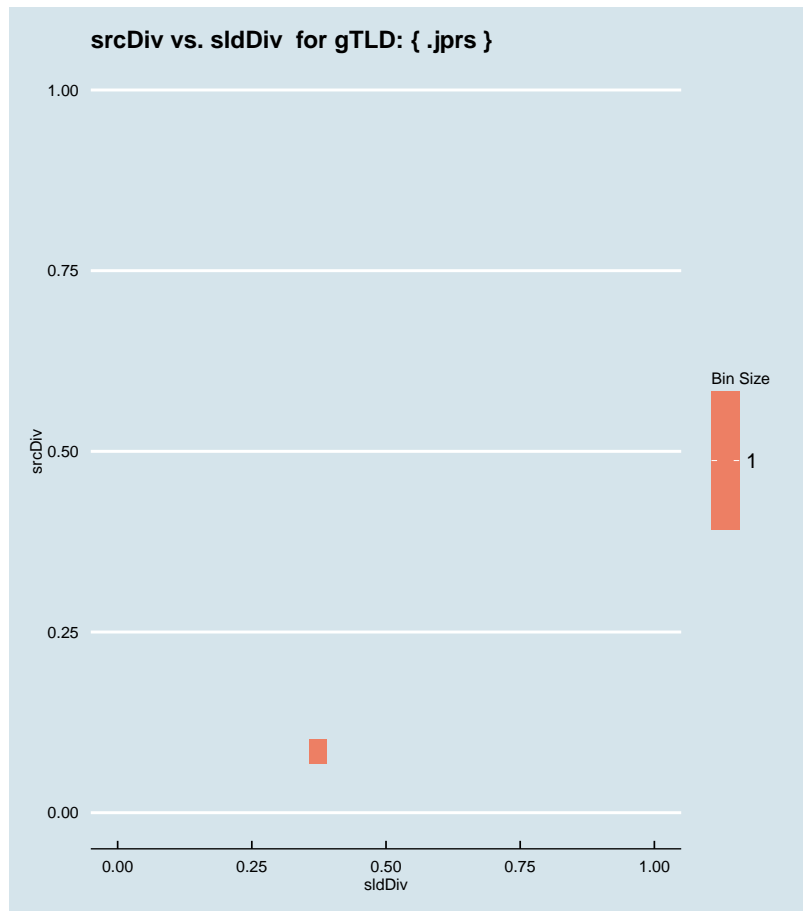


Figure 2.914: Binned scatter-plot of srcDiv and sldDiv for gTLD: { .jprs }.

### :: 2.625 Representative SLDs for gTLD: { .juegos }

In this section, we collect representative SLDs related to gTLD: 'juegos'. We found 2 unique SLDs after filtering. A total of 7508 records were considered representative and they are 65.825% of the gTLD dump. Since the total number of records for this gTLD is 7508, there are 0 non-representative records (NRep). In addition, this set comprises  $3.08E-6$  of the entire data-set. Table 2.458 shows the corresponding SLDs ordered by the level of importance. Figure 2.915 shows the record count (PPM) for each representative SLD. Figure 2.916 shows the binned scatter-plot of srcDiv and sldDiv.

► { .juegos }  
 Total SLDs: 2  
 a-sldDiv: 65.825%  
 a-oR: 0.000%  
 NRep: 0

Individual SLD descriptors for gTLD: {juegos}										
SLD	count	sldDiv	$\phi$ -sldDiv	ipcount	srcDiv	$\phi$ -srcDiv	oR	a-srcDiv	a-oR	rem
INCATE	0.006	0.532	1.000	0.002	0.273	0.070	2.49E-6	0.532	2.49E-6	1436
INCATB	0.001	0.126	1.000	2.84E-4	0.198	0.043	5.88E-7	0.658	3.08E-6	0

Table 2.458: Top 2 most significant SLDs for gTLD 'juegos'. The SLD list holds 65.825% of the entries found in the gTLD and 3.08E-6 of the total number of entries for the entire experiment. **count** represents the number of records found for the SLD (in parts per million). **sldDiv** is the raw count divided by the number of records of this gTLD dump file. **oR** is the ratio of raw count to the total number of records of the experiment.  $\phi$ -**sldDiv** represents the  $\phi$  percentile of sldDiv on the entire data-set. **a-srcDiv** is the cumulative srcDiv variable. **a-oR** is the cumulative oR.

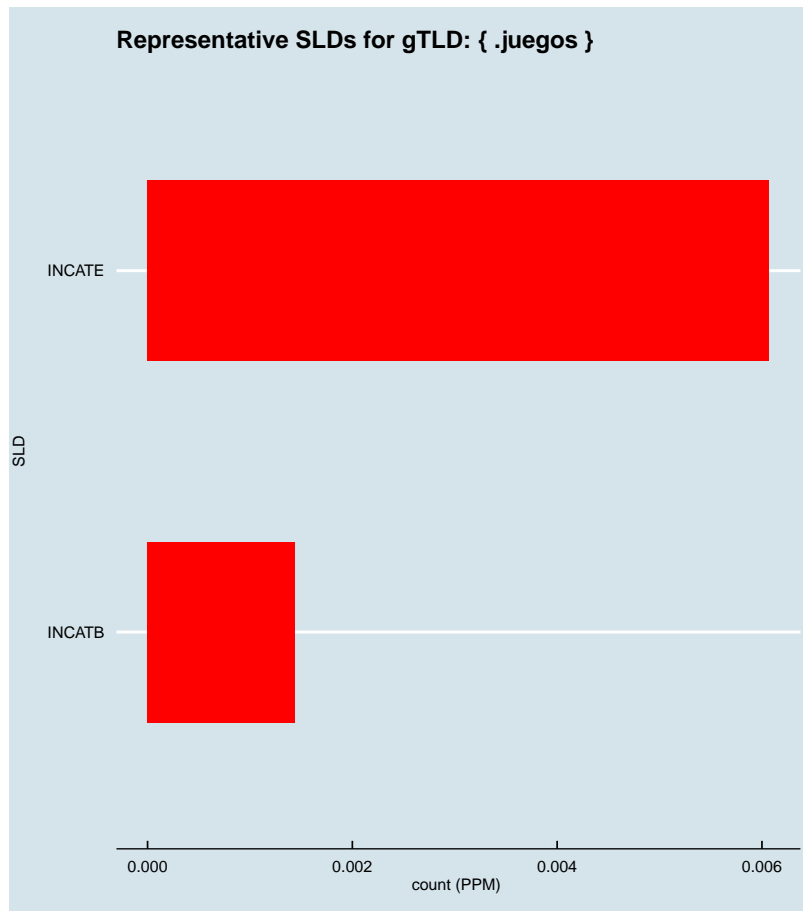


Figure 2.915: Representative SLDs for gTLD: {.juegos}. The *x* axis displays number of times (in parts per million) the corresponding SLD (*y* axis) was found in the gTLD.

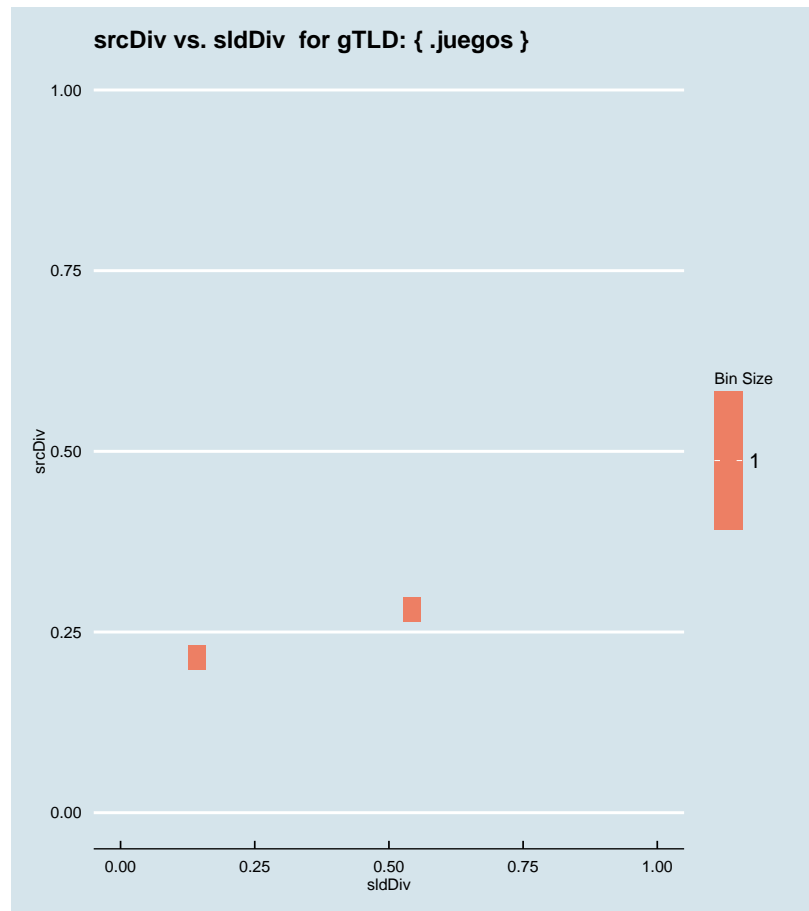


Figure 2.916: Binned scatter-plot of srcDiv and sldDiv for gTLD: {.juegos}.

### :: 2.626 Representative SLDs for gTLD: {.juniper}

In this section, we collect representative SLDs related to gTLD: 'juniper'. We found 6 unique SLDs after filtering. A total of 37613 records were considered representative and they are 81.789% of the gTLD dump. Since the total number of records for this gTLD is 37613, there are 0 non-representative records (NRep). In addition, this set comprises  $1.54E-5$  of the entire data-set. Table 2.459 shows the corresponding SLDs ordered by the level of importance. Figure 2.917 shows the record count (PPM) for each representative SLD. Figure 2.918 shows the binned scatter-plot of srcDiv and sldDiv.

► {.juniper}  
Total SLDs: 6  
a-sldDiv: 81.789%  
a-oR: 0.002%  
NRep: 0

Individual SLD descriptors for gTLD: {juniper}										
SLD	count	sldDiv	$\phi$ -sldDiv	ipcount	srcDiv	$\phi$ -srcDiv	oR	a-srcDiv	a-oR	rem
INCATC	0.025	0.545	1.000	2.42E-4	0.010	4.72E-4	1.03E-5	0.545	1.03E-5	12539
RANDOM10	0.004	0.076	1.000	3.36E-4	0.096	0.016	1.44E-6	0.622	1.17E-5	9026
RANDOM13	0.003	0.065	1.000	3.45E-4	0.115	0.021	1.23E-6	0.687	1.29E-5	6029
INVALID	0.002	0.050	1.000	1.71E-4	0.074	0.011	9.45E-7	0.737	1.39E-5	3722
INCATF	0.002	0.047	1.000	2.31E-4	0.106	0.019	8.89E-7	0.784	1.48E-5	1552
INCATB	0.002	0.034	1.000	1.78E-4	0.115	0.021	6.36E-7	0.818	1.54E-5	0

Table 2.459: Top 6 most significant SLDs for gTLD 'juniper'. The SLD list holds 81.789% of the entries found in the gTLD and 1.54E-5 of the total number of entries for the entire experiment. **count** represents the number of records found for the SLD (in parts per million). **sldDiv** is the raw count divided by the number of records of this gTLD dump file. **oR** is the ratio of raw count to the total number of records of the experiment.  $\phi$ -**sldDiv** represents the  $\phi$  percentile of sldDiv on the entire data-set. **a-srcDiv** is the cumulative srcDiv variable. **a-oR** is the cumulative oR.



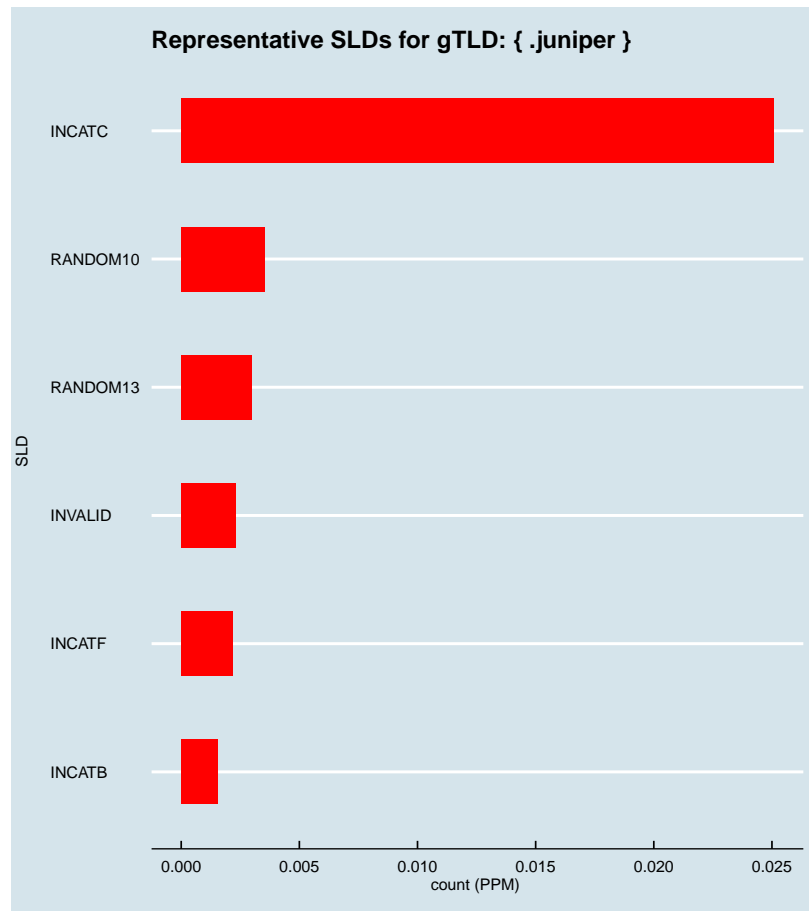


Figure 2.917: Representative SLDs for gTLD: { .juniper }. The  $x$  axis displays number of times (in parts per million) the corresponding SLD ( $y$  axis) was found in the gTLD.

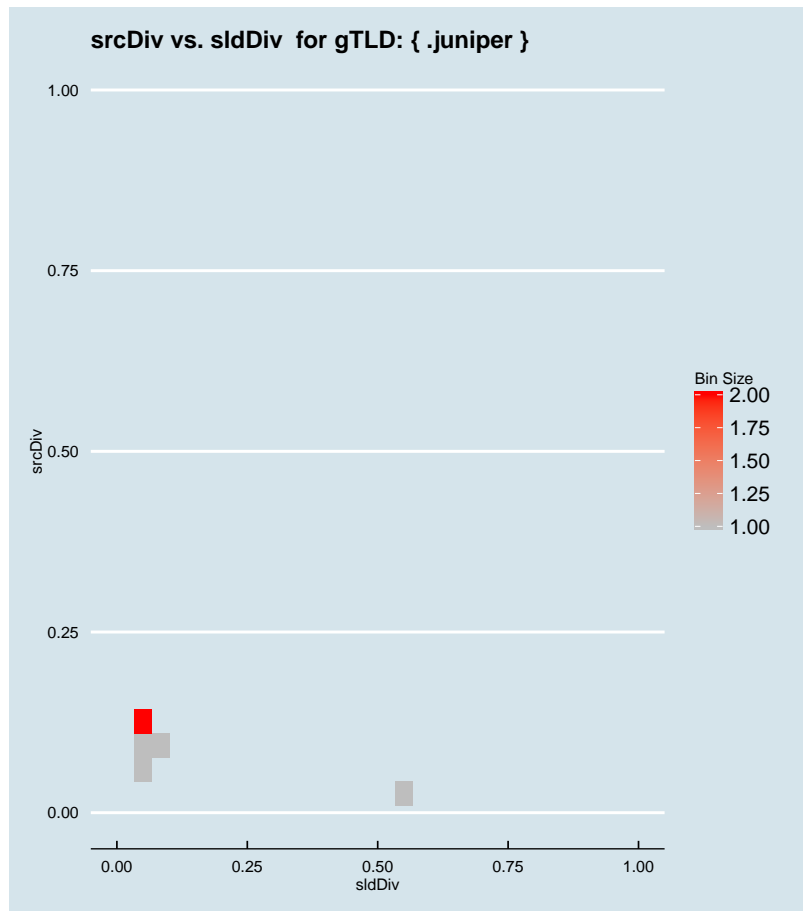


Figure 2.918: Binned scatter-plot of srcDiv and sldDiv for gTLD: { .juniper }.

∴ 2.627 Representative SLDs for gTLD: { .justforu }

In this section, we collect representative SLDs related to gTLD: 'justforu'. We found 0 unique SLDs after filtering. A total of 0 records were considered representative and they are 0.000% of the gTLD dump. Since the total number of records for this gTLD is 0, there are 0 non-representative records (NRep). In addition, this set comprises 0E0 of the entire data-set.

► { .justforu }  
 Total SLDs: 0  
 a-sldDiv: 0.000%  
 a-oR: 0.000%  
 NRep: 0

∴ 2.628 Representative SLDs for gTLD: { .kaufen }

In this section, we collect representative SLDs related to gTLD: 'kaufen'. We found 0

► { .kaufen }  
 Total SLDs: 0  
 a-sldDiv: 0.000%  
 a-oR: 0.000%  
 NRep: 0

unique SLDs after filtering. A total of 0 records were considered representative and they are 0.000% of the gTLD dump. Since the total number of records for this gTLD is 0, there are 0 non-representative records (NRep). In addition, this set comprises 0E0 of the entire data-set.

### ∴ 2.629 Representative SLDs for gTLD: {.kddi}

In this section, we collect representative SLDs related to gTLD: 'kddi'. We found 1 unique SLDs after filtering. A total of 3074 records were considered representative and they are 28.202% of the gTLD dump. Since the total number of records for this gTLD is 3074, there are 0 non-representative records (NRep). In addition, this set comprises 1.26E−6 of the entire data-set. Table 2.460 shows the corresponding SLDs ordered by the level of importance. Figure 2.919 shows the record count (PPM) for each representative SLD. Figure 2.920 shows the binned scatter-plot of srcDiv and sldDiv.

▶ {.kddi}  
Total SLDs: 1  
a-sldDiv: 28.202%  
a-oR: 0.000%  
NRep: 0

Individual SLD descriptors for gTLD: {.kddi}										
SLD	count	sldDiv	$\phi$ -sldDiv	ipcount	srcDiv	$\phi$ -srcDiv	oR	a-srcDiv	a-oR	rem
INCATB	0.003	0.282	1.000	2.22E−4	0.072	0.011	1.26E−6	0.282	1.26E−6	0

Table 2.460: Top 1 most significant SLDs for gTLD 'kddi'. The SLD list holds 28.202% of the entries found in the gTLD and 1.26E−6 of the total number of entries for the entire experiment. **count** represents the number of records found for the SLD (in parts per million). **sldDiv** is the raw count divided by the number of records of this gTLD dump file. **oR** is the ratio of raw count to the total number of records of the experiment.  **$\phi$ -sldDiv** represents the  $\phi$  percentile of sldDiv on the entire data-set. **a-srcDiv** is the cumulative srcDiv variable. **a-oR** is the cumulative oR.




Figure 2.919: Representative SLDs for gTLD: { .kddi}. The *x* axis displays number of times (in parts per million) the corresponding SLD (*y* axis) was found in the gTLD.

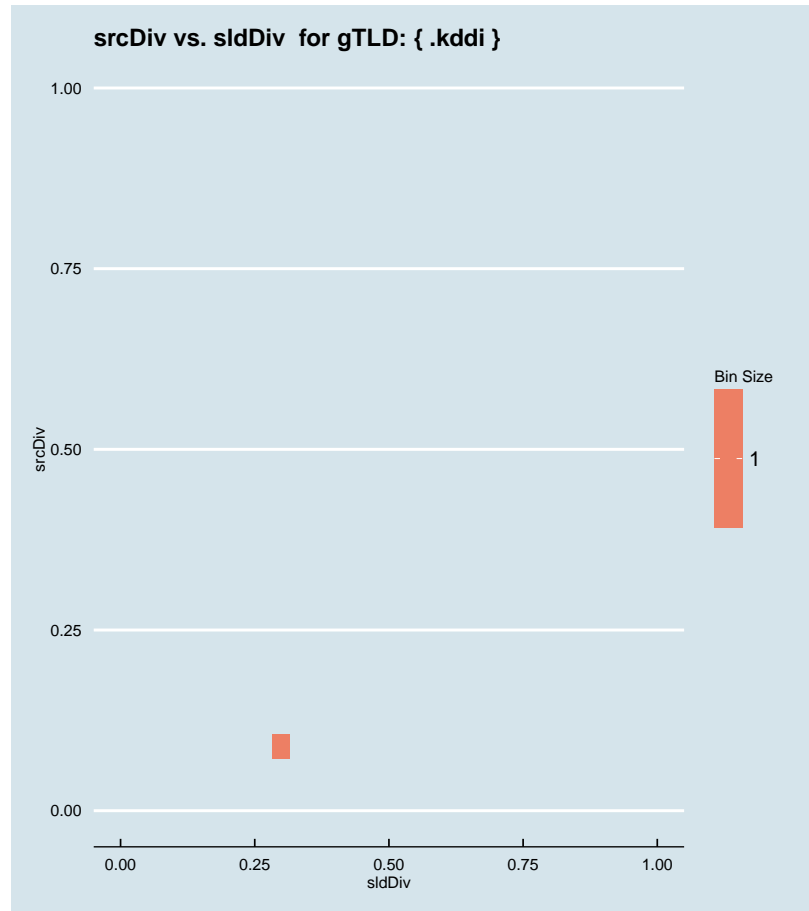


Figure 2.920: Binned scatter-plot of srcDiv and sldDiv for gTLD: {.kddi}.

### :: 2.630 Representative SLDs for gTLD: {.kerastase}

In this section, we collect representative SLDs related to gTLD: 'kerastase'. We found 0 unique SLDs after filtering. A total of 0 records were considered representative and they are 0.000% of the gTLD dump. Since the total number of records for this gTLD is 0, there are 0 non-representative records (NRep). In addition, this set comprises 0E0 of the entire data-set.

► {.kerastase}  
Total SLDs: 0  
a-sldDiv: 0.000%  
a-oR: 0.000%  
NRep: 0

### :: 2.631 Representative SLDs for gTLD: {.kerrylogistics}

In this section, we collect representative SLDs related to gTLD: 'kerrylogistics'. We

► {.kerrylogistics}  
Total SLDs: 0  
a-sldDiv: 0.000%  
a-oR: 0.000%  
NRep: 0



found 0 unique SLDs after filtering. A total of 0 records were considered representative and they are 0.000% of the gTLD dump. Since the total number of records for this gTLD is 0, there are 0 non-representative records (NRep). In addition, this set comprises 0E0 of the entire data-set.

### :: 2.632 Representative SLDs for gTLD: {.ketchup}

In this section, we collect representative SLDs related to gTLD: 'ketchup'. We found 1 unique SLDs after filtering. A total of 1555 records were considered representative and they are 45.965% of the gTLD dump. Since the total number of records for this gTLD is 1555, there are 0 non-representative records (NRep). In addition, this set comprises 6.37E-7 of the entire data-set. Table 2.461 shows the corresponding SLDs ordered by the level of importance. Figure 2.921 shows the record count (PPM) for each representative SLD. Figure 2.922 shows the binned scatter-plot of srcDiv and sldDiv.

► {.ketchup}  
 Total SLDs: 1  
 a-sldDiv: 45.965%  
 a-oR: 0.000%  
 NRep: 0

Individual SLD descriptors for gTLD: {.ketchup}										
SLD	count	sldDiv	$\phi$ -sldDiv	ipcount	srcDiv	$\phi$ -srcDiv	oR	a-srcDiv	a-oR	rem
INCATB	0.002	0.460	1.000	1.12E-4	0.072	0.011	6.37E-7	0.460	6.37E-7	0

Table 2.461: Top 1 most significant SLDs for gTLD 'ketchup'. The SLD list holds 45.965% of the entries found in the gTLD and 6.37E-7 of the total number of entries for the entire experiment. **count** represents the number of records found for the SLD (in parts per million). **sldDiv** is the raw count divided by the number of records of this gTLD dump file. **oR** is the ratio of raw count to the total number of records of the experiment.  **$\phi$ -sldDiv** represents the  $\phi$  percentile of sldDiv on the entire data-set. **a-srcDiv** is the cumulative srcDiv variable. **a-oR** is the cumulative oR.




Figure 2.921: Representative SLDs for gTLD: { .ketchup }. The  $x$  axis displays number of times (in parts per million) the corresponding SLD ( $y$  axis) was found in the gTLD.

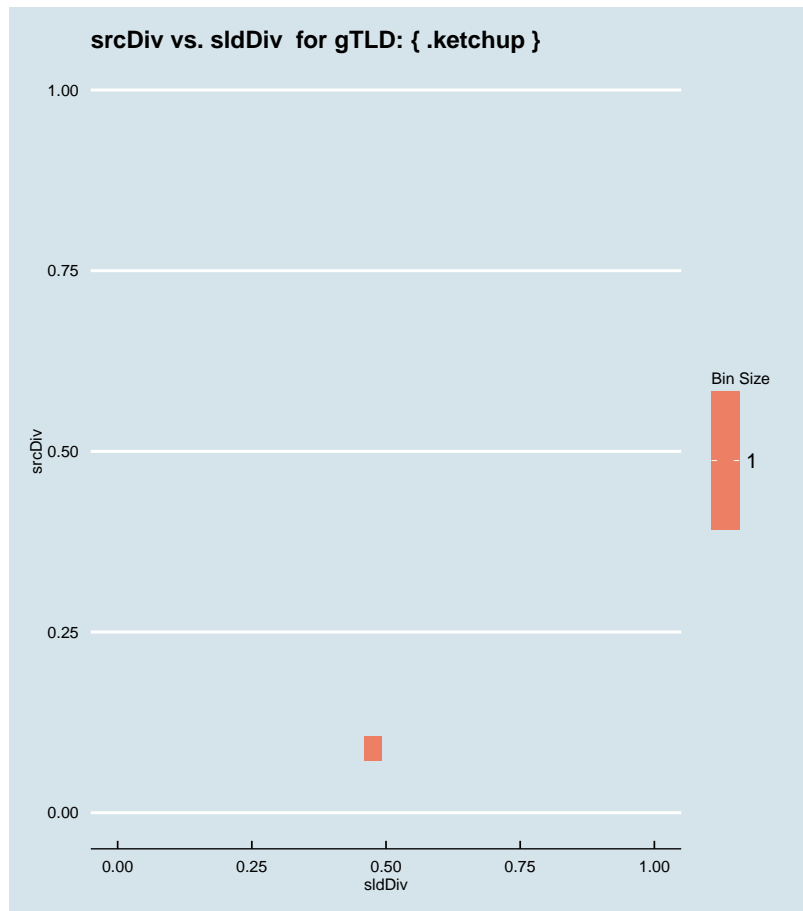


Figure 2.922: Binned scatter-plot of srcDiv and sldDiv for gTLD: {.ketchup}.

### :: 2.633 Representative SLDs for gTLD: {.kfh}

In this section, we collect representative SLDs related to gTLD: 'kfh'. We found 1 unique SLDs after filtering. A total of 3541 records were considered representative and they are 56.349% of the gTLD dump. Since the total number of records for this gTLD is 3541, there are 0 non-representative records (NRep). In addition, this set comprises 1.45E-6 of the entire data-set. Table 2.462 shows the corresponding SLDs ordered by the level of importance. Figure 2.923 shows the record count (PPM) for each representative SLD. Figure 2.924 shows the binned scatter-plot of srcDiv and sldDiv.

► {.kfh}  
 Total SLDs: 1  
 a-sldDiv: 56.349%  
 a-oR: 0.000%  
 NRep: 0



Individual SLD descriptors for gTLD: {kfh}										
SLD	count	sldDiv	$\phi$ -sldDiv	ipcount	srcDiv	$\phi$ -srcDiv	oR	a-srcDiv	a-oR	rem
INCATB	0.004	0.563	1.000	4.7E-5	0.013	7.76E-4	1.45E-6	0.563	1.45E-6	0

Table 2.462: Top 1 most significant SLDs for gTLD 'kfh'. The SLD list holds 56.349% of the entries found in the gTLD and 1.45E-6 of the total number of entries for the entire experiment. **count** represents the number of records found for the SLD (in parts per million). **sldDiv** is the raw count divided by the number of records of this gTLD dump file. **oR** is the ratio of raw count to the total number of records of the experiment.  **$\phi$ -sldDiv** represents the  $\phi$  percentile of sldDiv on the entire data-set. **a-srcDiv** is the cumulative srcDiv variable. **a-oR** is the cumulative oR.




Figure 2.923: Representative SLDs for gTLD: { .kfh }. The  $x$  axis displays number of times (in parts per million) the corresponding SLD ( $y$  axis) was found in the gTLD.

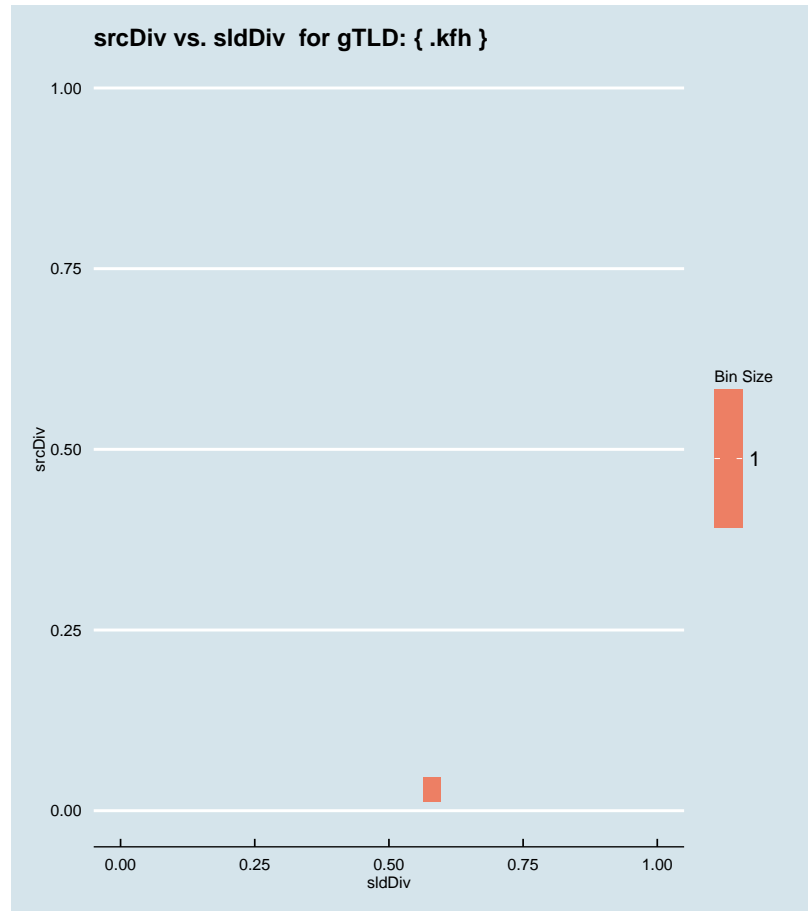


Figure 2.924: Binned scatter-plot of srcDiv and sldDiv for gTLD: { .kfh}.

### :: 2.634 Representative SLDs for gTLD: { .kia }

In this section, we collect representative SLDs related to gTLD: 'kia'. We found 10 unique SLDs after filtering. A total of 36556 records were considered representative and they are 38.891% of the gTLD dump. Since the total number of records for this gTLD is 36556, there are 0 non-representative records (NRep). In addition, this set comprises 1.5E−5 of the entire data-set. Table 2.463 shows the corresponding SLDs ordered by the level of importance. Figure 2.925 shows the record count (PPM) for each representative SLD. Figure 2.926 shows the binned scatter-plot of srcDiv and sldDiv.

► { .kia }  
Total SLDs: 10  
a-sldDiv: 38.891%  
a-oR: 0.001%  
NRep: 0

Individual SLD descriptors for gTLD: {.kia}										
SLD	count	sldDiv	$\phi$ -sldDiv	ipcount	srcDiv	$\phi$ -srcDiv	oR	a-srcDiv	a-oR	rem
SHORTSLD	0.011	0.114	1.000	5.89E-4	0.055	0.007	4.39E-6	0.114	4.39E-6	25839
INCATF	0.008	0.084	1.000	3.7E-4	0.047	0.005	3.23E-6	0.198	7.62E-6	17954
INVALID	0.004	0.047	1.000	1.62E-4	0.036	0.004	1.83E-6	0.245	9.45E-6	13498
prac	0.003	0.028	0.999	3E-5	0.012	6.24E-4	1.07E-6	0.273	1.05E-5	10899
RANDOM13	0.002	0.025	0.999	4.51E-4	0.189	0.042	9.76E-7	0.298	1.15E-5	8517
berwyn	0.002	0.023	0.999	4.41E-4	0.203	0.048	8.9E-7	0.321	1.24E-5	6345
INCATD	0.002	0.022	0.999	1.13E-4	0.054	0.007	8.62E-7	0.344	1.32E-5	4241
domaekia	0.002	0.018	0.999	5.4E-5	0.032	0.003	6.88E-7	0.362	1.39E-5	2561
INCATE	0.001	0.015	0.999	0.001	0.825	0.278	5.59E-7	0.376	1.45E-5	1196
wpad	0.001	0.013	0.999	1.88E-4	0.157	0.032	4.9E-7	0.389	1.5E-5	0

Table 2.463: Top 10 most significant SLDs for gTLD 'kia'. The SLD list holds 38.891% of the entries found in the gTLD and 1.5E-5 of the total number of entries for the entire experiment. **count** represents the number of records found for the SLD (in parts per million). **sldDiv** is the raw count divided by the number of records of this gTLD dump file. **oR** is the ratio of raw count to the total number of records of the experiment.  **$\phi$ -sldDiv** represents the  $\phi$  percentile of sldDiv on the entire data-set. **a-srcDiv** is the cumulative srcDiv variable. **a-oR** is the cumulative oR.

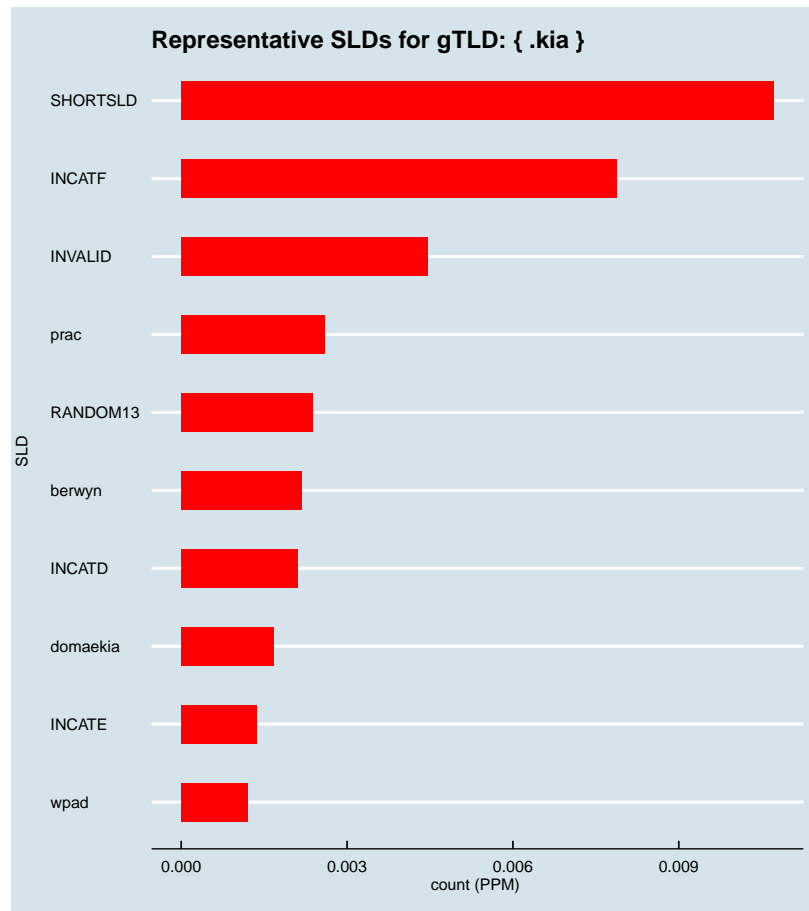


Figure 2.925: Representative SLDs for gTLD: {.kia}. The x axis displays number of times (in parts per million) the corresponding SLD (y axis) was found in the gTLD.

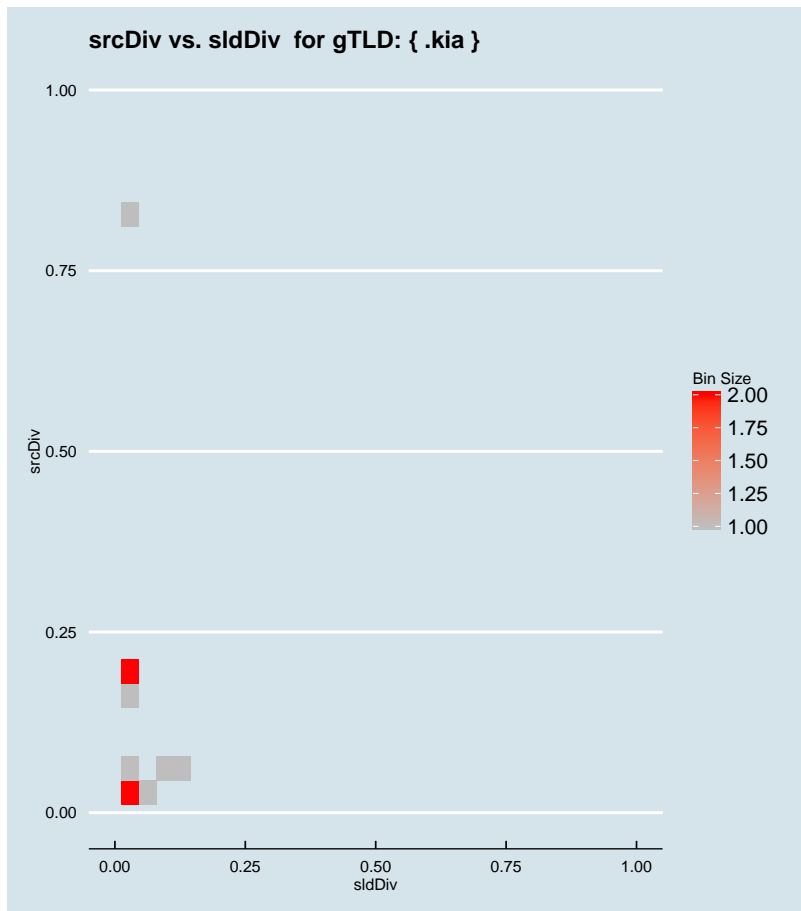


Figure 2.926: Binned scatter-plot of srcDiv and sldDiv for gTLD: {.kia}.

### :: 2.635 Representative SLDs for gTLD: {.kid}

In this section, we collect representative SLDs related to gTLD: 'kid'. We found 5 unique SLDs after filtering. A total of 11391 records were considered representative and they are 51.529% of the gTLD dump. Since the total number of records for this gTLD is 11391, there are 0 non-representative records (NRep). In addition, this set comprises 4.67E-6 of the entire data-set. Table 2.464 shows the corresponding SLDs ordered by the level of importance. Figure 2.927 shows the record count (PPM) for each representative SLD. Figure 2.928 shows the binned scatter-plot of srcDiv and sldDiv.

► {.kid}  
 Total SLDs: 5  
 a-sldDiv: 51.529%  
 a-oR: 0.000%  
 NRep: 0

Individual SLD descriptors for gTLD: {kid}										
SLD	count	sldDiv	$\phi$ -sldDiv	ipcount	srcDiv	$\phi$ -srcDiv	oR	a-srcDiv	a-oR	rem
INCATB	0.005	0.221	1.000	5.55E-4	0.114	0.021	2E-6	0.221	2E-6	6511
RANDOM13	0.002	0.081	1.000	3.66E-4	0.205	0.048	7.33E-7	0.302	2.73E-6	4723
INCATE	0.002	0.079	1.000	0.001	0.699	0.235	7.2E-7	0.381	3.45E-6	2966
INVALID	0.002	0.078	1.000	2.76E-4	0.161	0.033	7.03E-7	0.459	4.16E-6	1251
INCATC	0.001	0.057	1.000	6.18E-4	0.494	0.130	5.13E-7	0.515	4.67E-6	0

Table 2.464: Top 5 most significant SLDs for gTLD 'kid'. The SLD list holds 51.529% of the entries found in the gTLD and 4.67E-6 of the total number of entries for the entire experiment. **count** represents the number of records found for the SLD (in parts per million). **sldDiv** is the raw count divided by the number of records of this gTLD dump file. **oR** is the ratio of raw count to the total number of records of the experiment.  **$\phi$ -sldDiv** represents the  $\phi$  percentile of sldDiv on the entire data-set. **a-srcDiv** is the cumulative srcDiv variable. **a-oR** is the cumulative oR.

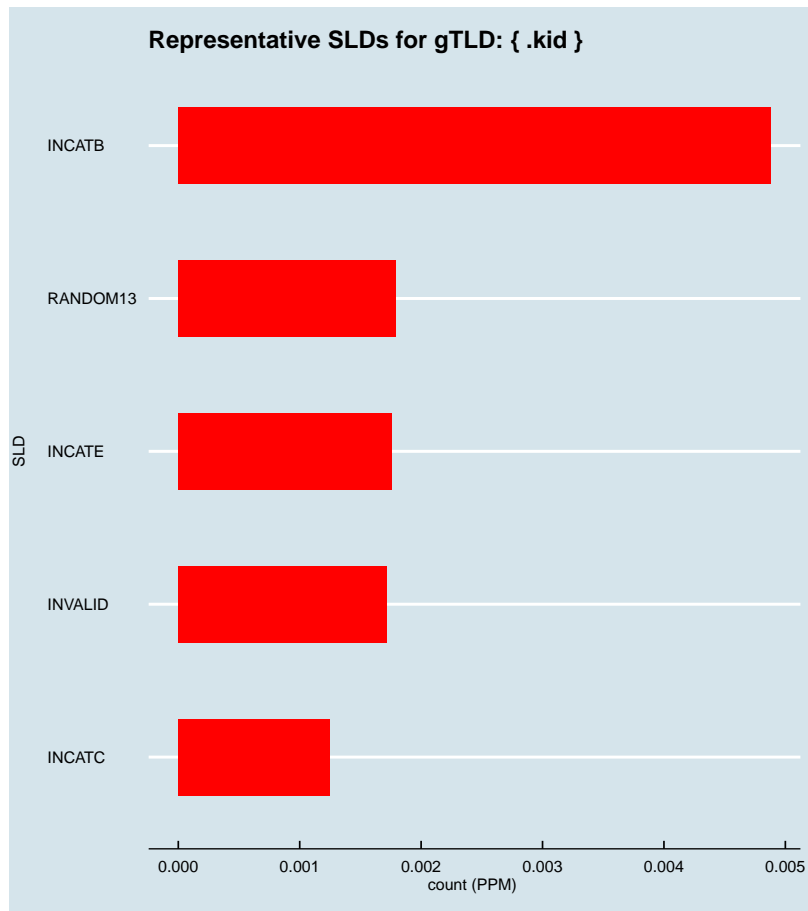


Figure 2.927: Representative SLDs for gTLD: { .kid}. The x axis displays number of times (in parts per million) the corresponding SLD (y axis) was found in the gTLD.



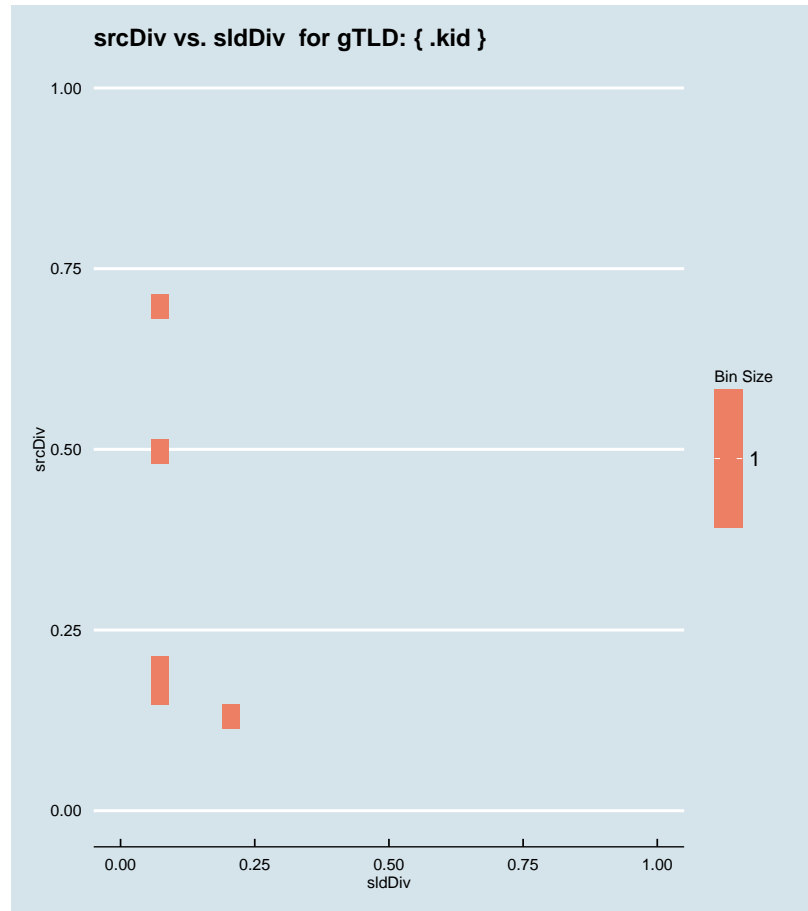


Figure 2.928: Binned scatter-plot of srcDiv and sldDiv for gTLD: { .kid }.

### :: 2.636 Representative SLDs for gTLD: { .kids }

In this section, we collect representative SLDs related to gTLD: 'kids'. We found 14 unique SLDs after filtering. A total of 189619 records were considered representative and they are 90.958% of the gTLD dump. Since the total number of records for this gTLD is 189619, there are 0 non-representative records (NRep). In addition, this set comprises  $7.77E-5$  of the entire data-set. Table 2.465 shows the corresponding SLDs ordered by the level of importance. Figure 2.929 shows the record count (PPM) for each representative SLD. Figure 2.930 shows the binned scatter-plot of srcDiv and sldDiv.

► { .kids }  
Total SLDs: 14  
a-sldDiv: 90.958%  
a-oR: 0.008%  
NRep: 0

Individual SLD descriptors for gTLD: {.kids}										
SLD	count	sldDiv	$\phi$ -sldDiv	ipcount	srcDiv	$\phi$ -srcDiv	oR	a-srcDiv	a-oR	rem
ami	0.059	0.281	1.000	0.005	0.077	0.012	2.4E-5	0.281	2.4E-5	130998
sea	0.051	0.246	1.000	0.002	0.040	0.004	2.1E-5	0.527	4.5E-5	79814
INCATF	0.031	0.150	1.000	0.003	0.110	0.019	1.28E-5	0.676	5.78E-5	48625
INVALID	0.011	0.051	1.000	0.001	0.101	0.017	4.39E-6	0.728	6.22E-5	37901
INCATB	0.006	0.030	1.000	0.001	0.225	0.053	2.54E-6	0.757	6.47E-5	31713
RANDOM13	0.006	0.027	0.999	0.001	0.190	0.042	2.34E-6	0.785	6.71E-5	26003
RANDOM10	0.006	0.027	0.999	6.92E-4	0.121	0.022	2.34E-6	0.812	6.94E-5	20294
nch	0.004	0.020	0.999	1.88E-4	0.045	0.005	1.73E-6	0.832	7.11E-5	16070
INCATC	0.004	0.019	0.999	0.001	0.295	0.075	1.61E-6	0.851	7.27E-5	12140
INCATE	0.003	0.015	0.999	0.002	0.633	0.205	1.31E-6	0.867	7.4E-5	8937
wpad	0.003	0.015	0.999	7.9E-4	0.257	0.066	1.26E-6	0.881	7.53E-5	5869
pbs	0.002	0.010	0.999	0.001	0.648	0.207	8.74E-7	0.892	7.62E-5	3737
INCATD	0.002	0.010	0.999	9.87E-4	0.496	0.130	8.15E-7	0.901	7.7E-5	1748
isatap	0.002	0.008	0.999	4.94E-4	0.283	0.071	7.16E-7	0.910	7.77E-5	0

Table 2.465: Top 14 most significant SLDs for gTLD 'kids'. The SLD list holds 90.958% of the entries found in the gTLD and 7.77E-5 of the total number of entries for the entire experiment. **count** represents the number of records found for the SLD (in parts per million). **sldDiv** is the raw count divided by the number of records of this gTLD dump file. **oR** is the ratio of raw count to the total number of records of the experiment.  **$\phi$ -sldDiv** represents the  $\phi$  percentile of sldDiv on the entire data-set. **a-srcDiv** is the cumulative srcDiv variable. **a-oR** is the cumulative oR.

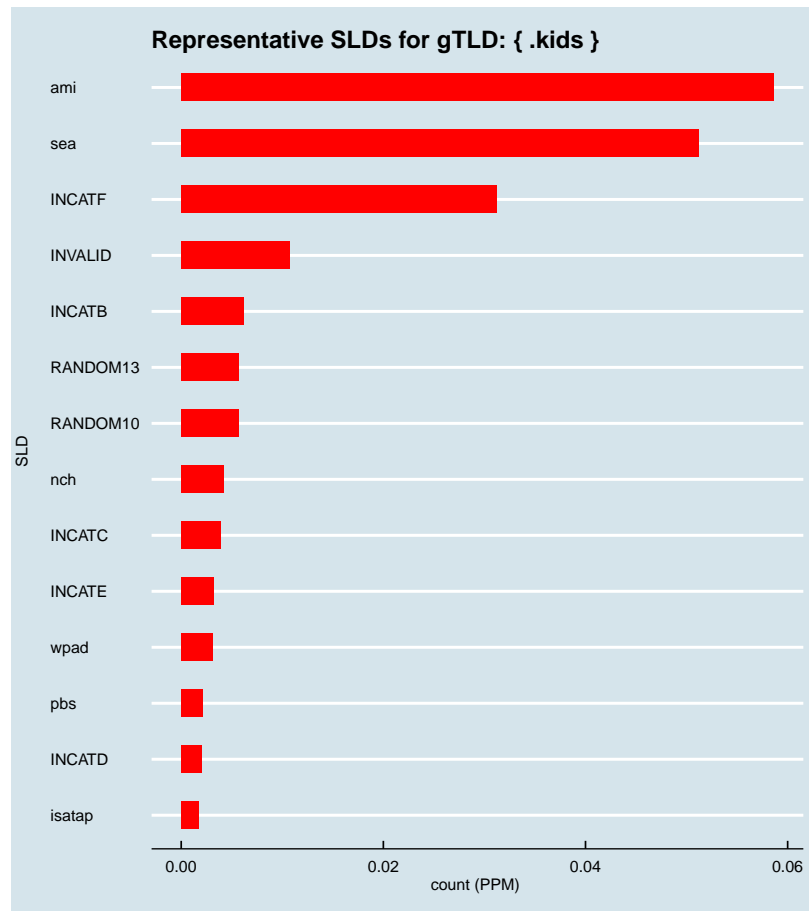


Figure 2.929: Representative SLDs for gTLD: { .kids }. The  $x$  axis displays number of times (in parts per million) the corresponding SLD ( $y$  axis) was found in the gTLD.

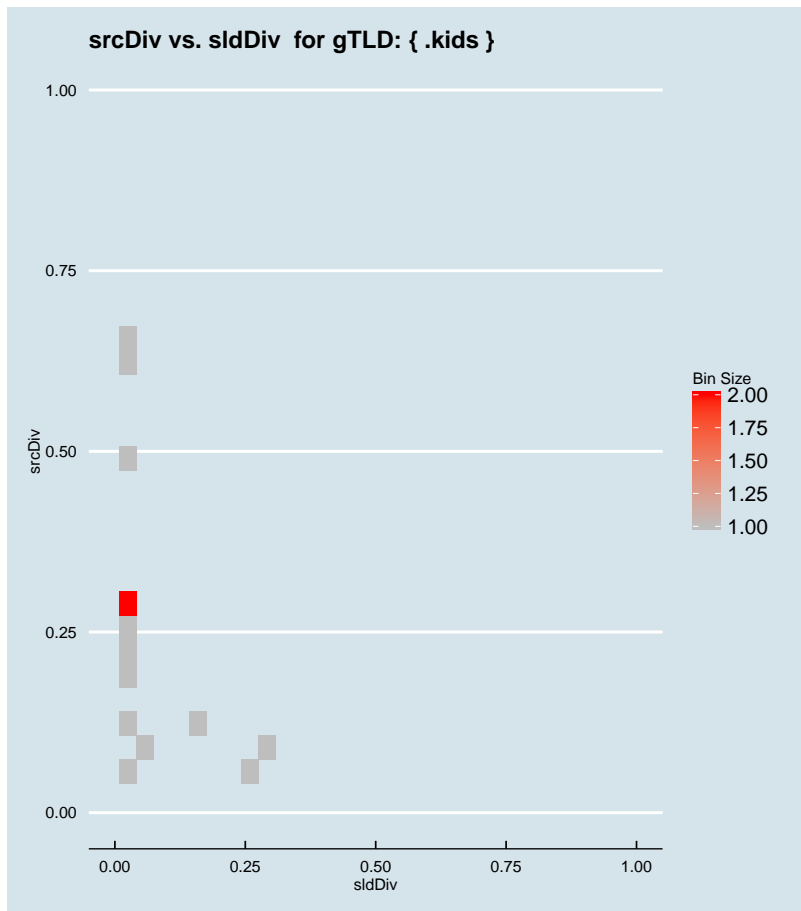


Figure 2.930: Binned scatter-plot of srcDiv and sldDiv for gTLD: { .kids }.

∴ 2.637 Representative SLDs for gTLD: { .kiehls }

In this section, we collect representative SLDs related to gTLD: 'kiehls'. We found 0 unique SLDs after filtering. A total of 0 records were considered representative and they are 0.000% of the gTLD dump. Since the total number of records for this gTLD is 0, there are 0 non-representative records (NRep). In addition, this set comprises 0E0 of the entire data-set.

► { .kiehls }  
 Total SLDs: 0  
 a-sldDiv: 0.000%  
 a-oR: 0.000%  
 NRep: 0

∴ 2.638 Representative SLDs for gTLD: { .kim }

In this section, we collect representative SLDs related to gTLD: 'kim'. We found 10

► { .kim }  
 Total SLDs: 10  
 a-sldDiv: 75.235%  
 a-oR: 0.003%  
 NRep: 0

unique SLDs after filtering. A total of 81286 records were considered representative and they are 75.235% of the gTLD dump. Since the total number of records for this gTLD is 81286, there are 0 non-representative records (NRep). In addition, this set comprises  $3.33\text{E}-5$  of the entire data-set. Table 2.466 shows the corresponding SLDs ordered by the level of importance. Figure 2.931 shows the record count (PPM) for each representative SLD. Figure 2.932 shows the binned scatter-plot of srcDiv and sldDiv.

Individual SLD descriptors for gTLD: {kim}										
SLD	count	sldDiv	$\phi$ -sldDiv	ipcount	srcDiv	$\phi$ -srcDiv	oR	a-srcDiv	a-oR	rem
INVALID	0.033	0.305	1.000	0.001	0.044	0.005	$1.35\text{E}-5$	0.305	$1.35\text{E}-5$	48353
INCATB	0.008	0.078	1.000	0.002	0.221	0.051	$3.45\text{E}-6$	0.383	$1.69\text{E}-5$	39934
RANDOM10	0.008	0.077	1.000	0.001	0.146	0.030	$3.39\text{E}-6$	0.459	$2.03\text{E}-5$	31656
wpad	0.007	0.063	1.000	0.002	0.285	0.071	$2.78\text{E}-6$	0.522	$2.31\text{E}-5$	24864
INCATE	0.006	0.053	1.000	0.003	0.552	0.184	$2.36\text{E}-6$	0.576	$2.55\text{E}-5$	19095
INCATC	0.005	0.048	1.000	0.002	0.306	0.078	$2.11\text{E}-6$	0.623	$2.76\text{E}-5$	13946
isatap	0.005	0.047	1.000	0.002	0.301	0.077	$2.08\text{E}-6$	0.670	$2.97\text{E}-5$	8868
RANDOM13	0.004	0.039	1.000	$6.85\text{E}-4$	0.163	0.033	$1.73\text{E}-6$	0.709	$3.14\text{E}-5$	4654
SHORTSLD	0.003	0.025	0.999	0.001	0.388	0.106	$1.09\text{E}-6$	0.734	$3.25\text{E}-5$	2000
INCATF	0.002	0.019	0.999	$1.98\text{E}-4$	0.099	0.016	$8.2\text{E}-7$	0.752	$3.33\text{E}-5$	0

Table 2.466: Top 10 most significant SLDs for gTLD 'kim'. The SLD list holds 75.235% of the entries found in the gTLD and  $3.33\text{E}-5$  of the total number of entries for the entire experiment. **count** represents the number of records found for the SLD (in parts per million). **sldDiv** is the raw count divided by the number of records of this gTLD dump file. **oR** is the ratio of raw count to the total number of records of the experiment.  **$\phi$ -sldDiv** represents the  $\phi$  percentile of sldDiv on the entire data-set. **a-srcDiv** is the cumulative srcDiv variable. **a-oR** is the cumulative oR.

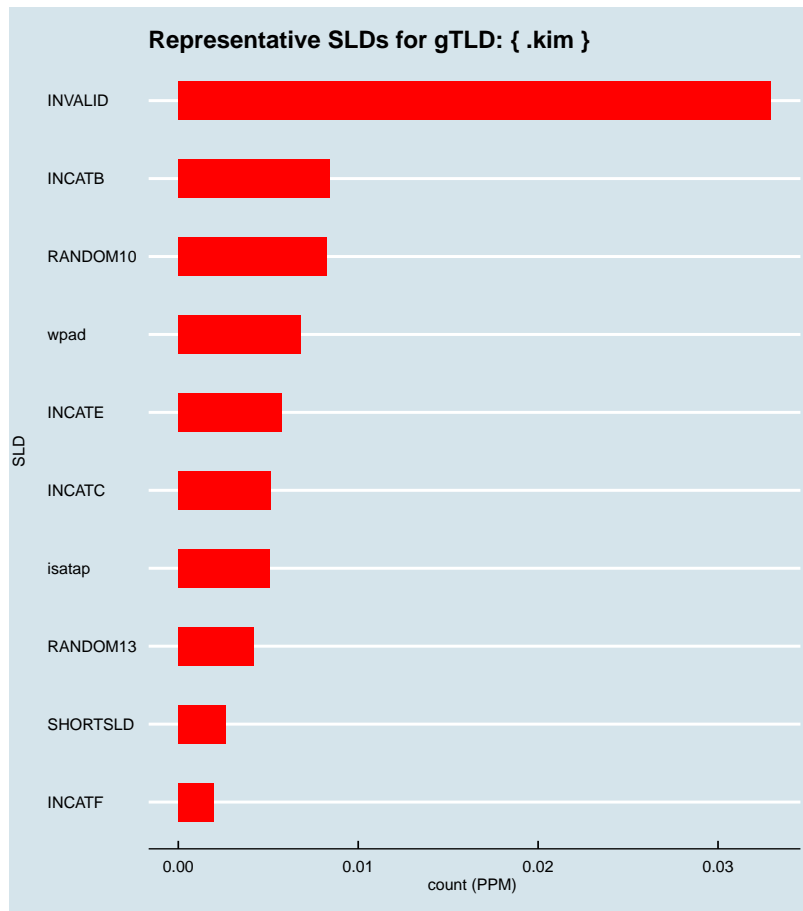


Figure 2.931: Representative SLDs for gTLD: { .kim }. The x axis displays number of times (in parts per million) the corresponding SLD (y axis) was found in the gTLD.

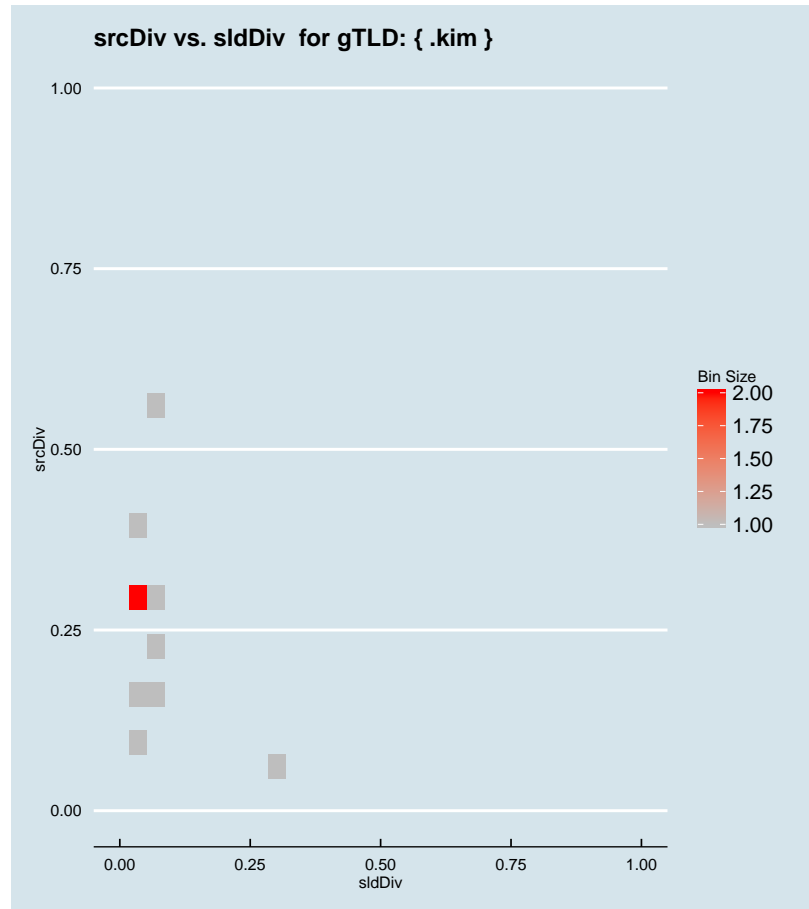


Figure 2.932: Binned scatter-plot of srcDiv and sldDiv for gTLD: { .kim }.

### :: 2.639 Representative SLDs for gTLD: { .kinder }

In this section, we collect representative SLDs related to gTLD: 'kinder'. We found 3 unique SLDs after filtering. A total of 3933 records were considered representative and they are 34.194% of the gTLD dump. Since the total number of records for this gTLD is 3933, there are 0 non-representative records (NRep). In addition, this set comprises 1.61E-6 of the entire data-set. Table 2.467 shows the corresponding SLDs ordered by the level of importance. Figure 2.933 shows the record count (PPM) for each representative SLD. Figure 2.934 shows the binned scatter-plot of srcDiv and sldDiv.

► { .kinder }  
Total SLDs: 3  
a-sldDiv: 34.194%  
a-oR: 0.000%  
NRep: 0



Individual SLD descriptors for gTLD: {.kinder}										
SLD	count	sldDiv	$\phi$ -sldDiv	ipcount	srcDiv	$\phi$ -srcDiv	oR	a-srcDiv	a-oR	rem
RANDOM10	0.002	0.131	1.000	1.69E-4	0.112	0.020	6.19E-7	0.131	6.19E-7	2423
INVALID	0.001	0.107	1.000	6.8E-5	0.055	0.007	5.06E-7	0.239	1.12E-6	1188
INCATE	0.001	0.103	1.000	6.33E-4	0.533	0.180	4.87E-7	0.342	1.61E-6	0

Table 2.467: Top 3 most significant SLDs for gTLD 'kinder'. The SLD list holds 34.194% of the entries found in the gTLD and 1.61E-6 of the total number of entries for the entire experiment. **count** represents the number of records found for the SLD (in parts per million). **sldDiv** is the raw count divided by the number of records of this gTLD dump file. **oR** is the ratio of raw count to the total number of records of the experiment.  $\phi$ -**sldDiv** represents the  $\phi$  percentile of sldDiv on the entire data-set. **a-srcDiv** is the cumulative srcDiv variable. **a-oR** is the cumulative oR.



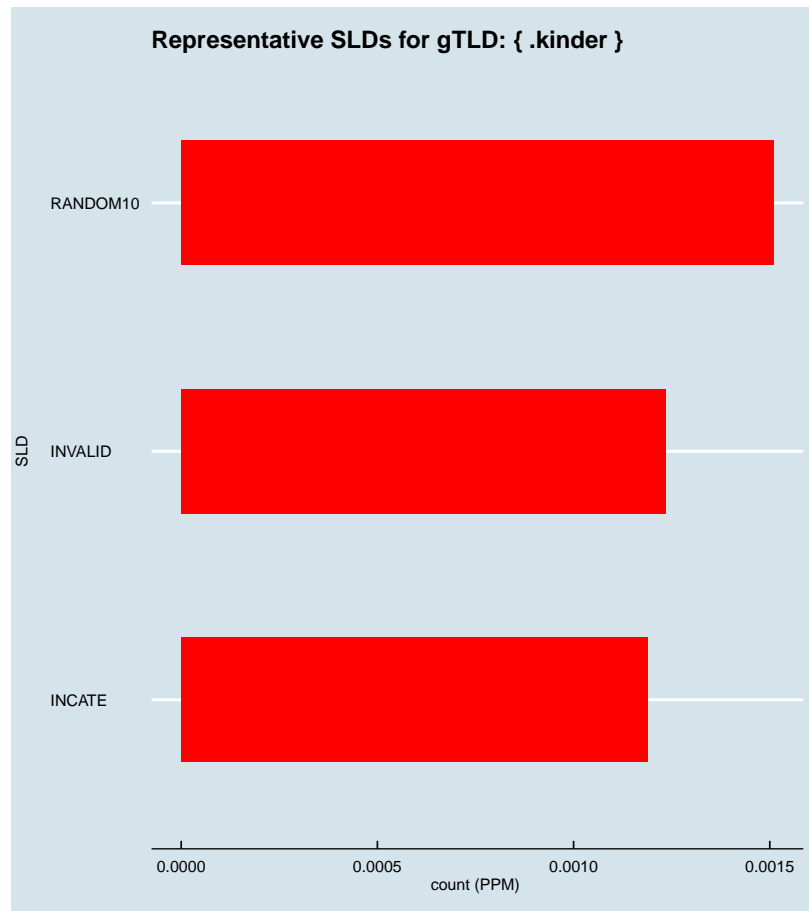


Figure 2.933: Representative SLDs for gTLD: { .kinder}. The x axis displays number of times (in parts per million) the corresponding SLD (y axis) was found in the gTLD.

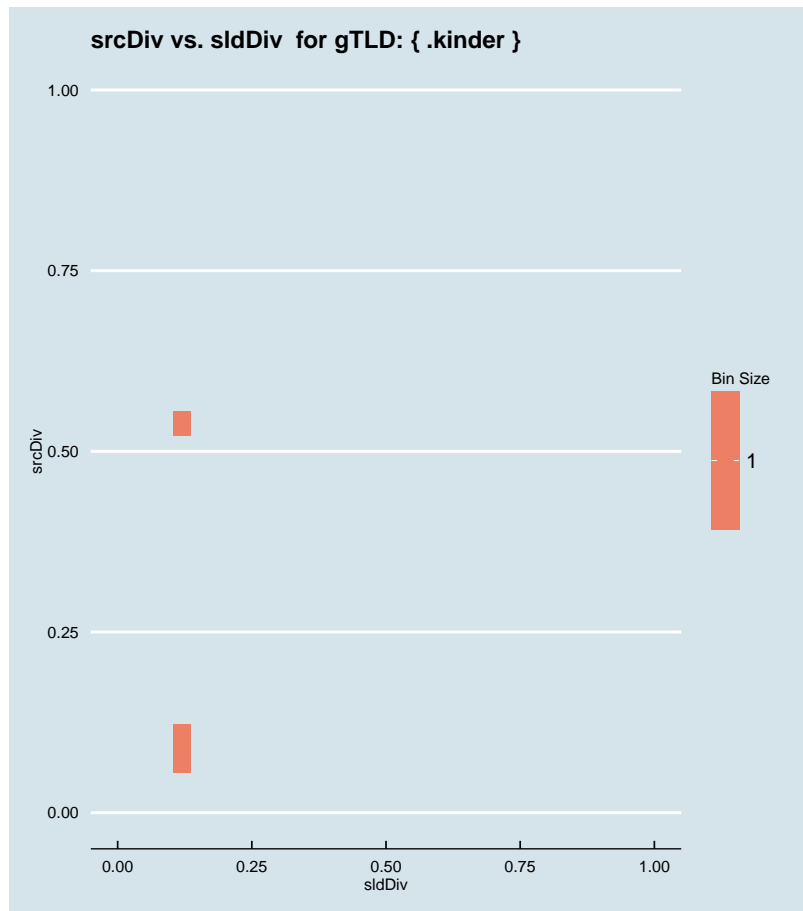


Figure 2.934: Binned scatter-plot of srcDiv and sldDiv for gTLD: { .kinder}.

∴ 2.640 Representative SLDs for gTLD: { .kindle}

In this section, we collect representative SLDs related to gTLD: 'kindle'. We found 0 unique SLDs after filtering. A total of 0 records were considered representative and they are 0.000% of the gTLD dump. Since the total number of records for this gTLD is 0, there are 0 non-representative records (NRep). In addition, this set comprises 0E0 of the entire data-set.

► { .kindle}  
 Total SLDs: 0  
 a-sldDiv: 0.000%  
 a-oR: 0.000%  
 NRep: 0

∴ 2.641 Representative SLDs for gTLD: { .kitchen}

In this section, we collect representative SLDs related to gTLD: 'kitchen'. We found 7

► { .kitchen}  
 Total SLDs: 7  
 a-sldDiv: 76.279%  
 a-oR: 0.002%  
 NRep: 0

unique SLDs after filtering. A total of 44464 records were considered representative and they are 76.279% of the gTLD dump. Since the total number of records for this gTLD is 44464, there are 0 non-representative records (NRep). In addition, this set comprises  $1.82E-5$  of the entire data-set. Table 2.468 shows the corresponding SLDs ordered by the level of importance. Figure 2.935 shows the record count (PPM) for each representative SLD. Figure 2.936 shows the binned scatter-plot of srcDiv and sldDiv.

Individual SLD descriptors for gTLD: {kitchen}										
SLD	count	sldDiv	$\phi$ -sldDiv	ipcount	srcDiv	$\phi$ -srcDiv	oR	a-srcDiv	a-oR	rem
INCATB	0.017	0.297	1.000	$6.19E-4$	0.036	0.004	$7.09E-6$	0.297	$7.09E-6$	27173
INVALID	0.012	0.212	1.000	$6.77E-4$	0.055	0.007	$5.06E-6$	0.509	$1.21E-5$	14816
wpad	0.003	0.055	1.000	$9.79E-4$	0.303	0.077	$1.33E-6$	0.564	$1.35E-5$	11582
RANDOM10	0.003	0.055	1.000	$5.68E-4$	0.179	0.039	$1.3E-6$	0.619	$1.48E-5$	8402
RANDOM13	0.003	0.054	1.000	$6.22E-4$	0.199	0.043	$1.28E-6$	0.672	$1.61E-5$	5269
INCATC	0.003	0.053	1.000	$6.51E-4$	0.210	0.049	$1.27E-6$	0.726	$1.73E-5$	2169
isatap	0.002	0.037	1.000	$7.82E-4$	0.361	0.100	$8.89E-7$	0.763	$1.82E-5$	0

Table 2.468: Top 7 most significant SLDs for gTLD 'kitchen'. The SLD list holds 76.279% of the entries found in the gTLD and  $1.82E-5$  of the total number of entries for the entire experiment. **count** represents the number of records found for the SLD (in parts per million). **sldDiv** is the raw count divided by the number of records of this gTLD dump file. **oR** is the ratio of raw count to the total number of records of the experiment.  **$\phi$ -sldDiv** represents the  $\phi$  percentile of sldDiv on the entire data-set. **a-srcDiv** is the cumulative srcDiv variable. **a-oR** is the cumulative oR.

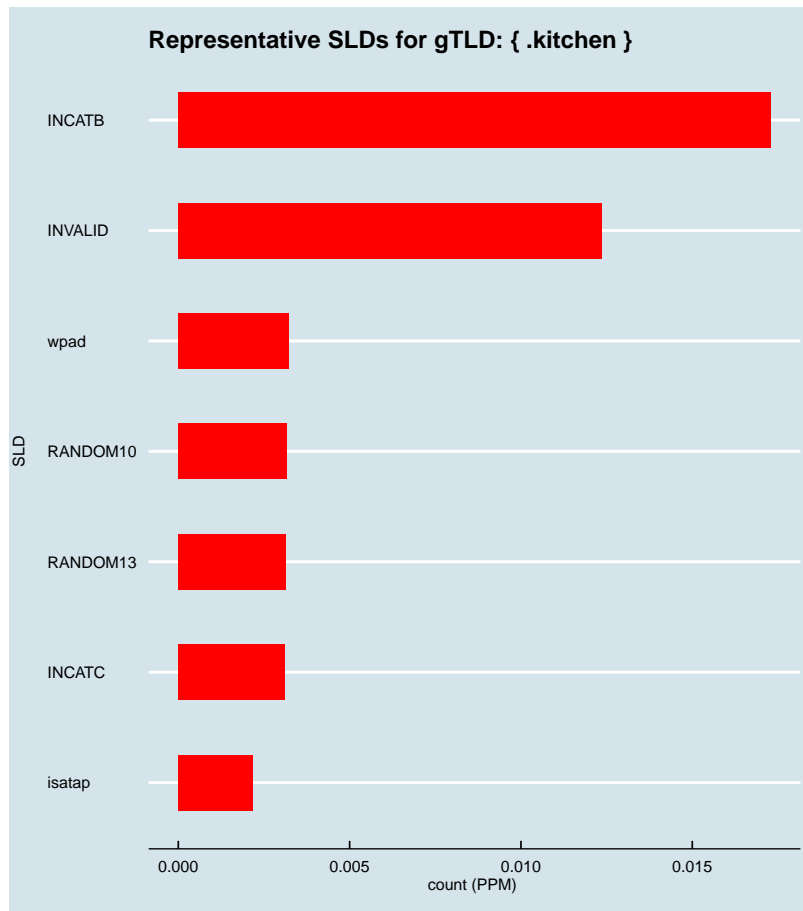


Figure 2.935: Representative SLDs for gTLD: { .kitchen }. The *x* axis displays number of times (in parts per million) the corresponding SLD (*y* axis) was found in the gTLD.

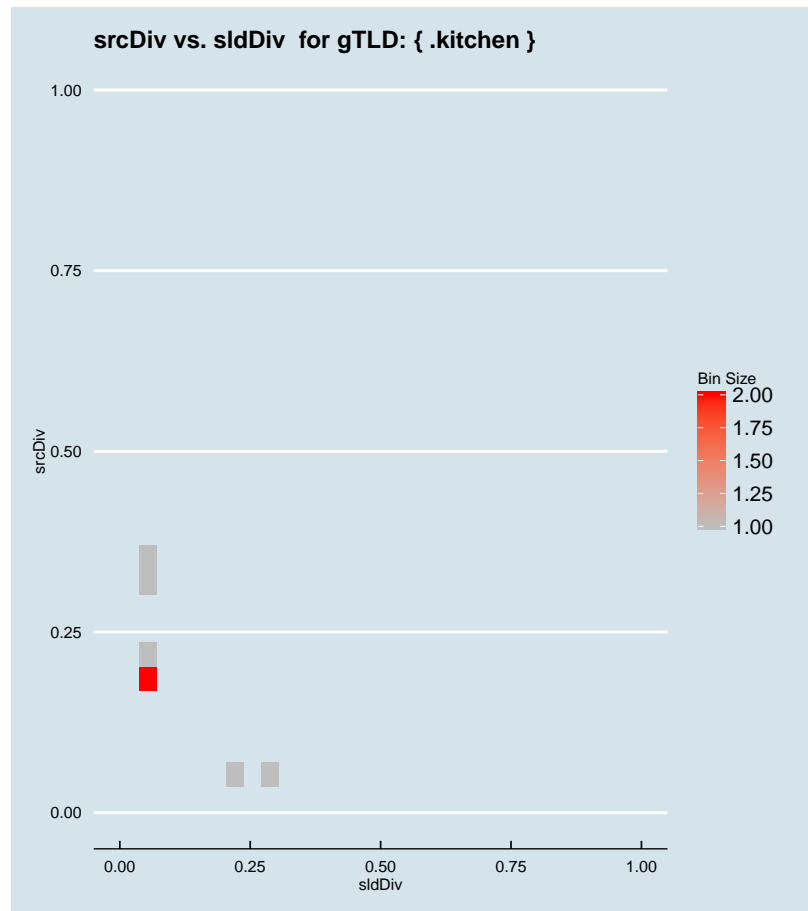


Figure 2.936: Binned scatter-plot of srcDiv and sldDiv for gTLD: { .kitchen}.

### :: 2.642 Representative SLDs for gTLD: { .kiwi }

In this section, we collect representative SLDs related to gTLD: 'kiwi'. We found 6 unique SLDs after filtering. A total of 31731 records were considered representative and they are 76.730% of the gTLD dump. Since the total number of records for this gTLD is 31731, there are 0 non-representative records (NRep). In addition, this set comprises  $1.3E-5$  of the entire data-set. Table 2.469 shows the corresponding SLDs ordered by the level of importance. Figure 2.937 shows the record count (PPM) for each representative SLD. Figure 2.938 shows the binned scatter-plot of srcDiv and sldDiv.

► { .kiwi }  
Total SLDs: 6  
a-sldDiv: 76.730%  
a-oR: 0.001%  
NRep: 0

Individual SLD descriptors for gTLD: {kiwi}										
SLD	count	sldDiv	$\phi$ -sldDiv	ipcount	srcDiv	$\phi$ -srcDiv	oR	a-srcDiv	a-oR	rem
INVALID	0.010	0.245	1.000	6.47E-4	0.064	0.009	4.15E-6	0.245	4.15E-6	21612
RANDOM13	0.009	0.206	1.000	5.13E-4	0.060	0.008	3.49E-6	0.451	7.64E-6	13087
RANDOM10	0.007	0.173	1.000	5.24E-4	0.073	0.011	2.93E-6	0.624	1.06E-5	5937
INCATB	0.002	0.054	1.000	2.89E-4	0.128	0.025	9.22E-7	0.678	1.15E-5	3687
isatap	0.002	0.048	1.000	7.2E-4	0.366	0.101	8.05E-7	0.726	1.23E-5	1722
wpad	0.002	0.042	1.000	4.88E-4	0.283	0.071	7.06E-7	0.767	1.3E-5	0

Table 2.469: Top 6 most significant SLDs for gTLD 'kiwi'. The SLD list holds 76.730% of the entries found in the gTLD and 1.3E-5 of the total number of entries for the entire experiment. **count** represents the number of records found for the SLD (in parts per million). **sldDiv** is the raw count divided by the number of records of this gTLD dump file. **oR** is the ratio of raw count to the total number of records of the experiment.  **$\phi$ -sldDiv** represents the  $\phi$  percentile of sldDiv on the entire data-set. **a-srcDiv** is the cumulative srcDiv variable. **a-oR** is the cumulative oR.

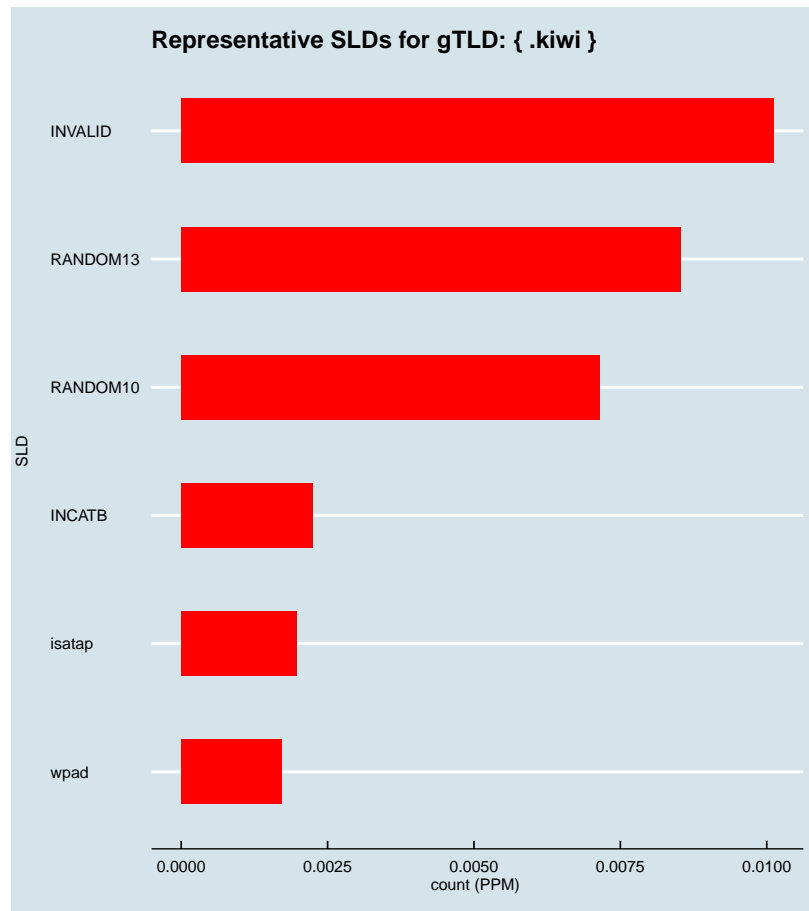


Figure 2.937: Representative SLDs for gTLD: { .kiwi}. The  $x$  axis displays number of times (in parts per million) the corresponding SLD ( $y$  axis) was found in the gTLD.

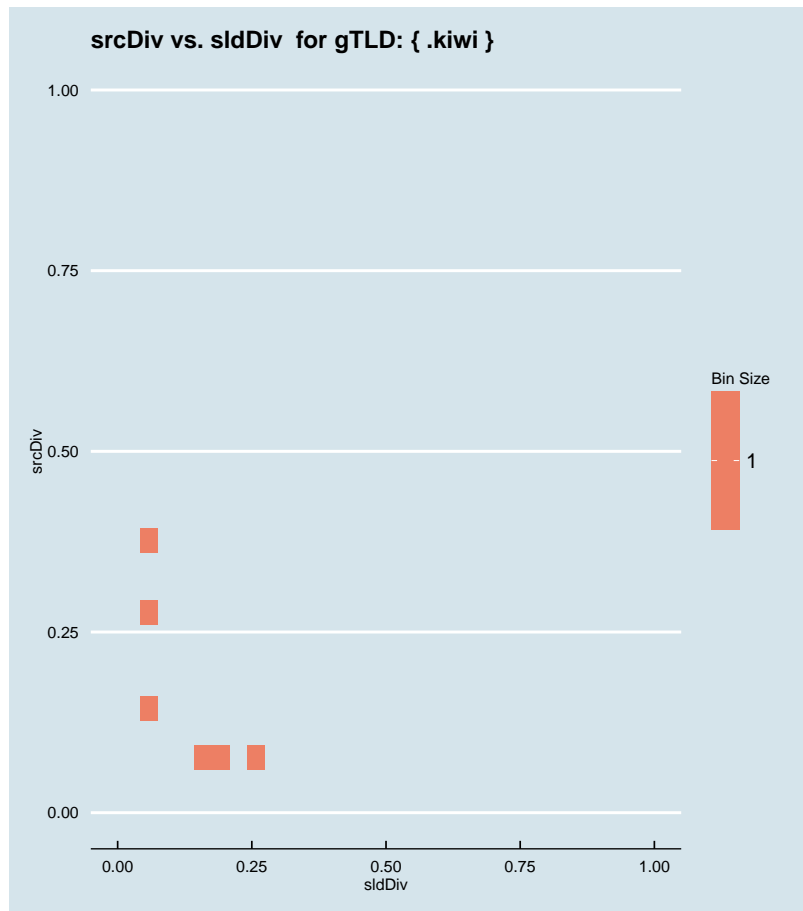


Figure 2.938: Binned scatter-plot of srcDiv and sldDiv for gTLD: { .kiwi }.

### :: 2.643 Representative SLDs for gTLD: { .koeln }

In this section, we collect representative SLDs related to gTLD: 'koeln'. We found 5 unique SLDs after filtering. A total of 21337 records were considered representative and they are 58.397% of the gTLD dump. Since the total number of records for this gTLD is 21337, there are 0 non-representative records (NRep). In addition, this set comprises  $8.74E-6$  of the entire data-set. Table 2.470 shows the corresponding SLDs ordered by the level of importance. Figure 2.939 shows the record count (PPM) for each representative SLD. Figure 2.940 shows the binned scatter-plot of srcDiv and sldDiv.

► { .koeln }  
 Total SLDs: 5  
 a-sldDiv: 58.397%  
 a-oR: 0.001%  
 NRep: 0



Individual SLD descriptors for gTLD: {.koeln}										
SLD	count	sldDiv	$\phi$ -sldDiv	ipcount	srcDiv	$\phi$ -srcDiv	oR	a-srcDiv	a-oR	rem
INCATF	0.012	0.332	1.000	3.87E-4	0.032	0.003	4.97E-6	0.332	4.97E-6	9205
museumsnet...	0.003	0.085	1.000	3.1E-5	0.010	4.91E-4	1.28E-6	0.417	6.25E-6	6085
RANDOM13	0.003	0.084	1.000	2.3E-4	0.075	0.011	1.26E-6	0.502	7.51E-6	3006
okg-av	0.002	0.046	1.000	1.54E-4	0.093	0.015	6.82E-7	0.547	8.19E-6	1343
fsk	0.001	0.037	1.000	2.9E-5	0.022	0.002	5.5E-7	0.584	8.74E-6	0

Table 2.470: Top 5 most significant SLDs for gTLD 'koeln'. The SLD list holds 58.397% of the entries found in the gTLD and 8.74E-6 of the total number of entries for the entire experiment. **count** represents the number of records found for the SLD (in parts per million). **sldDiv** is the raw count divided by the number of records of this gTLD dump file. **oR** is the ratio of raw count to the total number of records of the experiment.  **$\phi$ -sldDiv** represents the  $\phi$  percentile of sldDiv on the entire data-set. **a-srcDiv** is the cumulative srcDiv variable. **a-oR** is the cumulative oR.

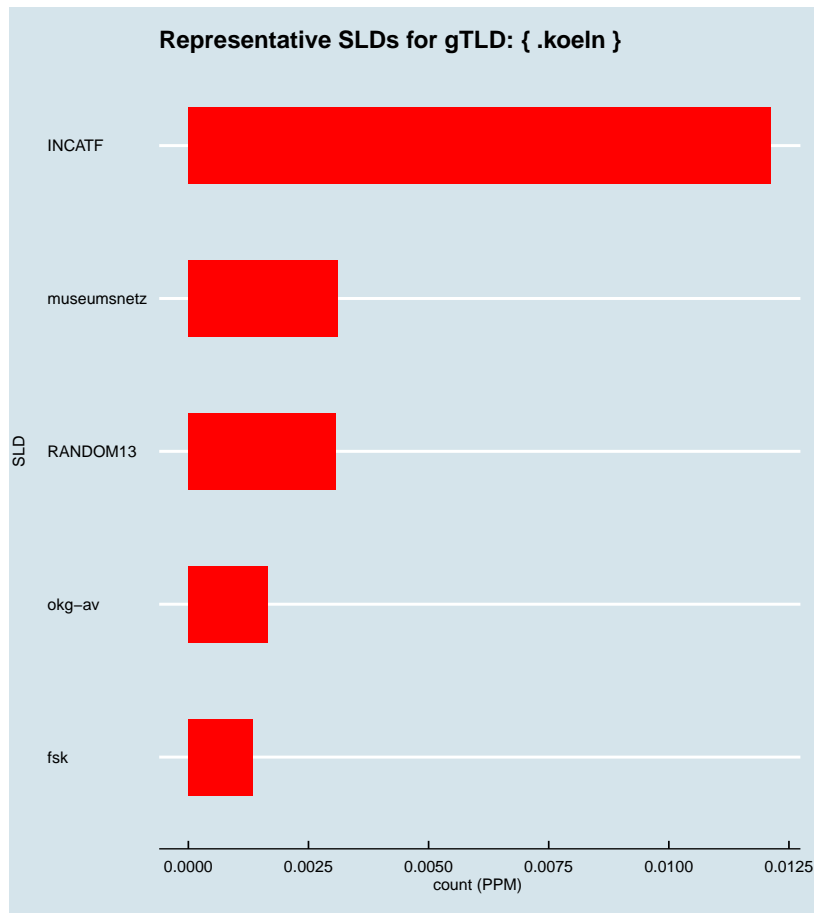


Figure 2.939: Representative SLDs for gTLD: { .koeln }. The *x* axis displays number of times (in parts per million) the corresponding SLD (*y* axis) was found in the gTLD.

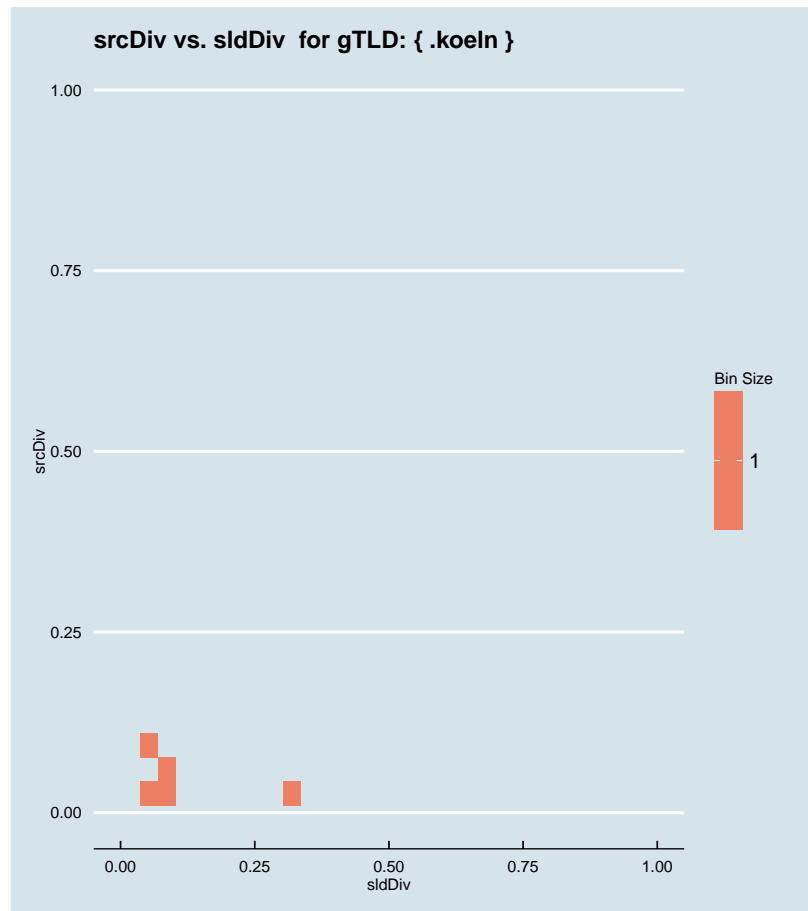


Figure 2.940: Binned scatter-plot of srcDiv and sldDiv for gTLD: { .koeln}.

### :: 2.644 Representative SLDs for gTLD: { .komatsu }

In this section, we collect representative SLDs related to gTLD: 'komatsu'. We found 3 unique SLDs after filtering. A total of 5487 records were considered representative and they are 68.272% of the gTLD dump. Since the total number of records for this gTLD is 5487, there are 0 non-representative records (NRep). In addition, this set comprises 2.25E-6 of the entire data-set. Table 2.471 shows the corresponding SLDs ordered by the level of importance. Figure 2.941 shows the record count (PPM) for each representative SLD. Figure 2.942 shows the binned scatter-plot of srcDiv and sldDiv.

► { .komatsu }  
Total SLDs: 3  
a-sldDiv: 68.272%  
a-oR: 0.000%  
NRep: 0



Individual SLD descriptors for gTLD: {komatsu}										
SLD	count	sldDiv	$\phi$ -sldDiv	ipcount	srcDiv	$\phi$ -srcDiv	oR	a-srcDiv	a-oR	rem
INCATB	0.002	0.249	1.000	2.3E-5	0.012	6.23E-4	8.19E-7	0.249	8.19E-7	3489
INVALID	0.002	0.226	1.000	1.98E-4	0.109	0.019	7.44E-7	0.475	1.56E-6	1673
INCATF	0.002	0.208	1.000	4.5E-5	0.027	0.002	6.86E-7	0.683	2.25E-6	0

Table 2.471: Top 3 most significant SLDs for gTLD 'komatsu'. The SLD list holds 68.272% of the entries found in the gTLD and 2.25E-6 of the total number of entries for the entire experiment. **count** represents the number of records found for the SLD (in parts per million). **sldDiv** is the raw count divided by the number of records of this gTLD dump file. **oR** is the ratio of raw count to the total number of records of the experiment.  $\phi$ -**sldDiv** represents the  $\phi$  percentile of sldDiv on the entire data-set. **a-srcDiv** is the cumulative srcDiv variable. **a-oR** is the cumulative oR.

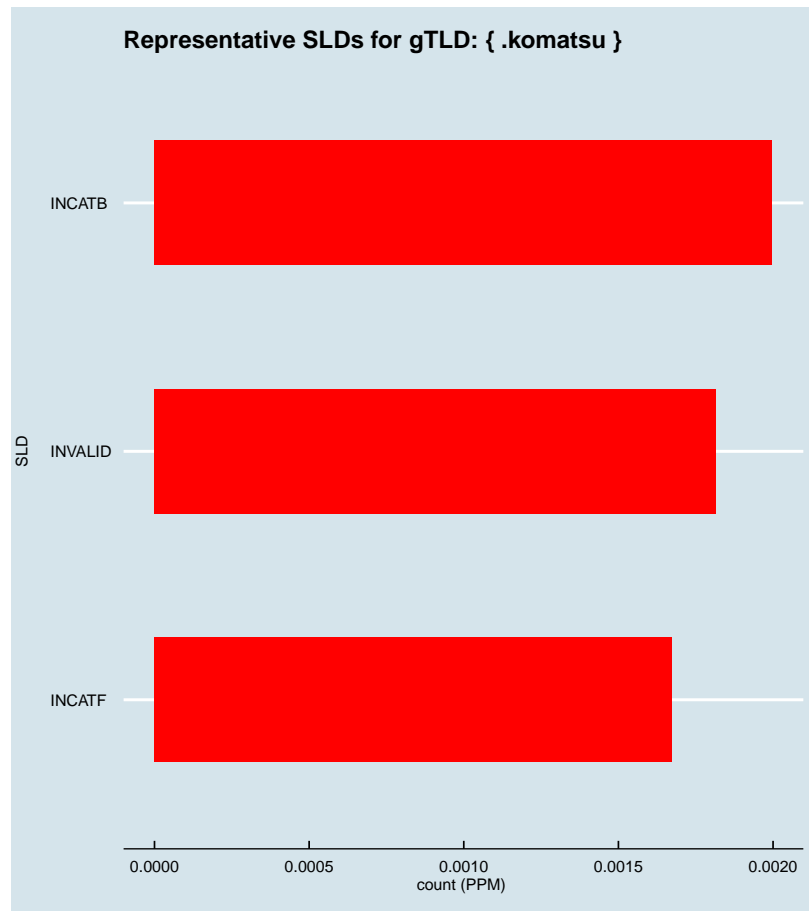


Figure 2.941: Representative SLDs for gTLD: { .komatsu }. The  $x$  axis displays number of times (in parts per million) the corresponding SLD ( $y$  axis) was found in the gTLD.

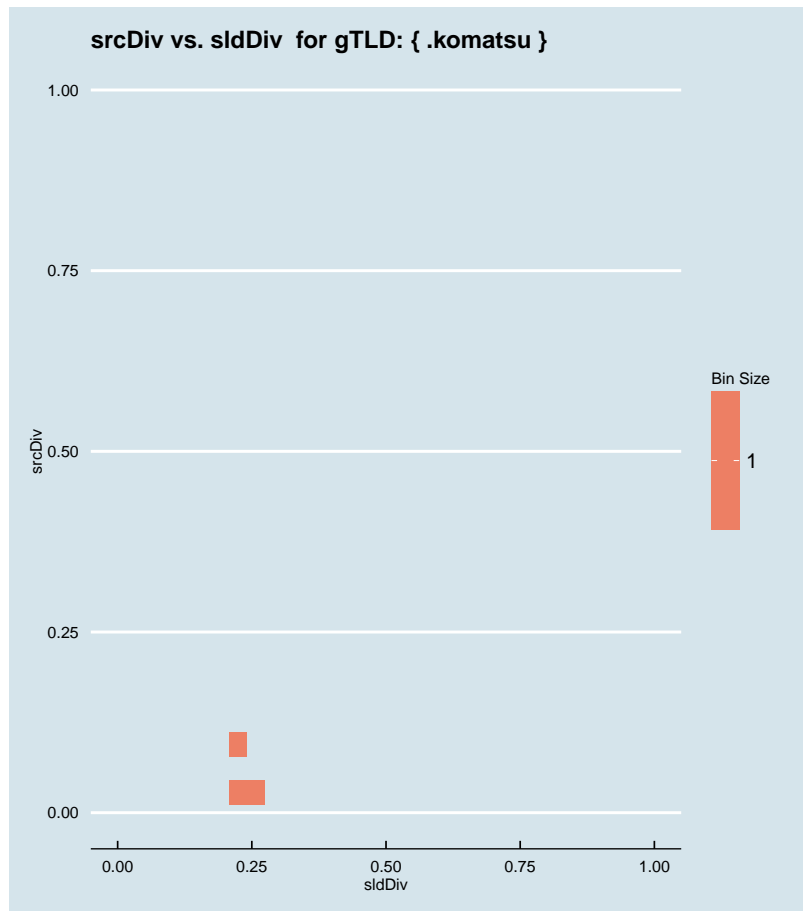


Figure 2.942: Binned scatter-plot of srcDiv and sldDiv for gTLD: { .komatsu }.

### :: 2.645 Representative SLDs for gTLD: { .konami }

In this section, we collect representative SLDs related to gTLD: 'konami'. We found 19 unique SLDs after filtering. A total of 65311 records were considered representative and they are 74.373% of the gTLD dump. Since the total number of records for this gTLD is 65311, there are 0 non-representative records (NRep). In addition, this set comprises  $2.68E-5$  of the entire data-set. Table 2.472 shows the corresponding SLDs ordered by the level of importance. Figure 2.943 shows the record count (PPM) for each representative SLD. Figure 2.944 shows the binned scatter-plot of srcDiv and sldDiv.

► { .konami }  
 Total SLDs: 19  
 a-sldDiv: 74.373%  
 a-oR: 0.003%  
 NRep: 0

Individual SLD descriptors for gTLD: {.konami}										
SLD	count	sldDiv	$\phi$ -sldDiv	ipcount	srcDiv	$\phi$ -srcDiv	oR	a-srcDiv	a-oR	rem
INCATB	0.025	0.289	1.000	0.002	0.069	0.010	1.04E-5	0.289	1.04E-5	39912
RANDOM10	0.005	0.061	1.000	7.75E-4	0.146	0.030	2.18E-6	0.350	1.26E-5	34591
INVALID	0.005	0.052	1.000	9.67E-4	0.210	0.049	1.89E-6	0.402	1.45E-5	29985
proxy	0.004	0.045	1.000	0.001	0.258	0.066	1.63E-6	0.448	1.61E-5	26010
wpad	0.003	0.038	1.000	0.001	0.331	0.082	1.38E-6	0.486	1.75E-5	22635
isatap	0.003	0.031	1.000	8.69E-4	0.315	0.080	1.13E-6	0.517	1.86E-5	19876
protect1	0.002	0.026	0.999	5.48E-4	0.238	0.056	9.44E-7	0.544	1.96E-5	17573
sepm-sv2	0.002	0.023	0.999	5.01E-4	0.244	0.057	8.43E-7	0.567	2.04E-5	15516
hibun-ae	0.002	0.021	0.999	5.08E-4	0.275	0.070	7.56E-7	0.588	2.12E-5	13672
RANDOM13	0.002	0.018	0.999	3.77E-4	0.234	0.055	6.61E-7	0.606	2.18E-5	12059
sun	0.002	0.018	0.999	4.74E-4	0.296	0.076	6.57E-7	0.625	2.25E-5	10455
kdeusas01	0.002	0.018	0.999	1.15E-4	0.073	0.011	6.49E-7	0.643	2.31E-5	8872
sun2	0.001	0.015	0.999	3.76E-4	0.284	0.071	5.42E-7	0.658	2.37E-5	7549
brabo	0.001	0.015	0.999	5.17E-4	0.393	0.107	5.38E-7	0.673	2.42E-5	6235
INCATD	0.001	0.015	0.999	4.8E-4	0.370	0.102	5.31E-7	0.687	2.47E-5	4939
protect8	0.001	0.014	0.999	4.61E-4	0.373	0.102	5.07E-7	0.702	2.52E-5	3702
bmpsrv01	0.001	0.014	0.999	6.75E-4	0.546	0.183	5.07E-7	0.716	2.58E-5	2465
jptest	0.001	0.014	0.999	6.97E-4	0.565	0.186	5.06E-7	0.730	2.63E-5	1231
soff1	0.001	0.014	0.999	3.34E-4	0.271	0.068	5.04E-7	0.744	2.68E-5	0

Table 2.472: Top 19 most significant SLDs for gTLD 'konami'. The SLD list holds 74.373% of the entries found in the gTLD and 2.68E-5 of the total number of entries for the entire experiment. **count** represents the number of records found for the SLD (in parts per million). **sldDiv** is the raw count divided by the number of records of this gTLD dump file. **oR** is the ratio of raw count to the total number of records of the experiment.  **$\phi$ -sldDiv** represents the  $\phi$  percentile of sldDiv on the entire data-set. **a-srcDiv** is the cumulative srcDiv variable. **a-oR** is the cumulative oR.



Figure 2.943: Representative SLDs for gTLD: { .konami}. The *x* axis displays number of times (in parts per million) the corresponding SLD (*y* axis) was found in the gTLD.



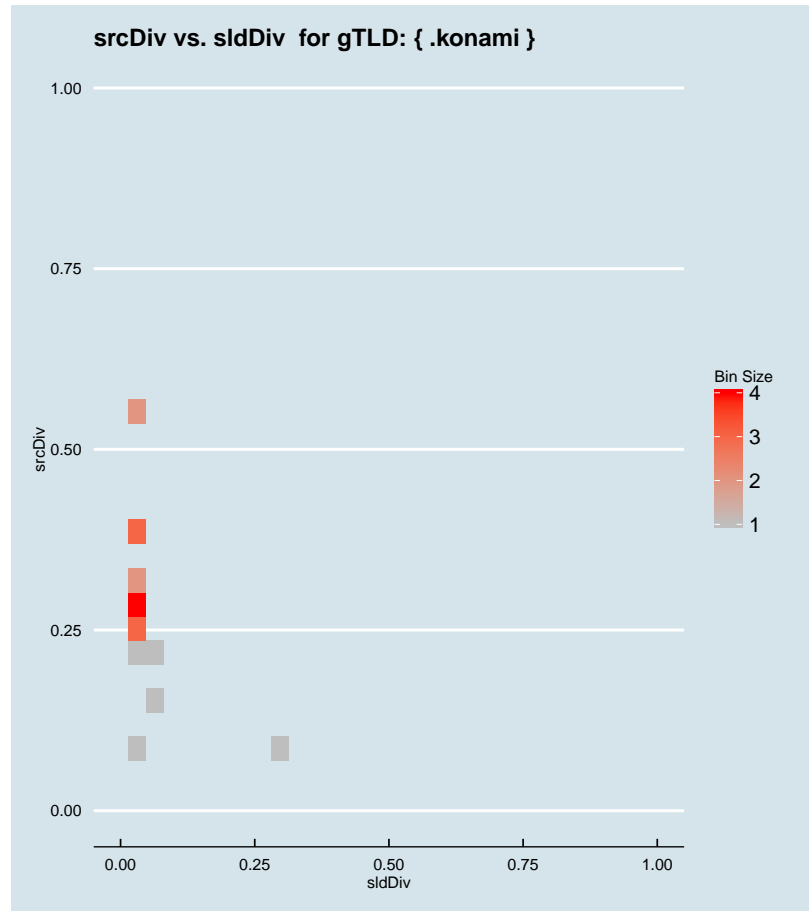


Figure 2.944: Binned scatter-plot of srcDiv and sldDiv for gTLD: { .konami}.

### :: 2.646 Representative SLDs for gTLD: { .kone }

In this section, we collect representative SLDs related to gTLD: 'kone'. We found 5 unique SLDs after filtering. A total of 21107 records were considered representative and they are 64.989% of the gTLD dump. Since the total number of records for this gTLD is 21107, there are 0 non-representative records (NRep). In addition, this set comprises 8.65E-6 of the entire data-set. Table 2.473 shows the corresponding SLDs ordered by the level of importance. Figure 2.945 shows the record count (PPM) for each representative SLD. Figure 2.946 shows the binned scatter-plot of srcDiv and sldDiv.

► { .kone }  
Total SLDs: 5  
a-sldDiv: 64.989%  
a-oR: 0.001%  
NRep: 0

Individual SLD descriptors for gTLD: {kone}										
SLD	count	sldDiv	$\phi$ -sldDiv	ipcount	srcDiv	$\phi$ -srcDiv	oR	a-srcDiv	a-oR	rem
INVALID	0.008	0.241	1.000	2.49E-4	0.032	0.003	3.2E-6	0.241	3.2E-6	13293
INCATB	0.006	0.198	1.000	2.83E-4	0.044	0.005	2.63E-6	0.439	5.84E-6	6864
RANDOM13	0.004	0.117	1.000	2.43E-4	0.064	0.009	1.56E-6	0.556	7.4E-6	3048
RANDOM10	0.002	0.055	1.000	2.14E-4	0.119	0.022	7.34E-7	0.611	8.13E-6	1257
isatap	0.001	0.039	1.000	3.06E-4	0.243	0.057	5.15E-7	0.650	8.65E-6	0

Table 2.473: Top 5 most significant SLDs for gTLD 'kone'. The SLD list holds 64.989% of the entries found in the gTLD and 8.65E-6 of the total number of entries for the entire experiment. **count** represents the number of records found for the SLD (in parts per million). **sldDiv** is the raw count divided by the number of records of this gTLD dump file. **oR** is the ratio of raw count to the total number of records of the experiment.  **$\phi$ -sldDiv** represents the  $\phi$  percentile of sldDiv on the entire data-set. **a-srcDiv** is the cumulative srcDiv variable. **a-oR** is the cumulative oR.

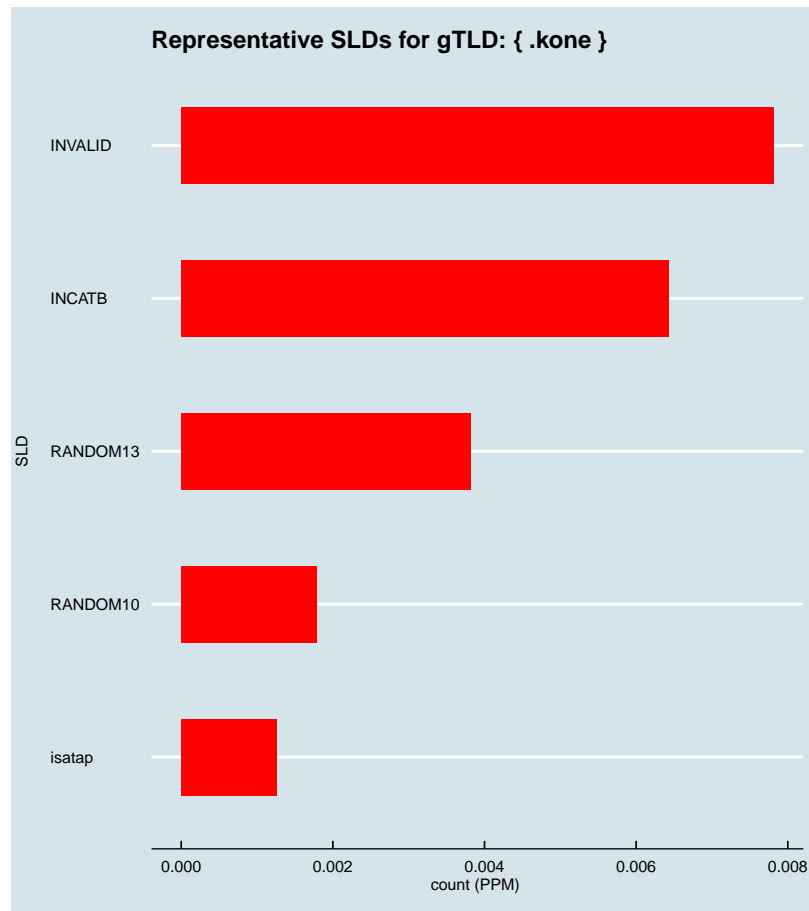


Figure 2.945: Representative SLDs for gTLD: { .kone }. The  $x$  axis displays number of times (in parts per million) the corresponding SLD ( $y$  axis) was found in the gTLD.

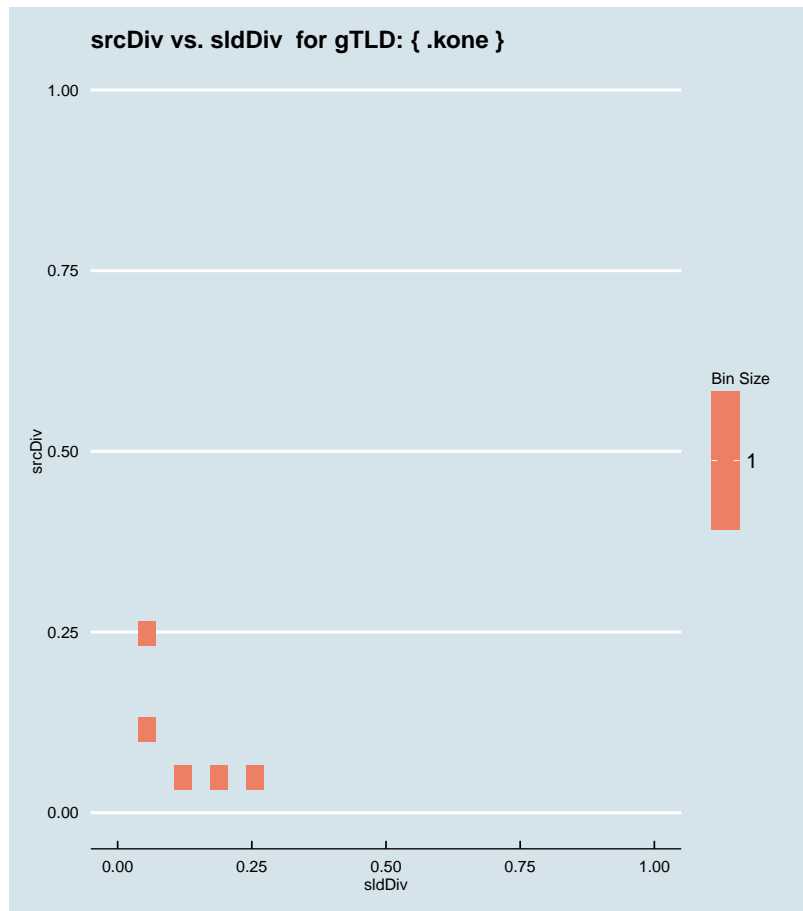


Figure 2.946: Binned scatter-plot of srcDiv and sldDiv for gTLD: { .kone }.

### :: 2.647 Representative SLDs for gTLD: { .koshar }

In this section, we collect representative SLDs related to gTLD: 'koshar'. We found 2 unique SLDs after filtering. A total of 12943 records were considered representative and they are 97.089% of the gTLD dump. Since the total number of records for this gTLD is 12943, there are 0 non-representative records (NRep). In addition, this set comprises 5.3E-6 of the entire data-set. Table 2.474 shows the corresponding SLDs ordered by the level of importance. Figure 2.947 shows the record count (PPM) for each representative SLD. Figure 2.948 shows the binned scatter-plot of srcDiv and sldDiv.

► { .koshar }  
 Total SLDs: 2  
 a-sldDiv: 97.089%  
 a-oR: 0.001%  
 NRep: 0

Individual SLD descriptors for gTLD: {.kosher}										
SLD	count	sldDiv	$\phi$ -sldDiv	ipcount	srcDiv	$\phi$ -srcDiv	oR	a-srcDiv	a-oR	rem
SHORTSLD	0.010	0.734	1.000	3.3E-5	0.003	1.1E-4	4.01E-6	0.734	4.01E-6	3162
INCATF	0.003	0.237	1.000	1.8E-5	0.006	2.24E-4	1.3E-6	0.971	5.3E-6	0

Table 2.474: Top 2 most significant SLDs for gTLD 'kosher'. The SLD list holds 97.089% of the entries found in the gTLD and 5.3E-6 of the total number of entries for the entire experiment. **count** represents the number of records found for the SLD (in parts per million). **sldDiv** is the raw count divided by the number of records of this gTLD dump file. **oR** is the ratio of raw count to the total number of records of the experiment.  **$\phi$ -sldDiv** represents the  $\phi$  percentile of sldDiv on the entire data-set. **a-srcDiv** is the cumulative srcDiv variable. **a-oR** is the cumulative oR.

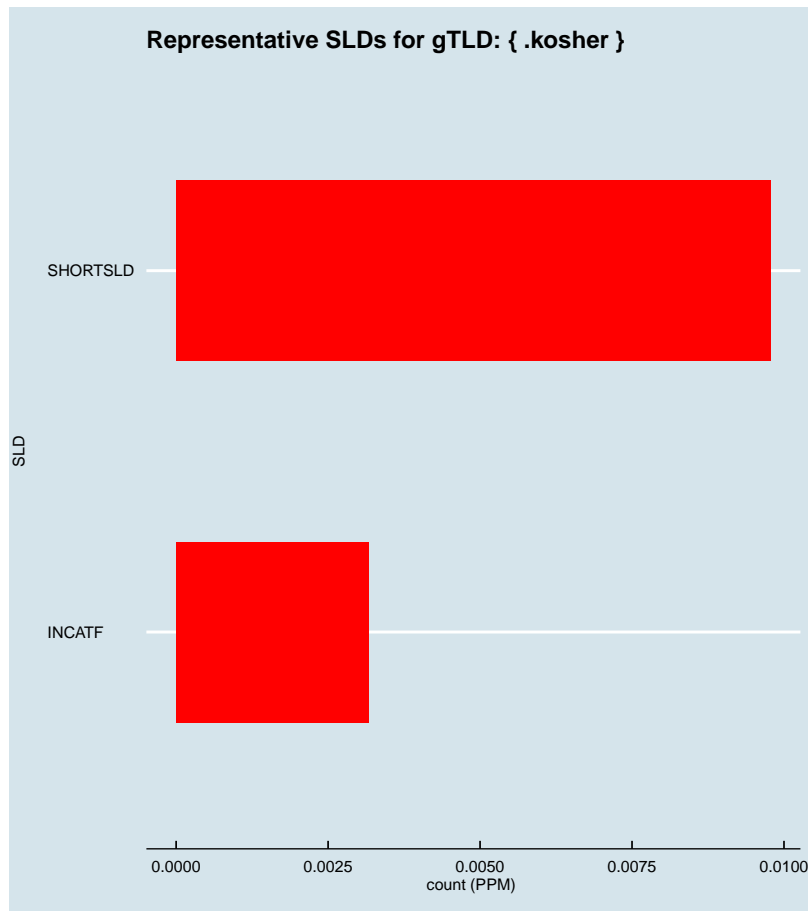


Figure 2.947: Representative SLDs for gTLD: { .kosher}. The x axis displays number of times (in parts per million) the corresponding SLD (y axis) was found in the gTLD.

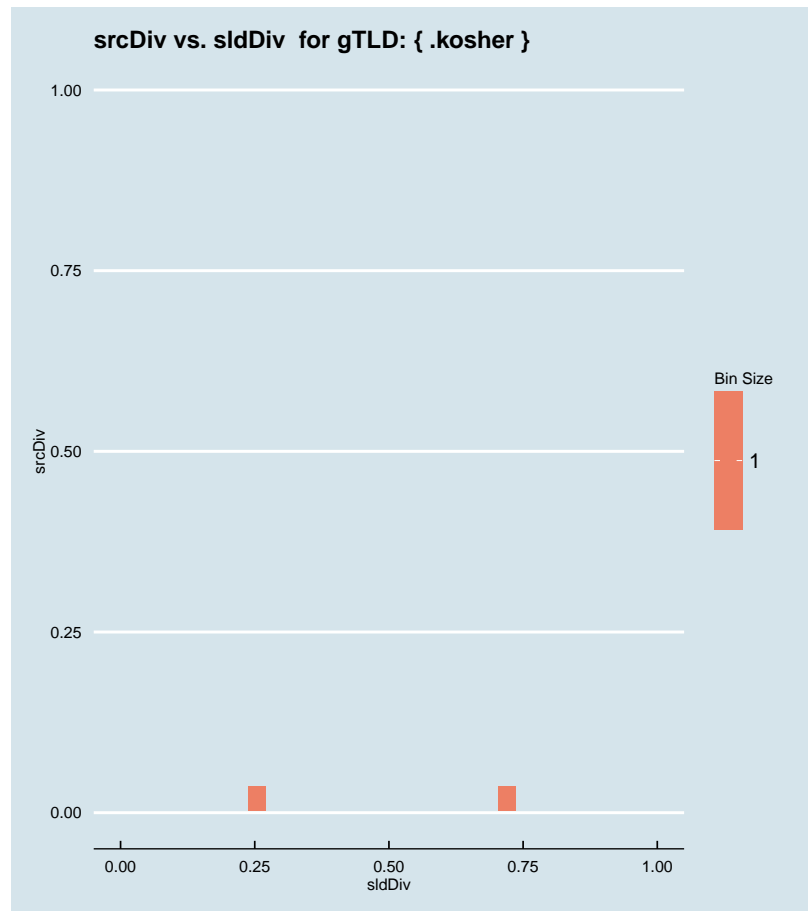


Figure 2.948: Binned scatter-plot of srcDiv and sldDiv for gTLD: { .kosher}.

### :: 2.648 Representative SLDs for gTLD: { .kpmg }

In this section, we collect representative SLDs related to gTLD: 'kpmg'. We found 2 unique SLDs after filtering. A total of 474283 records were considered representative and they are 99.085% of the gTLD dump. Since the total number of records for this gTLD is 474283, there are 0 non-representative records (NRep). In addition, this set comprises  $1.94E-4$  of the entire data-set. Table 2.475 shows the corresponding SLDs ordered by the level of importance. Figure 2.949 shows the record count (PPM) for each representative SLD. Figure 2.950 shows the binned scatter-plot of srcDiv and sldDiv.

► { .kpmg }  
Total SLDs: 2  
a-sldDiv: 99.085%  
a-oR: 0.019%  
NRep: 0



Individual SLD descriptors for gTLD: {kpmg}										
SLD	count	sldDiv	$\phi$ -sldDiv	ipcount	srcDiv	$\phi$ -srcDiv	oR	a-srcDiv	a-oR	rem
INCATB	0.312	0.651	1.000	4.25E-4	0.001	2.7E-5	1.28E-4	0.651	1.28E-4	162511
INCATD	0.163	0.340	1.000	2.55E-4	0.002	3.52E-5	6.66E-5	0.991	1.94E-4	0

Table 2.475: Top 2 most significant SLDs for gTLD 'kpmg'. The SLD list holds 99.085% of the entries found in the gTLD and 1.94E-4 of the total number of entries for the entire experiment. **count** represents the number of records found for the SLD (in parts per million). **sldDiv** is the raw count divided by the number of records of this gTLD dump file. **oR** is the ratio of raw count to the total number of records of the experiment.  $\phi$ -**sldDiv** represents the  $\phi$  percentile of sldDiv on the entire data-set. **a-srcDiv** is the cumulative srcDiv variable. **a-oR** is the cumulative oR.



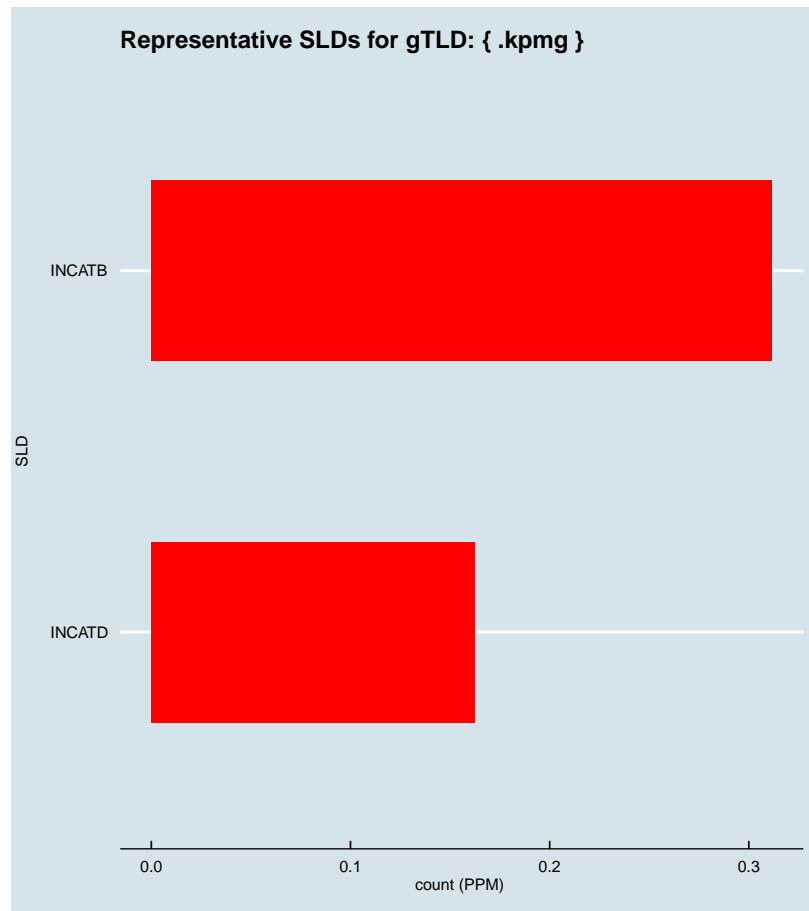


Figure 2.949: Representative SLDs for gTLD: { .kpmg}. The  $x$  axis displays number of times (in parts per million) the corresponding SLD ( $y$  axis) was found in the gTLD.

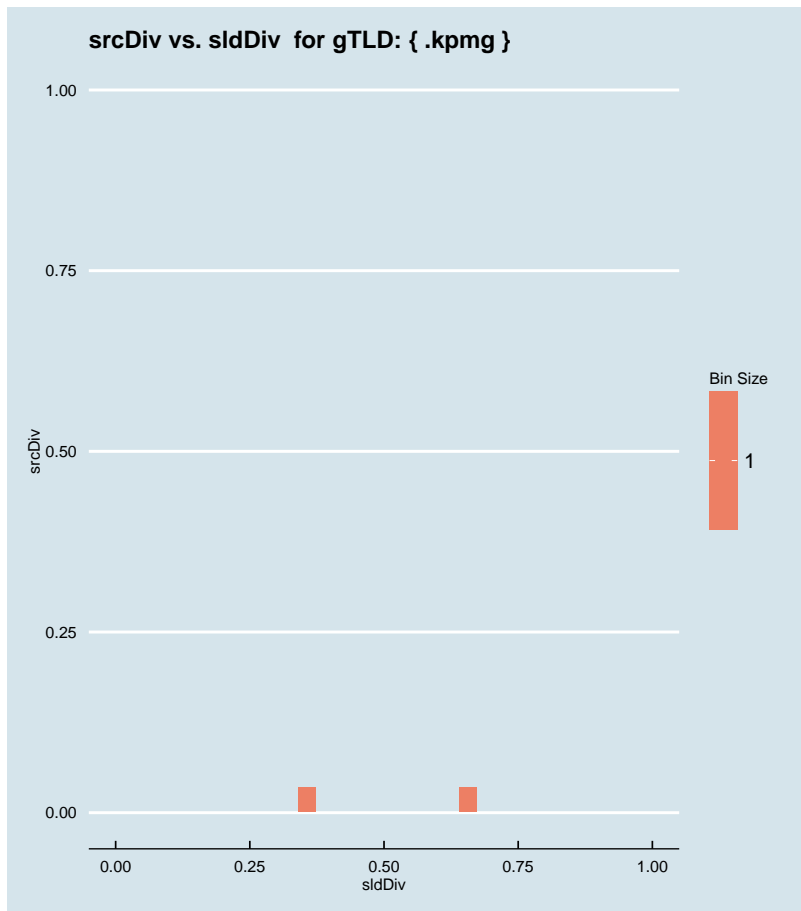


Figure 2.950: Binned scatter-plot of srcDiv and sldDiv for gTLD: {.kpmg}.

### :: 2.649 Representative SLDs for gTLD: {.kpn}

In this section, we collect representative SLDs related to gTLD: 'kpn'. We found 8 unique SLDs after filtering. A total of 29832 records were considered representative and they are 62.414% of the gTLD dump. Since the total number of records for this gTLD is 29832, there are 0 non-representative records (NRep). In addition, this set comprises 1.22E−5 of the entire data-set. Table 2.476 shows the corresponding SLDs ordered by the level of importance. Figure 2.951 shows the record count (PPM) for each representative SLD. Figure 2.952 shows the binned scatter-plot of srcDiv and sldDiv.

► {.kpn}  
 Total SLDs: 8  
 a-sldDiv: 62.414%  
 a-oR: 0.001%  
 NRep: 0

Individual SLD descriptors for gTLD: {.kpn}										
SLD	count	sldDiv	$\phi$ -sldDiv	ipcount	srcDiv	$\phi$ -srcDiv	oR	a-srcDiv	a-oR	rem
INVALID	0.012	0.248	1.000	2.53E-4	0.021	0.002	4.85E-6	0.248	4.85E-6	17992
INCATB	0.006	0.115	1.000	3.62E-4	0.066	0.009	2.26E-6	0.363	7.11E-6	12487
RANDOM10	0.004	0.082	1.000	2.01E-4	0.052	0.006	1.6E-6	0.444	8.71E-6	8589
wpad	0.002	0.052	1.000	1.82E-4	0.073	0.011	1.02E-6	0.496	9.72E-6	6109
isatap	0.002	0.041	1.000	2.08E-4	0.106	0.019	8.01E-7	0.537	1.05E-5	4154
RANDOM13	0.002	0.034	1.000	2.92E-4	0.180	0.039	6.64E-7	0.571	1.12E-5	2533
mobiel	0.001	0.027	0.999	4.95E-4	0.390	0.106	5.2E-7	0.598	1.17E-5	1265
INCATE	0.001	0.026	0.999	4.13E-4	0.326	0.082	5.18E-7	0.624	1.22E-5	0

Table 2.476: Top 8 most significant SLDs for gTLD 'kpn'. The SLD list holds 62.414% of the entries found in the gTLD and  $1.22E-5$  of the total number of entries for the entire experiment. **count** represents the number of records found for the SLD (in parts per million). **sldDiv** is the raw count divided by the number of records of this gTLD dump file. **oR** is the ratio of raw count to the total number of records of the experiment.  **$\phi$ -sldDiv** represents the  $\phi$  percentile of sldDiv on the entire data-set. **a-srcDiv** is the cumulative srcDiv variable. **a-oR** is the cumulative oR.

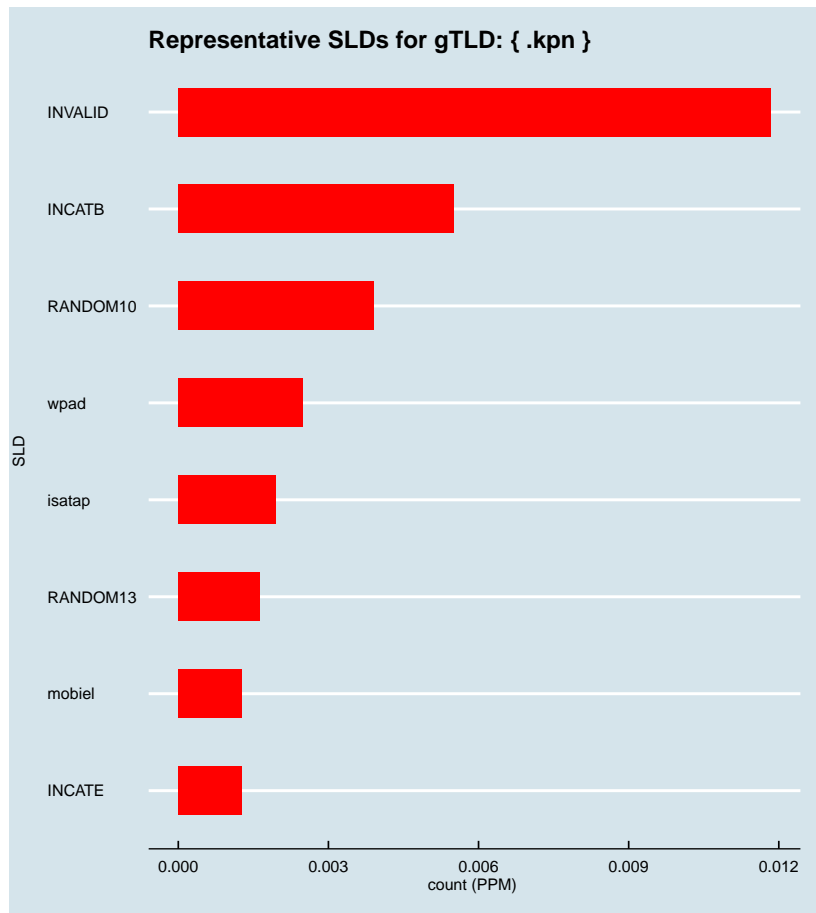


Figure 2.951: Representative SLDs for gTLD: { .kpn }. The x axis displays number of times (in parts per million) the corresponding SLD (y axis) was found in the gTLD.

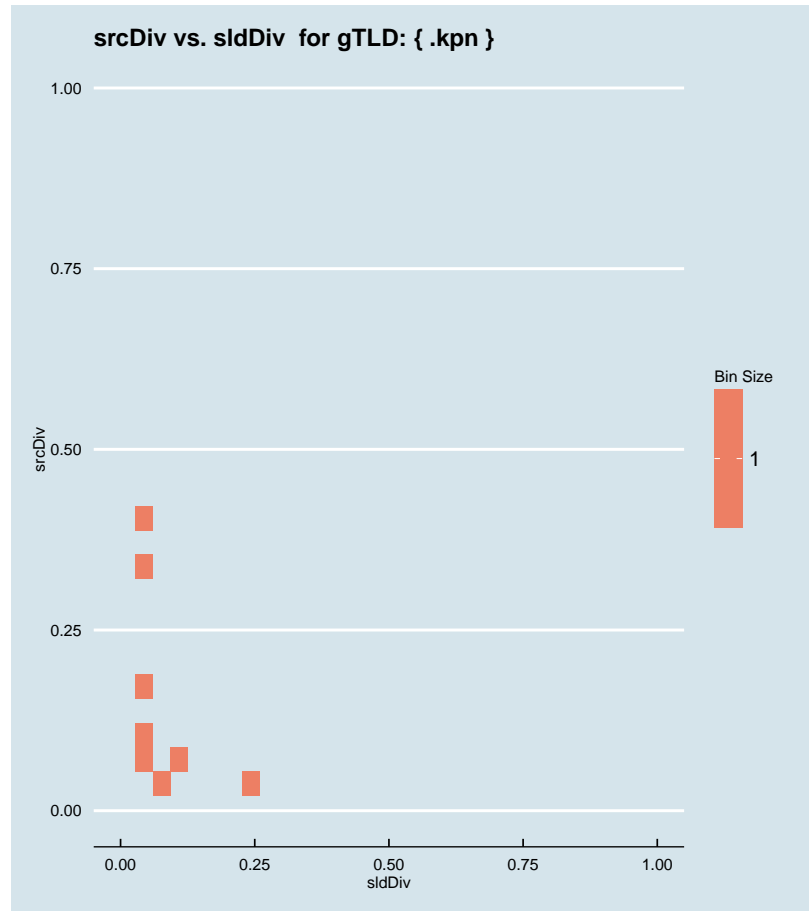


Figure 2.952: Binned scatter-plot of srcDiv and sldDiv for gTLD: { .kpn }.

### :: 2.650 Representative SLDs for gTLD: { .krd }

In this section, we collect representative SLDs related to gTLD: 'krd'. We found 10 unique SLDs after filtering. A total of 54839 records were considered representative and they are 87.307% of the gTLD dump. Since the total number of records for this gTLD is 54839, there are 0 non-representative records (NRep). In addition, this set comprises 2.25E-5 of the entire data-set. Table 2.477 shows the corresponding SLDs ordered by the level of importance. Figure 2.953 shows the record count (PPM) for each representative SLD. Figure 2.954 shows the binned scatter-plot of srcDiv and sldDiv.

► { .krd }  
Total SLDs: 10  
a-sldDiv: 87.307%  
a-oR: 0.002%  
NRep: 0

Individual SLD descriptors for gTLD: {.krd}										
SLD	count	sldDiv	$\phi$ -sldDiv	ipcount	srcDiv	$\phi$ -srcDiv	oR	a-srcDiv	a-oR	rem
rostbank	0.013	0.211	1.000	5.7E-5	0.004	1.54E-4	5.43E-6	0.211	5.43E-6	41585
INCATF	0.012	0.198	1.000	2.37E-4	0.019	0.001	5.11E-6	0.409	1.05E-5	29123
cityhall	0.012	0.194	1.000	1.46E-4	0.012	6.65E-4	4.99E-6	0.603	1.55E-5	16936
krsn	0.004	0.062	1.000	3E-5	0.008	3.46E-4	1.59E-6	0.665	1.71E-5	13059
RANDOM13	0.003	0.054	1.000	2.32E-4	0.069	0.010	1.39E-6	0.719	1.85E-5	9674
INCATD	0.003	0.052	1.000	9.8E-5	0.030	0.003	1.35E-6	0.771	1.99E-5	6384
holding	0.002	0.028	0.999	4.5E-5	0.026	0.002	7.13E-7	0.799	2.06E-5	4643
exponenta	0.002	0.026	0.999	3.7E-5	0.023	0.002	6.73E-7	0.825	2.12E-5	3001
INCATB	0.002	0.025	0.999	5.95E-4	0.384	0.105	6.35E-7	0.850	2.19E-5	1452
ufas	0.001	0.023	0.999	5.5E-5	0.038	0.004	5.95E-7	0.873	2.25E-5	0

Table 2.477: Top 10 most significant SLDs for gTLD 'krd'. The SLD list holds 87.307% of the entries found in the gTLD and 2.25E-5 of the total number of entries for the entire experiment. **count** represents the number of records found for the SLD (in parts per million). **sldDiv** is the raw count divided by the number of records of this gTLD dump file. **oR** is the ratio of raw count to the total number of records of the experiment.  **$\phi$ -sldDiv** represents the  $\phi$  percentile of sldDiv on the entire data-set. **a-srcDiv** is the cumulative srcDiv variable. **a-oR** is the cumulative oR.

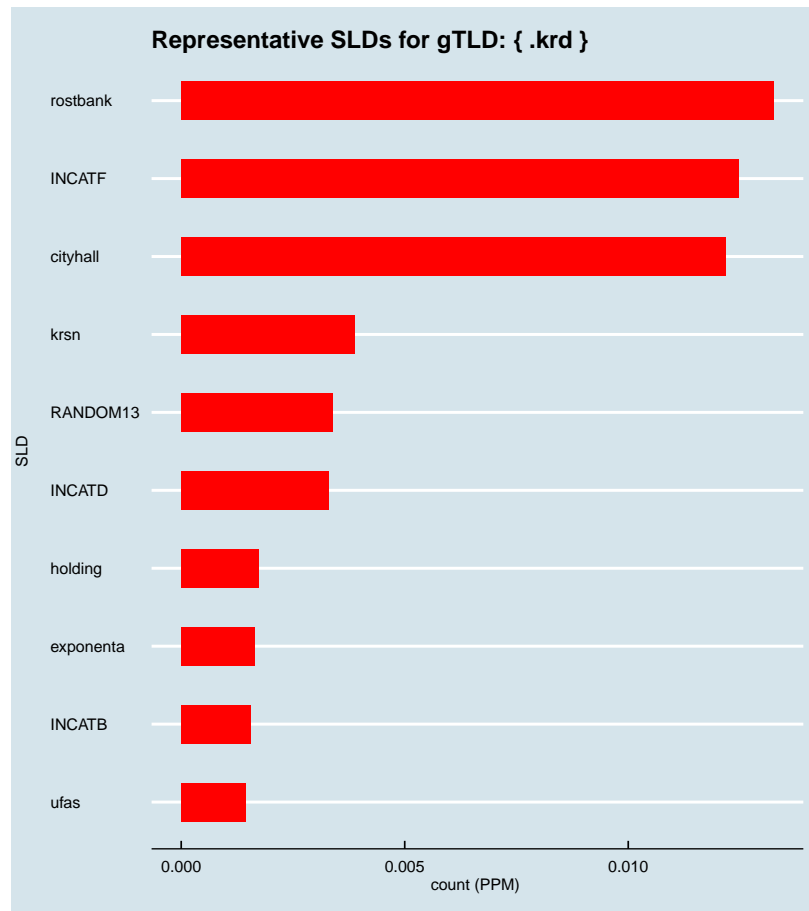


Figure 2.953: Representative SLDs for gTLD: { .krd }. The  $x$  axis displays number of times (in parts per million) the corresponding SLD ( $y$  axis) was found in the gTLD.

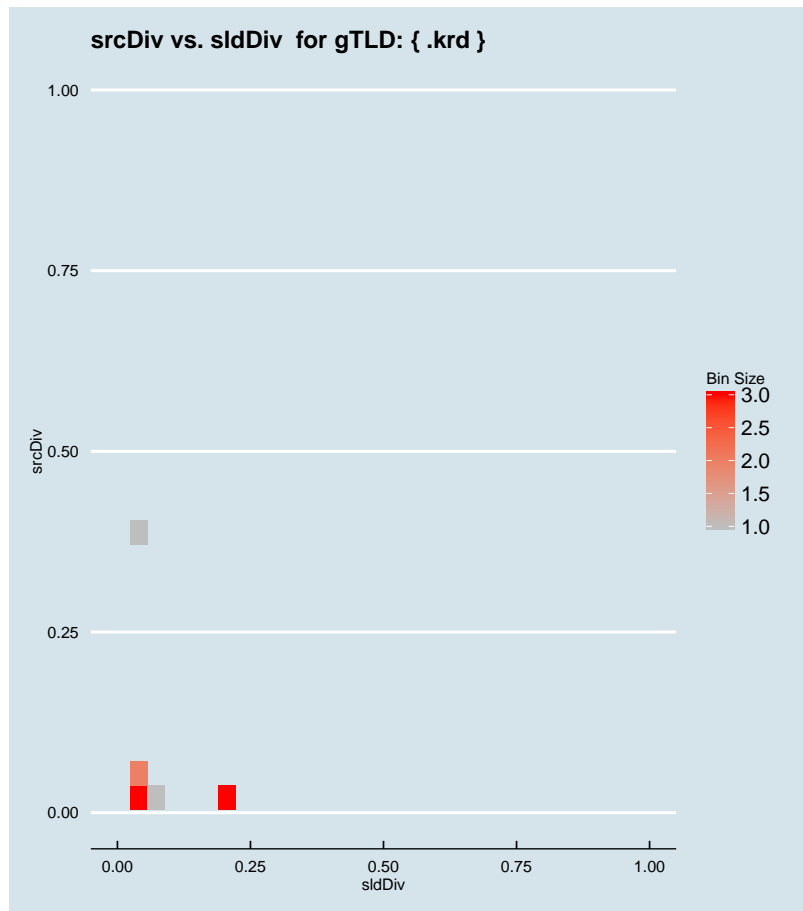


Figure 2.954: Binned scatter-plot of srcDiv and sldDiv for gTLD: { .krd }.

### :: 2.651 Representative SLDs for gTLD: { .kred }

In this section, we collect representative SLDs related to gTLD: 'kred'. We found 1 unique SLDs after filtering. A total of 8160 records were considered representative and they are 76.526% of the gTLD dump. Since the total number of records for this gTLD is 8160, there are 0 non-representative records (NRep). In addition, this set comprises 3.34E-6 of the entire data-set. Table 2.478 shows the corresponding SLDs ordered by the level of importance. Figure 2.955 shows the record count (PPM) for each representative SLD. Figure 2.956 shows the binned scatter-plot of srcDiv and sldDiv.

```

► { .kred }
Total SLDs: 1
a-sldDiv: 76.526%
a-oR: 0.000%
NRep: 0
    
```



Individual SLD descriptors for gTLD: {.kred}										
SLD	count	sldDiv	$\phi$ -sldDiv	ipcount	srcDiv	$\phi$ -srcDiv	oR	a-srcDiv	a-oR	rem
SHORTSLD	0.008	0.765	1.000	8.08E-4	0.099	0.016	3.34E-6	0.765	3.34E-6	0

Table 2.478: Top 1 most significant SLDs for gTLD 'kred'. The SLD list holds 76.526% of the entries found in the gTLD and 3.34E-6 of the total number of entries for the entire experiment. **count** represents the number of records found for the SLD (in parts per million). **sldDiv** is the raw count divided by the number of records of this gTLD dump file. **oR** is the ratio of raw count to the total number of records of the experiment.  $\phi$ -**sldDiv** represents the  $\phi$  percentile of sldDiv on the entire data-set. **a-srcDiv** is the cumulative srcDiv variable. **a-oR** is the cumulative oR.

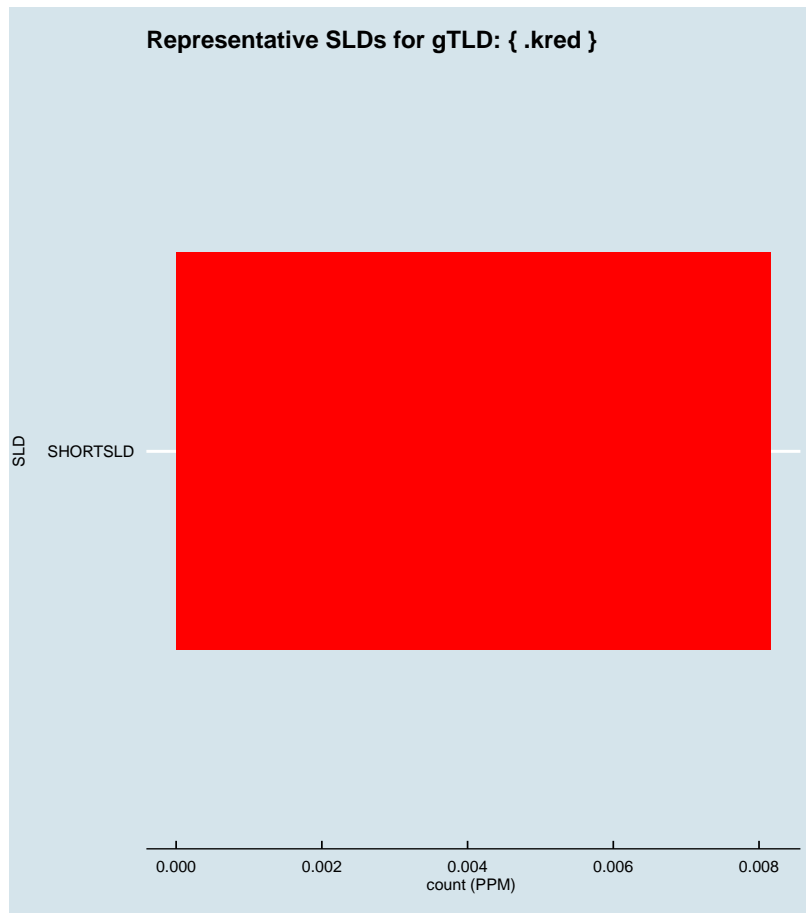


Figure 2.955: Representative SLDs for gTLD: { .kred}. The  $x$  axis displays number of times (in parts per million) the corresponding SLD ( $y$  axis) was found in the gTLD.

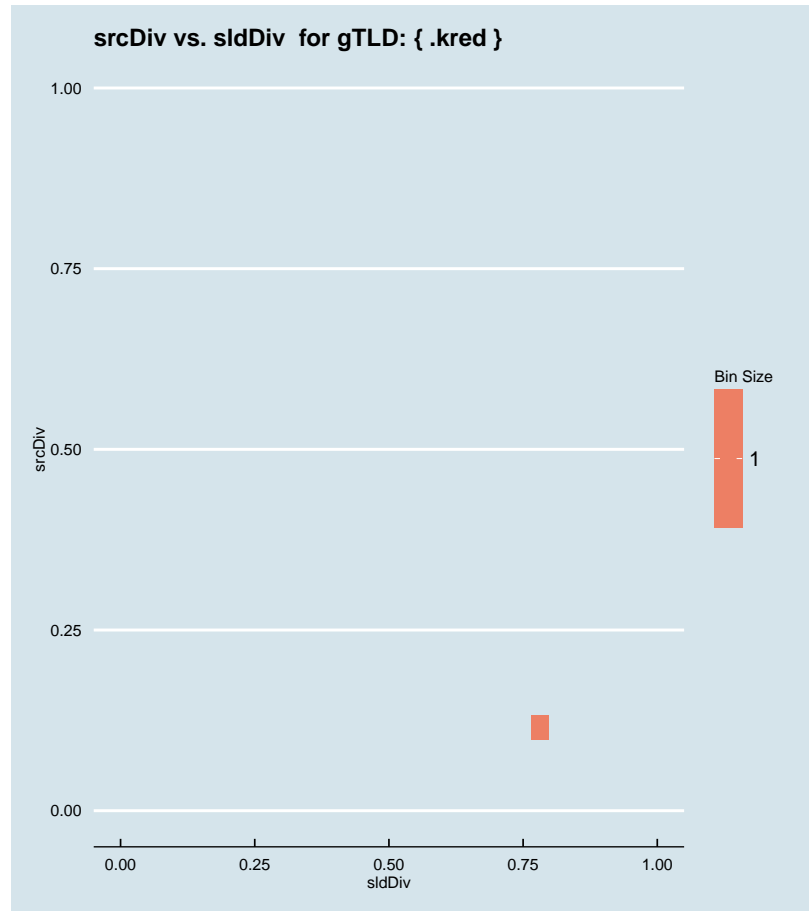


Figure 2.956: Binned scatter-plot of srcDiv and sldDiv for gTLD: {.kred}.

### :: 2.652 Representative SLDs for gTLD: {.ksb}

In this section, we collect representative SLDs related to gTLD: 'ksb'. We found 1 unique SLDs after filtering. A total of 2077 records were considered representative and they are 30.630% of the gTLD dump. Since the total number of records for this gTLD is 2077, there are 0 non-representative records (NRep). In addition, this set comprises  $8.51E-7$  of the entire data-set. Table 2.479 shows the corresponding SLDs ordered by the level of importance. Figure 2.957 shows the record count (PPM) for each representative SLD. Figure 2.958 shows the binned scatter-plot of srcDiv and sldDiv.

► {.ksb}  
Total SLDs: 1  
a-sldDiv: 30.630%  
a-oR: 0.000%  
NRep: 0



Individual SLD descriptors for gTLD: {ksb}										
SLD	count	sldDiv	$\phi$ -sldDiv	ipcount	srcDiv	$\phi$ -srcDiv	oR	a-srcDiv	a-oR	rem
SHORTSLD	0.002	0.306	1.000	1.61E-4	0.078	0.012	8.51E-7	0.306	8.51E-7	0

Table 2.479: Top 1 most significant SLDs for gTLD 'ksb'. The SLD list holds 30.630% of the entries found in the gTLD and 8.51E-7 of the total number of entries for the entire experiment. **count** represents the number of records found for the SLD (in parts per million). **sldDiv** is the raw count divided by the number of records of this gTLD dump file. **oR** is the ratio of raw count to the total number of records of the experiment.  **$\phi$ -sldDiv** represents the  $\phi$  percentile of sldDiv on the entire data-set. **a-srcDiv** is the cumulative srcDiv variable. **a-oR** is the cumulative oR.

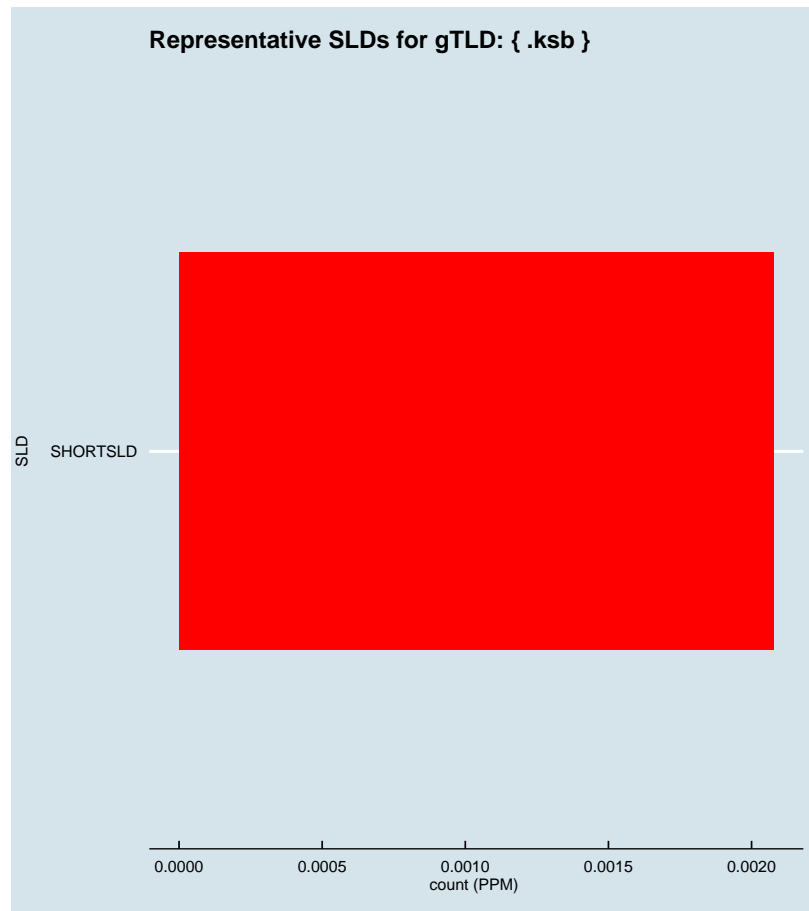


Figure 2.957: Representative SLDs for gTLD: { .ksb }. The  $x$  axis displays number of times (in parts per million) the corresponding SLD ( $y$  axis) was found in the gTLD.

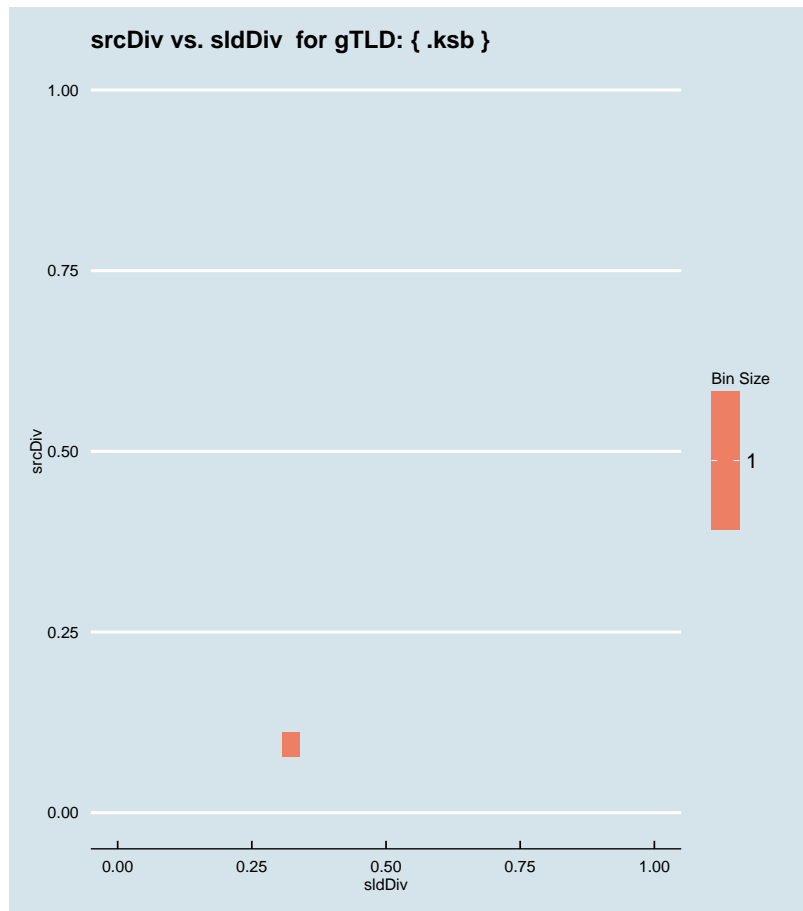


Figure 2.958: Binned scatter-plot of srcDiv and sldDiv for gTLD: { .ksb }.

∴ 2.653 Representative SLDs for gTLD: { .kyknet }

In this section, we collect representative SLDs related to gTLD: 'kyknet'. We found 0 unique SLDs after filtering. A total of 0 records were considered representative and they are 0.000% of the gTLD dump. Since the total number of records for this gTLD is 0, there are 0 non-representative records (NRep). In addition, this set comprises 0E0 of the entire data-set.

```
► { .kyknet }
Total SLDs: 0
a-sldDiv: 0.000%
a-oR: 0.000%
NRep: 0
```

∴ 2.654 Representative SLDs for gTLD: { .kyoto }

In this section, we collect representative SLDs related to gTLD: 'kyoto'. We found 1

```
► { .kyoto }
Total SLDs: 1
a-sldDiv: 15.205%
a-oR: 0.000%
NRep: 0
```

unique SLDs after filtering. A total of 2079 records were considered representative and they are 15.205% of the gTLD dump. Since the total number of records for this gTLD is 2079, there are 0 non-representative records (NRep). In addition, this set comprises  $8.52E-7$  of the entire data-set. Table 2.480 shows the corresponding SLDs ordered by the level of importance. Figure 2.959 shows the record count (PPM) for each representative SLD. Figure 2.960 shows the binned scatter-plot of srcDiv and sldDiv.

Individual SLD descriptors for gTLD: {kyoto}										
SLD	count	sldDiv	$\phi$ -sldDiv	ipcount	srcDiv	$\phi$ -srcDiv	oR	a-srcDiv	a-oR	rem
mbox	0.002	0.152	1.000	0.001	0.592	0.192	$8.52E-7$	0.152	$8.52E-7$	0

Table 2.480: Top 1 most significant SLDs for gTLD 'kyoto'. The SLD list holds 15.205% of the entries found in the gTLD and  $8.52E-7$  of the total number of entries for the entire experiment. **count** represents the number of records found for the SLD (in parts per million). **sldDiv** is the raw count divided by the number of records of this gTLD dump file. **oR** is the ratio of raw count to the total number of records of the experiment.  **$\phi$ -sldDiv** represents the  $\phi$  percentile of sldDiv on the entire data-set. **a-srcDiv** is the cumulative srcDiv variable. **a-oR** is the cumulative oR.

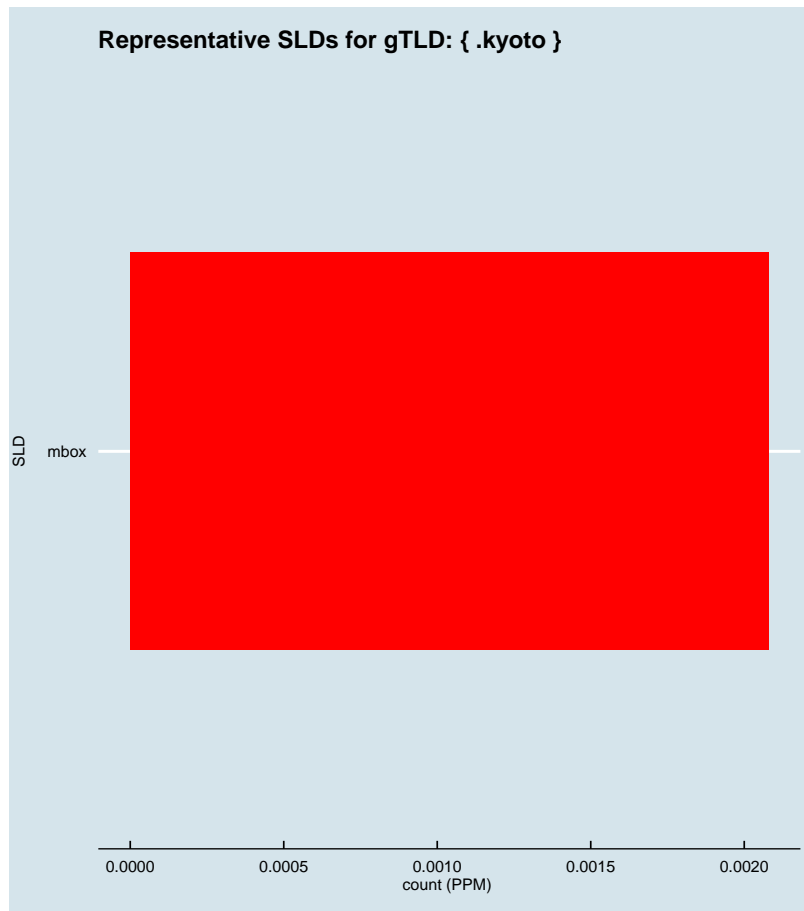


Figure 2.959: Representative SLDs for gTLD: { .kyoto }. The  $x$  axis displays number of times (in parts per million) the corresponding SLD ( $y$  axis) was found in the gTLD.



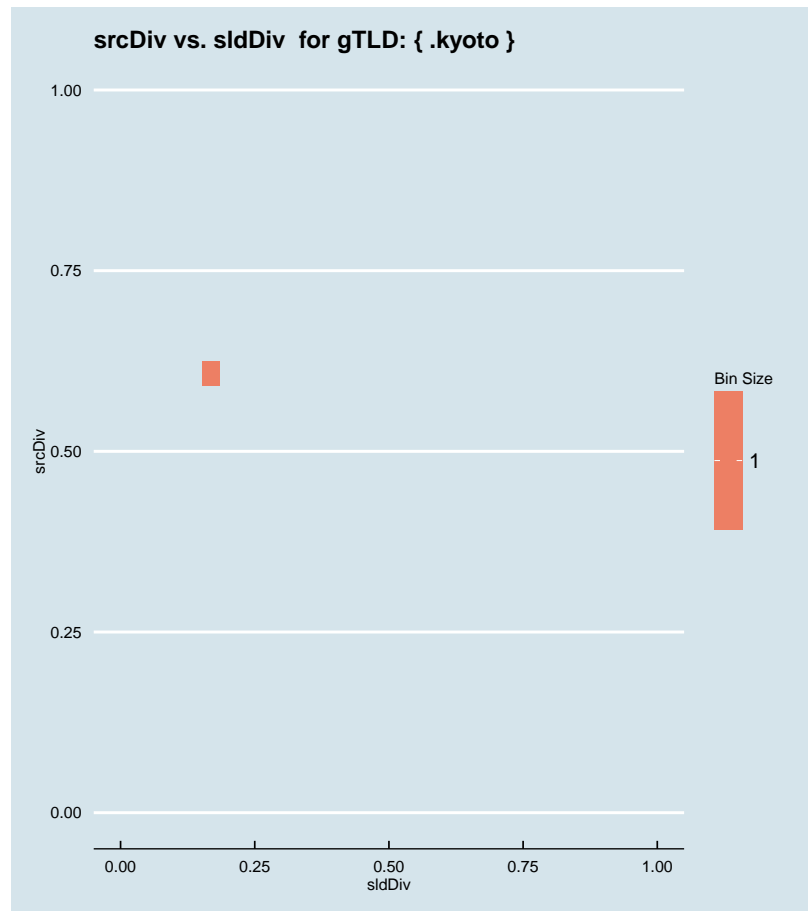


Figure 2.960: Binned scatter-plot of srcDiv and sldDiv for gTLD: { .kyoto }.

### :: 2.655 Representative SLDs for gTLD: { .lacaixa }

In this section, we collect representative SLDs related to gTLD: 'lacaixa'. We found 2 unique SLDs after filtering. A total of 3770 records were considered representative and they are 65.668% of the gTLD dump. Since the total number of records for this gTLD is 3770, there are 0 non-representative records (NRep). In addition, this set comprises  $1.54E-6$  of the entire data-set. Table 2.481 shows the corresponding SLDs ordered by the level of importance. Figure 2.961 shows the record count (PPM) for each representative SLD. Figure 2.962 shows the binned scatter-plot of srcDiv and sldDiv.

► { .lacaixa }  
Total SLDs: 2  
a-sldDiv: 65.668%  
a-oR: 0.000%  
NRep: 0



Individual SLD descriptors for gTLD: {.lacaixa}										
SLD	count	sldDiv	$\phi$ -sldDiv	ipcount	srcDiv	$\phi$ -srcDiv	oR	a-srcDiv	a-oR	rem
INVALID	0.002	0.400	1.000	2.78E-4	0.121	0.022	9.4E-7	0.400	9.4E-7	1476
INCATE	0.001	0.257	1.000	5.42E-4	0.367	0.101	6.05E-7	0.657	1.54E-6	0

Table 2.481: Top 2 most significant SLDs for gTLD 'lacaixa'. The SLD list holds 65.668% of the entries found in the gTLD and 1.54E-6 of the total number of entries for the entire experiment. **count** represents the number of records found for the SLD (in parts per million). **sldDiv** is the raw count divided by the number of records of this gTLD dump file. **oR** is the ratio of raw count to the total number of records of the experiment.  $\phi$ -**sldDiv** represents the  $\phi$  percentile of sldDiv on the entire data-set. **a-srcDiv** is the cumulative srcDiv variable. **a-oR** is the cumulative oR.

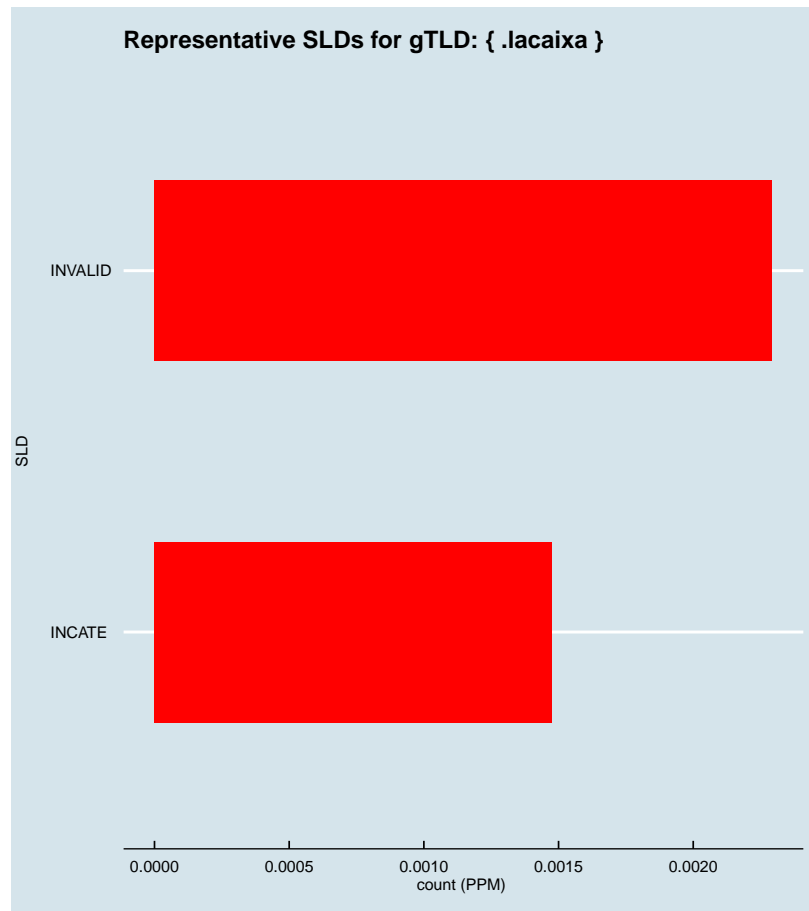


Figure 2.961: Representative SLDs for gTLD: { .lacaixa}. The x axis displays number of times (in parts per million) the corresponding SLD (y axis) was found in the gTLD.

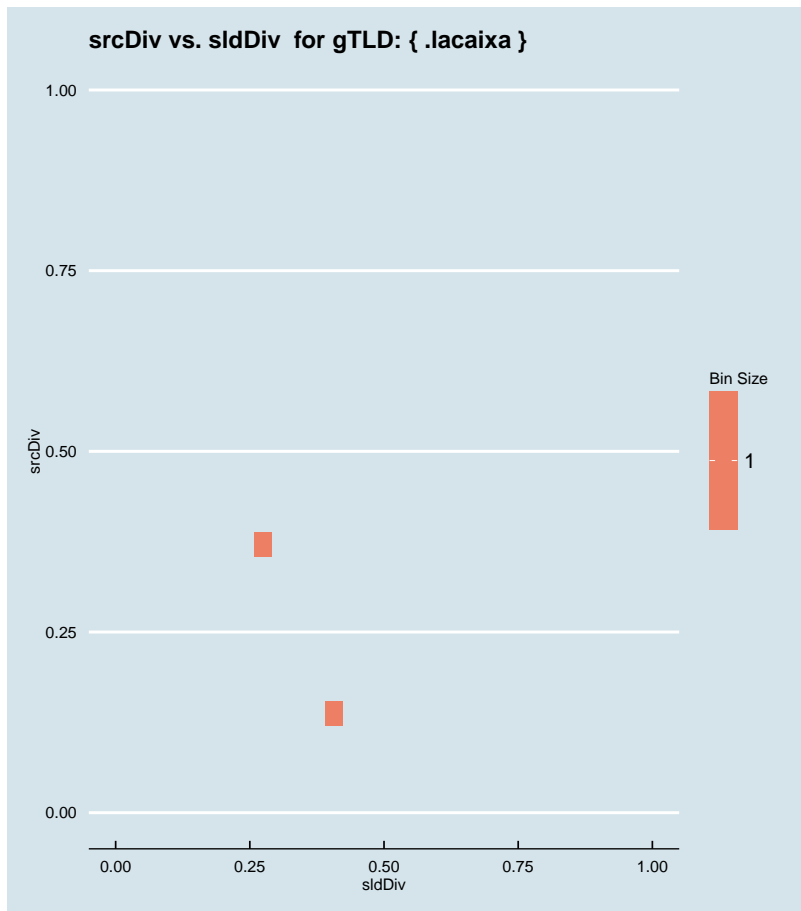


Figure 2.962: Binned scatter-plot of srcDiv and sldDiv for gTLD: { .lacaixa }.

∴ 2.656 Representative SLDs for gTLD: { .ladbrokes }

In this section, we collect representative SLDs related to gTLD: 'ladbrokes'. We found 0 unique SLDs after filtering. A total of 0 records were considered representative and they are 0.000% of the gTLD dump. Since the total number of records for this gTLD is 0, there are 0 non-representative records (NRep). In addition, this set comprises 0E0 of the entire data-set.

► { .ladbrokes }  
 Total SLDs: 0  
 a-sldDiv: 0.000%  
 a-oR: 0.000%  
 NRep: 0

∴ 2.657 Representative SLDs for gTLD: { .lamborghini }

In this section, we collect representative SLDs related to gTLD: 'lamborghini'. We

► { .lamborghini }  
 Total SLDs: 0  
 a-sldDiv: 0.000%  
 a-oR: 0.000%  
 NRep: 0

found 0 unique SLDs after filtering. A total of 0 records were considered representative and they are 0.000% of the gTLD dump. Since the total number of records for this gTLD is 0, there are 0 non-representative records (NRep). In addition, this set comprises 0E0 of the entire data-set.

### :: 2.658 Representative SLDs for gTLD: {.lamer}

In this section, we collect representative SLDs related to gTLD: 'lamer'. We found 0 unique SLDs after filtering. A total of 0 records were considered representative and they are 0.000% of the gTLD dump. Since the total number of records for this gTLD is 0, there are 0 non-representative records (NRep). In addition, this set comprises 0E0 of the entire data-set.

▶ {.lamer}  
Total SLDs: 0  
a-sldDiv: 0.000%  
a-oR: 0.000%  
NRep: 0

### :: 2.659 Representative SLDs for gTLD: {.lancaster}

In this section, we collect representative SLDs related to gTLD: 'lancaster'. We found 2 unique SLDs after filtering. A total of 3697 records were considered representative and they are 34.074% of the gTLD dump. Since the total number of records for this gTLD is 3697, there are 0 non-representative records (NRep). In addition, this set comprises 1.52E−6 of the entire data-set. Table 2.482 shows the corresponding SLDs ordered by the level of importance. Figure 2.963 shows the record count (PPM) for each representative SLD. Figure 2.964 shows the binned scatter-plot of srcDiv and sldDiv.

▶ {.lancaster}  
Total SLDs: 2  
a-sldDiv: 34.074%  
a-oR: 0.000%  
NRep: 0

Individual SLD descriptors for gTLD: {.lancaster}										
SLD	count	sldDiv	$\phi$ -sldDiv	ipcount	srcDiv	$\phi$ -srcDiv	oR	a-srcDiv	a-oR	rem
INVALID	0.002	0.207	1.000	1.94E−4	0.086	0.014	9.22E−7	0.207	9.22E−7	1447
RANDOM10	0.001	0.133	1.000	1.44E−4	0.100	0.016	5.93E−7	0.341	1.52E−6	0

Table 2.482: Top 2 most significant SLDs for gTLD 'lancaster'. The SLD list holds 34.074% of the entries found in the gTLD and 1.52E−6 of the total number of entries for the entire experiment. **count** represents the number of records found for the SLD (in parts per million). **sldDiv** is the raw count divided by the number of records of this gTLD dump file. **oR** is the ratio of raw count to the total number of records of the experiment.  **$\phi$ -sldDiv** represents the  $\phi$  percentile of sldDiv on the entire data-set. **a-srcDiv** is the cumulative srcDiv variable. **a-oR** is the cumulative oR.

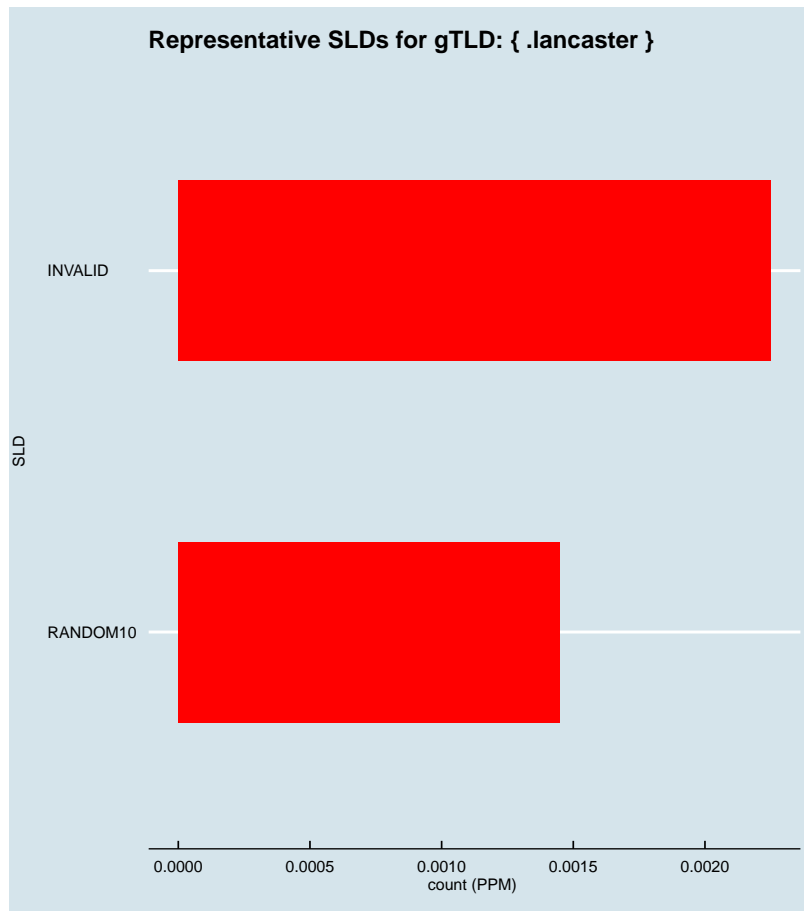


Figure 2.963: Representative SLDs for gTLD: { .lancaster }. The x axis displays number of times (in parts per million) the corresponding SLD (y axis) was found in the gTLD.

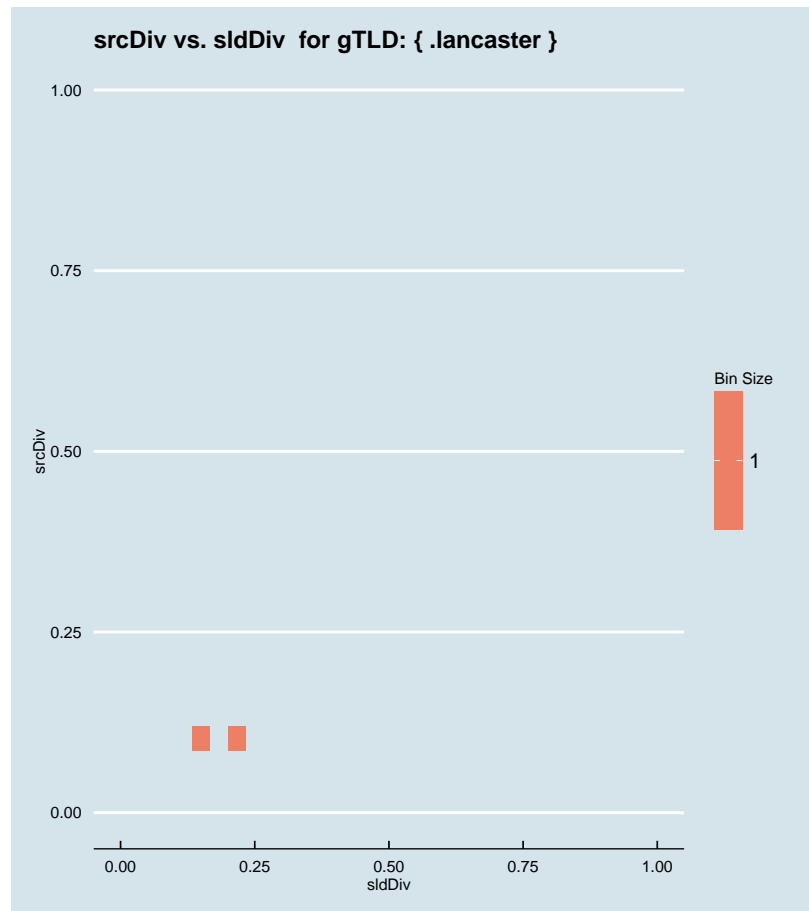


Figure 2.964: Binned scatter-plot of srcDiv and sldDiv for gTLD: {.lancaster}.

### :: 2.660 Representative SLDs for gTLD: {.lancia}

In this section, we collect representative SLDs related to gTLD: 'lancia'. We found 0 unique SLDs after filtering. A total of 0 records were considered representative and they are 0.000% of the gTLD dump. Since the total number of records for this gTLD is 0, there are 0 non-representative records (NRep). In addition, this set comprises 0E0 of the entire data-set.

▶ {.lancia}  
Total SLDs: 0  
a-sldDiv: 0.000%  
a-oR: 0.000%  
NRep: 0

### :: 2.661 Representative SLDs for gTLD: {.lancome}

In this section, we collect representative SLDs related to gTLD: 'lancome'. We found

▶ {.lancome}  
Total SLDs: 0  
a-sldDiv: 0.000%  
a-oR: 0.000%  
NRep: 0

0 unique SLDs after filtering. A total of 0 records were considered representative and they are 0.000% of the gTLD dump. Since the total number of records for this gTLD is 0, there are 0 non-representative records (NRep). In addition, this set comprises 0E0 of the entire data-set.

### :: 2.662 Representative SLDs for gTLD: {.land}

In this section, we collect representative SLDs related to gTLD: 'land'. We found 17 unique SLDs after filtering. A total of 67371 records were considered representative and they are 77.322% of the gTLD dump. Since the total number of records for this gTLD is 67371, there are 0 non-representative records (NRep). In addition, this set comprises 2.76E-5 of the entire data-set. Table 2.483 shows the corresponding SLDs ordered by the level of importance. Figure 2.965 shows the record count (PPM) for each representative SLD. Figure 2.966 shows the binned scatter-plot of srcDiv and sldDiv.

► {.land}  
 Total SLDs: 17  
 a-sldDiv: 77.322%  
 a-oR: 0.003%  
 NRep: 0

Individual SLD descriptors for gTLD: {.land}										
SLD	count	sldDiv	$\phi$ -sldDiv	ipcount	srcDiv	$\phi$ -srcDiv	oR	a-srcDiv	a-oR	rem
INVALID	0.017	0.196	1.000	0.001	0.062	0.008	7.01E-6	0.196	7.01E-6	50272
INCATF	0.011	0.126	1.000	0.001	0.124	0.023	4.5E-6	0.322	1.15E-5	39289
dla	0.005	0.060	1.000	1.8E-5	0.003	1.14E-4	2.13E-6	0.382	1.36E-5	34086
INCATB	0.004	0.052	1.000	9.33E-4	0.208	0.049	1.84E-6	0.434	1.55E-5	29595
RANDOM13	0.004	0.047	1.000	7.05E-4	0.171	0.037	1.69E-6	0.481	1.72E-5	25482
bc7	0.004	0.041	1.000	4.11E-4	0.116	0.021	1.45E-6	0.521	1.86E-5	21939
mortgagepr...	0.003	0.034	1.000	2.62E-4	0.089	0.014	1.21E-6	0.555	1.98E-5	18980
INCATC	0.003	0.029	0.999	6.76E-4	0.265	0.067	1.05E-6	0.585	2.09E-5	16430
dixi	0.002	0.027	0.999	1E-5	0.004	1.52E-4	9.6E-7	0.612	2.18E-5	14088
zitrus	0.002	0.026	0.999	3.9E-5	0.017	0.001	9.42E-7	0.638	2.28E-5	11790
fcc	0.002	0.026	0.999	2.75E-4	0.122	0.022	9.26E-7	0.664	2.37E-5	9531
RANDOM10	0.002	0.025	0.999	5.56E-4	0.260	0.066	8.75E-7	0.688	2.46E-5	7395
disney	0.002	0.021	0.999	1.63E-4	0.088	0.014	7.55E-7	0.709	2.53E-5	5553
wonder	0.002	0.019	0.999	1.64E-4	0.100	0.017	6.7E-7	0.728	2.6E-5	3919
wpad	0.001	0.017	0.999	5.32E-4	0.362	0.100	6.03E-7	0.745	2.66E-5	2448
asj	0.001	0.014	0.999	1.88E-4	0.150	0.030	5.15E-7	0.760	2.71E-5	1192
SHORTSLD	0.001	0.014	0.999	6.82E-4	0.572	0.190	4.88E-7	0.773	2.76E-5	0

Table 2.483: Top 17 most significant SLDs for gTLD 'land'. The SLD list holds 77.322% of the entries found in the gTLD and 2.76E-5 of the total number of entries for the entire experiment. **count** represents the number of records found for the SLD (in parts per million). **sldDiv** is the raw count divided by the number of records of this gTLD dump file. **oR** is the ratio of raw count to the total number of records of the experiment.  **$\phi$ -sldDiv** represents the  $\phi$  percentile of sldDiv on the entire data-set. **a-srcDiv** is the cumulative srcDiv variable. **a-oR** is the cumulative oR.



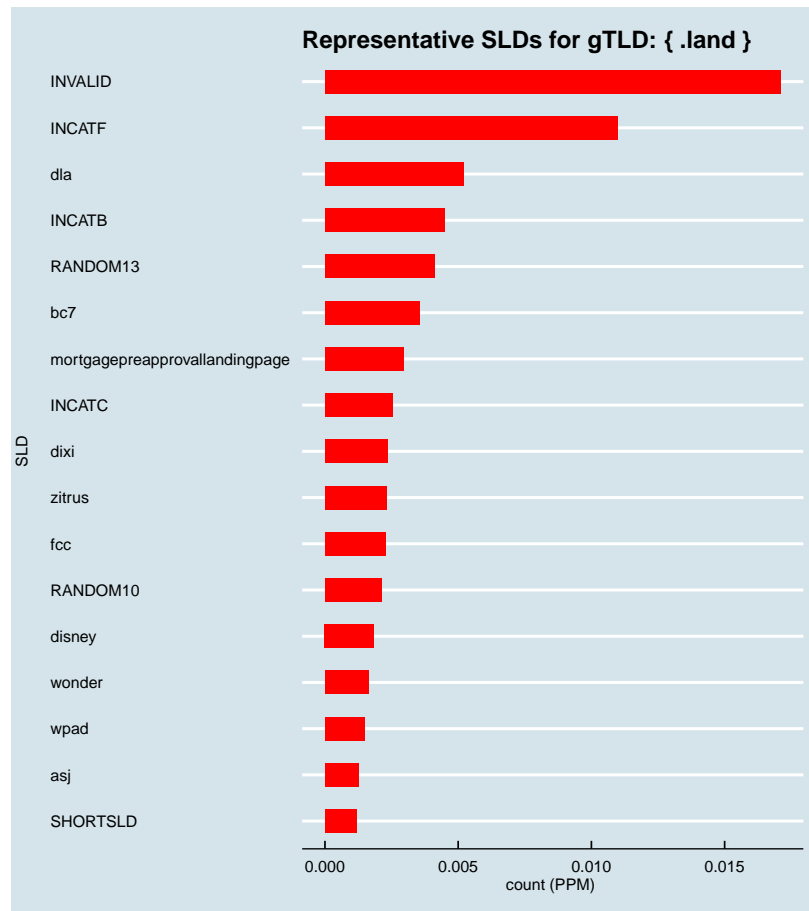


Figure 2.965: Representative SLDs for gTLD: { .land }. The  $x$  axis displays number of times (in parts per million) the corresponding SLD ( $y$  axis) was found in the gTLD.

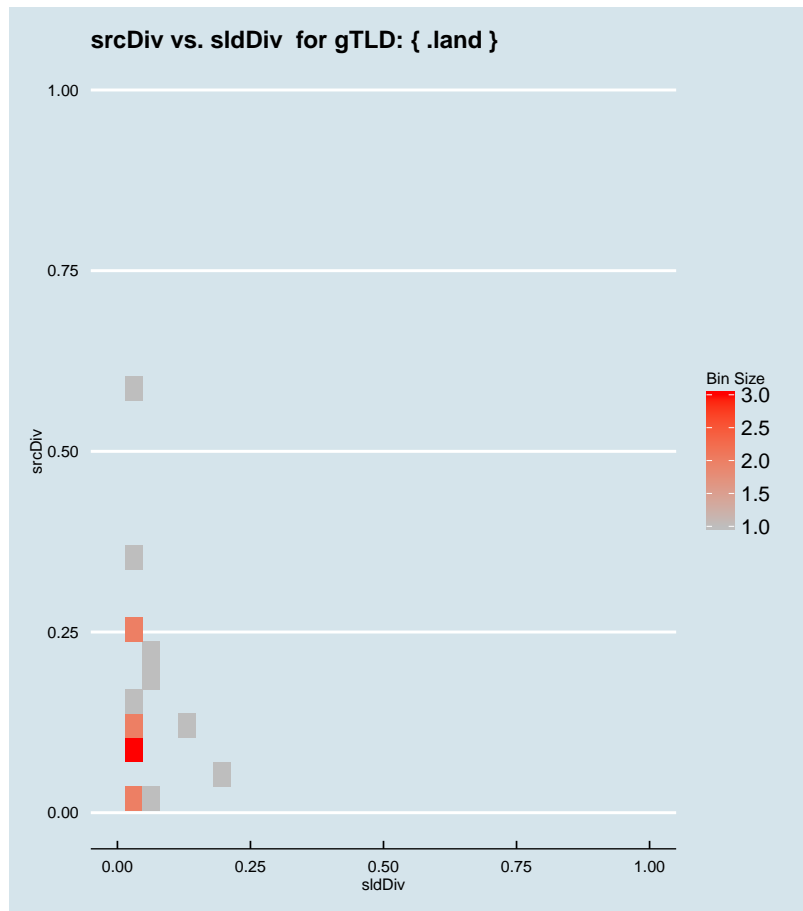


Figure 2.966: Binned scatter-plot of srcDiv and sldDiv for gTLD: {.land}.

### :: 2.663 Representative SLDs for gTLD: {.landrover}

In this section, we collect representative SLDs related to gTLD: 'landrover'. We found 2 unique SLDs after filtering. A total of 3706 records were considered representative and they are 70.296% of the gTLD-dump. Since the total number of records for this gTLD is 3706, there are 0 non-representative records (NRep). In addition, this set comprises 1.52E-6 of the entire data-set. Table 2.484 shows the corresponding SLDs ordered by the level of importance. Figure 2.967 shows the record count (PPM) for each representative SLD. Figure 2.968 shows the binned scatter-plot of srcDiv and sldDiv.

```

► {.landrover}
Total SLDs: 2
a-sldDiv: 70.296%
a-oR: 0.000%
NRep: 0
    
```

Individual SLD descriptors for gTLD: {.landrover}										
SLD	count	sldDiv	$\phi$ -sldDiv	ipcount	srcDiv	$\phi$ -srcDiv	oR	a-srcDiv	a-oR	rem
gaydon	0.002	0.417	1.000	1.57E-4	0.071	0.010	9.01E-7	0.417	9.01E-7	1507
RANDOM13	0.002	0.286	1.000	2.45E-4	0.163	0.033	6.18E-7	0.703	1.52E-6	0

Table 2.484: Top 2 most significant SLDs for gTLD 'landrover'. The SLD list holds 70.296% of the entries found in the gTLD and 1.52E-6 of the total number of entries for the entire experiment. **count** represents the number of records found for the SLD (in parts per million). **sldDiv** is the raw count divided by the number of records of this gTLD dump file. **oR** is the ratio of raw count to the total number of records of the experiment.  $\phi$ -**sldDiv** represents the  $\phi$  percentile of sldDiv on the entire data-set. **a-srcDiv** is the cumulative srcDiv variable. **a-oR** is the cumulative oR.

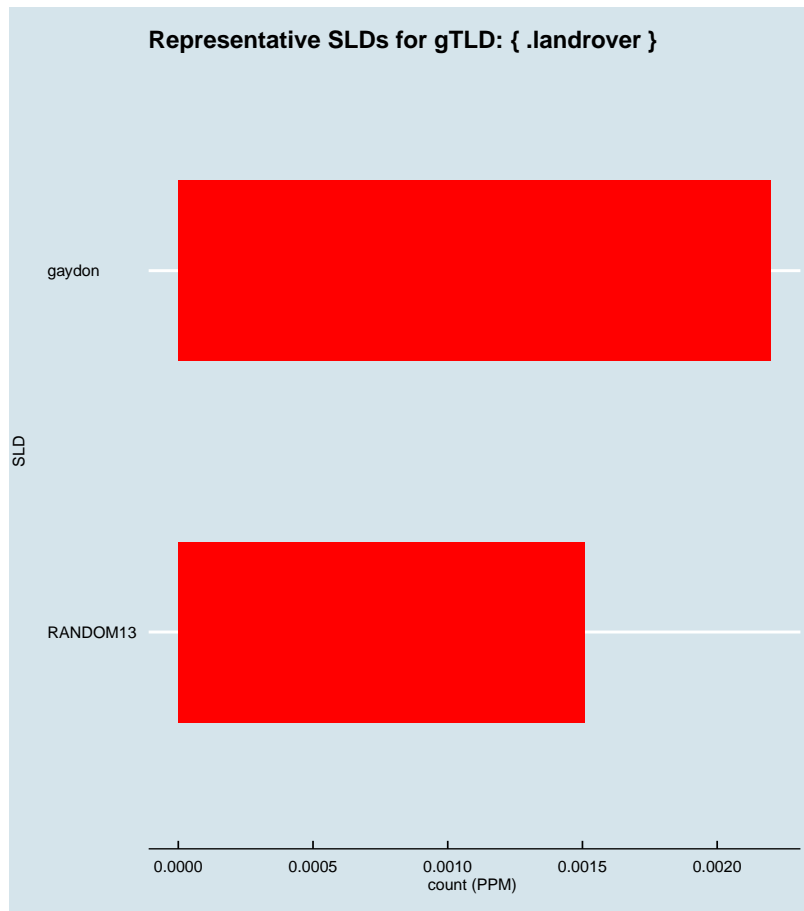


Figure 2.967: Representative SLDs for gTLD: { .landrover}. The x axis displays number of times (in parts per million) the corresponding SLD (y axis) was found in the gTLD.

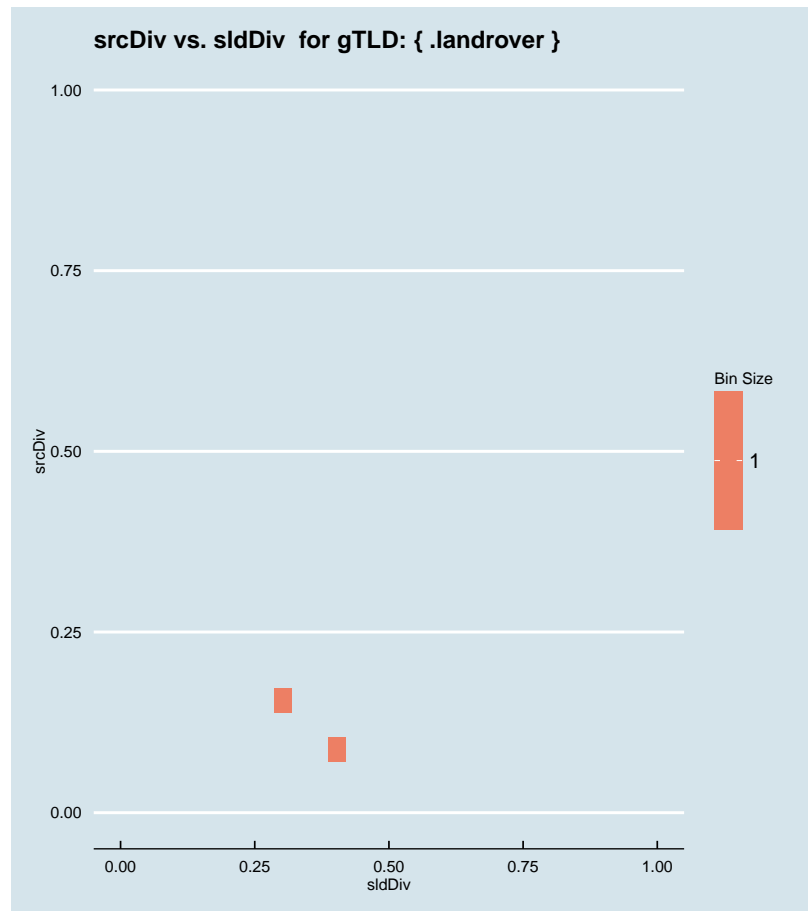


Figure 2.968: Binned scatter-plot of srcDiv and sldDiv for gTLD: { .landrover}.

### :: 2.664 Representative SLDs for gTLD: { .lanxess }

In this section, we collect representative SLDs related to gTLD: 'lanxess'. We found 6 unique SLDs after filtering. A total of 641122 records were considered representative and they are 99.739% of the gTLD dump. Since the total number of records for this gTLD is 641122, there are 0 non-representative records (NRep). In addition, this set comprises 2.63E-4 of the entire data-set. Table 2.485 shows the corresponding SLDs ordered by the level of importance. Figure 2.969 shows the record count (PPM) for each representative SLD. Figure 2.970 shows the binned scatter-plot of srcDiv and sldDiv.

► { .lanxess }  
Total SLDs: 6  
a-sldDiv: 99.739%  
a-oR: 0.026%  
NRep: 0



Individual SLD descriptors for gTLD: {lanxess}										
SLD	count	sldDiv	$\phi$ -sldDiv	ipcount	srcDiv	$\phi$ -srcDiv	oR	a-srcDiv	a-oR	rem
INCATC	0.528	0.822	1.000	0.011	0.021	0.002	2.16E-4	0.822	2.16E-4	113048
INCATB	0.084	0.131	1.000	0.006	0.067	0.009	3.44E-5	0.952	2.51E-4	29089
portal	0.014	0.022	0.999	0.002	0.154	0.031	5.71E-6	0.974	2.57E-4	15150
INCATD	0.011	0.018	0.999	6.08E-4	0.054	0.007	4.63E-6	0.991	2.61E-4	3855
intranet	0.002	0.003	0.998	1.78E-4	0.079	0.012	9.2E-7	0.995	2.62E-4	1611
unid	0.002	0.003	0.998	3.9E-4	0.242	0.057	6.6E-7	0.997	2.63E-4	0

Table 2.485: Top 6 most significant SLDs for gTLD 'lanxess'. The SLD list holds 99.739% of the entries found in the gTLD and 2.63E-4 of the total number of entries for the entire experiment. **count** represents the number of records found for the SLD (in parts per million). **sldDiv** is the raw count divided by the number of records of this gTLD dump file. **oR** is the ratio of raw count to the total number of records of the experiment.  $\phi$ -**sldDiv** represents the  $\phi$  percentile of sldDiv on the entire data-set. **a-srcDiv** is the cumulative srcDiv variable. **a-oR** is the cumulative oR.

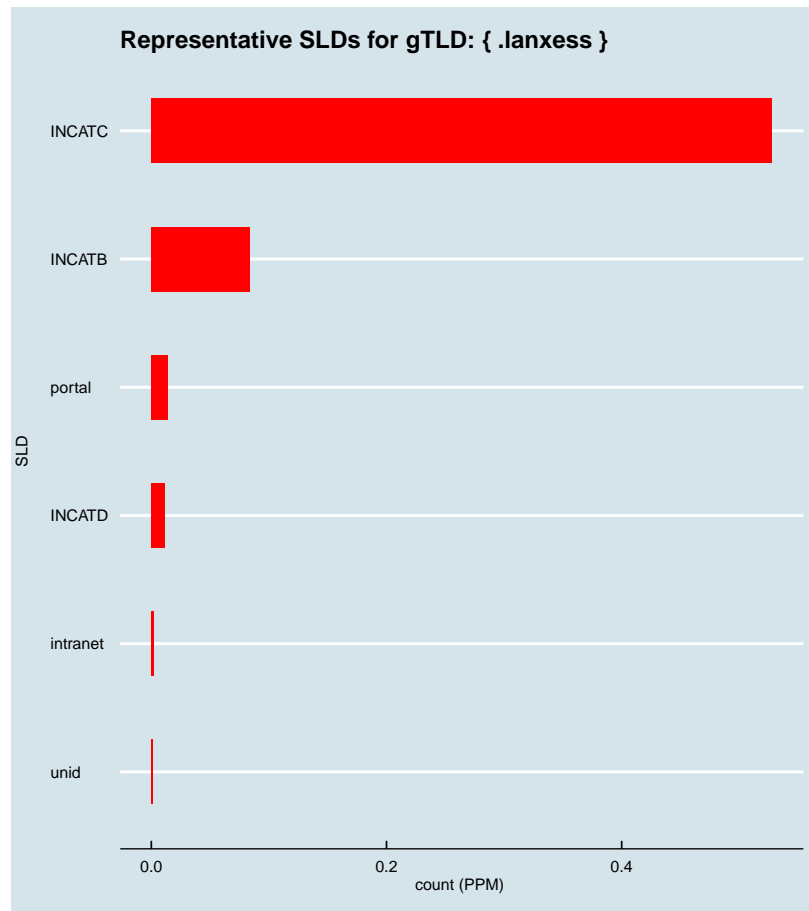


Figure 2.969: Representative SLDs for gTLD: { .lanxess}. The  $x$  axis displays number of times (in parts per million) the corresponding SLD ( $y$  axis) was found in the gTLD.

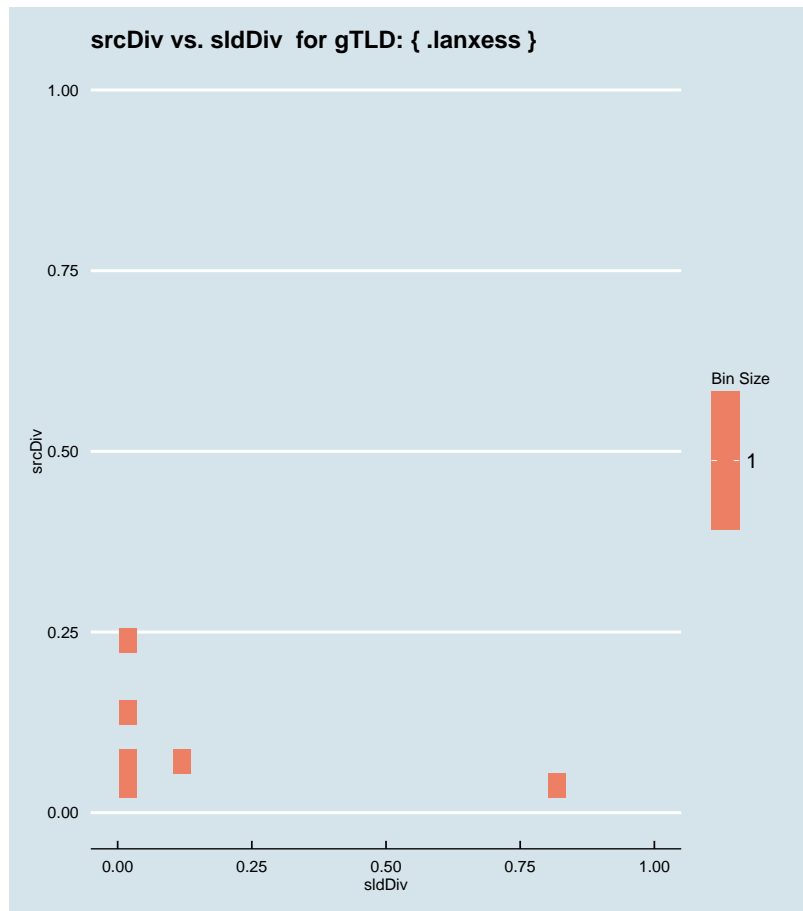


Figure 2.970: Binned scatter-plot of srcDiv and sldDiv for gTLD: {.lanxess}.

### :: 2.665 Representative SLDs for gTLD: {.lasalle}

In this section, we collect representative SLDs related to gTLD: 'lasalle'. We found 10 unique SLDs after filtering. A total of 33905 records were considered representative and they are 80.078% of the gTLD dump. Since the total number of records for this gTLD is 33905, there are 0 non-representative records (NRep). In addition, this set comprises  $1.39E-5$  of the entire data-set. Table 2.486 shows the corresponding SLDs ordered by the level of importance. Figure 2.971 shows the record count (PPM) for each representative SLD. Figure 2.972 shows the binned scatter-plot of srcDiv and sldDiv.

► {.lasalle}  
 Total SLDs: 10  
 a-sldDiv: 80.078%  
 a-oR: 0.001%  
 NRep: 0



Individual SLD descriptors for gTLD: {.lasalle}										
SLD	count	sldDiv	$\phi$ -sldDiv	ipcount	srcDiv	$\phi$ -srcDiv	oR	a-srcDiv	a-oR	rem
cseu	0.006	0.147	1.000	3.9E-4	0.063	0.009	2.55E-6	0.147	2.55E-6	27685
alumnos	0.004	0.102	1.000	5.6E-5	0.013	7.47E-4	1.77E-6	0.249	4.32E-6	23361
INCATF	0.004	0.101	1.000	3.77E-4	0.088	0.014	1.75E-6	0.350	6.07E-6	19101
RANDOM13	0.004	0.098	1.000	2.9E-4	0.070	0.010	1.69E-6	0.447	7.76E-6	14968
RANDOM10	0.004	0.097	1.000	1.96E-4	0.048	0.006	1.68E-6	0.544	9.44E-6	10880
INCATB	0.004	0.093	1.000	7.95E-4	0.201	0.048	1.62E-6	0.637	1.11E-5	6929
INVALID	0.002	0.050	1.000	2.76E-4	0.130	0.025	8.67E-7	0.687	1.19E-5	4813
colegio	0.002	0.048	1.000	4.6E-5	0.023	0.002	8.27E-7	0.735	1.27E-5	2794
lab	0.002	0.037	1.000	1.5E-5	0.010	4.67E-4	6.43E-7	0.772	1.34E-5	1226
faculdade	0.001	0.029	0.999	8.1E-5	0.066	0.009	5.02E-7	0.801	1.39E-5	0

Table 2.486: Top 10 most significant SLDs for gTLD 'lasalle'. The SLD list holds 80.078% of the entries found in the gTLD and 1.39E-5 of the total number of entries for the entire experiment. **count** represents the number of records found for the SLD (in parts per million). **sldDiv** is the raw count divided by the number of records of this gTLD dump file. **oR** is the ratio of raw count to the total number of records of the experiment.  **$\phi$ -sldDiv** represents the  $\phi$  percentile of sldDiv on the entire data-set. **a-srcDiv** is the cumulative srcDiv variable. **a-oR** is the cumulative oR.

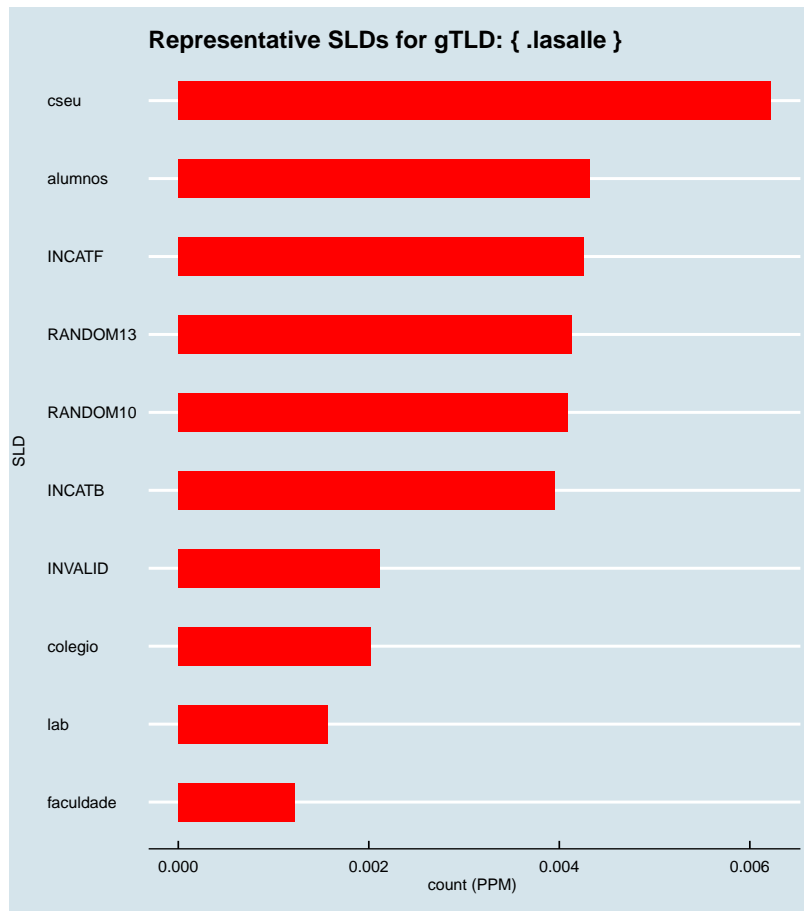


Figure 2.971: Representative SLDs for gTLD: { .lasalle}. The *x* axis displays number of times (in parts per million) the corresponding SLD (*y* axis) was found in the gTLD.

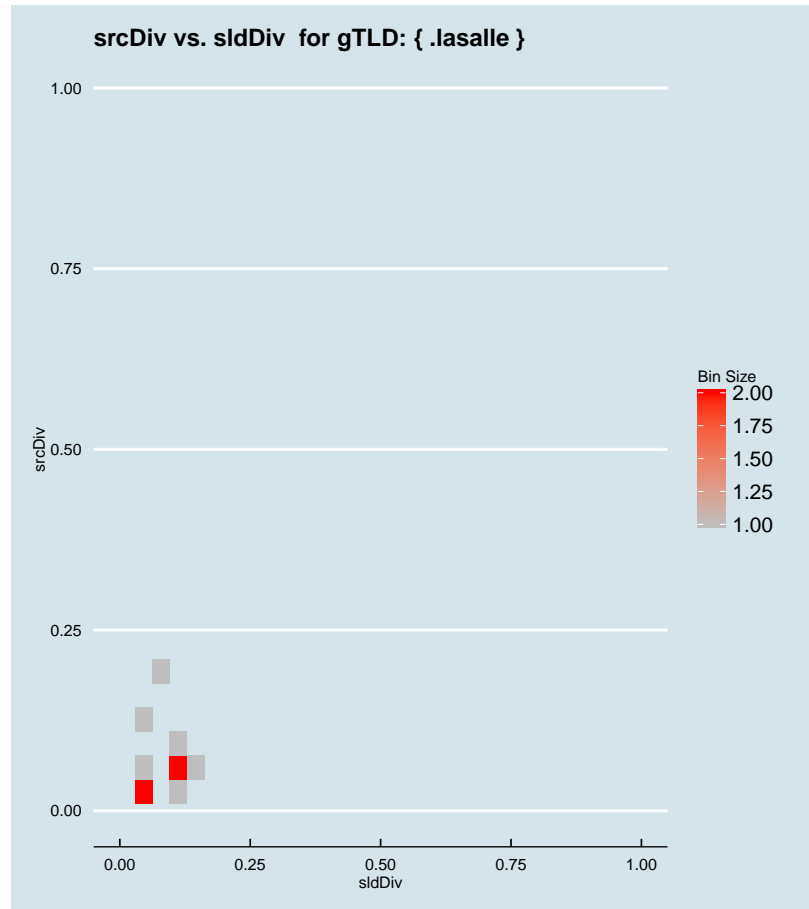


Figure 2.972: Binned scatter-plot of srcDiv and sldDiv for gTLD: { .lasalle}.

### :: 2.666 Representative SLDs for gTLD: { .lat }

In this section, we collect representative SLDs related to gTLD: 'lat'. We found 10 unique SLDs after filtering. A total of 40693 records were considered representative and they are 76.069% of the gTLD dump. Since the total number of records for this gTLD is 40693, there are 0 non-representative records (NRep). In addition, this set comprises  $1.67E-5$  of the entire data-set. Table 2.487 shows the corresponding SLDs ordered by the level of importance. Figure 2.973 shows the record count (PPM) for each representative SLD. Figure 2.974 shows the binned scatter-plot of srcDiv and sldDiv.

► { .lat }  
Total SLDs: 10  
a-sldDiv: 76.069%  
a-oR: 0.002%  
NRep: 0

Individual SLD descriptors for gTLD: {lat}										
SLD	count	sldDiv	$\phi$ -sldDiv	ipcount	srcDiv	$\phi$ -srcDiv	oR	a-srcDiv	a-oR	rem
INCATF	0.012	0.218	1.000	7.3E-4	0.062	0.008	4.79E-6	0.218	4.79E-6	29010
granarolo	0.006	0.121	1.000	3.86E-4	0.059	0.008	2.66E-6	0.340	7.45E-6	22515
loedige	0.005	0.095	1.000	3.25E-4	0.064	0.009	2.08E-6	0.435	9.53E-6	17432
RANDOM10	0.004	0.079	1.000	3.32E-4	0.079	0.012	1.73E-6	0.514	1.13E-5	13206
mjt	0.003	0.058	1.000	0.002	0.523	0.179	1.27E-6	0.572	1.25E-5	10102
RANDOM13	0.002	0.047	1.000	4.39E-4	0.176	0.038	1.02E-6	0.619	1.36E-5	7606
INVALID	0.002	0.041	1.000	1.88E-4	0.085	0.013	9.08E-7	0.660	1.45E-5	5391
INCATB	0.002	0.039	1.000	4.31E-4	0.205	0.048	8.61E-7	0.699	1.53E-5	3291
mct	0.002	0.038	1.000	1.6E-5	0.008	3.52E-4	8.36E-7	0.737	1.62E-5	1250
INCATE	0.001	0.023	0.999	9.94E-4	0.795	0.266	5.12E-7	0.761	1.67E-5	0

Table 2.487: Top 10 most significant SLDs for gTLD 'lat'. The SLD list holds 76.069% of the entries found in the gTLD and 1.67E-5 of the total number of entries for the entire experiment. **count** represents the number of records found for the SLD (in parts per million). **sldDiv** is the raw count divided by the number of records of this gTLD dump file. **oR** is the ratio of raw count to the total number of records of the experiment.  **$\phi$ -sldDiv** represents the  $\phi$  percentile of sldDiv on the entire data-set. **a-srcDiv** is the cumulative srcDiv variable. **a-oR** is the cumulative oR.

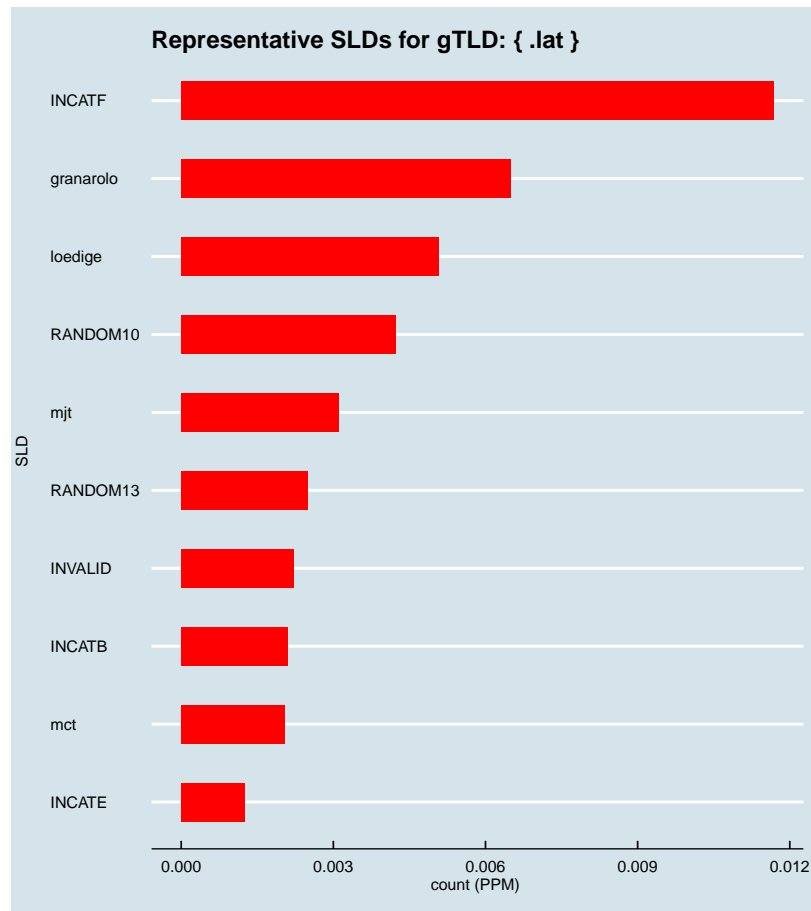


Figure 2.973: Representative SLDs for gTLD: { .lat}. The  $x$  axis displays number of times (in parts per million) the corresponding SLD ( $y$  axis) was found in the gTLD.

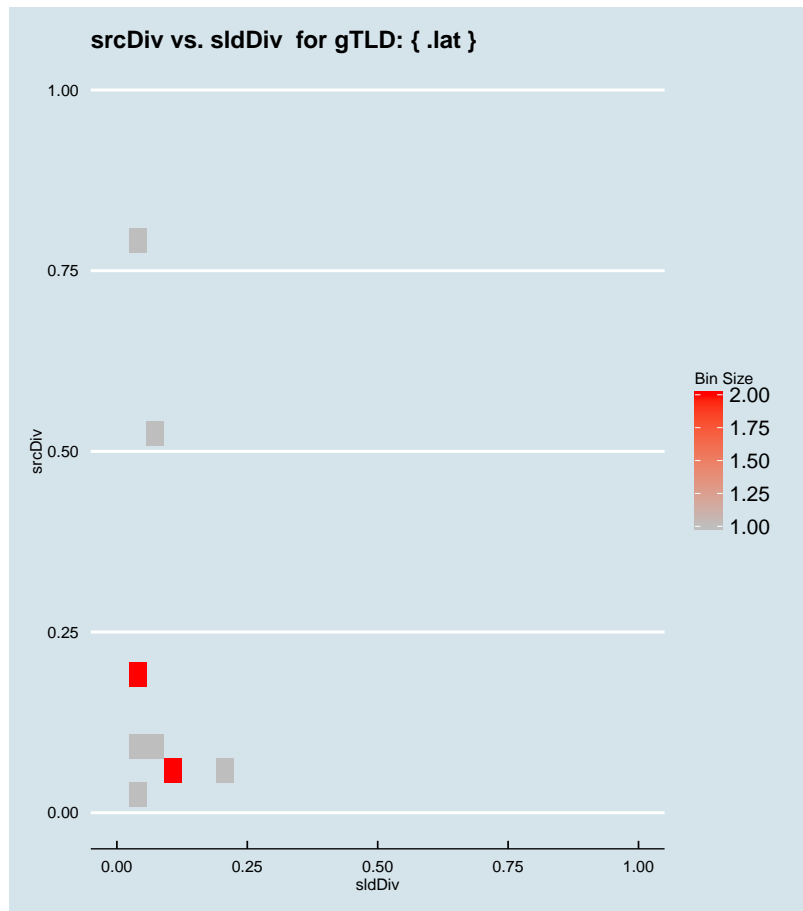


Figure 2.974: Binned scatter-plot of srcDiv and sldDiv for gTLD: {.lat}.

∴ 2.667 Representative SLDs for gTLD: {.latino}

In this section, we collect representative SLDs related to gTLD: 'latino'. We found 0 unique SLDs after filtering. A total of 0 records were considered representative and they are 0.000% of the gTLD dump. Since the total number of records for this gTLD is 0, there are 0 non-representative records (NRep). In addition, this set comprises 0E0 of the entire data-set.

► {.latino}  
 Total SLDs: 0  
 a-sldDiv: 0.000%  
 a-oR: 0.000%  
 NRep: 0

∴ 2.668 Representative SLDs for gTLD: {.latrobe}

In this section, we collect representative SLDs related to gTLD: 'latrobe'. We found 0

► {.latrobe}  
 Total SLDs: 0  
 a-sldDiv: 0.000%  
 a-oR: 0.000%  
 NRep: 0

unique SLDs after filtering. A total of 0 records were considered representative and they are 0.000% of the gTLD dump. Since the total number of records for this gTLD is 0, there are 0 non-representative records (NRep). In addition, this set comprises 0E0 of the entire data-set.

## :: 2.669 Representative SLDs for gTLD: {.law}

In this section, we collect representative SLDs related to gTLD: 'law'. We found 37 unique SLDs after filtering. A total of 454515 records were considered representative and they are 81.972% of the gTLD dump. Since the total number of records for this gTLD is 454515, there are 0 non-representative records (NRep). In addition, this set comprises  $1.86E-4$  of the entire data-set. Table 2.488 shows the corresponding SLDs ordered by the level of importance. Figure 2.975 shows the record count (PPM) for each representative SLD. Figure 2.976 shows the binned scatter-plot of srcDiv and sldDiv.

▶ {.law}  
Total SLDs: 37  
a-sldDiv: 81.972%  
a-oR: 0.019%  
NRep: 0

Individual SLD descriptors for gTLD: {law}										
SLD	count	sldDiv	$\phi$ -sldDiv	ipcount	srcDiv	$\phi$ -srcDiv	oR	a-srcDiv	a-oR	rem
INCATF	0.097	0.175	1.000	0.007	0.067	0.010	3.98E-5	0.175	3.98E-5	357446
lawsrvr	0.058	0.104	1.000	1.7E-5	2.94E-4	3.22E-6	2.37E-5	0.279	6.35E-5	299646
INCATB	0.051	0.091	1.000	0.003	0.061	0.008	2.08E-5	0.371	8.42E-5	248964
mckoolsmit...	0.034	0.062	1.000	0.002	0.066	0.009	1.4E-5	0.432	9.82E-5	214849
RANDOM10	0.030	0.055	1.000	0.003	0.095	0.016	1.25E-5	0.487	1.11E-4	184374
RANDOM13	0.024	0.043	1.000	0.002	0.068	0.010	9.87E-6	0.531	1.21E-4	160293
INVALID	0.023	0.042	1.000	0.002	0.074	0.011	9.51E-6	0.572	1.3E-4	137099
baltimore	0.020	0.036	1.000	4.45E-4	0.022	0.002	8.21E-6	0.609	1.38E-4	117058
firm	0.017	0.031	1.000	0.003	0.154	0.032	6.99E-6	0.639	1.45E-4	100007
INCATD	0.012	0.022	0.999	0.002	0.170	0.037	5.08E-6	0.662	1.5E-4	87621
invent	0.012	0.021	0.999	3.37E-4	0.029	0.003	4.79E-6	0.683	1.55E-4	75943
maqs	0.008	0.014	0.999	2.36E-4	0.031	0.003	3.17E-6	0.697	1.58E-4	68216
wpad	0.006	0.011	0.999	0.001	0.198	0.043	2.6E-6	0.708	1.61E-4	61882
gray-robin...	0.006	0.010	0.999	6.98E-4	0.126	0.024	2.28E-6	0.718	1.63E-4	56328
INCATC	0.006	0.010	0.999	0.001	0.257	0.066	2.28E-6	0.728	1.65E-4	50774
dpllp	0.005	0.009	0.999	4.33E-4	0.091	0.015	1.95E-6	0.737	1.67E-4	46017
SHORTSLD	0.005	0.008	0.999	0.001	0.219	0.051	1.91E-6	0.745	1.69E-4	41347
gpmlaw	0.004	0.008	0.999	7.37E-4	0.173	0.038	1.75E-6	0.753	1.71E-4	37086
kissoo	0.003	0.006	0.999	2E-5	0.006	2.42E-4	1.37E-6	0.759	1.72E-4	33754
isatap	0.003	0.006	0.999	9.86E-4	0.303	0.078	1.33E-6	0.765	1.74E-4	30501
kclh	0.003	0.005	0.999	5.4E-5	0.019	0.001	1.14E-6	0.770	1.75E-4	27714
INCATE	0.002	0.004	0.999	0.002	0.654	0.208	1.01E-6	0.774	1.76E-4	25252
brashear	0.002	0.004	0.999	2E-5	0.009	3.98E-4	9.61E-7	0.778	1.77E-4	22906
oreilly	0.002	0.004	0.998	1.39E-4	0.063	0.009	9.1E-7	0.782	1.78E-4	20685
searcy	0.002	0.003	0.998	5.4E-4	0.280	0.071	7.89E-7	0.786	1.79E-4	18759
feldman	0.002	0.003	0.998	3.84E-4	0.200	0.043	7.88E-7	0.789	1.79E-4	16835
forbes	0.002	0.003	0.998	4E-5	0.022	0.002	7.59E-7	0.793	1.8E-4	14982
agc	0.002	0.003	0.998	4.31E-4	0.241	0.057	7.34E-7	0.796	1.81E-4	13190
local	0.002	0.003	0.998	1.17E-4	0.070	0.010	6.84E-7	0.799	1.82E-4	11522
server	0.002	0.003	0.998	2.77E-4	0.167	0.037	6.79E-7	0.802	1.82E-4	9866
leecwco	0.002	0.003	0.998	3.7E-5	0.022	0.002	6.75E-7	0.805	1.83E-4	8219
robles	0.001	0.003	0.998	7.8E-5	0.053	0.007	6.05E-7	0.808	1.84E-4	6743
katine-nec...	0.001	0.003	0.998	2E-6	0.001	2.73E-5	6E-7	0.810	1.84E-4	5279
ffs	0.001	0.003	0.998	2.44E-4	0.167	0.037	5.98E-7	0.813	1.85E-4	3820
wisconsin	0.001	0.002	0.998	2.83E-4	0.214	0.050	5.41E-7	0.815	1.85E-4	2499

Table 2.488: Top 35 most significant SLDs for gTLD 'law'. The SLD list holds 81.972% of the entries found in the gTLD and 1.86E-4 of the total number of entries for the entire experiment. **count** represents the number of records found for the SLD (in parts per million). **sldDiv** is the raw count divided by the number of records of this gTLD dump file. **oR** is the ratio of raw count to the total number of records of the experiment.  **$\phi$ -sldDiv** represents the  $\phi$  percentile of sldDiv on the entire data-set. **a-srcDiv** is the cumulative srcDiv variable. **a-oR** is the cumulative oR.



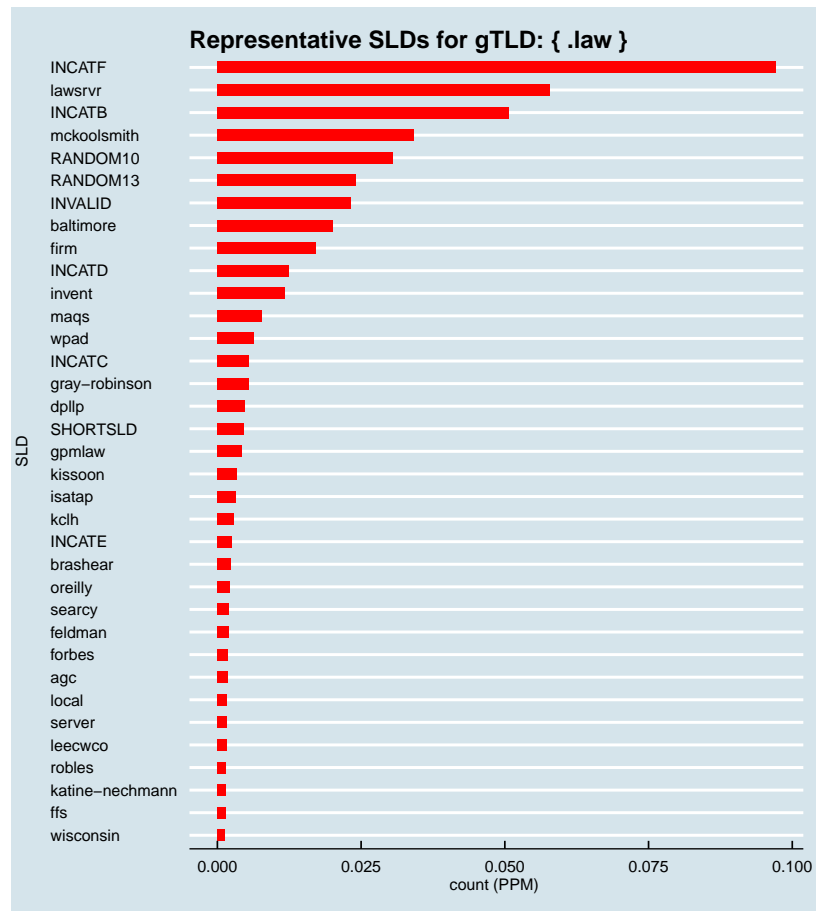


Figure 2.975: Representative SLDs for gTLD: { .law }. The x axis displays number of times (in parts per million) the corresponding SLD (y axis) was found in the gTLD.

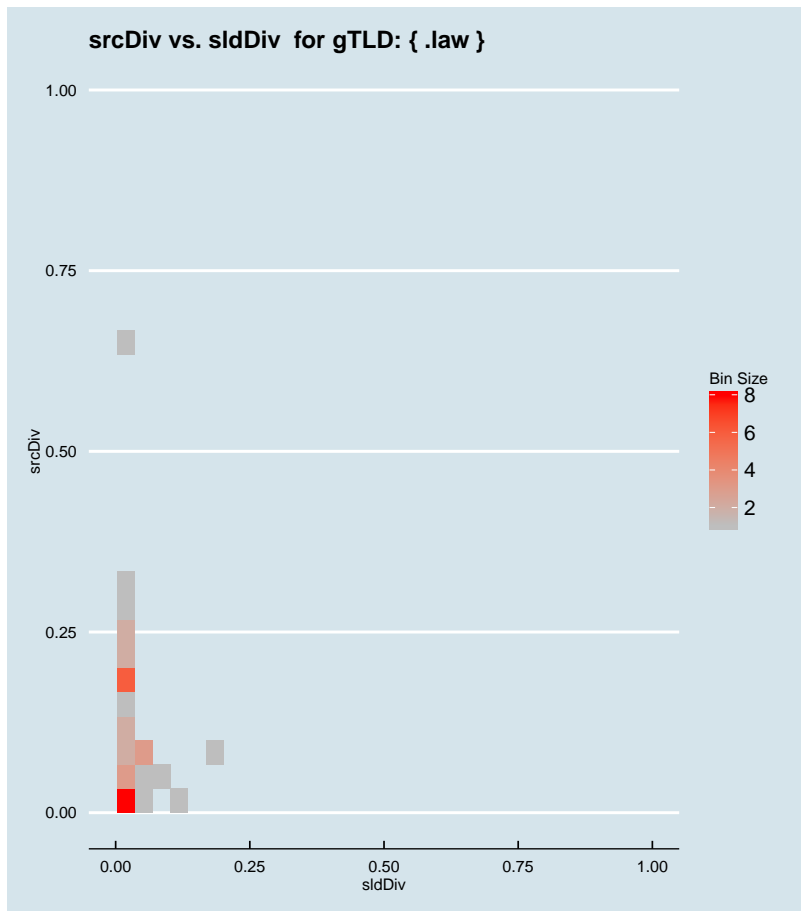


Figure 2.976: Binned scatter-plot of srcDiv and sldDiv for gTLD: {.law}.

∴ 2.670 Representative SLDs for gTLD: {.lawyer}

In this section, we collect representative SLDs related to gTLD: 'lawyer'. We found 0 unique SLDs after filtering. A total of 0 records were considered representative and they are 0.000% of the gTLD dump. Since the total number of records for this gTLD is 0, there are 0 non-representative records (NRep). In addition, this set comprises 0E0 of the entire data-set.

► {.lawyer}  
 Total SLDs: 0  
 a-sldDiv: 0.000%  
 a-oR: 0.000%  
 NRep: 0

∴ 2.671 Representative SLDs for gTLD: {.lds}

In this section, we collect representative SLDs related to gTLD: 'lds'. We found 12

► {.lds}  
 Total SLDs: 12  
 a-sldDiv: 81.376%  
 a-oR: 0.002%  
 NRep: 0

unique SLDs after filtering. A total of 48758 records were considered representative and they are 81.376% of the gTLD dump. Since the total number of records for this gTLD is 48758, there are 0 non-representative records (NRep). In addition, this set comprises  $2E-5$  of the entire data-set. Table 2.489 shows the corresponding SLDs ordered by the level of importance. Figure 2.977 shows the record count (PPM) for each representative SLD. Figure 2.978 shows the binned scatter-plot of srcDiv and sldDiv.

Individual SLD descriptors for gTLD: {lds}										
SLD	count	sldDiv	$\phi$ -sldDiv	ipcount	srcDiv	$\phi$ -srcDiv	oR	a-srcDiv	a-oR	rem
INCATF	0.012	0.199	1.000	0.002	0.130	0.025	4.88E-6	0.199	4.88E-6	36850
broadcast	0.008	0.132	1.000	0.003	0.363	0.100	3.24E-6	0.331	8.12E-6	28947
SHORTSLD	0.007	0.109	1.000	7.82E-4	0.120	0.022	2.68E-6	0.440	1.08E-5	22411
universalc...	0.005	0.076	1.000	5.05E-4	0.111	0.020	1.86E-6	0.515	1.27E-5	17877
INCATC	0.003	0.051	1.000	2.66E-4	0.086	0.014	1.26E-6	0.567	1.39E-5	14793
INVALID	0.003	0.044	1.000	2.86E-4	0.110	0.019	1.07E-6	0.610	1.5E-5	12184
RANDOM13	0.003	0.042	1.000	4.82E-4	0.191	0.042	1.03E-6	0.653	1.6E-5	9662
tastebuds	0.002	0.039	1.000	2.29E-4	0.099	0.016	9.47E-7	0.691	1.7E-5	7352
f1comm	0.002	0.035	1.000	2.41E-4	0.114	0.021	8.66E-7	0.726	1.78E-5	5240
INCATB	0.002	0.033	1.000	3.69E-4	0.186	0.041	8.11E-7	0.759	1.86E-5	3260
RANDOM10	0.002	0.033	1.000	5.07E-4	0.259	0.066	8.03E-7	0.792	1.94E-5	1301
INCATD	0.001	0.022	0.999	2.24E-4	0.172	0.037	5.33E-7	0.814	2E-5	0

Table 2.489: Top 12 most significant SLDs for gTLD 'lds'. The SLD list holds 81.376% of the entries found in the gTLD and  $2E-5$  of the total number of entries for the entire experiment. **count** represents the number of records found for the SLD (in parts per million). **sldDiv** is the raw count divided by the number of records of this gTLD dump file. **oR** is the ratio of raw count to the total number of records of the experiment.  **$\phi$ -sldDiv** represents the  $\phi$  percentile of sldDiv on the entire data-set. **a-srcDiv** is the cumulative srcDiv variable. **a-oR** is the cumulative oR.

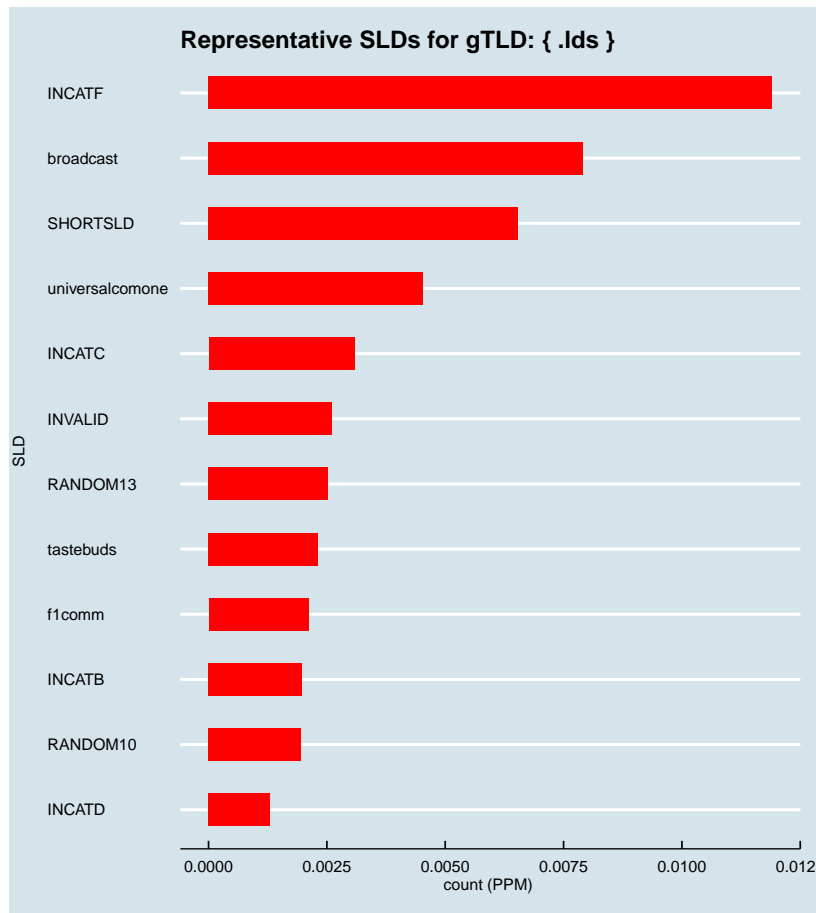


Figure 2.977: Representative SLDs for gTLD: { .lds}. The x axis displays number of times (in parts per million) the corresponding SLD (y axis) was found in the gTLD.

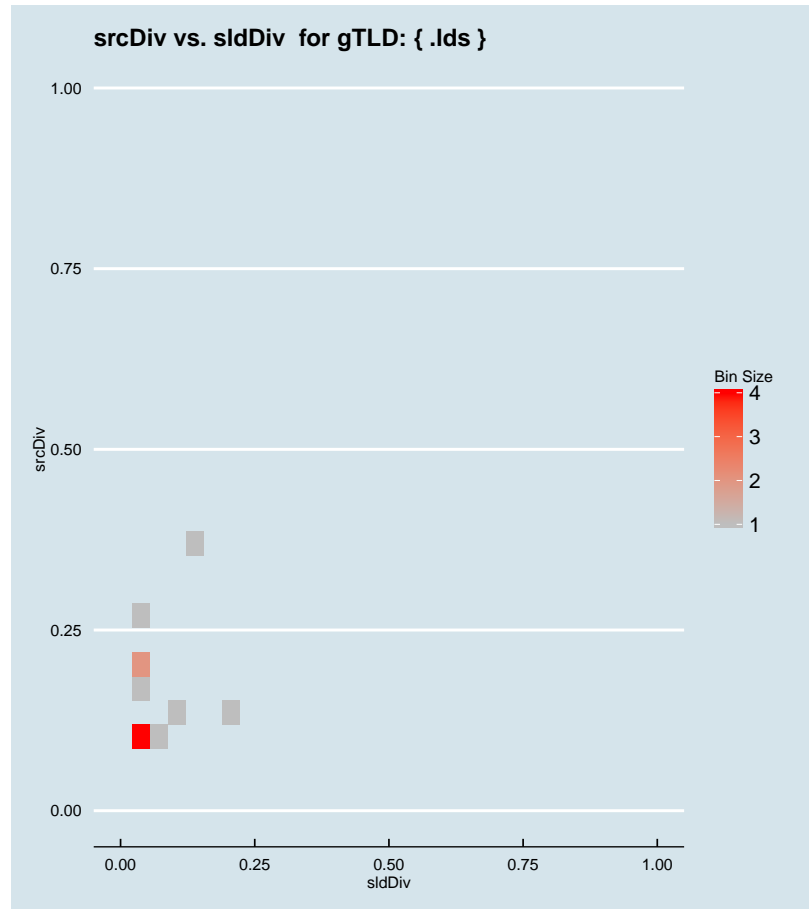


Figure 2.978: Binned scatter-plot of srcDiv and sldDiv for gTLD: { .lds}.

### :: 2.672 Representative SLDs for gTLD: { .lease }

In this section, we collect representative SLDs related to gTLD: 'lease'. We found 0 unique SLDs after filtering. A total of 0 records were considered representative and they are 0.000% of the gTLD dump. Since the total number of records for this gTLD is 0, there are 0 non-representative records (NRep). In addition, this set comprises 0E0 of the entire data-set.

► { .lease }  
Total SLDs: 0  
a-sldDiv: 0.000%  
a-oR: 0.000%  
NRep: 0

### :: 2.673 Representative SLDs for gTLD: { .leclerc }

In this section, we collect representative SLDs related to gTLD: 'leclerc'. We found 1

► { .leclerc }  
Total SLDs: 1  
a-sldDiv: 26.911%  
a-oR: 0.000%  
NRep: 0



unique SLDs after filtering. A total of 2753 records were considered representative and they are 26.911% of the gTLD dump. Since the total number of records for this gTLD is 2753, there are 0 non-representative records (NRep). In addition, this set comprises 1.13E−6 of the entire data-set. Table 2.490 shows the corresponding SLDs ordered by the level of importance. Figure 2.979 shows the record count (PPM) for each representative SLD. Figure 2.980 shows the binned scatter-plot of srcDiv and sldDiv.

Individual SLD descriptors for gTLD: {leclerc}										
SLD	count	sldDiv	$\phi$ -sldDiv	ipcount	srcDiv	$\phi$ -srcDiv	oR	a-srcDiv	a-oR	rem
INCATF	0.003	0.269	1.000	2.53E−4	0.092	0.015	1.13E−6	0.269	1.13E−6	0

Table 2.490: Top 1 most significant SLDs for gTLD 'leclerc'. The SLD list holds 26.911% of the entries found in the gTLD and 1.13E−6 of the total number of entries for the entire experiment. **count** represents the number of records found for the SLD (in parts per million). **sldDiv** is the raw count divided by the number of records of this gTLD dump file. **oR** is the ratio of raw count to the total number of records of the experiment.  $\phi$ -**sldDiv** represents the  $\phi$  percentile of sldDiv on the entire data-set. **a-srcDiv** is the cumulative srcDiv variable. **a-oR** is the cumulative oR.




Figure 2.979: Representative SLDs for gTLD: { .leclerc }. The  $x$  axis displays number of times (in parts per million) the corresponding SLD ( $y$  axis) was found in the gTLD.

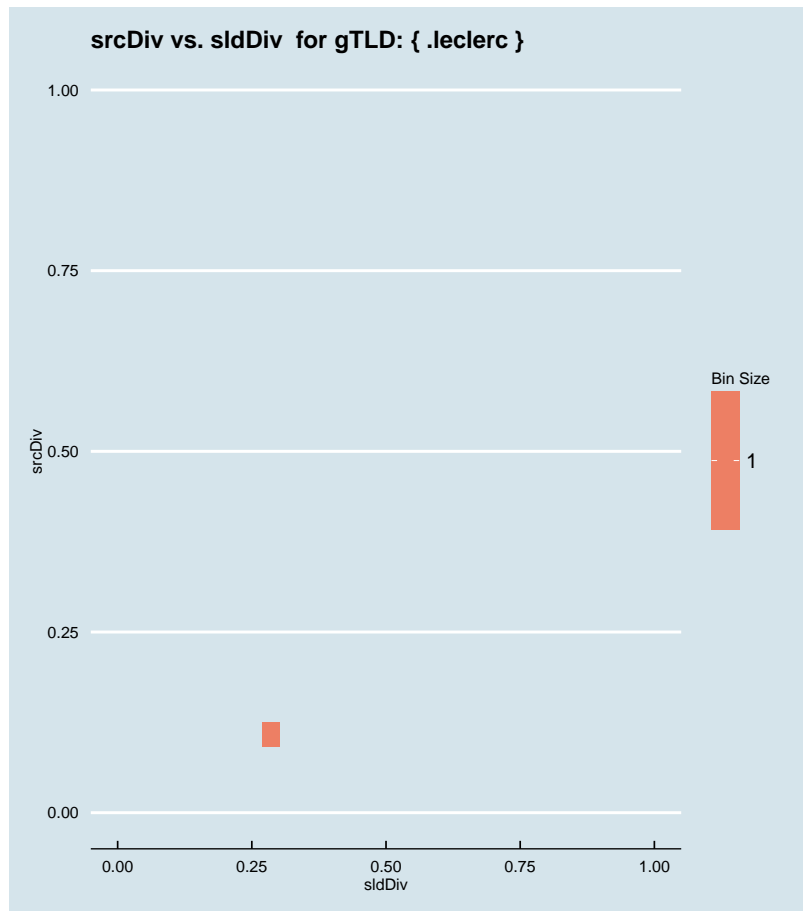


Figure 2.980: Binned scatter-plot of srcDiv and sldDiv for gTLD: { .leclerc }.

### :: 2.674 Representative SLDs for gTLD: { .legal }

In this section, we collect representative SLDs related to gTLD: 'legal'. We found 7 unique SLDs after filtering. A total of 35324 records were considered representative and they are 65.651% of the gTLD dump. Since the total number of records for this gTLD is 35324, there are 0 non-representative records (NRep). In addition, this set comprises 1.45E−5 of the entire data-set. Table 2.491 shows the corresponding SLDs ordered by the level of importance. Figure 2.981 shows the record count (PPM) for each representative SLD. Figure 2.982 shows the binned scatter-plot of srcDiv and sldDiv.

► { .legal }  
 Total SLDs: 7  
 a-sldDiv: 65.651%  
 a-oR: 0.001%  
 NRep: 0



Individual SLD descriptors for gTLD: {legal}										
SLD	count	sldDiv	$\phi$ -sldDiv	ipcount	srcDiv	$\phi$ -srcDiv	oR	a-srcDiv	a-oR	rem
thefirm	0.015	0.277	1.000	0.001	0.068	0.010	6.11E-6	0.277	6.11E-6	20423
INCATF	0.006	0.114	1.000	5.38E-4	0.088	0.014	2.51E-6	0.391	8.62E-6	14290
INVALID	0.005	0.096	1.000	7.39E-4	0.143	0.029	2.11E-6	0.487	1.07E-5	9131
RANDOM13	0.003	0.050	1.000	5.27E-4	0.196	0.043	1.1E-6	0.537	1.18E-5	6440
RANDOM10	0.002	0.043	1.000	3.1E-4	0.134	0.026	9.46E-7	0.580	1.28E-5	4132
INCATD	0.002	0.039	1.000	2.13E-4	0.102	0.017	8.6E-7	0.619	1.36E-5	2034
INCATB	0.002	0.038	1.000	5.44E-4	0.267	0.068	8.34E-7	0.657	1.45E-5	0

Table 2.491: Top 7 most significant SLDs for gTLD 'legal'. The SLD list holds 65.651% of the entries found in the gTLD and 1.45E-5 of the total number of entries for the entire experiment. **count** represents the number of records found for the SLD (in parts per million). **sldDiv** is the raw count divided by the number of records of this gTLD dump file. **oR** is the ratio of raw count to the total number of records of the experiment.  $\phi$ -**sldDiv** represents the  $\phi$  percentile of sldDiv on the entire data-set. **a-srcDiv** is the cumulative srcDiv variable. **a-oR** is the cumulative oR.

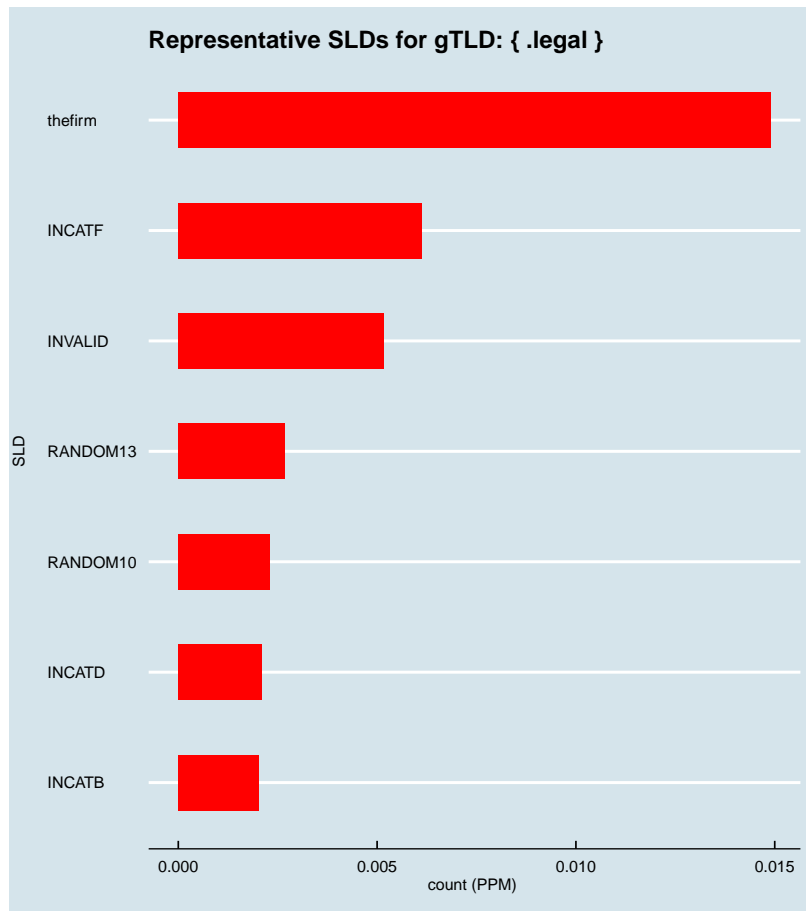


Figure 2.981: Representative SLDs for gTLD: { .legal }. The *x* axis displays number of times (in parts per million) the corresponding SLD (*y* axis) was found in the gTLD.

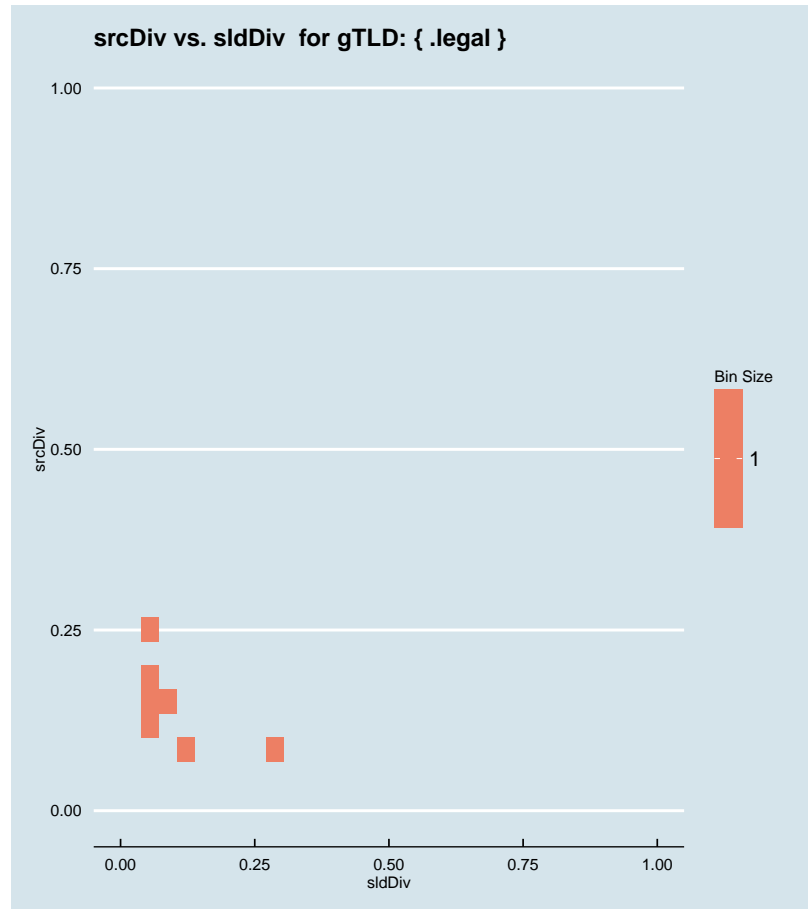


Figure 2.982: Binned scatter-plot of srcDiv and sldDiv for gTLD: { .legal }.

### :: 2.675 Representative SLDs for gTLD: { .lego }

In this section, we collect representative SLDs related to gTLD: 'lego'. We found 3 unique SLDs after filtering. A total of 9144 records were considered representative and they are 61.534% of the gTLD dump. Since the total number of records for this gTLD is 9144, there are 0 non-representative records (NRep). In addition, this set comprises 3.75E-6 of the entire data-set. Table 2.492 shows the corresponding SLDs ordered by the level of importance. Figure 2.983 shows the record count (PPM) for each representative SLD. Figure 2.984 shows the binned scatter-plot of srcDiv and sldDiv.

► { .lego }  
Total SLDs: 3  
a-sldDiv: 61.534%  
a-oR: 0.000%  
NRep: 0



Individual SLD descriptors for gTLD: {.lego}										
SLD	count	sldDiv	$\phi$ -sldDiv	ipcount	srcDiv	$\phi$ -srcDiv	oR	a-srcDiv	a-oR	rem
INVALID	0.004	0.285	1.000	3.05E-4	0.072	0.011	1.74E-6	0.285	1.74E-6	4909
INCATE	0.003	0.216	1.000	0.002	0.712	0.237	1.31E-6	0.501	3.05E-6	1701
INCATC	0.002	0.114	1.000	8.14E-4	0.479	0.129	6.97E-7	0.615	3.75E-6	0

Table 2.492: Top 3 most significant SLDs for gTLD 'lego'. The SLD list holds 61.534% of the entries found in the gTLD and 3.75E-6 of the total number of entries for the entire experiment. **count** represents the number of records found for the SLD (in parts per million). **sldDiv** is the raw count divided by the number of records of this gTLD dump file. **oR** is the ratio of raw count to the total number of records of the experiment.  **$\phi$ -sldDiv** represents the  $\phi$  percentile of sldDiv on the entire data-set. **a-srcDiv** is the cumulative srcDiv variable. **a-oR** is the cumulative oR.

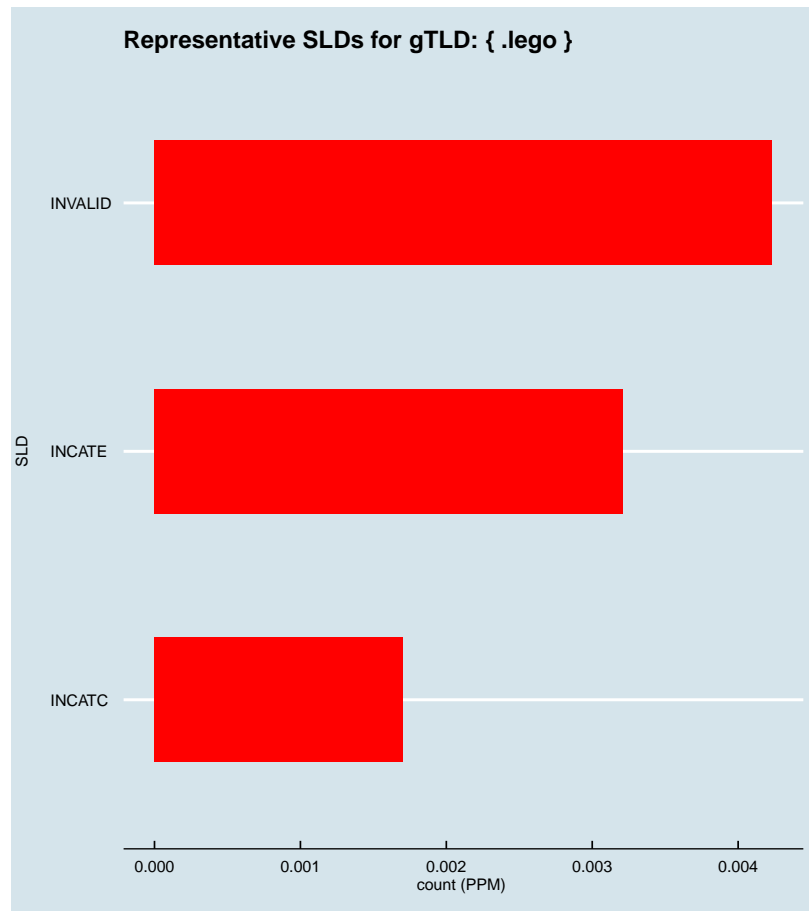


Figure 2.983: Representative SLDs for gTLD: { .lego }. The  $x$  axis displays number of times (in parts per million) the corresponding SLD ( $y$  axis) was found in the gTLD.

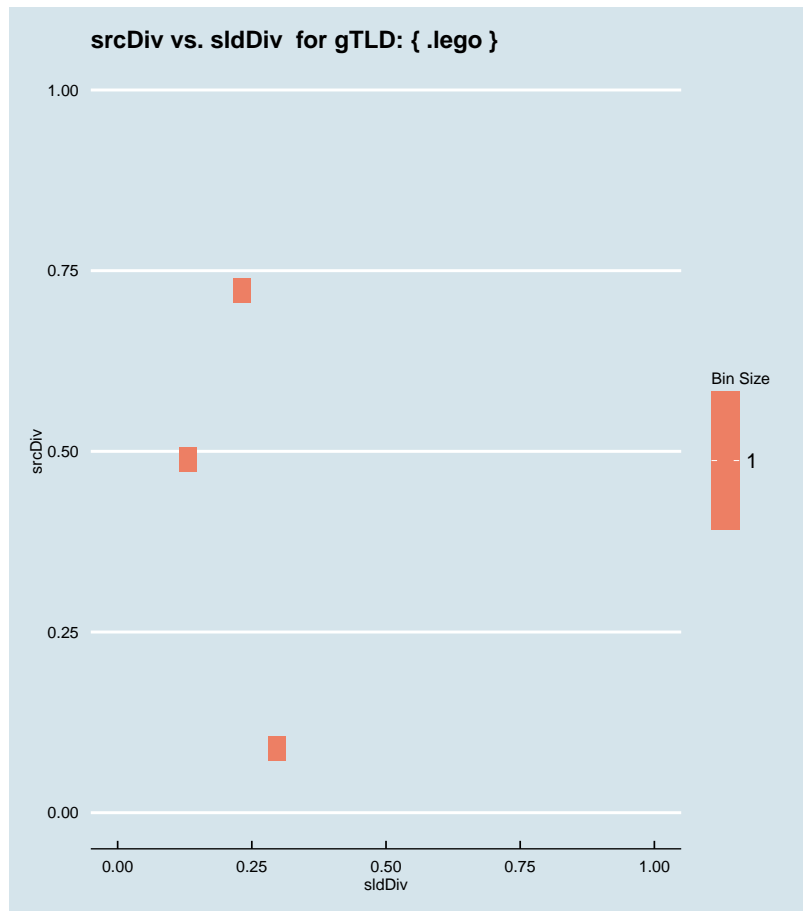


Figure 2.984: Binned scatter-plot of srcDiv and sldDiv for gTLD: { .lego }.

### :: 2.676 Representative SLDs for gTLD: { .lexus }

In this section, we collect representative SLDs related to gTLD: 'lexus'. We found 5 unique SLDs after filtering. A total of 16910 records were considered representative and they are 68.981% of the gTLD dump. Since the total number of records for this gTLD is 16910, there are 0 non-representative records (NRep). In addition, this set comprises 6.93E-6 of the entire data-set. Table 2.493 shows the corresponding SLDs ordered by the level of importance. Figure 2.985 shows the record count (PPM) for each representative SLD. Figure 2.986 shows the binned scatter-plot of srcDiv and sldDiv.

```
► { .lexus }
Total SLDs: 5
a-sldDiv: 68.981%
a-oR: 0.001%
NRep: 0
```

Individual SLD descriptors for gTLD: {.lexus}										
SLD	count	sldDiv	$\phi$ -sldDiv	ipcount	srcDiv	$\phi$ -srcDiv	oR	a-srcDiv	a-oR	rem
INVALID	0.005	0.199	1.000	2.15E-4	0.044	0.005	2E-6	0.199	2E-6	12023
RANDOM13	0.005	0.196	1.000	4.5E-4	0.094	0.015	1.97E-6	0.395	3.97E-6	7223
INCATF	0.003	0.127	1.000	3.31E-4	0.106	0.018	1.28E-6	0.522	5.25E-6	4105
axel	0.003	0.118	1.000	2.12E-4	0.073	0.011	1.18E-6	0.640	6.43E-6	1219
INCATB	0.001	0.050	1.000	2.14E-4	0.176	0.038	5E-7	0.690	6.93E-6	0

Table 2.493: Top 5 most significant SLDs for gTLD 'lexus'. The SLD list holds 68.981% of the entries found in the gTLD and 6.93E-6 of the total number of entries for the entire experiment. **count** represents the number of records found for the SLD (in parts per million). **sldDiv** is the raw count divided by the number of records of this gTLD dump file. **oR** is the ratio of raw count to the total number of records of the experiment.  **$\phi$ -sldDiv** represents the  $\phi$  percentile of sldDiv on the entire data-set. **a-srcDiv** is the cumulative srcDiv variable. **a-oR** is the cumulative oR.

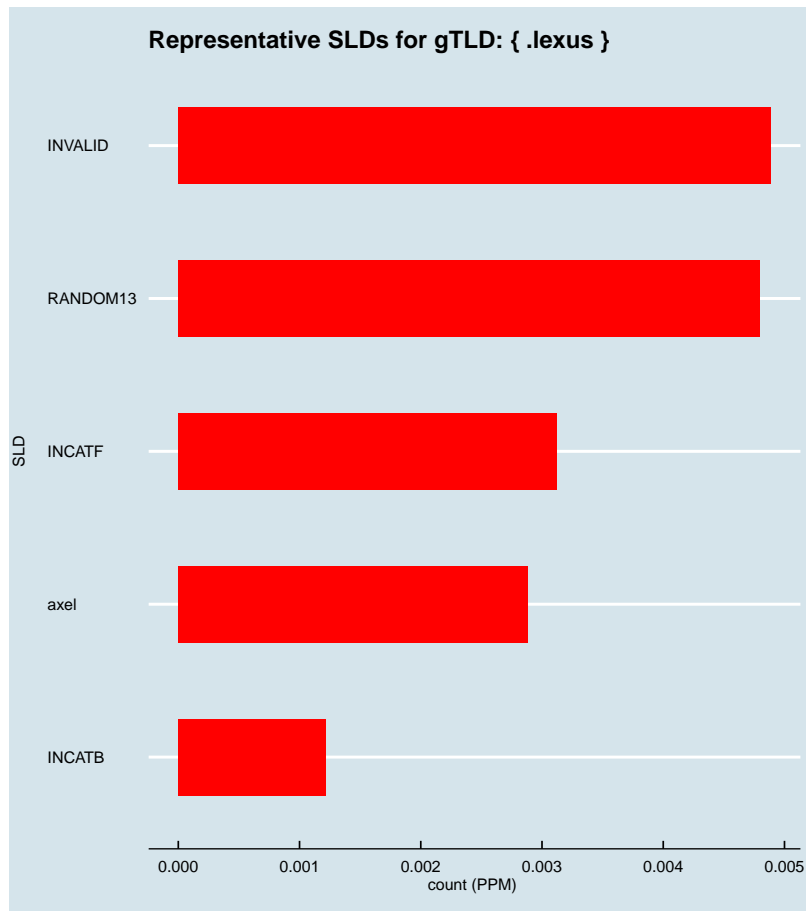


Figure 2.985: Representative SLDs for gTLD: { .lexus }. The *x* axis displays number of times (in parts per million) the corresponding SLD (*y* axis) was found in the gTLD.



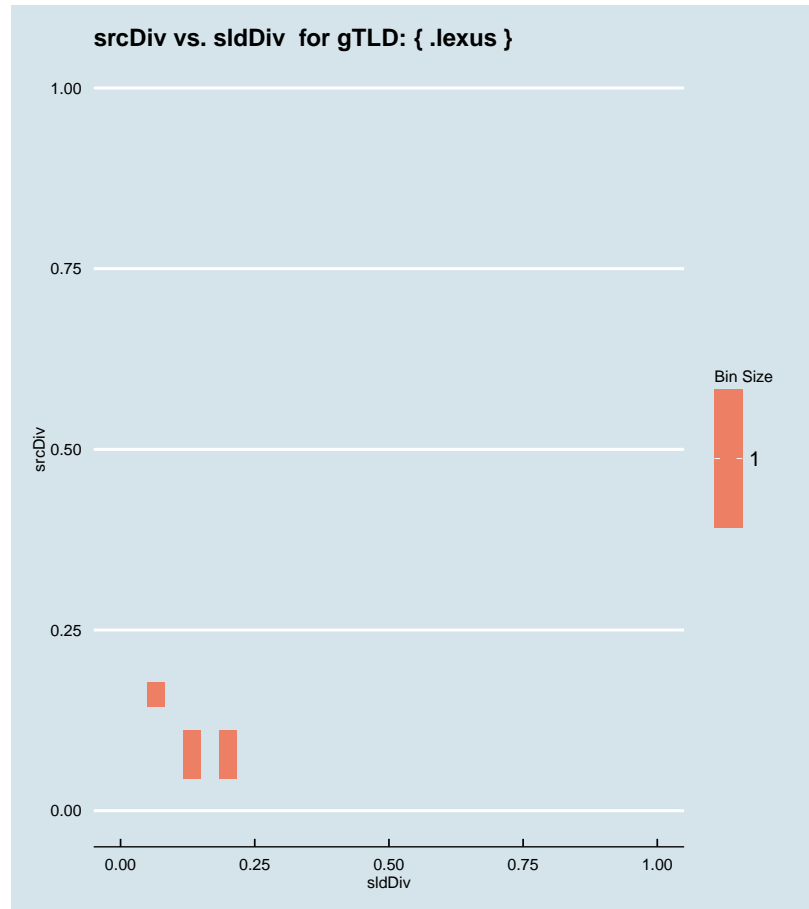


Figure 2.986: Binned scatter-plot of srcDiv and sldDiv for gTLD: {.lexus}.

### ⚡ 2.677 Representative SLDs for gTLD: {.lgbt}

In this section, we collect representative SLDs related to gTLD: 'lgbt'. We found 0 unique SLDs after filtering. A total of 0 records were considered representative and they are 0.000% of the gTLD dump. Since the total number of records for this gTLD is 0, there are 0 non-representative records (NRep). In addition, this set comprises 0E0 of the entire data-set.

► {.lgbt}  
Total SLDs: 0  
a-sldDiv: 0.000%  
a-oR: 0.000%  
NRep: 0

### ⚡ 2.678 Representative SLDs for gTLD: {.liaison}

In this section, we collect representative SLDs related to gTLD: 'liaison'. We found 0

► {.liaison}  
Total SLDs: 0  
a-sldDiv: 0.000%  
a-oR: 0.000%  
NRep: 0



unique SLDs after filtering. A total of 0 records were considered representative and they are 0.000% of the gTLD dump. Since the total number of records for this gTLD is 0, there are 0 non-representative records (NRep). In addition, this set comprises 0E0 of the entire data-set.

∴ 2.679 Representative SLDs for gTLD: {.lidl}

In this section, we collect representative SLDs related to gTLD: 'lidl'. We found 1 unique SLDs after filtering. A total of 1941 records were considered representative and they are 74.453% of the gTLD dump. Since the total number of records for this gTLD is 1941, there are 0 non-representative records (NRep). In addition, this set comprises 7.95E-7 of the entire data-set. Table 2.494 shows the corresponding SLDs ordered by the level of importance. Figure 2.987 shows the record count (PPM) for each representative SLD. Figure 2.988 shows the binned scatter-plot of srcDiv and sldDiv.

► {.lidl}  
 Total SLDs: 1  
 a-sldDiv: 74.453%  
 a-oR: 0.000%  
 NRep: 0

Individual SLD descriptors for gTLD: {.lidl}										
SLD	count	sldDiv	$\phi$ -sldDiv	ipcount	srcDiv	$\phi$ -srcDiv	oR	a-srcDiv	a-oR	rem
INCATE	0.002	0.745	1.000	0.001	0.694	0.235	7.95E-7	0.745	7.95E-7	0

Table 2.494: Top 1 most significant SLDs for gTLD 'lidl'. The SLD list holds 74.453% of the entries found in the gTLD and 7.95E-7 of the total number of entries for the entire experiment. **count** represents the number of records found for the SLD (in parts per million). **sldDiv** is the raw count divided by the number of records of this gTLD dump file. **oR** is the ratio of raw count to the total number of records of the experiment.  **$\phi$ -sldDiv** represents the  $\phi$  percentile of sldDiv on the entire data-set. **a-srcDiv** is the cumulative srcDiv variable. **a-oR** is the cumulative oR.

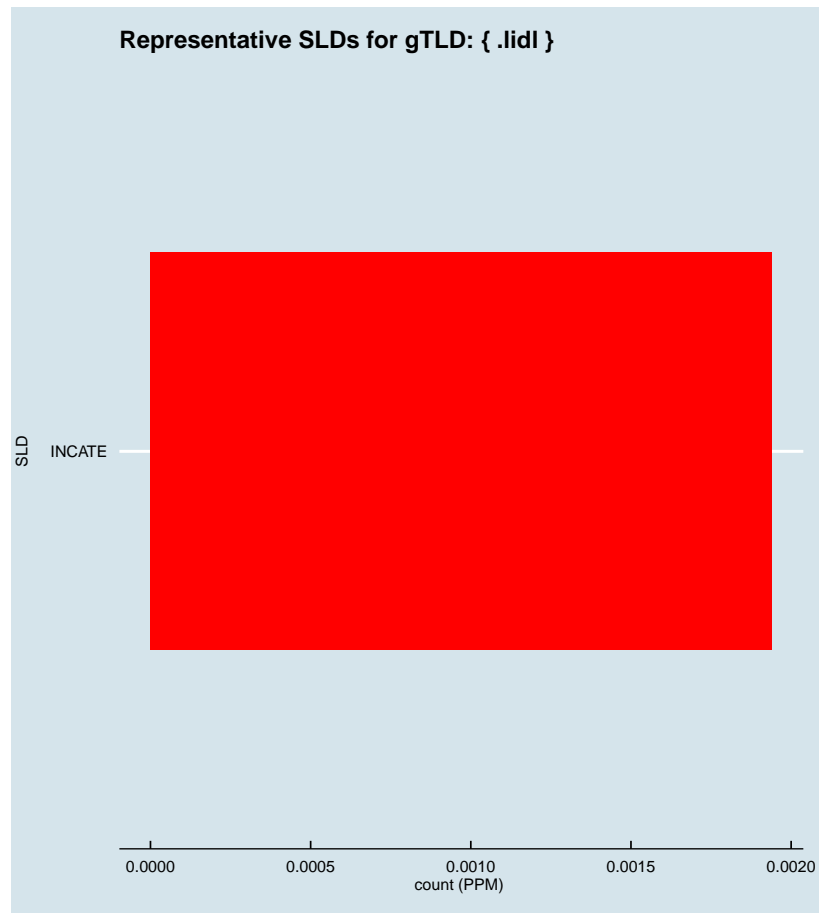


Figure 2.987: Representative SLDs for gTLD: { .lidl}. The  $x$  axis displays number of times (in parts per million) the corresponding SLD ( $y$  axis) was found in the gTLD.

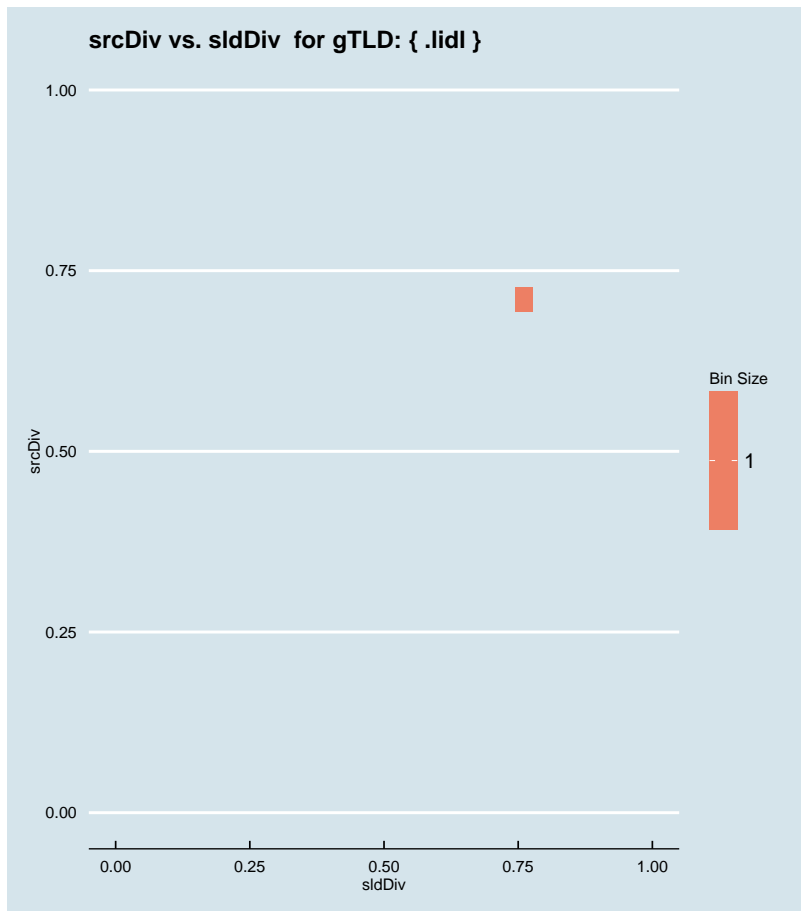


Figure 2.988: Binned scatter-plot of srcDiv and sldDiv for gTLD: {.lidl}.

### :: 2.680 Representative SLDs for gTLD: {.life}

In this section, we collect representative SLDs related to gTLD: 'life'. We found 15 unique SLDs after filtering. A total of 91198 records were considered representative and they are 78.670% of the gTLD dump. Since the total number of records for this gTLD is 91198, there are 0 non-representative records (NRep). In addition, this set comprises  $3.74E-5$  of the entire data-set. Table 2.495 shows the corresponding SLDs ordered by the level of importance. Figure 2.989 shows the record count (PPM) for each representative SLD. Figure 2.990 shows the binned scatter-plot of srcDiv and sldDiv.

► {.life}  
 Total SLDs: 15  
 a-sldDiv: 78.670%  
 a-oR: 0.004%  
 NRep: 0

Individual SLD descriptors for gTLD: {life}										
SLD	count	sldDiv	$\phi$ -sldDiv	ipcount	srcDiv	$\phi$ -srcDiv	oR	a-srcDiv	a-oR	rem
INCATC	0.027	0.230	1.000	0.008	0.289	0.074	1.09E-5	0.230	1.09E-5	64522
INVALID	0.019	0.167	1.000	0.002	0.101	0.017	7.94E-6	0.397	1.89E-5	45139
RANDOM13	0.010	0.085	1.000	6.56E-4	0.067	0.009	4.02E-6	0.482	2.29E-5	35319
INCATB	0.008	0.067	1.000	0.002	0.296	0.076	3.19E-6	0.549	2.61E-5	27537
RANDOM10	0.005	0.044	1.000	7.22E-4	0.143	0.029	2.07E-6	0.593	2.82E-5	22484
INCATF	0.004	0.038	1.000	3.85E-4	0.087	0.014	1.81E-6	0.631	3E-5	18058
INCATE	0.003	0.030	1.000	0.002	0.674	0.232	1.42E-6	0.661	3.14E-5	14583
SHORTSLD	0.003	0.027	0.999	0.001	0.342	0.097	1.27E-6	0.688	3.27E-5	11476
wpad	0.002	0.019	0.999	8.34E-4	0.383	0.105	8.92E-7	0.706	3.36E-5	9299
test	0.002	0.018	0.999	1.58E-4	0.076	0.011	8.5E-7	0.724	3.44E-5	7224
lab	0.002	0.015	0.999	1.8E-5	0.010	5.17E-4	7.16E-7	0.739	3.51E-5	5476
stage	0.002	0.015	0.999	1.12E-4	0.065	0.009	7.03E-7	0.754	3.58E-5	3761
isatap	0.001	0.011	0.999	5.1E-4	0.384	0.105	5.45E-7	0.766	3.64E-5	2432
INCATD	0.001	0.011	0.999	3.02E-4	0.242	0.057	5.11E-7	0.776	3.69E-5	1186
square	0.001	0.010	0.999	1.5E-4	0.126	0.024	4.86E-7	0.787	3.74E-5	0

Table 2.495: Top 15 most significant SLDs for gTLD 'life'. The SLD list holds 78.670% of the entries found in the gTLD and 3.74E-5 of the total number of entries for the entire experiment. **count** represents the number of records found for the SLD (in parts per million). **sldDiv** is the raw count divided by the number of records of this gTLD dump file. **oR** is the ratio of raw count to the total number of records of the experiment.  **$\phi$ -sldDiv** represents the  $\phi$  percentile of sldDiv on the entire data-set. **a-srcDiv** is the cumulative srcDiv variable. **a-oR** is the cumulative oR.

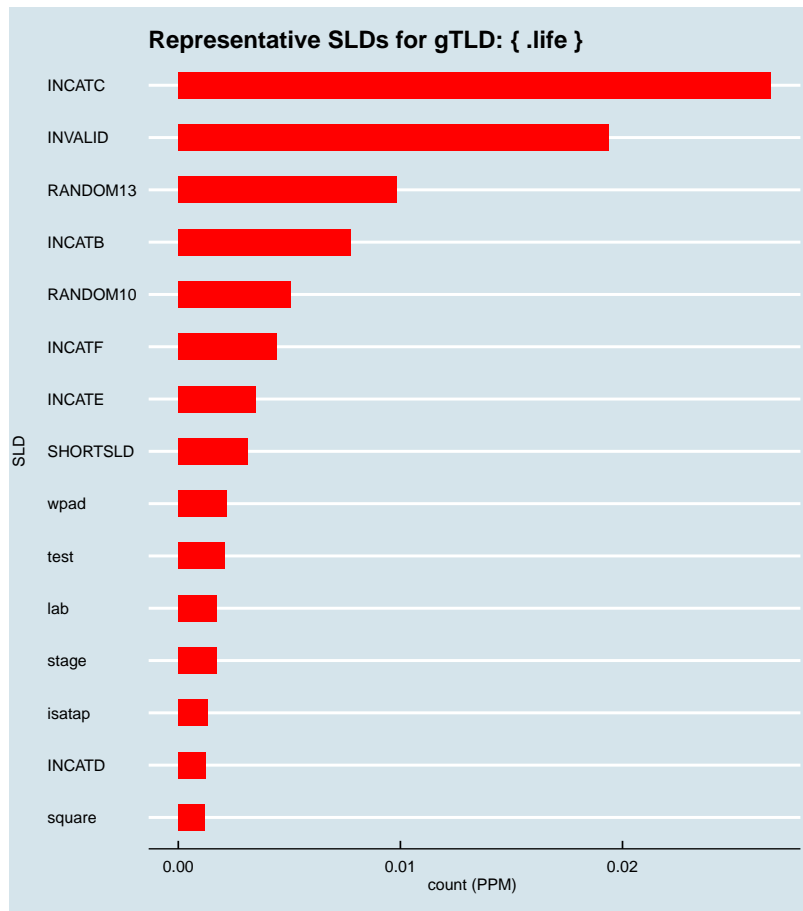


Figure 2.989: Representative SLDs for gTLD: {.life}. The x axis displays number of times (in parts per million) the corresponding SLD (y axis) was found in the gTLD.

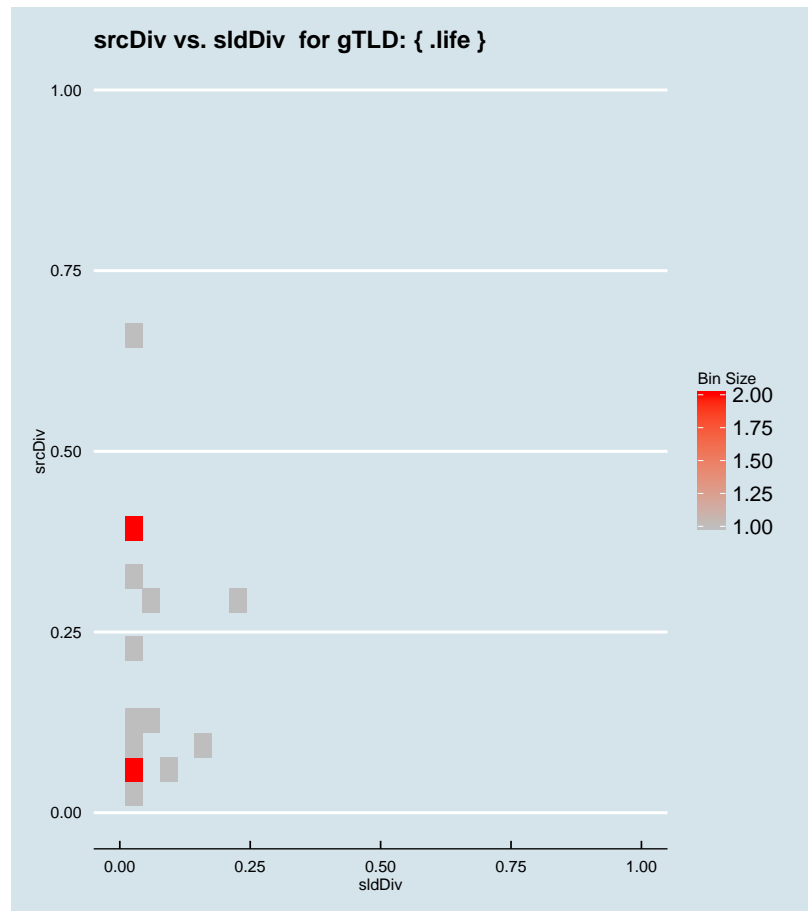


Figure 2.990: Binned scatter-plot of srcDiv and sldDiv for gTLD: {.life}.

### :: 2.681 Representative SLDs for gTLD: {.lifeinsurance}

In this section, we collect representative SLDs related to gTLD: 'lifeinsurance'. We found 0 unique SLDs after filtering. A total of 0 records were considered representative and they are 0.000% of the gTLD dump. Since the total number of records for this gTLD is 0, there are 0 non-representative records (NRep). In addition, this set comprises 0E0 of the entire data-set.

► {.lifeinsurance}  
Total SLDs: 0  
a-sldDiv: 0.000%  
a-oR: 0.000%  
NRep: 0

### :: 2.682 Representative SLDs for gTLD: {.lifestyle}

In this section, we collect representative SLDs related to gTLD: 'lifestyle'. We found 3

► {.lifestyle}  
Total SLDs: 3  
a-sldDiv: 49.129%  
a-oR: 0.000%  
NRep: 0

unique SLDs after filtering. A total of 7134 records were considered representative and they are 49.129% of the gTLD dump. Since the total number of records for this gTLD is 7134, there are 0 non-representative records (NRep). In addition, this set comprises  $2.92E-6$  of the entire data-set. Table 2.496 shows the corresponding SLDs ordered by the level of importance. Figure 2.991 shows the record count (PPM) for each representative SLD. Figure 2.992 shows the binned scatter-plot of srcDiv and sldDiv.

Individual SLD descriptors for gTLD: {lifestyle}										
SLD	count	sldDiv	$\phi$ -sldDiv	ipcount	srcDiv	$\phi$ -srcDiv	oR	a-srcDiv	a-oR	rem
INVALID	0.004	0.253	1.000	$2.48E-4$	0.067	0.010	$1.51E-6$	0.253	$1.51E-6$	3459
RANDOM13	0.002	0.126	1.000	$1.76E-4$	0.096	0.016	$7.48E-7$	0.379	$2.25E-6$	1634
INCATF	0.002	0.113	1.000	$5.8E-5$	0.035	0.003	$6.7E-7$	0.491	$2.92E-6$	0

Table 2.496: Top 3 most significant SLDs for gTLD 'lifestyle'. The SLD list holds 49.129% of the entries found in the gTLD and  $2.92E-6$  of the total number of entries for the entire experiment. **count** represents the number of records found for the SLD (in parts per million). **sldDiv** is the raw count divided by the number of records of this gTLD dump file. **oR** is the ratio of raw count to the total number of records of the experiment.  **$\phi$ -sldDiv** represents the  $\phi$  percentile of sldDiv on the entire data-set. **a-srcDiv** is the cumulative srcDiv variable. **a-oR** is the cumulative oR.



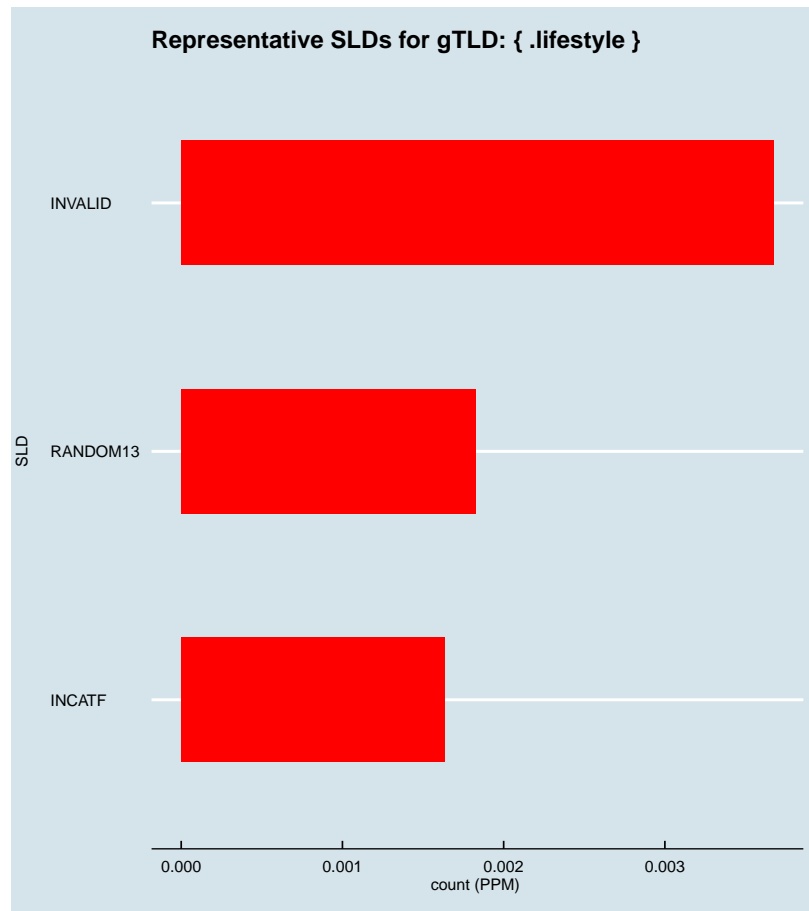


Figure 2.991: Representative SLDs for gTLD: { .lifestyle}. The  $x$  axis displays number of times (in parts per million) the corresponding SLD ( $y$  axis) was found in the gTLD.

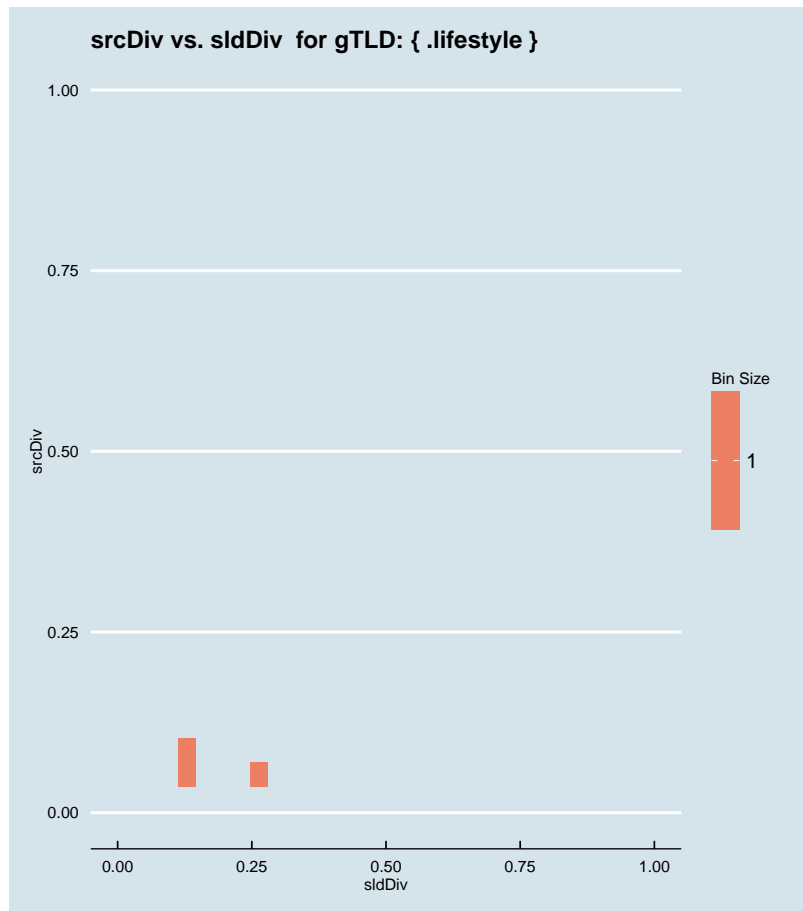


Figure 2.992: Binned scatter-plot of srcDiv and sldDiv for gTLD: {.lifestyle}.

### :: 2.683 Representative SLDs for gTLD: {.lighting}

In this section, we collect representative SLDs related to gTLD: 'lighting'. We found 2 unique SLDs after filtering. A total of 5840 records were considered representative and they are 53.880% of the gTLD dump. Since the total number of records for this gTLD is 5840, there are 0 non-representative records (NRep). In addition, this set comprises  $2.39E-6$  of the entire data-set. Table 2.497 shows the corresponding SLDs ordered by the level of importance. Figure 2.993 shows the record count (PPM) for each representative SLD. Figure 2.994 shows the binned scatter-plot of srcDiv and sldDiv.

► {.lighting}  
 Total SLDs: 2  
 a-sldDiv: 53.880%  
 a-oR: 0.000%  
 NRep: 0

Individual SLD descriptors for gTLD: {.lighting}										
<b>SLD</b>	<b>count</b>	<b>sldDiv</b>	$\phi$ - <b>sldDiv</b>	<b>ipcount</b>	<b>srcDiv</b>	$\phi$ - <b>srcDiv</b>	<b>oR</b>	<b>a-srcDiv</b>	<b>a-oR</b>	<b>rem</b>
INCATF	0.004	0.327	1.000	5.3E-5	0.015	9.39E-4	1.45E-6	0.327	1.45E-6	2293
longview	0.002	0.212	1.000	2.4E-5	0.010	5.3E-4	9.4E-7	0.539	2.39E-6	0

Table 2.497: Top 2 most significant SLDs for gTLD 'lighting'. The SLD list holds 53.880% of the entries found in the gTLD and 2.39E-6 of the total number of entries for the entire experiment. **count** represents the number of records found for the SLD (in parts per million). **sldDiv** is the raw count divided by the number of records of this gTLD dump file. **oR** is the ratio of raw count to the total number of records of the experiment.  $\phi$ -**sldDiv** represents the  $\phi$  percentile of sldDiv on the entire data-set. **a-srcDiv** is the cumulative srcDiv variable. **a-oR** is the cumulative oR.

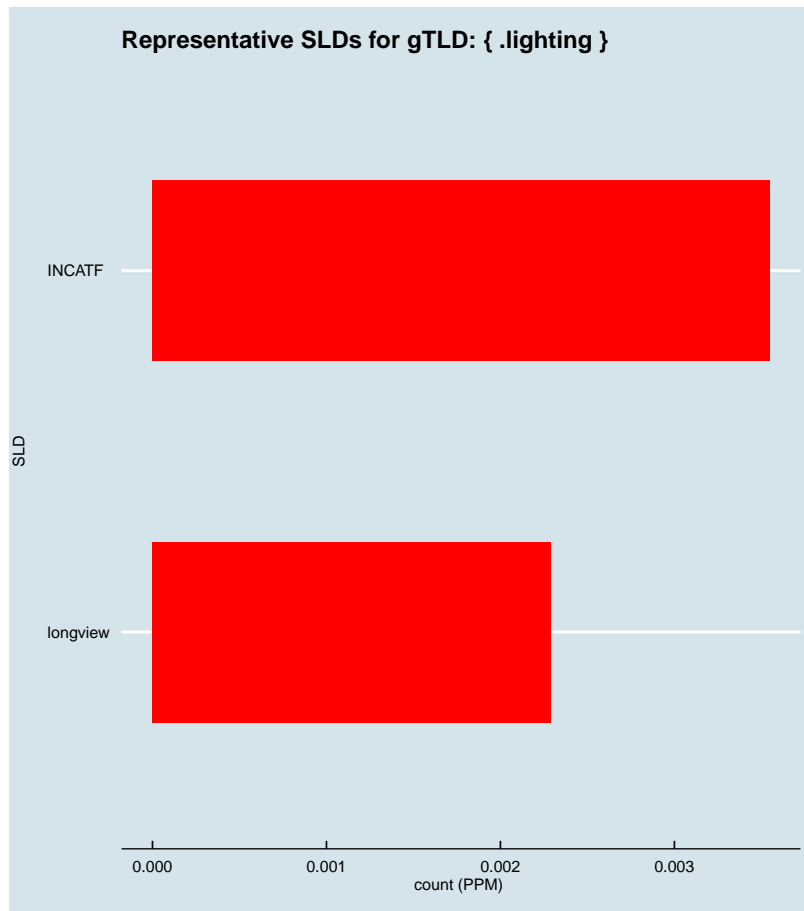


Figure 2.993: Representative SLDs for gTLD: { .lighting }. The *x* axis displays number of times (in parts per million) the corresponding SLD (*y* axis) was found in the gTLD.

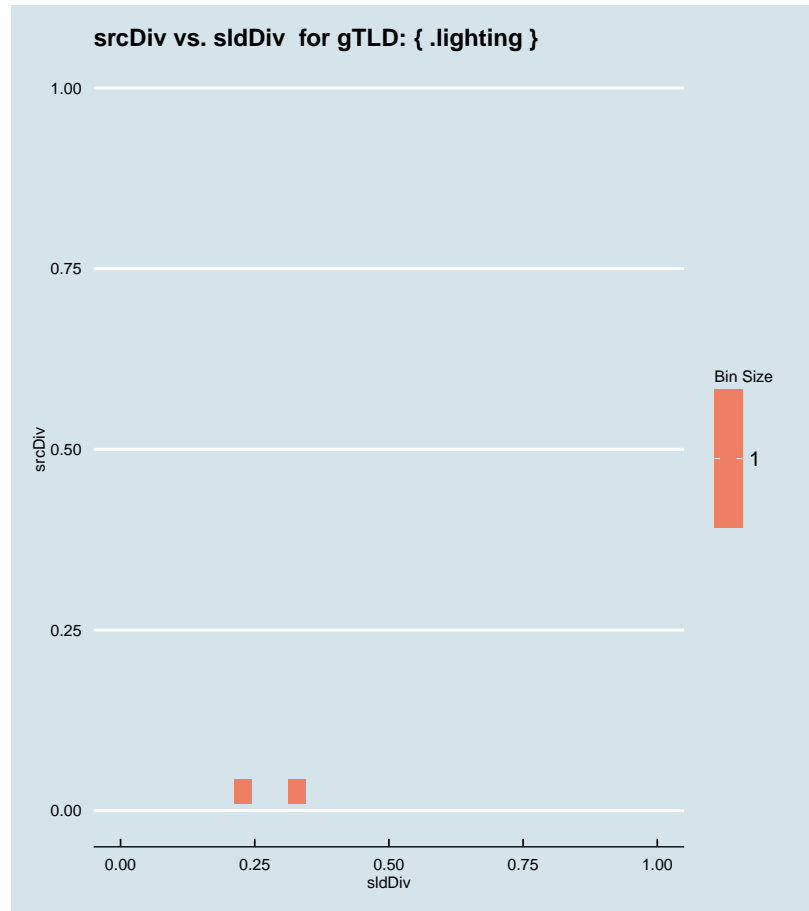


Figure 2.994: Binned scatter-plot of srcDiv and sldDiv for gTLD: { .lighting}.

### :: 2.684 Representative SLDs for gTLD: { .like }

In this section, we collect representative SLDs related to gTLD: 'like'. We found 7 unique SLDs after filtering. A total of 17464 records were considered representative and they are 60.125% of the gTLD dump. Since the total number of records for this gTLD is 17464, there are 0 non-representative records (NRep). In addition, this set comprises 7.16E-6 of the entire data-set. Table 2.498 shows the corresponding SLDs ordered by the level of importance. Figure 2.995 shows the record count (PPM) for each representative SLD. Figure 2.996 shows the binned scatter-plot of srcDiv and sldDiv.

► { .like }  
Total SLDs: 7  
a-sldDiv: 60.125%  
a-oR: 0.001%  
NRep: 0

Individual SLD descriptors for gTLD: {.like}										
SLD	count	sldDiv	$\phi$ -sldDiv	ipcount	srcDiv	$\phi$ -srcDiv	oR	a-srcDiv	a-oR	rem
INCATB	0.005	0.173	1.000	0.002	0.323	0.081	2.06E-6	0.173	2.06E-6	12431
INVALID	0.005	0.155	1.000	3.03E-4	0.067	0.009	1.85E-6	0.329	3.91E-6	7919
are	0.002	0.066	1.000	5.61E-4	0.294	0.075	7.83E-7	0.394	4.69E-6	6008
INCATC	0.002	0.063	1.000	9.38E-4	0.509	0.177	7.55E-7	0.458	5.45E-6	4166
RANDOM10	0.002	0.058	1.000	3.88E-4	0.231	0.055	6.88E-7	0.516	6.14E-6	2487
actions	0.001	0.043	1.000	1.3E-4	0.104	0.018	5.11E-7	0.559	6.65E-6	1239
RANDOM13	0.001	0.043	1.000	3.55E-4	0.287	0.074	5.08E-7	0.601	7.16E-6	0

Table 2.498: Top 7 most significant SLDs for gTLD 'like'. The SLD list holds 60.125% of the entries found in the gTLD and 7.16E-6 of the total number of entries for the entire experiment. **count** represents the number of records found for the SLD (in parts per million). **sldDiv** is the raw count divided by the number of records of this gTLD dump file. **oR** is the ratio of raw count to the total number of records of the experiment.  **$\phi$ -sldDiv** represents the  $\phi$  percentile of sldDiv on the entire data-set. **a-srcDiv** is the cumulative srcDiv variable. **a-oR** is the cumulative oR.

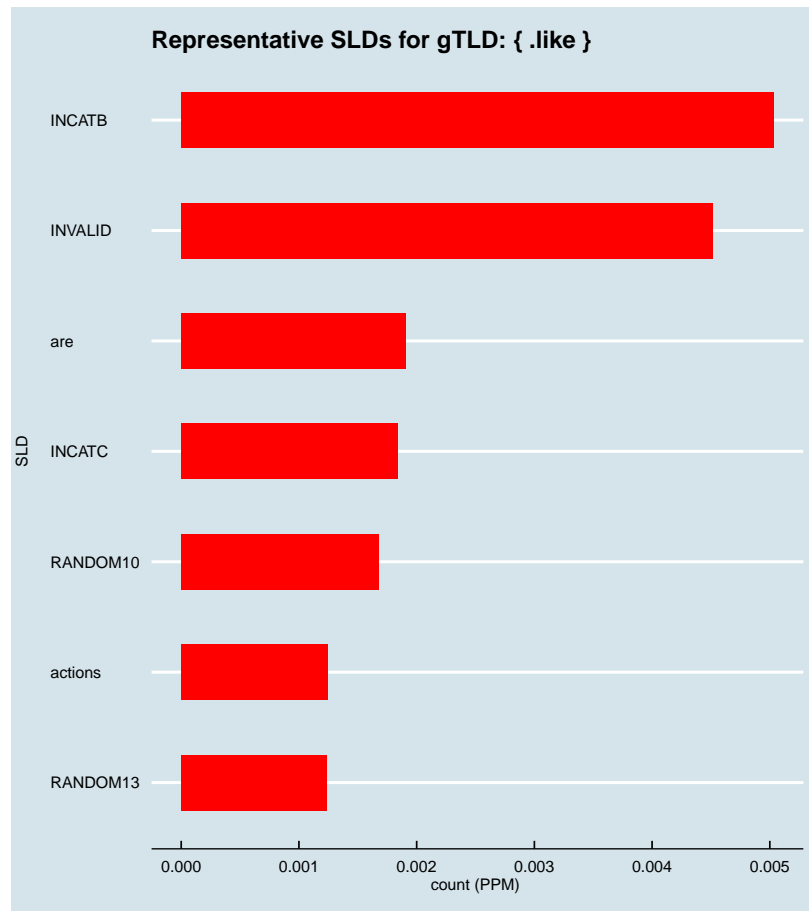


Figure 2.995: Representative SLDs for gTLD: { .like }. The  $x$  axis displays number of times (in parts per million) the corresponding SLD ( $y$  axis) was found in the gTLD.

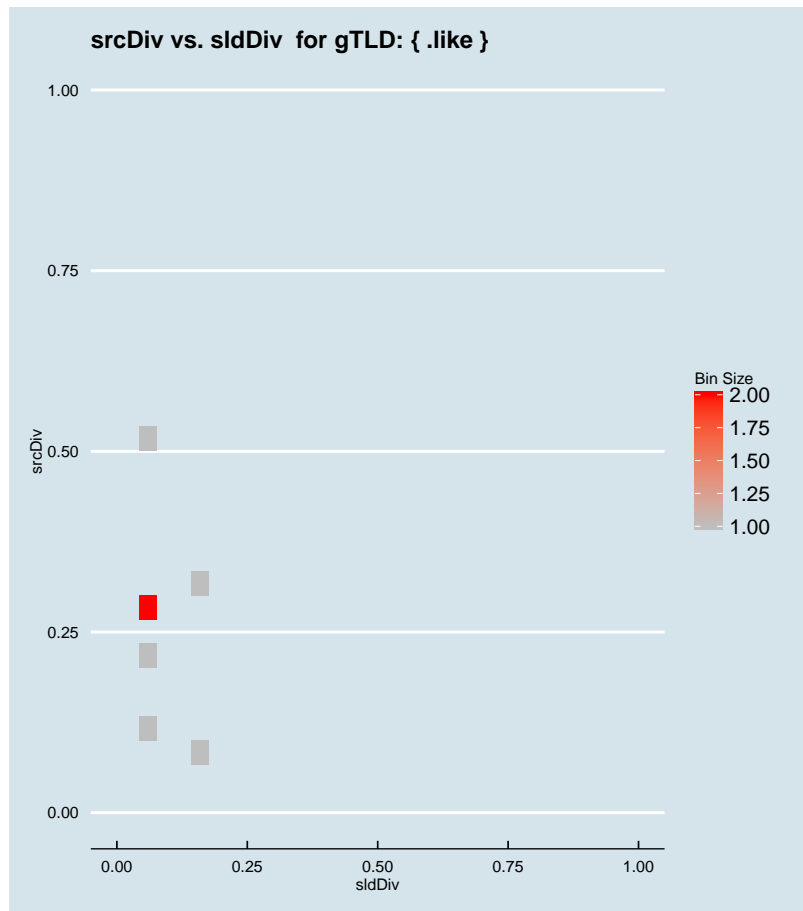


Figure 2.996: Binned scatter-plot of srcDiv and sldDiv for gTLD: {.like}.

### :: 2.685 Representative SLDs for gTLD: {.lilly}

In this section, we collect representative SLDs related to gTLD: 'lilly'. We found 7 unique SLDs after filtering. A total of 57027 records were considered representative and they are 90.894% of the gTLD dump. Since the total number of records for this gTLD is 57027, there are 0 non-representative records (NRep). In addition, this set comprises 2.34E-5 of the entire data-set. Table 2.499 shows the corresponding SLDs ordered by the level of importance. Figure 2.997 shows the record count (PPM) for each representative SLD. Figure 2.998 shows the binned scatter-plot of srcDiv and sldDiv.

► {.lilly}  
 Total SLDs: 7  
 a-sldDiv: 90.894%  
 a-oR: 0.002%  
 NRep: 0



Individual SLD descriptors for gTLD: {.lilly}										
SLD	count	sldDiv	$\phi$ -sldDiv	ipcount	srcDiv	$\phi$ -srcDiv	oR	a-srcDiv	a-oR	rem
INCATB	0.044	0.704	1.000	2.77E-4	0.006	2.58E-4	1.81E-5	0.704	1.81E-5	12861
INVALID	0.004	0.069	1.000	2.91E-4	0.067	0.009	1.78E-6	0.773	1.99E-5	8519
d52	0.002	0.035	1.000	5E-6	0.002	6.11E-5	9.09E-7	0.809	2.08E-5	6300
wpad	0.002	0.029	1.000	3.85E-4	0.208	0.049	7.57E-7	0.838	2.15E-5	4452
SHORTSLD	0.002	0.024	0.999	2.71E-4	0.178	0.039	6.25E-7	0.862	2.22E-5	2928
d50	0.001	0.023	0.999	2.6E-5	0.018	0.001	6.02E-7	0.886	2.28E-5	1459
RANDOM10	0.001	0.023	0.999	1.35E-4	0.093	0.015	5.98E-7	0.909	2.34E-5	0

Table 2.499: Top 7 most significant SLDs for gTLD 'lilly'. The SLD list holds 90.894% of the entries found in the gTLD and  $2.34E-5$  of the total number of entries for the entire experiment. **count** represents the number of records found for the SLD (in parts per million). **sldDiv** is the raw count divided by the number of records of this gTLD dump file. **oR** is the ratio of raw count to the total number of records of the experiment.  **$\phi$ -sldDiv** represents the  $\phi$  percentile of sldDiv on the entire data-set. **a-srcDiv** is the cumulative srcDiv variable. **a-oR** is the cumulative oR.

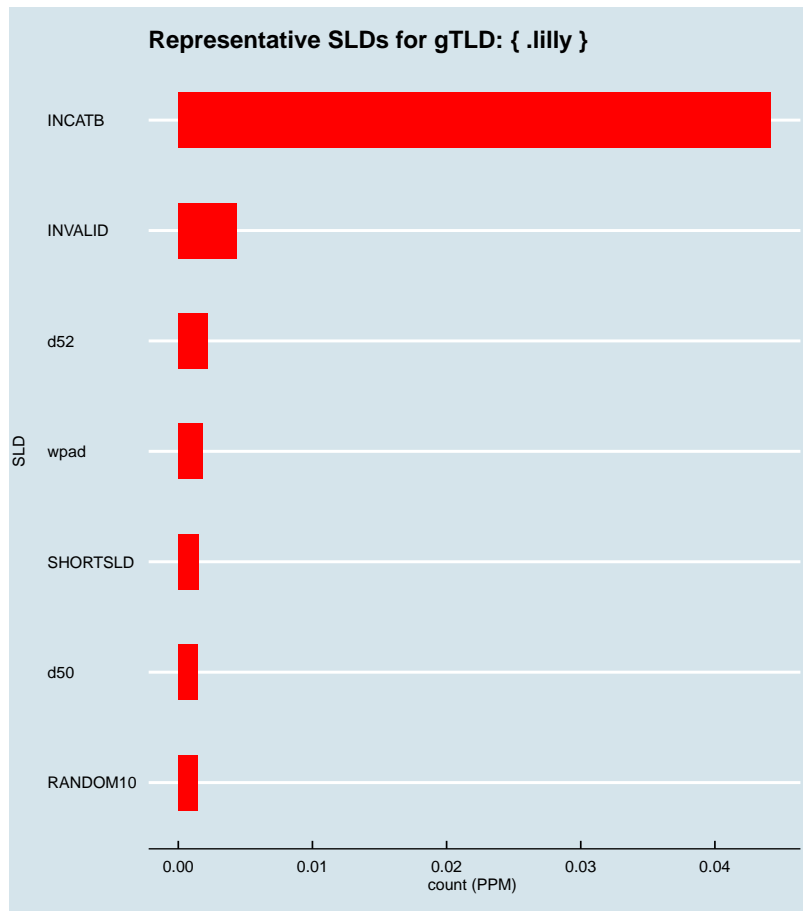


Figure 2.997: Representative SLDs for gTLD: { .lilly }. The x axis displays number of times (in parts per million) the corresponding SLD (y axis) was found in the gTLD.

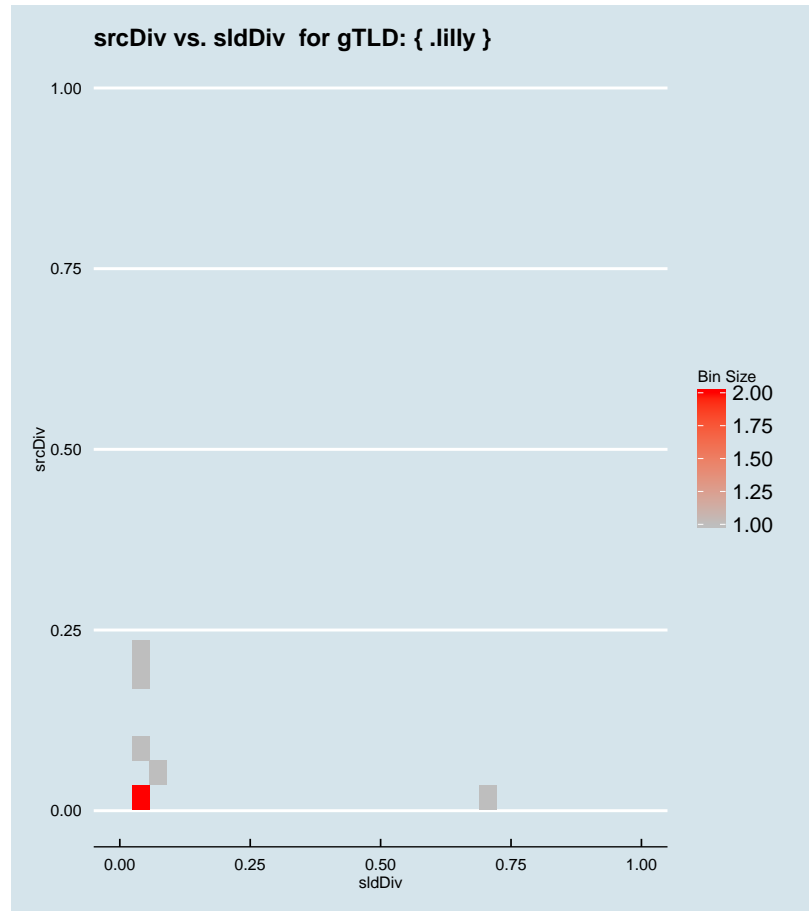


Figure 2.998: Binned scatter-plot of srcDiv and sldDiv for gTLD: { .lilly }.

### :: 2.686 Representative SLDs for gTLD: { .limited }

In this section, we collect representative SLDs related to gTLD: 'limited'. We found 5 unique SLDs after filtering. A total of 12757 records were considered representative and they are 56.404% of the gTLD dump. Since the total number of records for this gTLD is 12757, there are 0 non-representative records (NRep). In addition, this set comprises 5.23E-6 of the entire data-set. Table 2.500 shows the corresponding SLDs ordered by the level of importance. Figure 2.999 shows the record count (PPM) for each representative SLD. Figure 2.1000 shows the binned scatter-plot of srcDiv and sldDiv.

► { .limited }  
Total SLDs: 5  
a-sldDiv: 56.404%  
a-oR: 0.001%  
NRep: 0

Individual SLD descriptors for gTLD: {.limited}										
SLD	count	sldDiv	$\phi$ -sldDiv	ipcount	srcDiv	$\phi$ -srcDiv	oR	a-srcDiv	a-oR	rem
INCATF	0.004	0.177	1.000	3.09E-4	0.077	0.012	1.64E-6	0.177	1.64E-6	8744
RANDOM10	0.003	0.144	1.000	3.04E-4	0.093	0.015	1.33E-6	0.321	2.98E-6	5491
berri	0.002	0.095	1.000	6E-6	0.003	8.62E-5	8.79E-7	0.416	3.86E-6	3347
RANDOM13	0.002	0.074	1.000	3.04E-4	0.181	0.039	6.89E-7	0.490	4.55E-6	1665
INCATB	0.002	0.074	1.000	3.62E-4	0.217	0.051	6.82E-7	0.564	5.23E-6	0

Table 2.500: Top 5 most significant SLDs for gTLD 'limited'. The SLD list holds 56.404% of the entries found in the gTLD and 5.23E-6 of the total number of entries for the entire experiment. **count** represents the number of records found for the SLD (in parts per million). **sldDiv** is the raw count divided by the number of records of this gTLD dump file. **oR** is the ratio of raw count to the total number of records of the experiment.  **$\phi$ -sldDiv** represents the  $\phi$  percentile of sldDiv on the entire data-set. **a-srcDiv** is the cumulative srcDiv variable. **a-oR** is the cumulative oR.

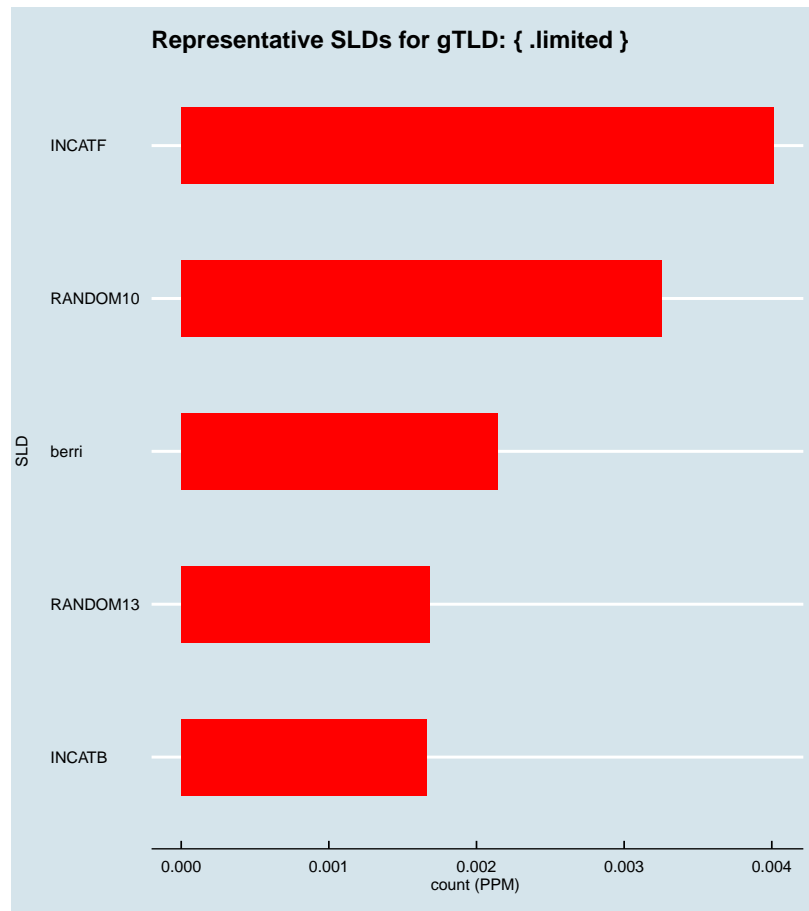


Figure 2.999: Representative SLDs for gTLD: { .limited}. The  $x$  axis displays number of times (in parts per million) the corresponding SLD ( $y$  axis) was found in the gTLD.

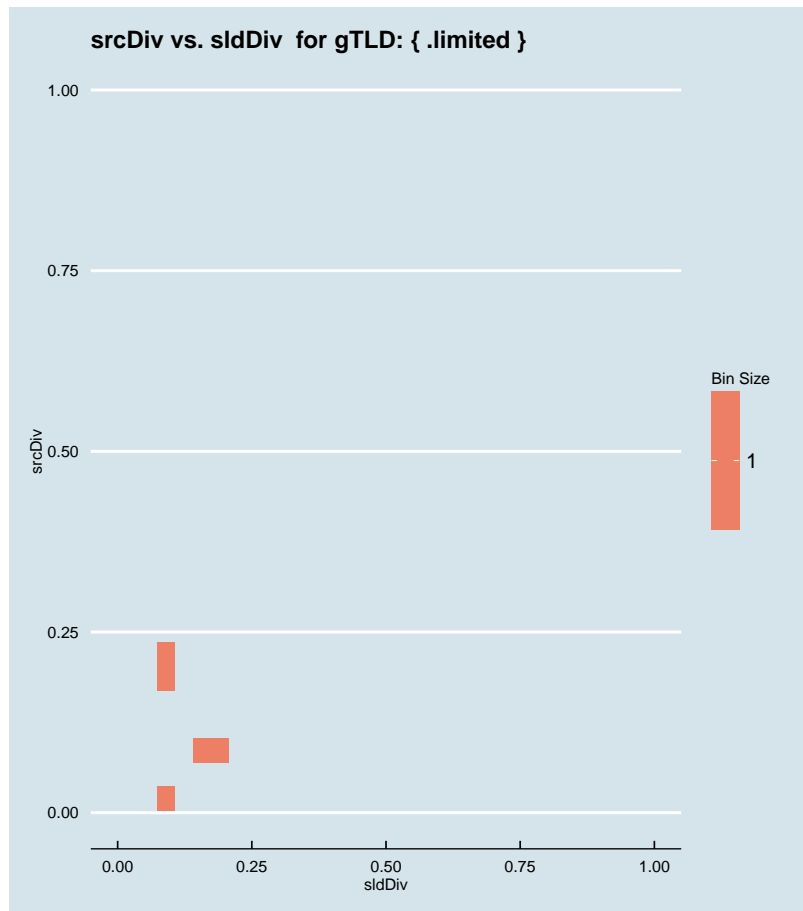


Figure 2.1000: Binned scatter-plot of srcDiv and sldDiv for gTLD: {.limited}.

∴ 2.687 Representative SLDs for gTLD: {.limo}

In this section, we collect representative SLDs related to gTLD: 'limo'. We found 1 unique SLDs after filtering. A total of 3944 records were considered representative and they are 36.061% of the gTLD dump. Since the total number of records for this gTLD is 3944, there are 0 non-representative records (NRep). In addition, this set comprises 1.62E−6 of the entire data-set. Table 2.501 shows the corresponding SLDs ordered by the level of importance. Figure 2.1001 shows the record count (PPM) for each representative SLD. Figure 2.1002 shows the binned scatter-plot of srcDiv and sldDiv.

► {.limo}  
 Total SLDs: 1  
 a-sldDiv: 36.061%  
 a-oR: 0.000%  
 NRep: 0

Individual SLD descriptors for gTLD: {limo}										
SLD	count	sldDiv	$\phi$ -sldDiv	ipcount	srcDiv	$\phi$ -srcDiv	oR	a-srcDiv	a-oR	rem
INVALID	0.004	0.361	1.000	9.8E-5	0.025	0.002	1.62E-6	0.361	1.62E-6	0

Table 2.501: Top 1 most significant SLDs for gTLD 'limo'. The SLD list holds 36.061% of the entries found in the gTLD and 1.62E-6 of the total number of entries for the entire experiment. **count** represents the number of records found for the SLD (in parts per million). **sldDiv** is the raw count divided by the number of records of this gTLD dump file. **oR** is the ratio of raw count to the total number of records of the experiment.  **$\phi$ -sldDiv** represents the  $\phi$  percentile of sldDiv on the entire data-set. **a-srcDiv** is the cumulative srcDiv variable. **a-oR** is the cumulative oR.

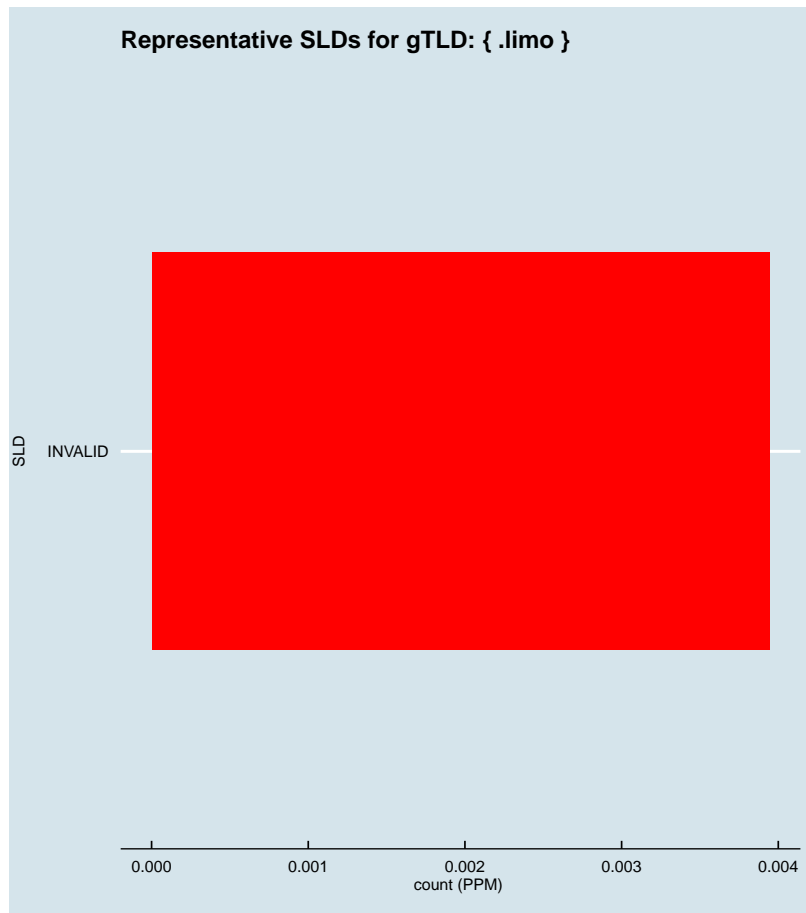


Figure 2.1001: Representative SLDs for gTLD: { .limo }. The  $x$  axis displays number of times (in parts per million) the corresponding SLD ( $y$  axis) was found in the gTLD.



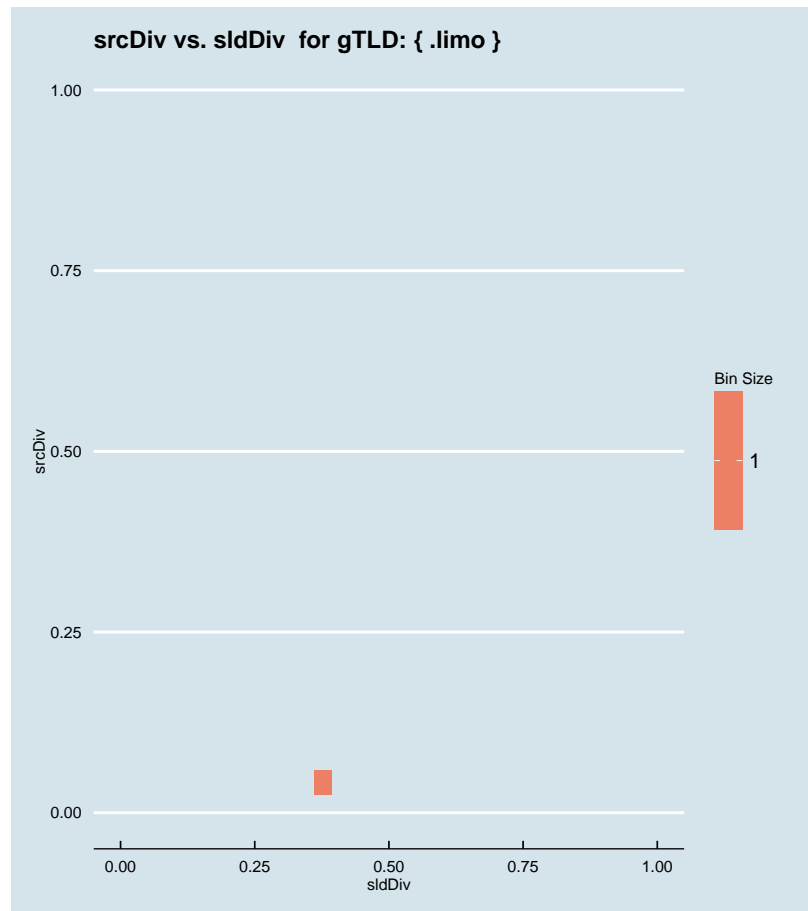


Figure 2.1002: Binned scatter-plot of srcDiv and sldDiv for gTLD: { .limo }.

### :: 2.688 Representative SLDs for gTLD: { .lincoln }

In this section, we collect representative SLDs related to gTLD: 'lincoln'. We found 11 unique SLDs after filtering. A total of 54577 records were considered representative and they are 83.199% of the gTLD dump. Since the total number of records for this gTLD is 54577, there are 0 non-representative records (NRep). In addition, this set comprises 2.24E-5 of the entire data-set. Table 2.502 shows the corresponding SLDs ordered by the level of importance. Figure 2.1003 shows the record count (PPM) for each representative SLD. Figure 2.1004 shows the binned scatter-plot of srcDiv and sldDiv.

► { .lincoln }  
Total SLDs: 11  
a-sldDiv: 83.199%  
a-oR: 0.002%  
NRep: 0

Individual SLD descriptors for gTLD: {.lincoln}										
SLD	count	sldDiv	$\phi$ -sldDiv	ipcount	srcDiv	$\phi$ -srcDiv	oR	a-srcDiv	a-oR	rem
RANDOM10	0.017	0.266	1.000	6.5E-4	0.037	0.004	7.16E-6	0.266	7.16E-6	37114
INVALID	0.013	0.193	1.000	8.67E-4	0.068	0.010	5.19E-6	0.459	1.23E-5	24454
INCATF	0.006	0.085	1.000	6.11E-4	0.109	0.019	2.29E-6	0.544	1.46E-5	18864
RANDOM13	0.005	0.075	1.000	5.78E-4	0.117	0.021	2.02E-6	0.620	1.67E-5	13923
wpusd	0.003	0.040	1.000	2.91E-4	0.110	0.019	1.09E-6	0.660	1.77E-5	11274
INCATB	0.002	0.038	1.000	4.91E-4	0.198	0.043	1.02E-6	0.698	1.88E-5	8788
wpad	0.002	0.035	1.000	5.81E-4	0.251	0.065	9.49E-7	0.733	1.97E-5	6472
INCATC	0.002	0.028	0.999	2.37E-4	0.129	0.025	7.56E-7	0.761	2.05E-5	4628
isatap	0.002	0.025	0.999	5.29E-4	0.323	0.081	6.71E-7	0.786	2.11E-5	2991
abe	0.002	0.024	0.999	1.28E-4	0.080	0.012	6.56E-7	0.811	2.18E-5	1391
SHORTSLD	0.001	0.021	0.999	1.32E-4	0.095	0.016	5.7E-7	0.832	2.24E-5	0

Table 2.502: Top 11 most significant SLDs for gTLD 'lincoln'. The SLD list holds 83.199% of the entries found in the gTLD and 2.24E-5 of the total number of entries for the entire experiment. **count** represents the number of records found for the SLD (in parts per million). **sldDiv** is the raw count divided by the number of records of this gTLD dump file. **oR** is the ratio of raw count to the total number of records of the experiment.  $\phi$ -**sldDiv** represents the  $\phi$  percentile of sldDiv on the entire data-set. **a-srcDiv** is the cumulative srcDiv variable. **a-oR** is the cumulative oR.

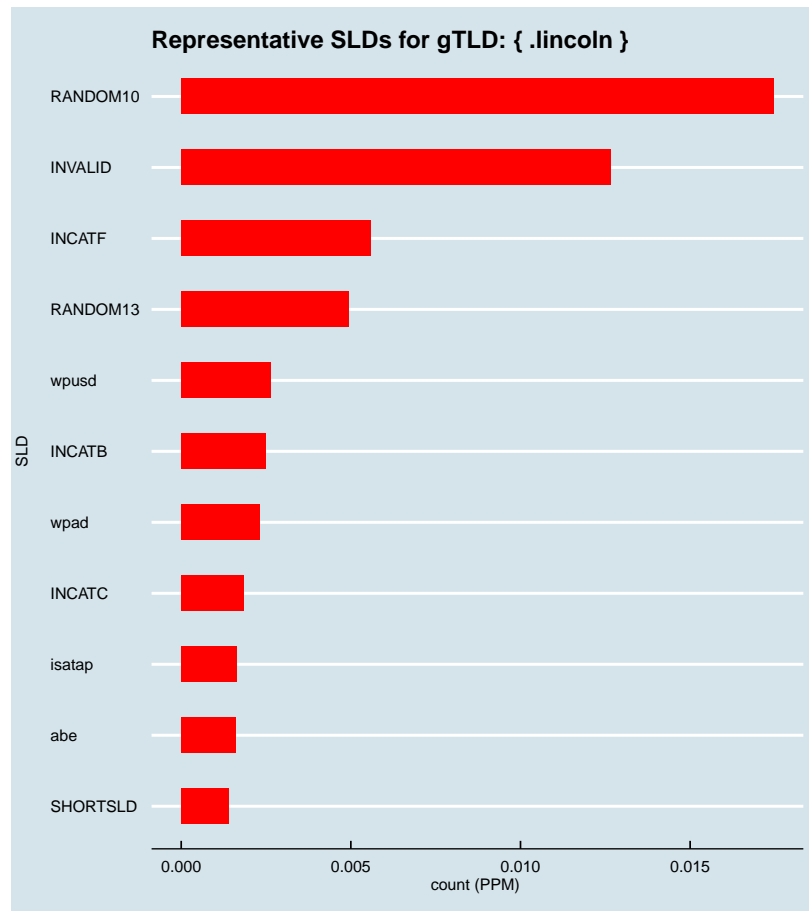


Figure 2.1003: Representative SLDs for gTLD: { .lincoln }. The  $x$  axis displays number of times (in parts per million) the corresponding SLD ( $y$  axis) was found in the gTLD.

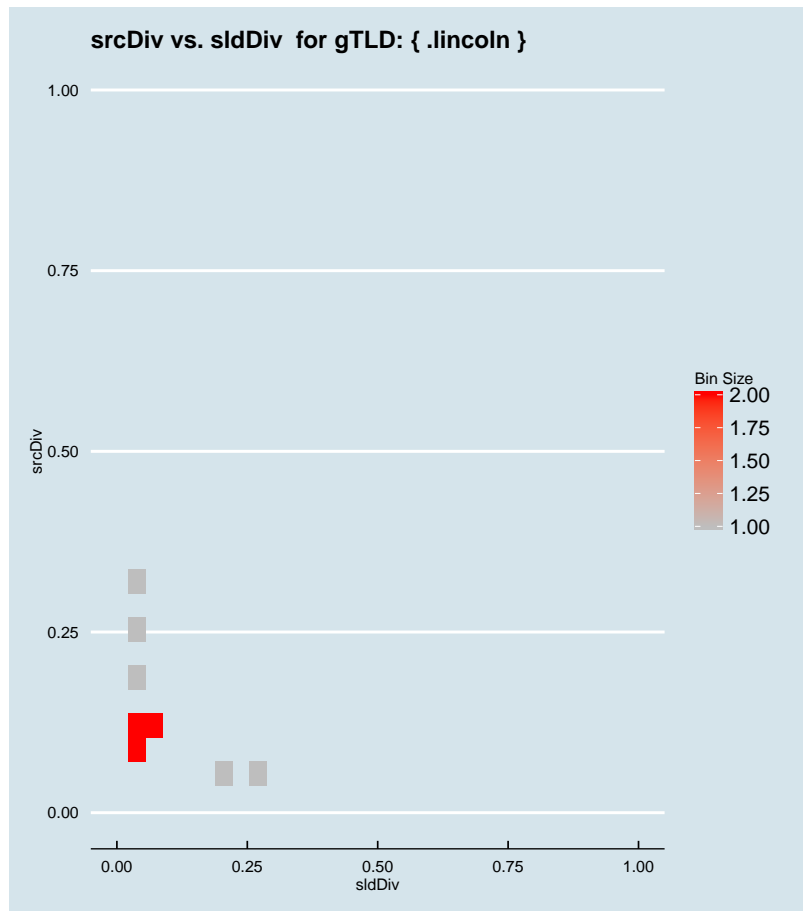


Figure 2.1004: Binned scatter-plot of srcDiv and sldDiv for gTLD: {.lincoln}.

### :: 2.689 Representative SLDs for gTLD: {.linde}

In this section, we collect representative SLDs related to gTLD: 'linde'. We found 1 unique SLDs after filtering. A total of 2708 records were considered representative and they are 35.901% of the gTLD dump. Since the total number of records for this gTLD is 2708, there are 0 non-representative records (NRep). In addition, this set comprises 1.11E-6 of the entire data-set. Table 2.503 shows the corresponding SLDs ordered by the level of importance. Figure 2.1005 shows the record count (PPM) for each representative SLD. Figure 2.1006 shows the binned scatter-plot of srcDiv and sldDiv.

► {.linde}  
 Total SLDs: 1  
 a-sldDiv: 35.901%  
 a-oR: 0.000%  
 NRep: 0

Individual SLD descriptors for gTLD: {linde}										
SLD	count	sldDiv	$\phi$ -sldDiv	ipcount	srcDiv	$\phi$ -srcDiv	oR	a-srcDiv	a-oR	rem
INVALID	0.003	0.359	1.000	4.23E-4	0.156	0.032	1.11E-6	0.359	1.11E-6	0

Table 2.503: Top 1 most significant SLDs for gTLD 'linde'. The SLD list holds 35.901% of the entries found in the gTLD and 1.11E-6 of the total number of entries for the entire experiment. **count** represents the number of records found for the SLD (in parts per million). **sldDiv** is the raw count divided by the number of records of this gTLD dump file. **oR** is the ratio of raw count to the total number of records of the experiment.  $\phi$ -**sldDiv** represents the  $\phi$  percentile of sldDiv on the entire data-set. **a-srcDiv** is the cumulative srcDiv variable. **a-oR** is the cumulative oR.




Figure 2.1005: Representative SLDs for gTLD: { .linde }. The *x* axis displays number of times (in parts per million) the corresponding SLD (*y* axis) was found in the gTLD.

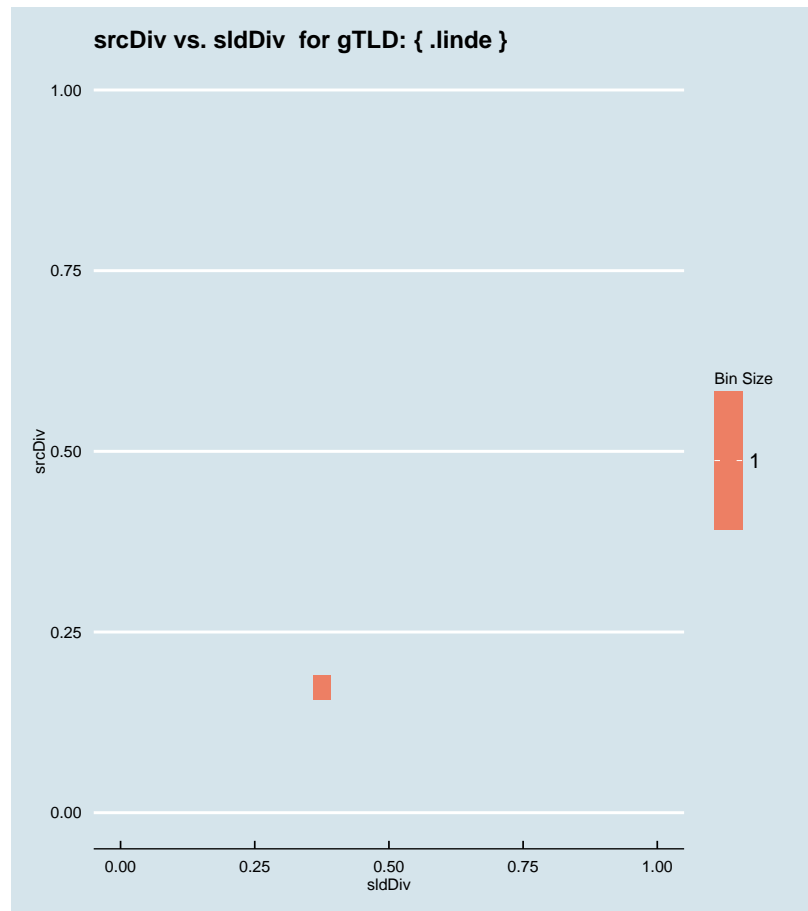


Figure 2.1006: Binned scatter-plot of srcDiv and sldDiv for gTLD: { .linde}.

### :: 2.690 Representative SLDs for gTLD: { .link }

In this section, we collect representative SLDs related to gTLD: 'link'. We found 26 unique SLDs after filtering. A total of 711057 records were considered representative and they are 93.192% of the gTLD dump. Since the total number of records for this gTLD is 711057, there are 0 non-representative records (NRep). In addition, this set comprises  $2.91E-4$  of the entire data-set. Table 2.504 shows the corresponding SLDs ordered by the level of importance. Figure 2.1007 shows the record count (PPM) for each representative SLD. Figure 2.1008 shows the binned scatter-plot of srcDiv and sldDiv.

► { .link }  
Total SLDs: 26  
a-sldDiv: 93.192%  
a-oR: 0.029%  
NRep: 0

Individual SLD descriptors for gTLD: {link}										
SLD	count	sldDiv	$\phi$ -sldDiv	ipcount	srcDiv	$\phi$ -srcDiv	oR	a-srcDiv	a-oR	rem
this	0.249	0.326	1.000	0.031	0.126	0.024	1.02E-4	0.326	1.02E-4	462307
denied	0.103	0.135	1.000	0.020	0.198	0.043	4.21E-5	0.461	1.44E-4	359621
INCATB	0.097	0.127	1.000	0.005	0.050	0.006	3.97E-5	0.587	1.84E-4	262810
SHORTSLD	0.035	0.046	1.000	0.003	0.087	0.014	1.44E-5	0.634	1.98E-4	227600
INVALID	0.034	0.044	1.000	0.002	0.074	0.011	1.38E-5	0.678	2.12E-4	193956
RANDOM10	0.033	0.044	1.000	0.002	0.073	0.011	1.37E-5	0.722	2.26E-4	160535
INCATC	0.032	0.041	1.000	0.003	0.087	0.014	1.29E-5	0.763	2.39E-4	129005
statusbar	0.021	0.027	0.999	0.005	0.260	0.066	8.41E-6	0.790	2.47E-4	108486
tun	0.017	0.022	0.999	2E-6	1.19E-4	6.44E-7	6.87E-6	0.812	2.54E-4	91721
RANDOM13	0.017	0.022	0.999	0.001	0.063	0.009	6.86E-6	0.834	2.61E-4	74989
INCATE	0.014	0.018	0.999	0.006	0.468	0.127	5.55E-6	0.851	2.66E-4	61444
fake	0.012	0.015	0.999	0.005	0.408	0.114	4.72E-6	0.866	2.71E-4	49921
INCATF	0.011	0.014	0.999	8.11E-4	0.075	0.011	4.44E-6	0.881	2.75E-4	39080
wpad	0.010	0.013	0.999	0.002	0.216	0.050	4.05E-6	0.894	2.79E-4	29199
isatap	0.008	0.011	0.999	0.002	0.259	0.066	3.36E-6	0.904	2.83E-4	21007
earthlink	0.004	0.006	0.999	0.002	0.492	0.130	1.79E-6	0.910	2.85E-4	16629
agreste	0.002	0.003	0.998	9.3E-4	0.396	0.107	9.61E-7	0.913	2.86E-4	14283
reynosa	0.002	0.003	0.998	4.16E-4	0.197	0.043	8.66E-7	0.916	2.86E-4	12170
nema	0.002	0.003	0.998	4.85E-4	0.234	0.055	8.49E-7	0.919	2.87E-4	10099
eloqua	0.002	0.003	0.998	0.001	0.721	0.241	8.41E-7	0.921	2.88E-4	8048
sudden	0.002	0.002	0.998	3.79E-4	0.233	0.055	6.66E-7	0.924	2.89E-4	6422
marocsigna...	0.002	0.002	0.998	1.06E-4	0.068	0.010	6.42E-7	0.926	2.89E-4	4856
INCATD	0.001	0.002	0.997	2.65E-4	0.211	0.049	5.14E-7	0.927	2.9E-4	3602
dynamic	0.001	0.002	0.997	3.9E-5	0.032	0.003	4.96E-7	0.929	2.9E-4	2392
homeless	0.001	0.002	0.997	3.07E-4	0.254	0.065	4.95E-7	0.930	2.91E-4	1185
linkcorret...	0.001	0.002	0.997	1.16E-4	0.098	0.016	4.86E-7	0.932	2.91E-4	0

Table 2.504: Top 26 most significant SLDs for gTLD 'link'. The SLD list holds 93.192% of the entries found in the gTLD and 2.91E-4 of the total number of entries for the entire experiment. **count** represents the number of records found for the SLD (in parts per million). **sldDiv** is the raw count divided by the number of records of this gTLD dump file. **oR** is the ratio of raw count to the total number of records of the experiment.  **$\phi$ -sldDiv** represents the  $\phi$  percentile of sldDiv on the entire data-set. **a-srcDiv** is the cumulative srcDiv variable. **a-oR** is the cumulative oR.



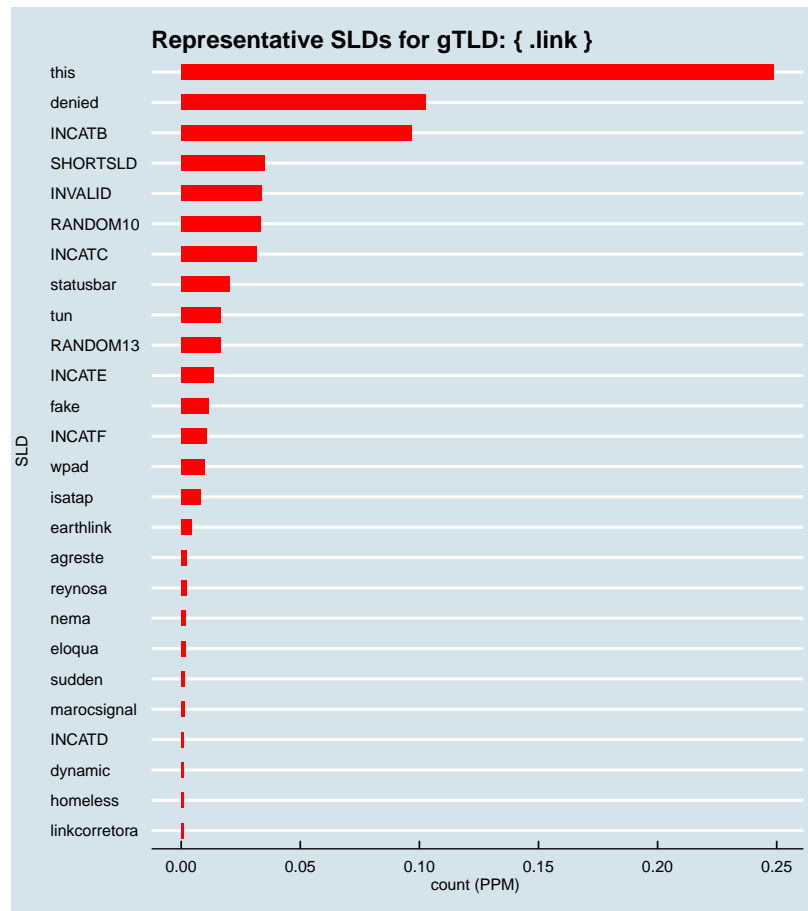


Figure 2.1007: Representative SLDs for gTLD: { .link}. The  $x$  axis displays number of times (in parts per million) the corresponding SLD ( $y$  axis) was found in the gTLD.

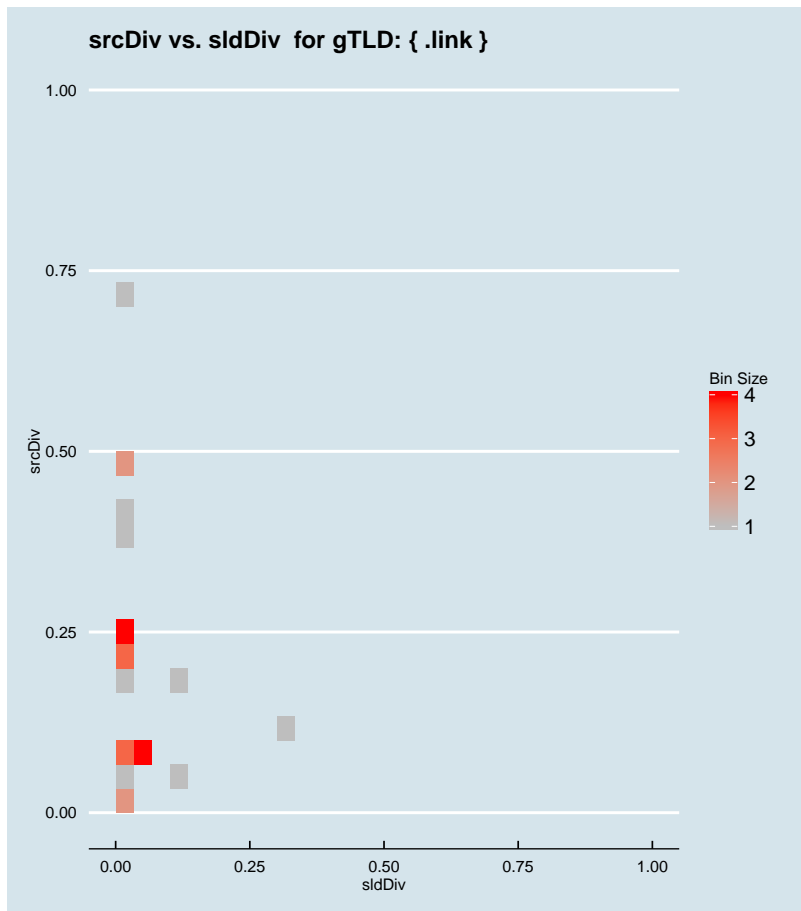


Figure 2.1008: Binned scatter-plot of srcDiv and sldDiv for gTLD: {.link}.

∴ 2.691 Representative SLDs for gTLD: {.lipsy}

In this section, we collect representative SLDs related to gTLD: 'lipsy'. We found 0 unique SLDs after filtering. A total of 0 records were considered representative and they are 0.000% of the gTLD dump. Since the total number of records for this gTLD is 0, there are 0 non-representative records (NRep). In addition, this set comprises 0E0 of the entire data-set.

► {.lipsy}  
 Total SLDs: 0  
 a-sldDiv: 0.000%  
 a-oR: 0.000%  
 NRep: 0

∴ 2.692 Representative SLDs for gTLD: {.live}

In this section, we collect representative SLDs related to gTLD: 'live'. We found 49

► {.live}  
 Total SLDs: 49  
 a-sldDiv: 78.702%  
 a-oR: 0.021%  
 NRep: 0

unique SLDs after filtering. A total of 505490 records were considered representative and they are 78.702% of the gTLD dump. Since the total number of records for this gTLD is 505490, there are 0 non-representative records (NRep). In addition, this set comprises  $2.07\text{E}-4$  of the entire data-set. Table 2.505 shows the corresponding SLDs ordered by the level of importance. Figure 2.1009 shows the record count (PPM) for each representative SLD. Figure 2.1010 shows the binned scatter-plot of srcDiv and sldDiv.

Individual SLD descriptors for gTLD: {live}										
SLD	count	sldDiv	$\phi$ -sldDiv	ipcount	srcDiv	$\phi$ -srcDiv	oR	a-srcDiv	a-oR	rem
INCATC	0.153	0.239	1.000	0.026	0.173	0.038	6.28E-5	0.239	6.28E-5	352187
RANDOM13	0.048	0.075	1.000	0.003	0.071	0.010	1.98E-5	0.314	8.26E-5	303832
homeaway	0.038	0.059	1.000	0.004	0.118	0.022	1.54E-5	0.373	9.81E-5	266196
INCATF	0.029	0.045	1.000	0.002	0.062	0.008	1.19E-5	0.418	1.1E-4	237057
INCATB	0.025	0.039	1.000	0.006	0.221	0.051	1.02E-5	0.457	1.2E-4	212077
eutrips	0.020	0.032	1.000	0.003	0.171	0.037	8.36E-6	0.489	1.29E-4	191674
pop3	0.016	0.025	0.999	0.003	0.189	0.042	6.52E-6	0.513	1.35E-4	175756
INVALID	0.015	0.024	0.999	0.002	0.150	0.031	6.34E-6	0.537	1.41E-4	160284
test	0.010	0.016	0.999	3.8E-5	0.004	1.29E-4	4.12E-6	0.553	1.46E-4	150220
INCATD	0.010	0.015	0.999	0.004	0.396	0.107	4E-6	0.568	1.5E-4	140451
smtp	0.009	0.015	0.999	0.002	0.202	0.048	3.88E-6	0.583	1.53E-4	130973
SHORTSLD	0.009	0.015	0.999	0.003	0.373	0.102	3.83E-6	0.598	1.57E-4	121630
INCATE	0.009	0.014	0.999	0.005	0.590	0.192	3.75E-6	0.612	1.61E-4	112469
spaces	0.008	0.012	0.999	0.003	0.333	0.082	3.12E-6	0.624	1.64E-4	104848
RANDOM10	0.007	0.012	0.999	0.002	0.239	0.056	3.05E-6	0.635	1.67E-4	97402
msn	0.007	0.011	0.999	0.003	0.441	0.121	2.9E-6	0.646	1.7E-4	90337
q-vision	0.007	0.011	0.999	1.9E-4	0.027	0.002	2.84E-6	0.657	1.73E-4	83405
mgmt	0.006	0.010	0.999	1.97E-4	0.031	0.003	2.63E-6	0.667	1.76E-4	76999
scottishci...	0.006	0.010	0.999	2.57E-4	0.040	0.004	2.62E-6	0.677	1.78E-4	70603
login	0.006	0.009	0.999	0.003	0.452	0.124	2.42E-6	0.686	1.81E-4	64688
jsds1	0.004	0.007	0.999	1.27E-4	0.029	0.003	1.77E-6	0.693	1.82E-4	60362
hicomtx	0.004	0.006	0.999	4.58E-4	0.115	0.021	1.63E-6	0.699	1.84E-4	56386
cert	0.004	0.006	0.999	8.8E-5	0.023	0.002	1.54E-6	0.705	1.86E-4	52617
mralexande...	0.003	0.005	0.999	0.001	0.423	0.117	1.37E-6	0.710	1.87E-4	49286
nyphil	0.003	0.005	0.999	2.1E-4	0.064	0.009	1.34E-6	0.715	1.88E-4	46012
server	0.003	0.005	0.999	8.4E-5	0.026	0.002	1.3E-6	0.720	1.9E-4	42836
twoo	0.003	0.005	0.999	7.85E-4	0.264	0.067	1.22E-6	0.725	1.91E-4	39859
ttc	0.003	0.004	0.999	2.31E-4	0.085	0.013	1.12E-6	0.729	1.92E-4	37131
thefa	0.002	0.004	0.998	0.001	0.572	0.190	9.67E-7	0.733	1.93E-4	34771
theelders	0.002	0.004	0.998	2.08E-4	0.090	0.014	9.48E-7	0.736	1.94E-4	32458
7digital	0.002	0.004	0.998	2.05E-4	0.090	0.014	9.36E-7	0.740	1.95E-4	30175
wpad	0.002	0.003	0.998	4.77E-4	0.229	0.054	8.54E-7	0.743	1.96E-4	28090
account	0.002	0.003	0.998	0.001	0.715	0.241	8.43E-7	0.746	1.96E-4	26032
messenger	0.002	0.003	0.998	8.29E-4	0.404	0.114	8.41E-7	0.750	1.97E-4	23979
hercules	0.002	0.003	0.998	1.5E-5	0.007	3.27E-4	8.29E-7	0.753	1.98E-4	21956

Table 2.505: Top 35 most significant SLDs for gTLD 'live'. The SLD list holds 78.702% of the entries found in the gTLD and 2.07E-4 of the total number of entries for the entire experiment. **count** represents the number of records found for the SLD (in parts per million). **sldDiv** is the raw count divided by the number of records of this gTLD dump file. **oR** is the ratio of raw count to the total number of records of the experiment.  $\phi$ -**sldDiv** represents the  $\phi$  percentile of sldDiv on the entire data-set. **a-srcDiv** is the cumulative srcDiv variable. **a-oR** is the cumulative oR.

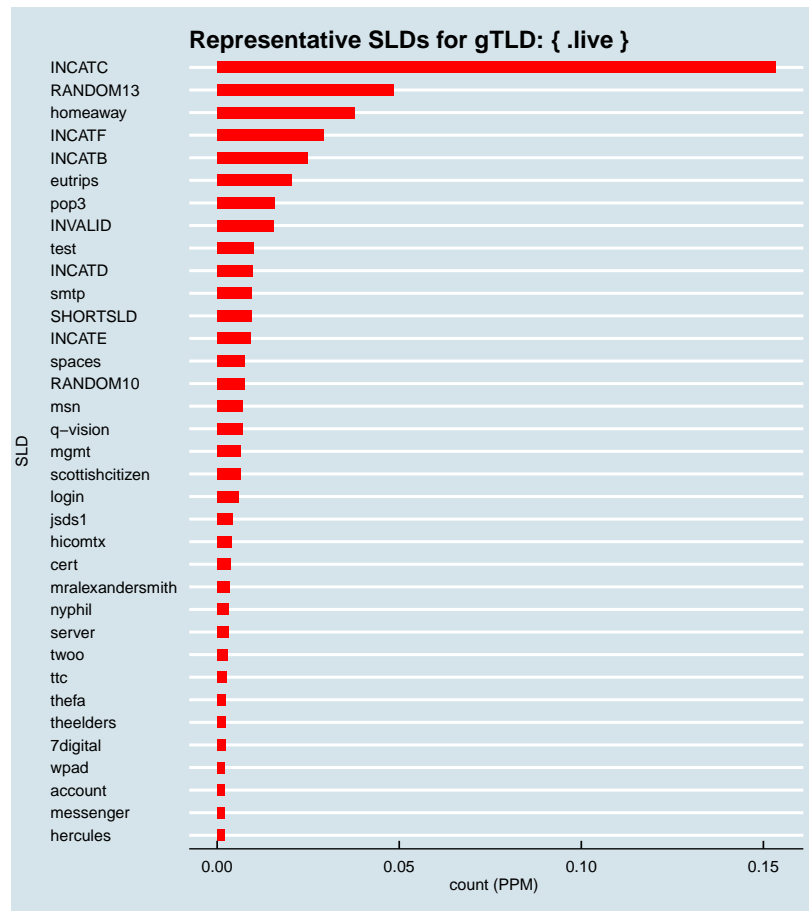


Figure 2.1009: Representative SLDs for gTLD: { .live}. The  $x$  axis displays number of times (in parts per million) the corresponding SLD ( $y$  axis) was found in the gTLD.

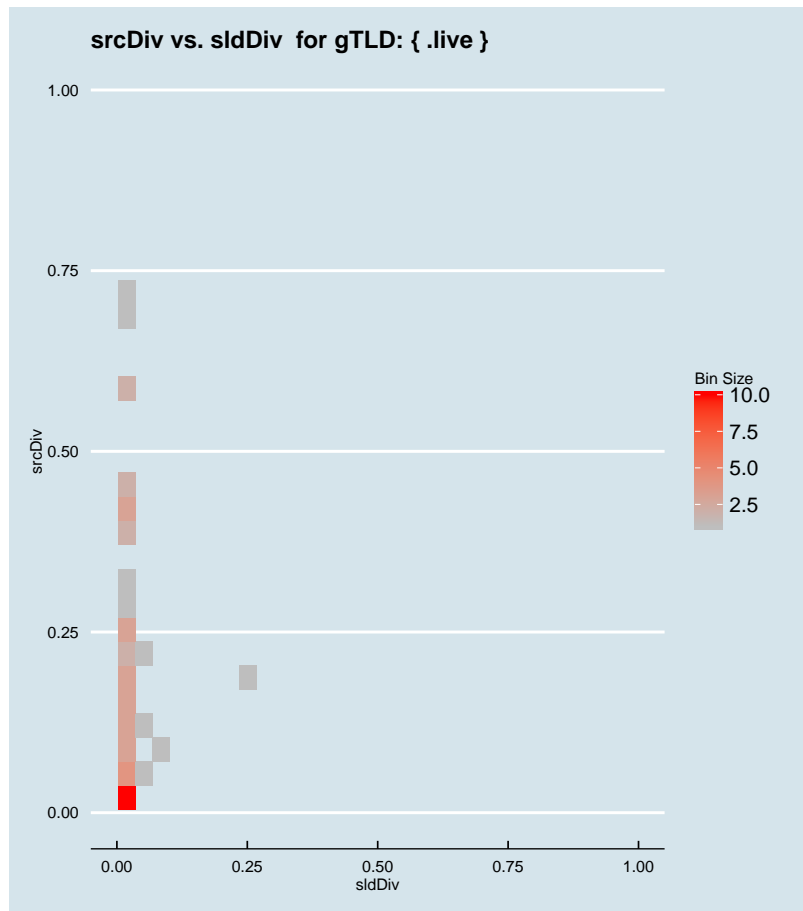


Figure 2.1010: Binned scatter-plot of srcDiv and sldDiv for gTLD: { .live }.

∴ 2.693 Representative SLDs for gTLD: { .livestrong }

In this section, we collect representative SLDs related to gTLD: 'livestrong'. We found 0 unique SLDs after filtering. A total of 0 records were considered representative and they are 0.000% of the gTLD dump. Since the total number of records for this gTLD is 0, there are 0 non-representative records (NRep). In addition, this set comprises 0EO of the entire data-set.

► { .livestrong }  
 Total SLDs: 0  
 a-sldDiv: 0.000%  
 a-oR: 0.000%  
 NRep: 0

∴ 2.694 Representative SLDs for gTLD: { .living }

In this section, we collect representative SLDs related to gTLD: 'living'. We found 3

► { .living }  
 Total SLDs: 3  
 a-sldDiv: 72.845%  
 a-oR: 0.001%  
 NRep: 0

unique SLDs after filtering. A total of 20323 records were considered representative and they are 72.845% of the gTLD dump. Since the total number of records for this gTLD is 20323, there are 0 non-representative records (NRep). In addition, this set comprises  $8.33E-6$  of the entire data-set. Table 2.506 shows the corresponding SLDs ordered by the level of importance. Figure 2.1011 shows the record count (PPM) for each representative SLD. Figure 2.1012 shows the binned scatter-plot of srcDiv and sldDiv.

Individual SLD descriptors for gTLD: {living}										
SLD	count	sldDiv	$\phi$ -sldDiv	ipcount	srcDiv	$\phi$ -srcDiv	oR	a-srcDiv	a-oR	rem
INCATC	0.010	0.373	1.000	0.005	0.445	0.123	$4.27E-6$	0.373	$4.27E-6$	9903
INVALID	0.007	0.245	1.000	$8.23E-4$	0.121	0.022	$2.8E-6$	0.618	$7.07E-6$	3079
INCATB	0.003	0.110	1.000	$5.27E-4$	0.171	0.037	$1.26E-6$	0.728	$8.33E-6$	0

Table 2.506: Top 3 most significant SLDs for gTLD 'living'. The SLD list holds 72.845% of the entries found in the gTLD and  $8.33E-6$  of the total number of entries for the entire experiment. **count** represents the number of records found for the SLD (in parts per million). **sldDiv** is the raw count divided by the number of records of this gTLD dump file. **oR** is the ratio of raw count to the total number of records of the experiment.  **$\phi$ -sldDiv** represents the  $\phi$  percentile of sldDiv on the entire data-set. **a-srcDiv** is the cumulative srcDiv variable. **a-oR** is the cumulative oR.

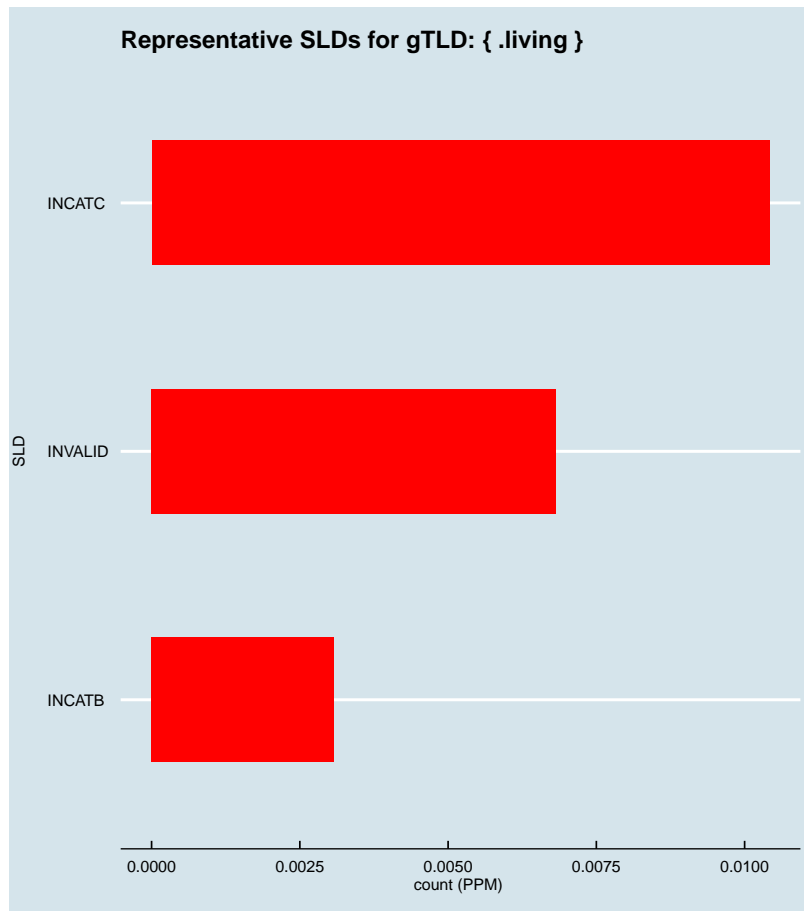


Figure 2.1011: Representative SLDs for gTLD: { .living }. The *x* axis displays number of times (in parts per million) the corresponding SLD (*y* axis) was found in the gTLD.



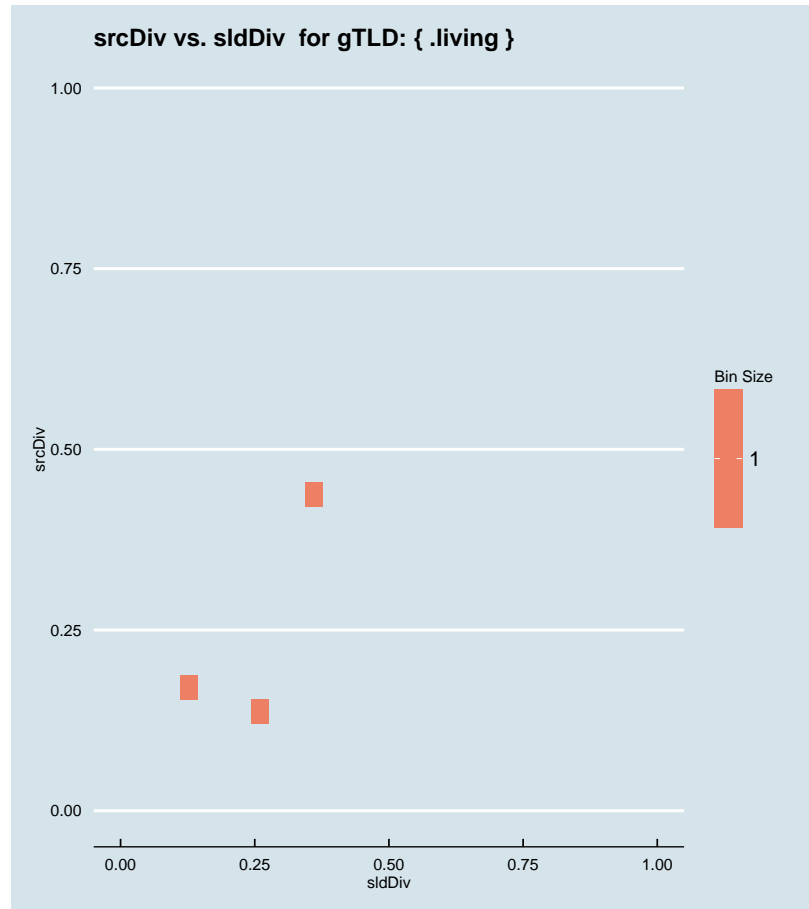


Figure 2.1012: Binned scatter-plot of srcDiv and sldDiv for gTLD: {.living}.

### :: 2.695 Representative SLDs for gTLD: {.lixil}

In this section, we collect representative SLDs related to gTLD: 'lixil'. We found 0 unique SLDs after filtering. A total of 0 records were considered representative and they are 0.000% of the gTLD dump. Since the total number of records for this gTLD is 0, there are 0 non-representative records (NRep). In addition, this set comprises 0E0 of the entire data-set.

► {.lixil}  
Total SLDs: 0  
a-sldDiv: 0.000%  
a-oR: 0.000%  
NRep: 0

### :: 2.696 Representative SLDs for gTLD: {.llc}

In this section, we collect representative SLDs related to gTLD: 'llc'. We found 43

► {.llc}  
Total SLDs: 43  
a-sldDiv: 93.700%  
a-oR: 0.039%  
NRep: 0

unique SLDs after filtering. A total of 948641 records were considered representative and they are 93.700% of the gTLD dump. Since the total number of records for this gTLD is 948641, there are 0 non-representative records (NRep). In addition, this set comprises  $3.89E-4$  of the entire data-set. Table 2.507 shows the corresponding SLDs ordered by the level of importance. Figure 2.1013 shows the record count (PPM) for each representative SLD. Figure 2.1014 shows the binned scatter-plot of srcDiv and sldDiv.

Individual SLD descriptors for gTLD: {llc}										
SLD	count	sldDiv	$\phi$ -sldDiv	ipcount	srcDiv	$\phi$ -srcDiv	oR	a-srcDiv	a-oR	rem
dfa	0.240	0.237	1.000	0.010	0.042	0.005	9.84E-5	0.237	9.84E-5	708579
INCATF	0.203	0.201	1.000	0.010	0.047	0.005	8.32E-5	0.438	1.82E-4	505570
baincapita...	0.114	0.113	1.000	0.005	0.046	0.005	4.69E-5	0.551	2.28E-4	391201
RANDOM13	0.064	0.063	1.000	0.004	0.066	0.009	2.63E-5	0.614	2.55E-4	327092
INCATD	0.048	0.048	1.000	0.004	0.079	0.012	1.98E-5	0.662	2.75E-4	278674
walbroem	0.035	0.035	1.000	0.002	0.045	0.005	1.44E-5	0.696	2.89E-4	243554
wirelessad...	0.029	0.028	0.999	0.002	0.067	0.009	1.17E-5	0.725	3.01E-4	215025
lggm	0.028	0.028	0.999	0.002	0.069	0.010	1.15E-5	0.752	3.12E-4	187015
RANDOM10	0.020	0.020	0.999	0.002	0.106	0.018	8.24E-6	0.772	3.2E-4	166917
atc	0.019	0.019	0.999	0.001	0.065	0.009	7.98E-6	0.791	3.28E-4	147443
thilmany	0.014	0.014	0.999	0.001	0.101	0.017	5.83E-6	0.805	3.34E-4	133223
INCATB	0.014	0.013	0.999	0.001	0.076	0.011	5.57E-6	0.819	3.4E-4	119632
kadmon	0.011	0.011	0.999	5.59E-4	0.050	0.006	4.6E-6	0.830	3.44E-4	108416
abc	0.008	0.008	0.999	0.001	0.192	0.042	3.15E-6	0.838	3.47E-4	100733
SHORTSLD	0.007	0.007	0.999	7.57E-4	0.104	0.018	2.98E-6	0.845	3.5E-4	93463
wbcm	0.006	0.006	0.999	3.61E-4	0.060	0.008	2.49E-6	0.851	3.53E-4	87396
INCATI	0.006	0.006	0.999	0.002	0.258	0.066	2.45E-6	0.857	3.55E-4	81407
cowansyste...	0.006	0.005	0.999	5.19E-4	0.094	0.015	2.27E-6	0.862	3.58E-4	75867
belac	0.005	0.005	0.999	2.06E-4	0.038	0.004	2.25E-6	0.867	3.6E-4	70382
swedaco	0.005	0.005	0.999	5.94E-4	0.116	0.021	2.1E-6	0.873	3.62E-4	65248
wpsignal	0.005	0.005	0.999	8.8E-5	0.018	0.001	2.03E-6	0.877	3.64E-4	60286
sln	0.005	0.005	0.999	3.81E-4	0.081	0.012	1.92E-6	0.882	3.66E-4	55603
gusto	0.004	0.004	0.999	5.8E-5	0.013	7.86E-4	1.78E-6	0.886	3.68E-4	51254
ips	0.004	0.004	0.999	1.23E-4	0.029	0.003	1.72E-6	0.891	3.69E-4	47061
tmg	0.004	0.004	0.998	4.3E-5	0.011	5.63E-4	1.62E-6	0.894	3.71E-4	43100
INCATC	0.004	0.004	0.998	8E-4	0.208	0.049	1.58E-6	0.898	3.73E-4	39255
psamny	0.004	0.004	0.998	3.53E-4	0.097	0.016	1.49E-6	0.902	3.74E-4	35627
tdr160	0.004	0.004	0.998	3.11E-4	0.086	0.014	1.48E-6	0.905	3.76E-4	32016
INVALID	0.004	0.003	0.998	6.33E-4	0.179	0.039	1.45E-6	0.909	3.77E-4	28479
fea	0.004	0.003	0.998	2E-5	0.006	2.24E-4	1.44E-6	0.912	3.79E-4	24964
cpg	0.003	0.003	0.998	1.96E-4	0.060	0.008	1.34E-6	0.916	3.8E-4	21689
roskampaz	0.003	0.003	0.998	6.83E-4	0.252	0.065	1.11E-6	0.918	3.81E-4	18979
mrm	0.002	0.002	0.998	1.87E-4	0.077	0.012	9.95E-7	0.921	3.82E-4	16550
INCATK	0.002	0.002	0.998	4.19E-4	0.193	0.042	8.91E-7	0.923	3.83E-4	14377
ldr	0.002	0.002	0.998	1E-4	0.047	0.005	8.68E-7	0.925	3.84E-4	12260

Table 2.507: Top 35 most significant SLDs for gTLD 'llc'. The SLD list holds 93.700% of the entries found in the gTLD and 3.89E-4 of the total number of entries for the entire experiment. **count** represents the number of records found for the SLD (in parts per million). **sldDiv** is the raw count divided by the number of records of this gTLD dump file. **oR** is the ratio of raw count to the total number of records of the experiment.  **$\phi$ -sldDiv** represents the  $\phi$  percentile of sldDiv on the entire data-set. **a-srcDiv** is the cumulative srcDiv variable. **a-oR** is the cumulative oR.

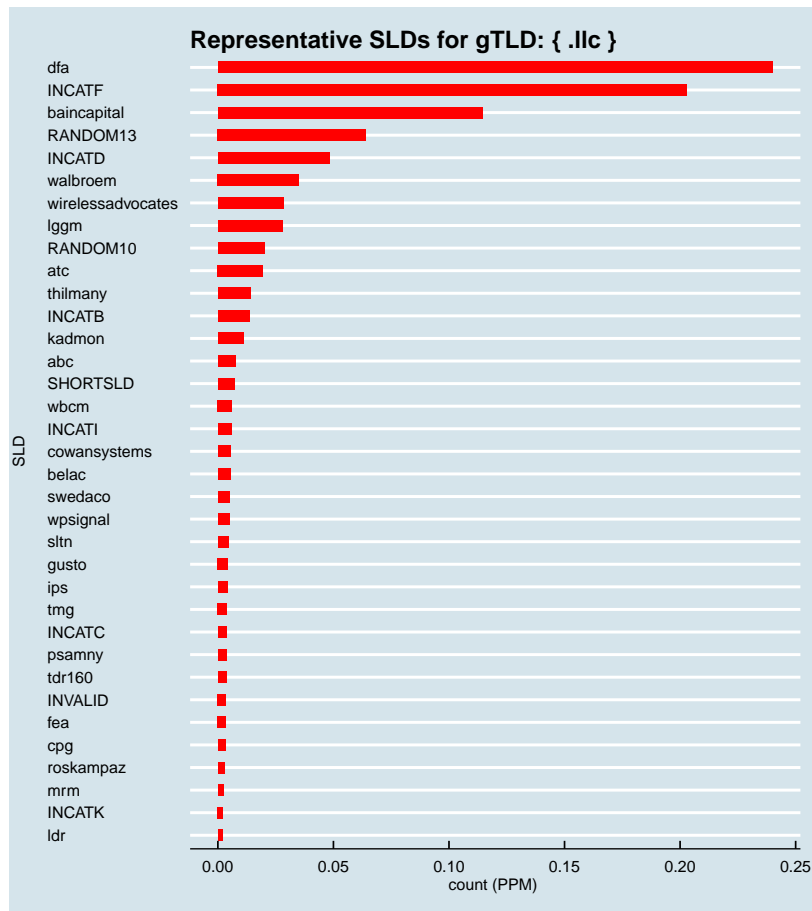


Figure 2.1013: Representative SLDs for gTLD: { .llc }. The x axis displays number of times (in parts per million) the corresponding SLD (y axis) was found in the gTLD.

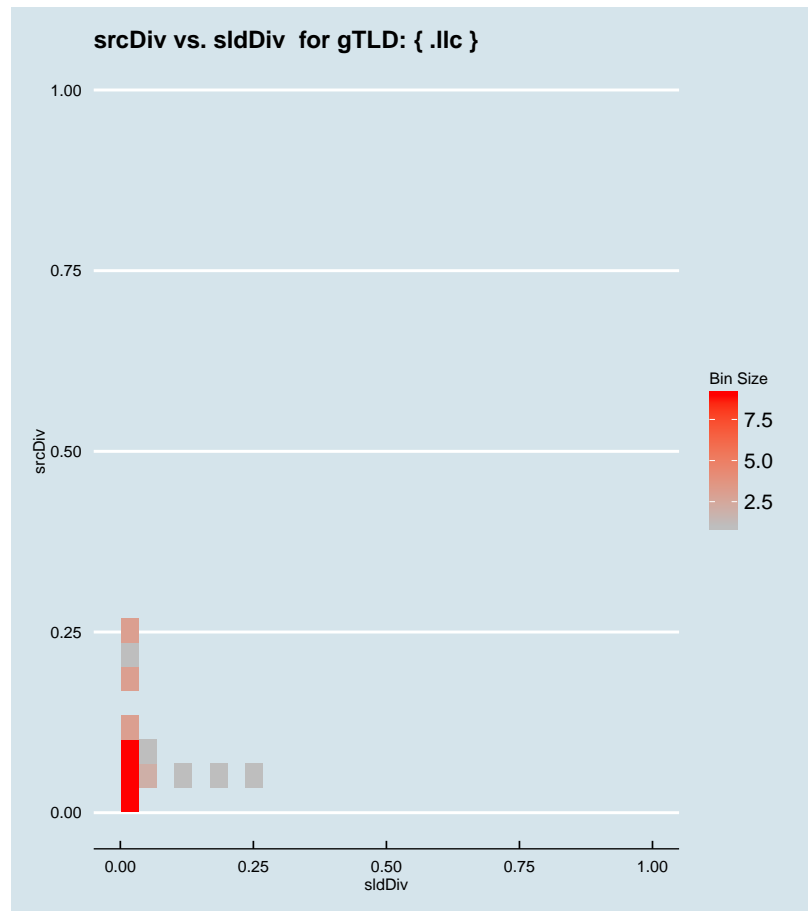


Figure 2.1014: Binned scatter-plot of srcDiv and sldDiv for gTLD: {.llc}.

### :: 2.697 Representative SLDs for gTLD: {.llp}

In this section, we collect representative SLDs related to gTLD: 'llp'. We found 14 unique SLDs after filtering. A total of 316268 records were considered representative and they are 97.601% of the gTLD dump. Since the total number of records for this gTLD is 316268, there are 0 non-representative records (NRep). In addition, this set comprises  $1.3E-4$  of the entire data-set. Table 2.508 shows the corresponding SLDs ordered by the level of importance. Figure 2.1015 shows the record count (PPM) for each representative SLD. Figure 2.1016 shows the binned scatter-plot of srcDiv and sldDiv.

► {.llp}  
Total SLDs: 14  
a-sldDiv: 97.601%  
a-oR: 0.013%  
NRep: 0

Individual SLD descriptors for gTLD: {llp}										
SLD	count	sldDiv	$\phi$ -sldDiv	ipcount	srcDiv	$\phi$ -srcDiv	oR	a-srcDiv	a-oR	rem
INCATB	0.113	0.350	1.000	0.002	0.018	0.001	4.65E-5	0.350	4.65E-5	202888
fenwick	0.070	0.215	1.000	0.003	0.037	0.004	2.85E-5	0.564	7.5E-5	133373
INCATF	0.043	0.132	1.000	0.003	0.067	0.009	1.75E-5	0.696	9.24E-5	90752
SHORTSLD	0.022	0.067	1.000	0.001	0.064	0.009	8.87E-6	0.763	1.01E-4	69105
RANDOM13	0.021	0.065	1.000	0.002	0.088	0.014	8.68E-6	0.828	1.1E-4	47931
INCATD	0.018	0.054	1.000	0.002	0.094	0.016	7.19E-6	0.882	1.17E-4	30378
RANDOM10	0.009	0.029	0.999	1.33E-4	0.014	8.64E-4	3.83E-6	0.911	1.21E-4	21023
mpplaw	0.008	0.026	0.999	6.85E-4	0.081	0.012	3.45E-6	0.937	1.24E-4	12602
lbbs	0.004	0.012	0.999	9.7E-4	0.260	0.066	1.53E-6	0.949	1.26E-4	8873
INVALID	0.002	0.007	0.999	2.41E-4	0.100	0.017	9.84E-7	0.956	1.27E-4	6471
handb	0.002	0.006	0.999	9.4E-5	0.047	0.005	8.22E-7	0.962	1.28E-4	4466
brownconne...	0.002	0.006	0.999	7.3E-5	0.039	0.004	7.68E-7	0.968	1.29E-4	2593
ams	0.001	0.004	0.999	6.7E-5	0.048	0.006	5.7E-7	0.972	1.29E-4	1201
jlk	0.001	0.004	0.998	3.33E-4	0.277	0.070	4.92E-7	0.976	1.3E-4	0

Table 2.508: Top 14 most significant SLDs for gTLD 'llp'. The SLD list holds 97.601% of the entries found in the gTLD and 1.3E-4 of the total number of entries for the entire experiment. **count** represents the number of records found for the SLD (in parts per million). **sldDiv** is the raw count divided by the number of records of this gTLD dump file. **oR** is the ratio of raw count to the total number of records of the experiment.  **$\phi$ -sldDiv** represents the  $\phi$  percentile of sldDiv on the entire data-set. **a-srcDiv** is the cumulative srcDiv variable. **a-oR** is the cumulative oR.

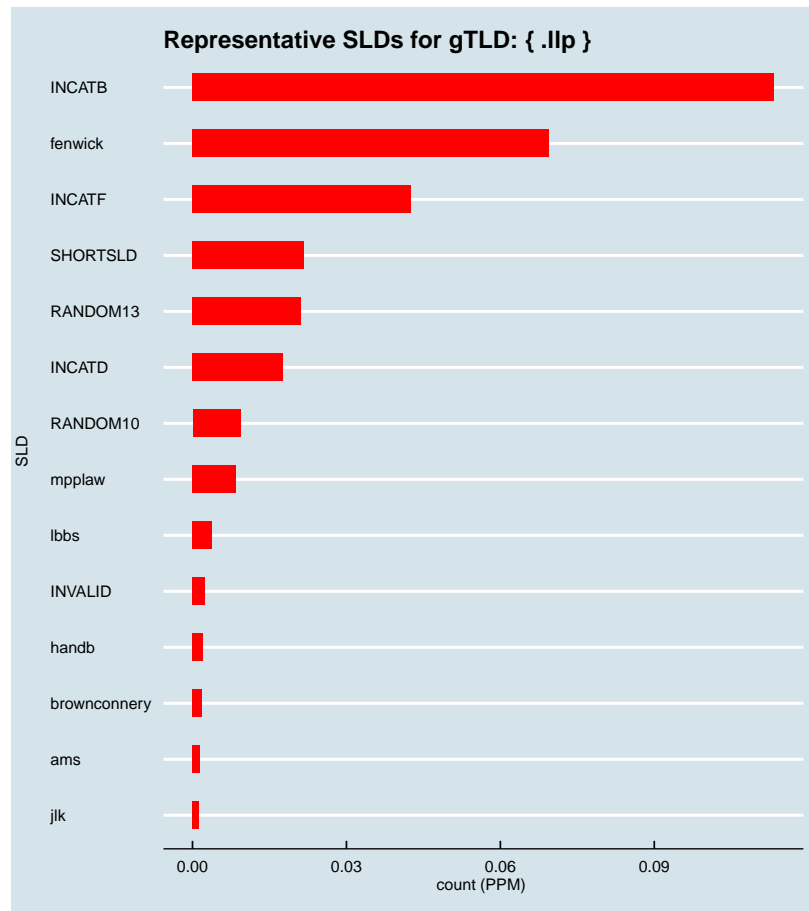


Figure 2.1015: Representative SLDs for gTLD: { .llp }. The  $x$  axis displays number of times (in parts per million) the corresponding SLD ( $y$  axis) was found in the gTLD.

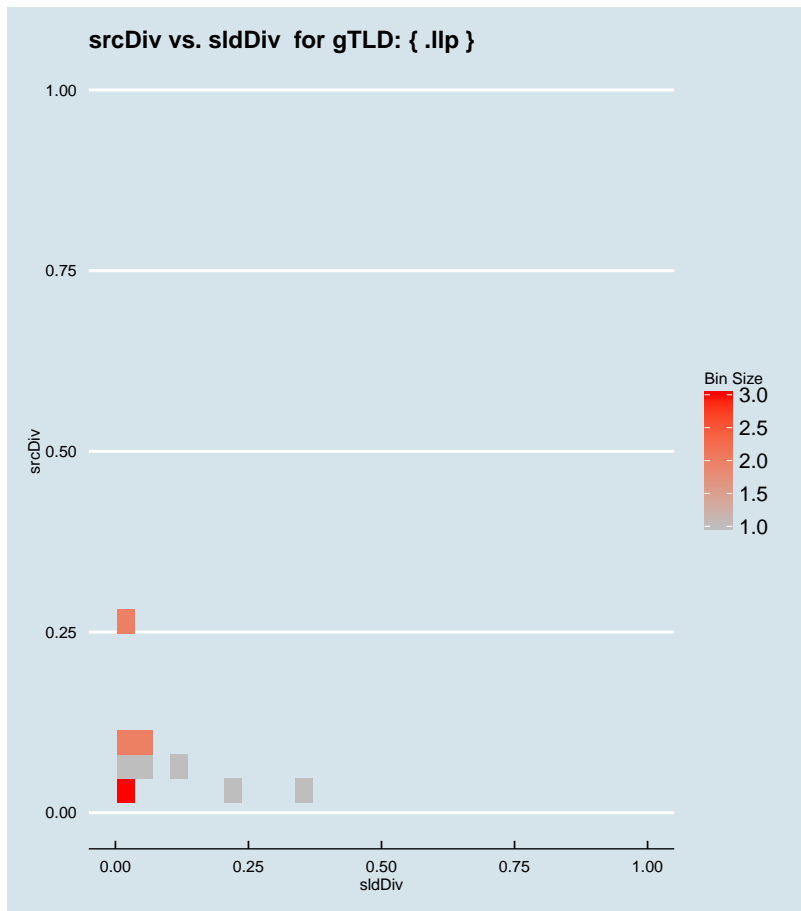


Figure 2.1016: Binned scatter-plot of srcDiv and sldDiv for gTLD: {.llp}.

### :: 2.698 Representative SLDs for gTLD: {.loan}

In this section, we collect representative SLDs related to gTLD: 'loan'. We found 5 unique SLDs after filtering. A total of 15397 records were considered representative and they are 61.348% of the gTLD dump. Since the total number of records for this gTLD is 15397, there are 0 non-representative records (NRep). In addition, this set comprises 6.31E−6 of the entire data-set. Table 2.509 shows the corresponding SLDs ordered by the level of importance. Figure 2.1017 shows the record count (PPM) for each representative SLD. Figure 2.1018 shows the binned scatter-plot of srcDiv and sldDiv.

► {.loan}  
 Total SLDs: 5  
 a-sldDiv: 61.348%  
 a-oR: 0.001%  
 NRep: 0



Individual SLD descriptors for gTLD: {loan}										
SLD	count	sldDiv	$\phi$ -sldDiv	ipcount	srcDiv	$\phi$ -srcDiv	oR	a-srcDiv	a-oR	rem
INCATC	0.006	0.249	1.000	6.87E-4	0.110	0.019	2.56E-6	0.249	2.56E-6	9150
payday	0.004	0.168	1.000	3.27E-4	0.078	0.012	1.73E-6	0.417	4.29E-6	4933
INCATB	0.002	0.083	1.000	6.39E-4	0.305	0.078	8.59E-7	0.500	5.15E-6	2838
RANDOM13	0.001	0.057	1.000	3.59E-4	0.251	0.065	5.86E-7	0.557	5.73E-6	1408
SHORTSLD	0.001	0.056	1.000	3.13E-4	0.222	0.053	5.77E-7	0.613	6.31E-6	0

Table 2.509: Top 5 most significant SLDs for gTLD 'loan'. The SLD list holds 61.348% of the entries found in the gTLD and 6.31E-6 of the total number of entries for the entire experiment. **count** represents the number of records found for the SLD (in parts per million). **sldDiv** is the raw count divided by the number of records of this gTLD dump file. **oR** is the ratio of raw count to the total number of records of the experiment.  **$\phi$ -sldDiv** represents the  $\phi$  percentile of sldDiv on the entire data-set. **a-srcDiv** is the cumulative srcDiv variable. **a-oR** is the cumulative oR.

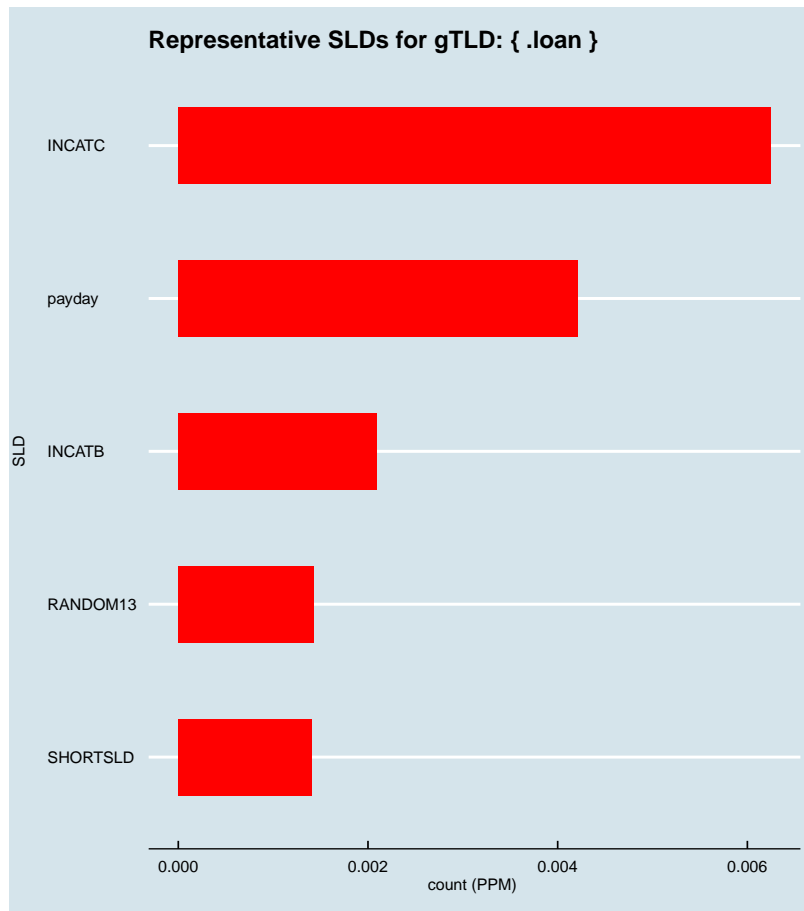


Figure 2.1017: Representative SLDs for gTLD: { .loan}. The x axis displays number of times (in parts per million) the corresponding SLD (y axis) was found in the gTLD.

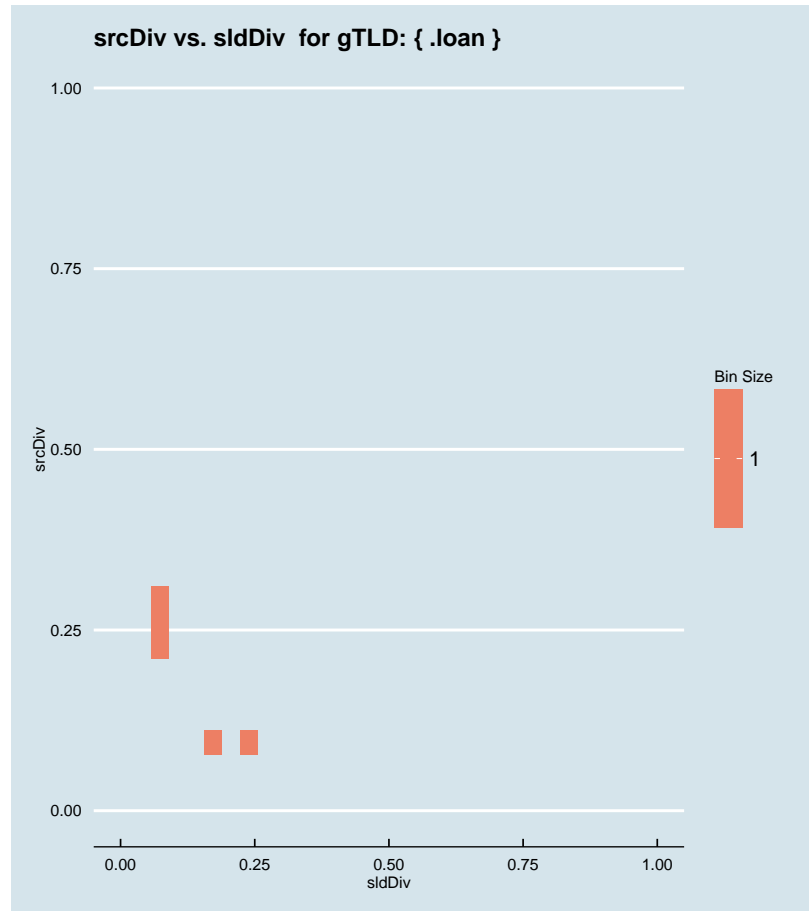


Figure 2.1018: Binned scatter-plot of srcDiv and sldDiv for gTLD: { .loan }.

### :: 2.699 Representative SLDs for gTLD: { .loans }

In this section, we collect representative SLDs related to gTLD: 'loans'. We found 2 unique SLDs after filtering. A total of 20170 records were considered representative and they are 65.930% of the gTLD dump. Since the total number of records for this gTLD is 20170, there are 0 non-representative records (NRep). In addition, this set comprises 8.27E-6 of the entire data-set. Table 2.510 shows the corresponding SLDs ordered by the level of importance. Figure 2.1019 shows the record count (PPM) for each representative SLD. Figure 2.1020 shows the binned scatter-plot of srcDiv and sldDiv.

► { .loans }  
Total SLDs: 2  
a-sldDiv: 65.930%  
a-oR: 0.001%  
NRep: 0



Individual SLD descriptors for gTLD: {.loans}										
SLD	count	sldDiv	$\phi$ -sldDiv	ipcount	srcDiv	$\phi$ -srcDiv	oR	a-srcDiv	a-oR	rem
payday	0.013	0.438	1.000	3.99E-4	0.030	0.003	5.49E-6	0.438	5.49E-6	6783
INCATC	0.007	0.222	1.000	4.34E-4	0.064	0.009	2.78E-6	0.659	8.27E-6	0

Table 2.510: Top 2 most significant SLDs for gTLD 'loans'. The SLD list holds 65.930% of the entries found in the gTLD and 8.27E-6 of the total number of entries for the entire experiment. **count** represents the number of records found for the SLD (in parts per million). **sldDiv** is the raw count divided by the number of records of this gTLD dump file. **oR** is the ratio of raw count to the total number of records of the experiment.  **$\phi$ -sldDiv** represents the  $\phi$  percentile of sldDiv on the entire data-set. **a-srcDiv** is the cumulative srcDiv variable. **a-oR** is the cumulative oR.

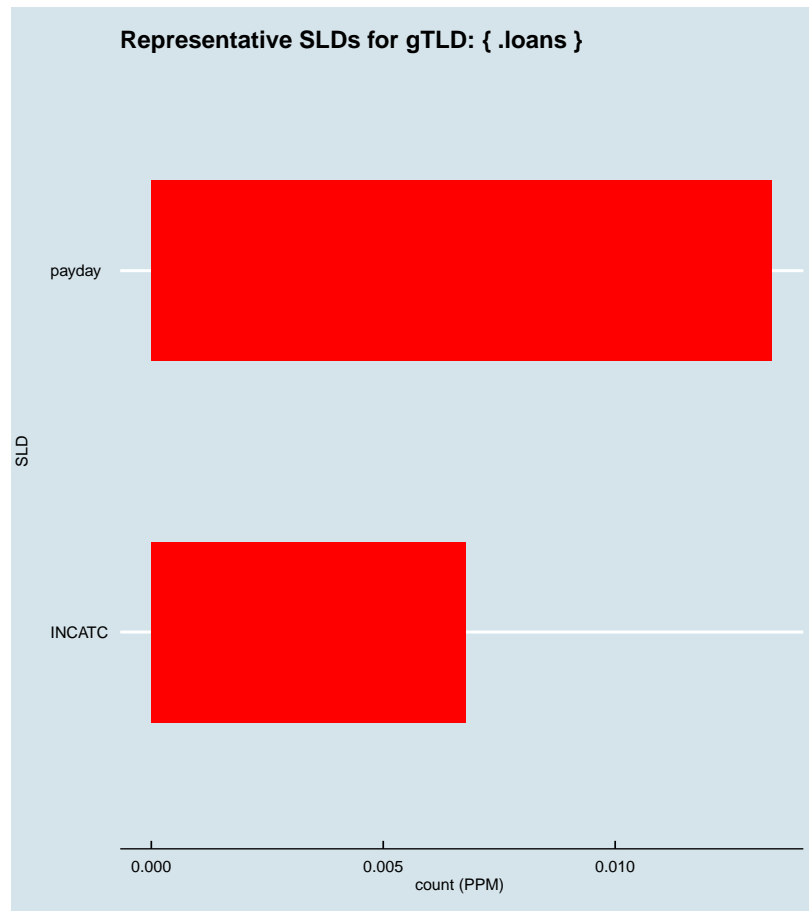


Figure 2.1019: Representative SLDs for gTLD: { .loans }. The x axis displays number of times (in parts per million) the corresponding SLD (y axis) was found in the gTLD.

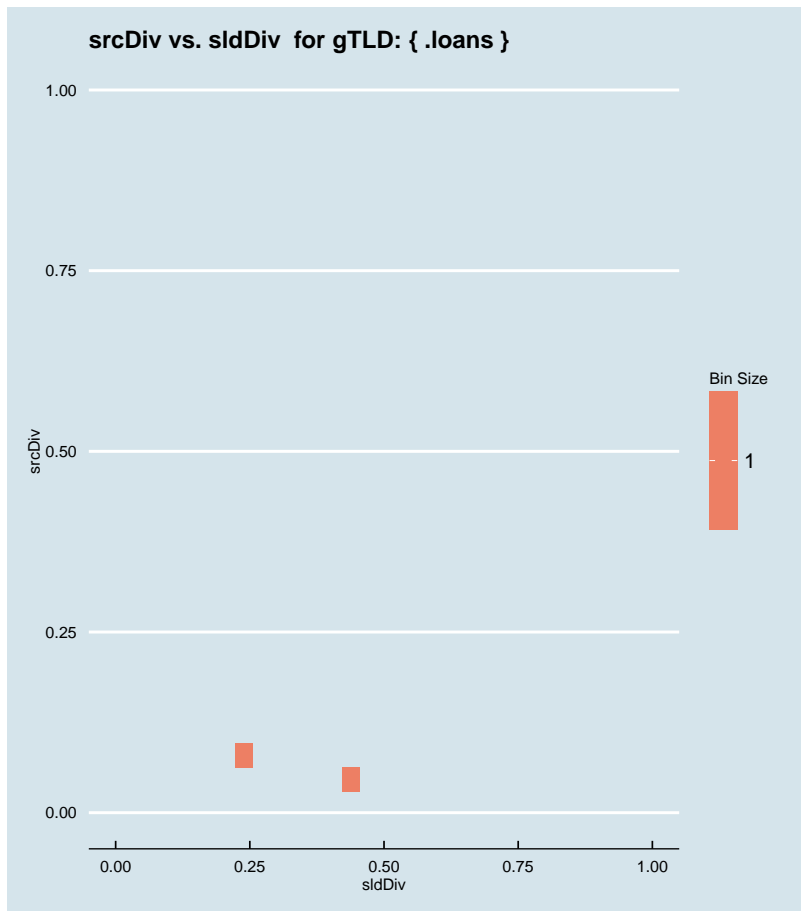


Figure 2.1020: Binned scatter-plot of srcDiv and sldDiv for gTLD: { .loans }.

∴ 2.700 Representative SLDs for gTLD: { .locker }

In this section, we collect representative SLDs related to gTLD: 'locker'. We found 0 unique SLDs after filtering. A total of 0 records were considered representative and they are 0.000% of the gTLD dump. Since the total number of records for this gTLD is 0, there are 0 non-representative records (NRep). In addition, this set comprises 0E0 of the entire data-set.

► { .locker }  
 Total SLDs: 0  
 a-sldDiv: 0.000%  
 a-oR: 0.000%  
 NRep: 0

∴ 2.701 Representative SLDs for gTLD: { .locus }

In this section, we collect representative SLDs related to gTLD: 'locus'. We found 0

► { .locus }  
 Total SLDs: 0  
 a-sldDiv: 0.000%  
 a-oR: 0.000%  
 NRep: 0

unique SLDs after filtering. A total of 0 records were considered representative and they are 0.000% of the gTLD dump. Since the total number of records for this gTLD is 0, there are 0 non-representative records (NRep). In addition, this set comprises 0E0 of the entire data-set.

## :: 2.702 Representative SLDs for gTLD: {.loft}

In this section, we collect representative SLDs related to gTLD: 'loft'. We found 4 unique SLDs after filtering. A total of 14435 records were considered representative and they are 60.241% of the gTLD dump. Since the total number of records for this gTLD is 14435, there are 0 non-representative records (NRep). In addition, this set comprises 5.92E−6 of the entire data-set. Table 2.511 shows the corresponding SLDs ordered by the level of importance. Figure 2.1021 shows the record count (PPM) for each representative SLD. Figure 2.1022 shows the binned scatter-plot of srcDiv and sldDiv.

▶ {.loft}  
Total SLDs: 4  
a-sldDiv: 60.241%  
a-oR: 0.001%  
NRep: 0

Individual SLD descriptors for gTLD: {.loft}										
SLD	count	sldDiv	$\phi$ -sldDiv	ipcount	srcDiv	$\phi$ -srcDiv	oR	a-srcDiv	a-oR	rem
INVALID	0.006	0.244	1.000	4.42E−4	0.076	0.011	2.39E−6	0.244	2.39E−6	8597
INCATE	0.004	0.171	1.000	0.003	0.617	0.201	1.68E−6	0.415	4.08E−6	4491
RANDOM13	0.003	0.133	1.000	2.65E−4	0.083	0.013	1.3E−6	0.548	5.38E−6	1312
INCATF	0.001	0.055	1.000	8.1E−5	0.062	0.008	5.38E−7	0.602	5.92E−6	0

Table 2.511: Top 4 most significant SLDs for gTLD 'loft'. The SLD list holds 60.241% of the entries found in the gTLD and 5.92E−6 of the total number of entries for the entire experiment. **count** represents the number of records found for the SLD (in parts per million). **sldDiv** is the raw count divided by the number of records of this gTLD dump file. **oR** is the ratio of raw count to the total number of records of the experiment.  **$\phi$ -sldDiv** represents the  $\phi$  percentile of sldDiv on the entire data-set. **a-srcDiv** is the cumulative srcDiv variable. **a-oR** is the cumulative oR.

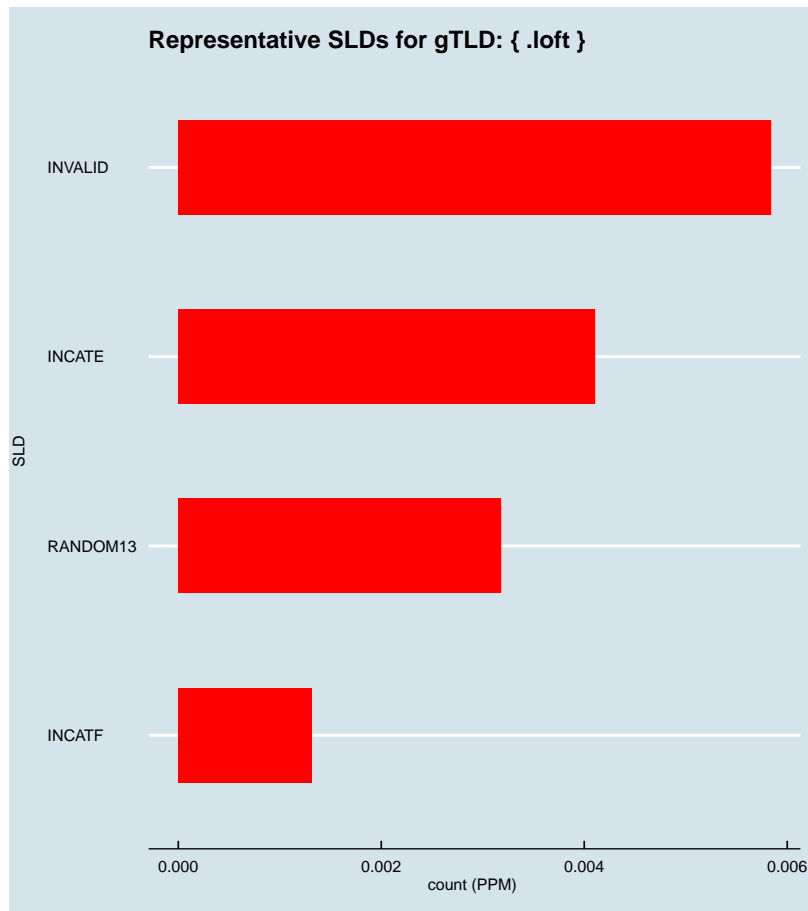


Figure 2.1021: Representative SLDs for gTLD: { .loft}. The x axis displays number of times (in parts per million) the corresponding SLD (y axis) was found in the gTLD.



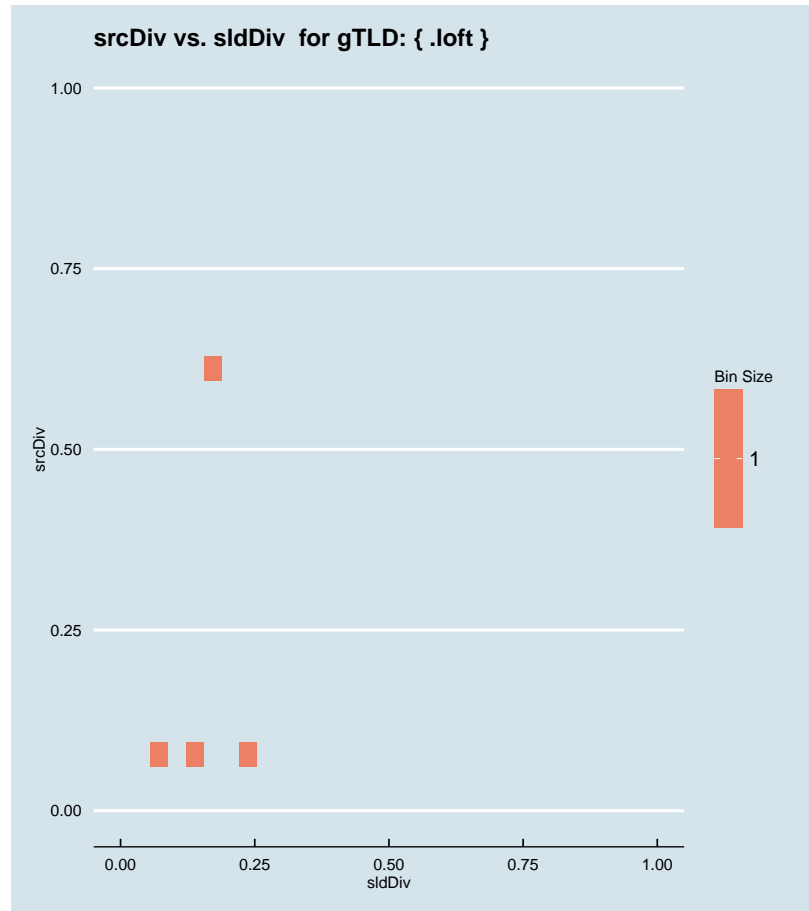


Figure 2.1022: Binned scatter-plot of srcDiv and sldDiv for gTLD: { .loft }.

### ∴ 2.703 Representative SLDs for gTLD: { .lol }

In this section, we collect representative SLDs related to gTLD: 'lol'. We found 14 unique SLDs after filtering. A total of 142143 records were considered representative and they are 62.765% of the gTLD dump. Since the total number of records for this gTLD is 142143, there are 0 non-representative records (NRep). In addition, this set comprises 5.83E−5 of the entire data-set. Table 2.512 shows the corresponding SLDs ordered by the level of importance. Figure 2.1023 shows the record count (PPM) for each representative SLD. Figure 2.1024 shows the binned scatter-plot of srcDiv and sldDiv.

► { .lol }  
Total SLDs: 14  
a-sldDiv: 62.765%  
a-oR: 0.006%  
NRep: 0

Individual SLD descriptors for gTLD: {lol}										
SLD	count	sldDiv	$\phi$ -sldDiv	ipcount	srcDiv	$\phi$ -srcDiv	oR	a-srcDiv	a-oR	rem
INCATC	0.048	0.210	1.000	0.009	0.187	0.041	1.95E-5	0.210	1.95E-5	94515
INVALID	0.018	0.081	1.000	0.004	0.214	0.050	7.51E-6	0.291	2.7E-5	76195
INCATB	0.015	0.065	1.000	0.004	0.250	0.057	6.03E-6	0.356	3.31E-5	61489
RANDOM10	0.015	0.064	1.000	0.002	0.165	0.034	5.96E-6	0.420	3.9E-5	46937
RANDOM13	0.013	0.058	1.000	9.21E-4	0.070	0.010	5.4E-6	0.479	4.44E-5	33765
wpad	0.006	0.028	0.999	0.002	0.246	0.057	2.58E-6	0.506	4.7E-5	27469
SHORTSLD	0.006	0.025	0.999	0.002	0.390	0.106	2.32E-6	0.531	4.93E-5	21816
INCATE	0.005	0.021	0.999	0.003	0.659	0.208	1.91E-6	0.552	5.12E-5	17161
INCATF	0.004	0.019	0.999	7.06E-4	0.164	0.034	1.76E-6	0.571	5.3E-5	12865
isatap	0.004	0.018	0.999	0.001	0.322	0.081	1.64E-6	0.588	5.46E-5	8874
agag	0.003	0.013	0.999	0.002	0.536	0.181	1.22E-6	0.602	5.58E-5	5887
paulchen	0.002	0.010	0.999	2.5E-5	0.011	5.4E-4	9.7E-7	0.612	5.68E-5	3520
siaeuk	0.002	0.010	0.999	1.39E-4	0.060	0.008	9.48E-7	0.622	5.78E-5	1206
jfdu	0.001	0.005	0.999	6E-6	0.005	1.85E-4	4.94E-7	0.628	5.83E-5	0

Table 2.512: Top 14 most significant SLDs for gTLD 'lol'. The SLD list holds 62.765% of the entries found in the gTLD and 5.83E-5 of the total number of entries for the entire experiment. **count** represents the number of records found for the SLD (in parts per million). **sldDiv** is the raw count divided by the number of records of this gTLD dump file. **oR** is the ratio of raw count to the total number of records of the experiment.  **$\phi$ -sldDiv** represents the  $\phi$  percentile of sldDiv on the entire data-set. **a-srcDiv** is the cumulative srcDiv variable. **a-oR** is the cumulative oR.

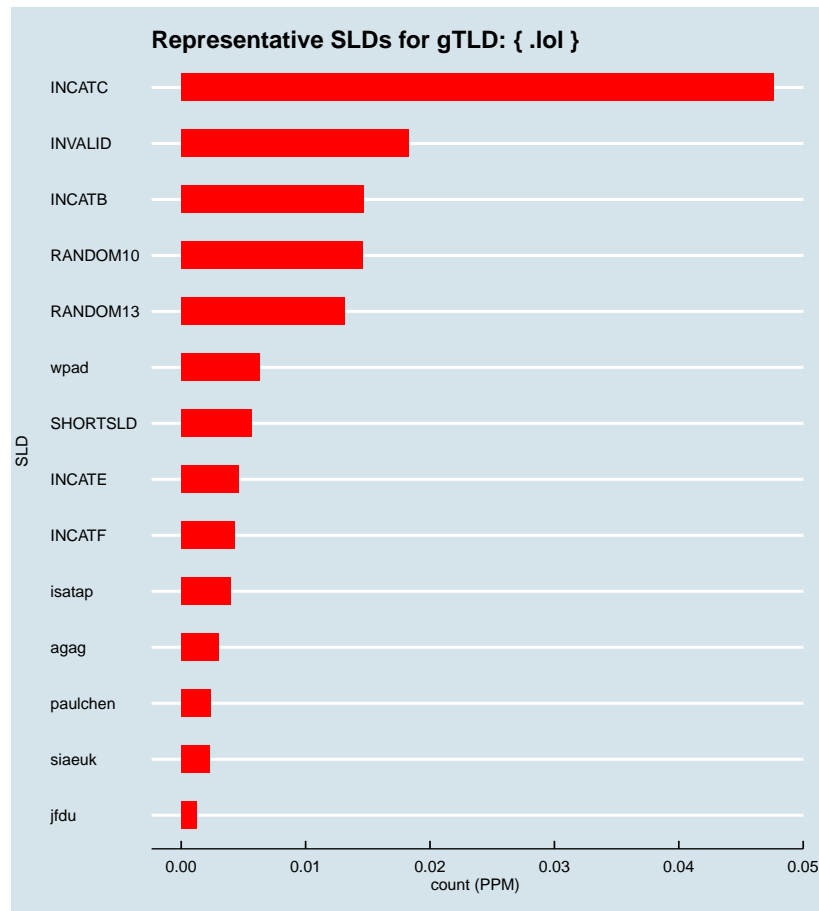


Figure 2.1023: Representative SLDs for gTLD: { .lol}. The  $x$  axis displays number of times (in parts per million) the corresponding SLD ( $y$  axis) was found in the gTLD.

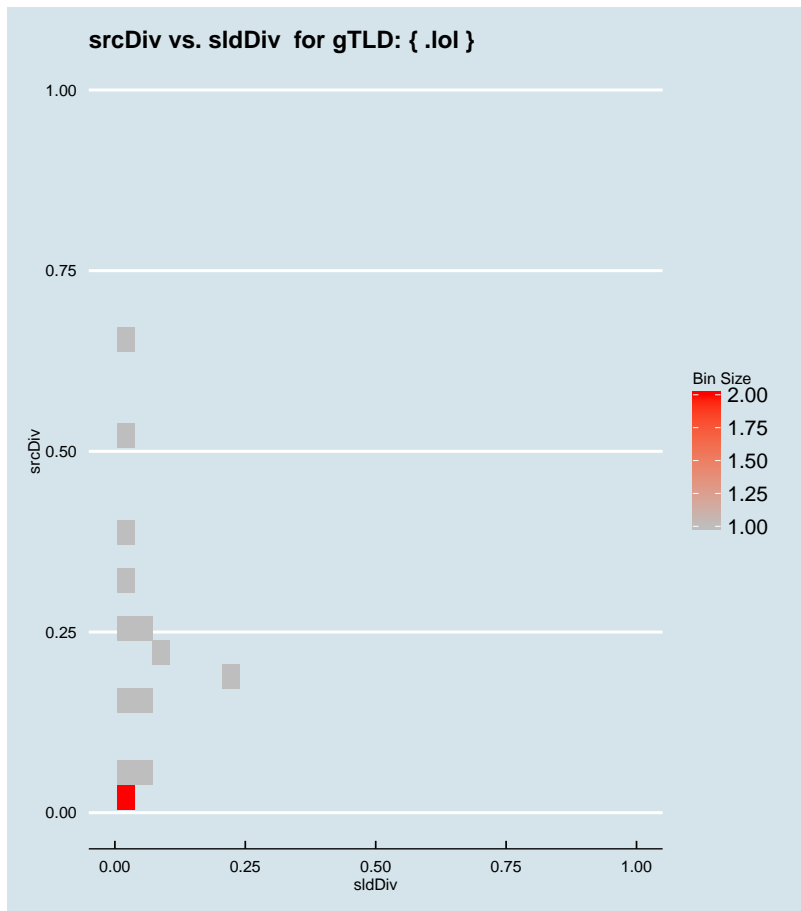


Figure 2.1024: Binned scatter-plot of srcDiv and sldDiv for gTLD: {.lol}.

### :: 2.704 Representative SLDs for gTLD: {.london}

In this section, we collect representative SLDs related to gTLD: 'london'. We found 21 unique SLDs after filtering. A total of 174532 records were considered representative and they are 83.666% of the gTLD dump. Since the total number of records for this gTLD is 174532, there are 0 non-representative records (NRep). In addition, this set comprises  $7.15E-5$  of the entire data-set. Table 2.513 shows the corresponding SLDs ordered by the level of importance. Figure 2.1025 shows the record count (PPM) for each representative SLD. Figure 2.1026 shows the binned scatter-plot of srcDiv and sldDiv.

► {.london}  
 Total SLDs: 21  
 a-sldDiv: 83.666%  
 a-oR: 0.007%  
 NRep: 0

Individual SLD descriptors for gTLD: {london}										
SLD	count	sldDiv	$\phi$ -sldDiv	ipcount	srcDiv	$\phi$ -srcDiv	oR	a-srcDiv	a-oR	rem
INCATF	0.030	0.144	1.000	0.002	0.058	0.007	1.23E-5	0.144	1.23E-5	144486
RANDOM13	0.028	0.136	1.000	9.19E-4	0.032	0.003	1.16E-5	0.280	2.39E-5	116126
INCATB	0.024	0.117	1.000	0.001	0.054	0.007	9.97E-6	0.397	3.39E-5	91801
INVALID	0.018	0.086	1.000	9.58E-4	0.053	0.007	7.34E-6	0.482	4.12E-5	73893
marangonis...	0.013	0.064	1.000	1.81E-4	0.014	7.96E-4	5.49E-6	0.547	4.67E-5	60494
INCATD	0.012	0.055	1.000	6.78E-4	0.059	0.008	4.74E-6	0.602	5.15E-5	48938
livebookin...	0.010	0.049	1.000	7.79E-4	0.076	0.011	4.18E-6	0.651	5.57E-5	38729
SHORTSLD	0.006	0.026	0.999	6.16E-4	0.111	0.020	2.26E-6	0.677	5.79E-5	33203
pradera	0.005	0.026	0.999	5.06E-4	0.095	0.016	2.19E-6	0.703	6.01E-5	27855
RANDOM10	0.004	0.019	0.999	7.49E-4	0.189	0.042	1.63E-6	0.722	6.17E-5	23886
amgtech	0.003	0.016	0.999	2.8E-5	0.008	3.91E-4	1.36E-6	0.738	6.31E-5	20567
ridgewaypa...	0.003	0.016	0.999	2.8E-4	0.085	0.013	1.34E-6	0.754	6.44E-5	17288
INCATC	0.003	0.012	0.999	7.66E-4	0.298	0.076	1.05E-6	0.766	6.55E-5	14714
wpad	0.002	0.011	0.999	6.98E-4	0.294	0.075	9.74E-7	0.778	6.65E-5	12338
sagacapita...	0.002	0.011	0.999	2.44E-4	0.105	0.018	9.5E-7	0.789	6.74E-5	10020
cavendish	0.002	0.009	0.999	2.33E-4	0.118	0.022	8.06E-7	0.798	6.82E-5	8053
isatap	0.002	0.009	0.999	6.55E-4	0.341	0.096	7.88E-7	0.807	6.9E-5	6130
pilp	0.002	0.009	0.999	2.93E-4	0.163	0.033	7.38E-7	0.816	6.98E-5	4329
csgroup	0.002	0.008	0.999	1.6E-4	0.101	0.017	6.49E-7	0.823	7.04E-5	2746
andros	0.001	0.007	0.999	3.2E-5	0.022	0.002	5.95E-7	0.830	7.1E-5	1295
alcentra	0.001	0.006	0.999	9.7E-5	0.075	0.011	5.31E-7	0.837	7.15E-5	0

Table 2.513: Top 21 most significant SLDs for gTLD 'london'. The SLD list holds 83.666% of the entries found in the gTLD and 7.15E-5 of the total number of entries for the entire experiment. **count** represents the number of records found for the SLD (in parts per million). **sldDiv** is the raw count divided by the number of records of this gTLD dump file. **oR** is the ratio of raw count to the total number of records of the experiment.  **$\phi$ -sldDiv** represents the  $\phi$  percentile of sldDiv on the entire data-set. **a-srcDiv** is the cumulative srcDiv variable. **a-oR** is the cumulative oR.



Figure 2.1025: Representative SLDs for gTLD: { .london }. The *x* axis displays number of times (in parts per million) the corresponding SLD (*y* axis) was found in the gTLD.

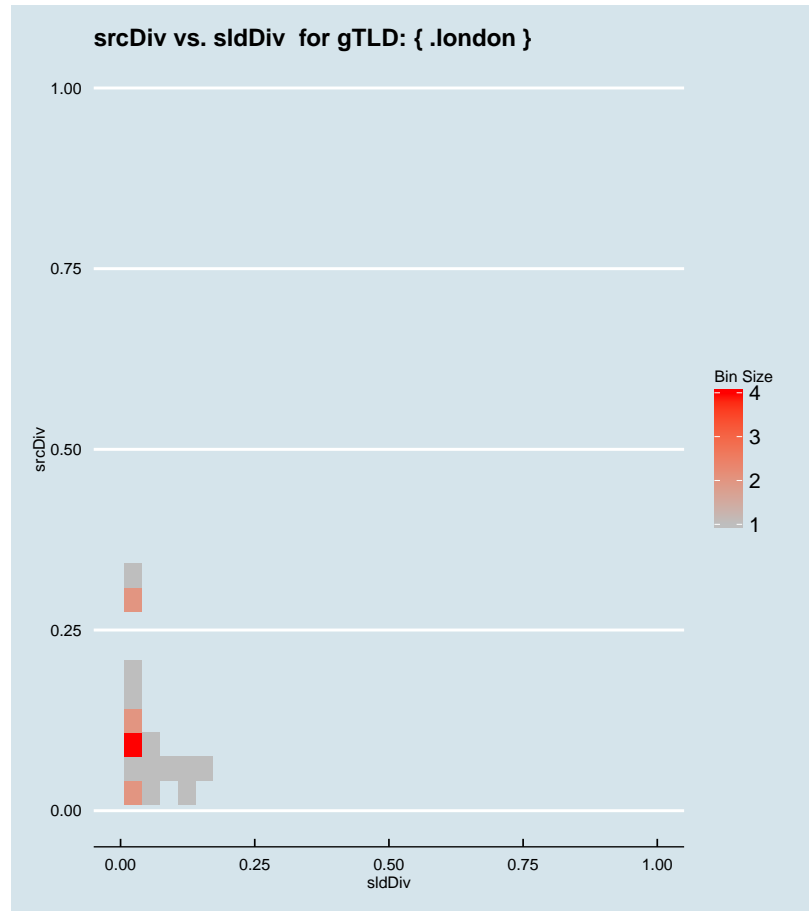


Figure 2.1026: Binned scatter-plot of srcDiv and sldDiv for gTLD: {.london}.

### :: 2.705 Representative SLDs for gTLD: {.loreal}

In this section, we collect representative SLDs related to gTLD: 'loreal'. We found 7 unique SLDs after filtering. A total of 115731 records were considered representative and they are 97.135% of the gTLD dump. Since the total number of records for this gTLD is 115731, there are 0 non-representative records (NRep). In addition, this set comprises  $4.74E-5$  of the entire data-set. Table 2.514 shows the corresponding SLDs ordered by the level of importance. Figure 2.1027 shows the record count (PPM) for each representative SLD. Figure 2.1028 shows the binned scatter-plot of srcDiv and sldDiv.

► {.loreal}  
Total SLDs: 7  
a-sldDiv: 97.135%  
a-oR: 0.005%  
NRep: 0

Individual SLD descriptors for gTLD: {.loreal}										
SLD	count	sldDiv	$\phi$ -sldDiv	ipcount	srcDiv	$\phi$ -srcDiv	oR	a-srcDiv	a-oR	rem
SHORTSLD	0.079	0.663	1.000	0.003	0.033	0.003	3.24E-5	0.663	3.24E-5	36716
INCATF	0.020	0.168	1.000	0.002	0.086	0.014	8.19E-6	0.831	4.06E-5	16726
INCATD	0.006	0.054	1.000	0.001	0.170	0.037	2.66E-6	0.885	4.32E-5	10235
INCATB	0.004	0.036	1.000	0.001	0.336	0.096	1.76E-6	0.921	4.5E-5	5940
RANDOM13	0.003	0.022	0.999	4.33E-4	0.164	0.034	1.08E-6	0.944	4.61E-5	3300
guest	0.002	0.016	0.999	1E-4	0.051	0.006	7.97E-7	0.960	4.69E-5	1355
INCATI	0.001	0.011	0.999	3.28E-4	0.242	0.057	5.55E-7	0.971	4.74E-5	0

Table 2.514: Top 7 most significant SLDs for gTLD 'loreal'. The SLD list holds 97.135% of the entries found in the gTLD and 4.74E-5 of the total number of entries for the entire experiment. **count** represents the number of records found for the SLD (in parts per million). **sldDiv** is the raw count divided by the number of records of this gTLD dump file. **oR** is the ratio of raw count to the total number of records of the experiment.  **$\phi$ -sldDiv** represents the  $\phi$  percentile of sldDiv on the entire data-set. **a-srcDiv** is the cumulative srcDiv variable. **a-oR** is the cumulative oR.



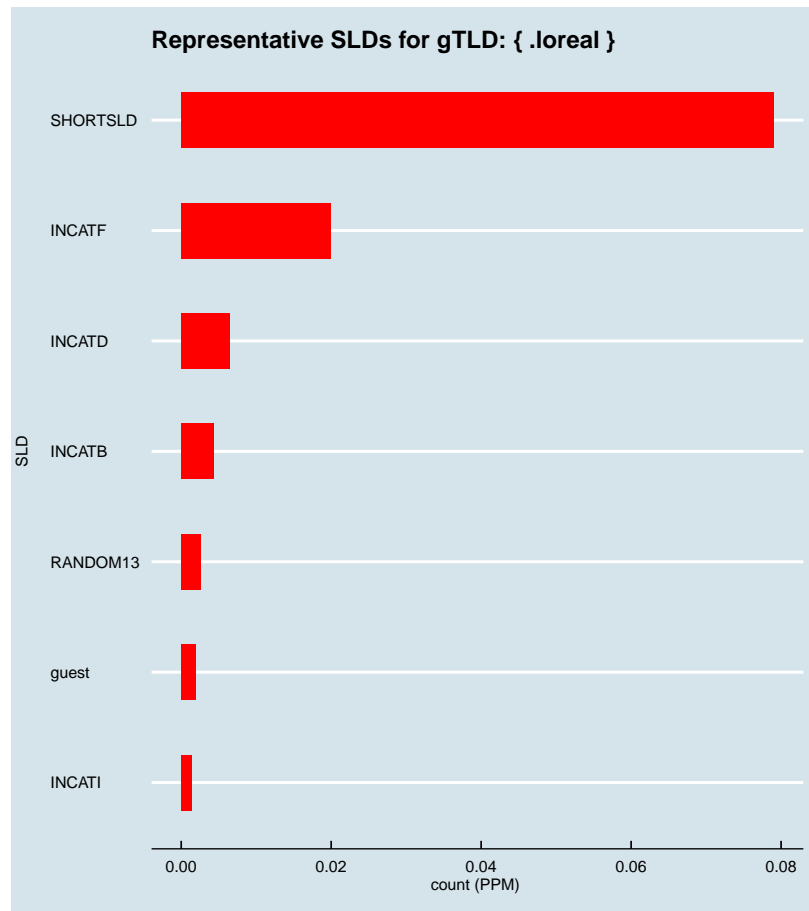


Figure 2.1027: Representative SLDs for gTLD: { .loreal}. The  $x$  axis displays number of times (in parts per million) the corresponding SLD ( $y$  axis) was found in the gTLD.

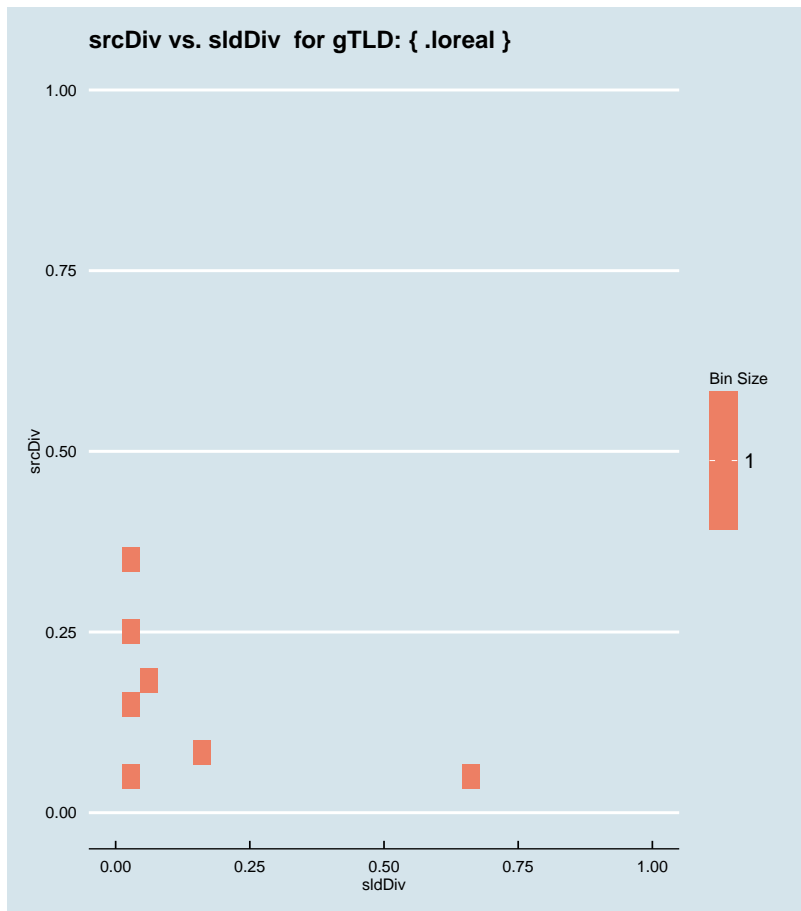


Figure 2.1028: Binned scatter-plot of srcDiv and sldDiv for gTLD: { .loreal}.

∴ 2.706 Representative SLDs for gTLD: { .lotte}

In this section, we collect representative SLDs related to gTLD: 'lotte'. We found 0 unique SLDs after filtering. A total of 0 records were considered representative and they are 0.000% of the gTLD dump. Since the total number of records for this gTLD is 0, there are 0 non-representative records (NRep). In addition, this set comprises 0E0 of the entire data-set.

```
► { .lotte}
Total SLDs: 0
a-sldDiv: 0.000%
a-oR: 0.000%
NRep: 0
```

∴ 2.707 Representative SLDs for gTLD: { .lotto}

In this section, we collect representative SLDs related to gTLD: 'lotto'. We found 1

```
► { .lotto}
Total SLDs: 1
a-sldDiv: 30.884%
a-oR: 0.000%
NRep: 0
```

unique SLDs after filtering. A total of 2328 records were considered representative and they are 30.884% of the gTLD dump. Since the total number of records for this gTLD is 2328, there are 0 non-representative records (NRep). In addition, this set comprises  $9.54E-7$  of the entire data-set. Table 2.515 shows the corresponding SLDs ordered by the level of importance. Figure 2.1029 shows the record count (PPM) for each representative SLD. Figure 2.1030 shows the binned scatter-plot of srcDiv and sldDiv.

Individual SLD descriptors for gTLD: {.lotto}										
SLD	count	sldDiv	$\phi$ -sldDiv	ipcount	srcDiv	$\phi$ -srcDiv	oR	a-srcDiv	a-oR	rem
INCATE	0.002	0.309	1.000	0.001	0.571	0.187	$9.54E-7$	0.309	$9.54E-7$	0

Table 2.515: Top 1 most significant SLDs for gTLD 'lotto'. The SLD list holds 30.884% of the entries found in the gTLD and  $9.54E-7$  of the total number of entries for the entire experiment. **count** represents the number of records found for the SLD (in parts per million). **sldDiv** is the raw count divided by the number of records of this gTLD dump file. **oR** is the ratio of raw count to the total number of records of the experiment.  **$\phi$ -sldDiv** represents the  $\phi$  percentile of sldDiv on the entire data-set. **a-srcDiv** is the cumulative srcDiv variable. **a-oR** is the cumulative oR.




Figure 2.1029: Representative SLDs for gTLD: { .lotto }. The *x* axis displays number of times (in parts per million) the corresponding SLD (*y* axis) was found in the gTLD.

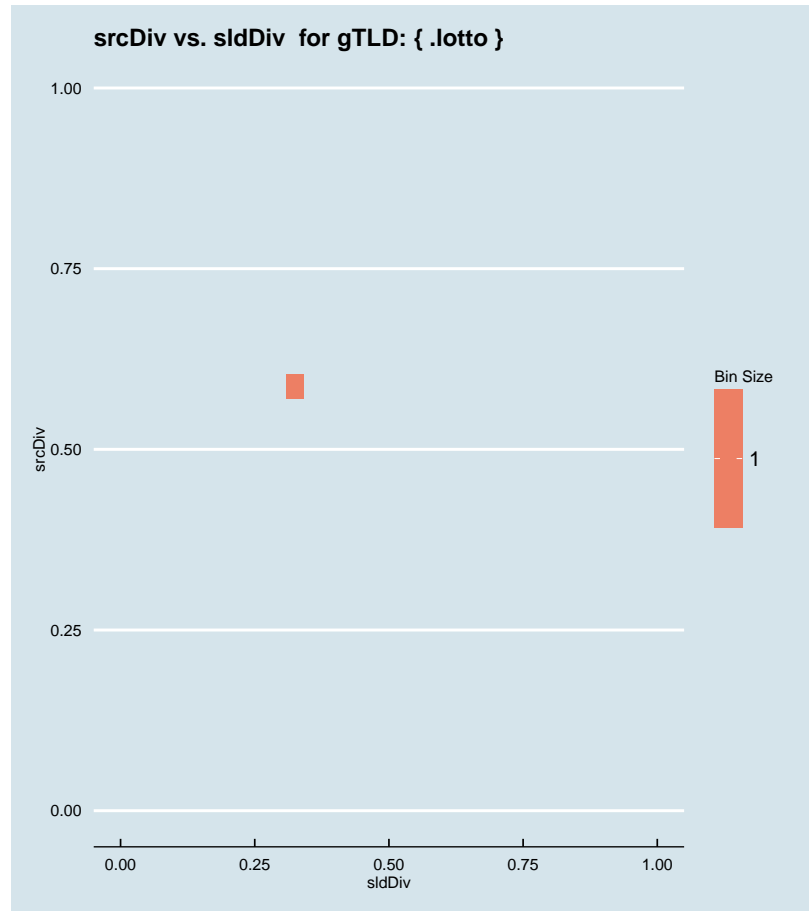


Figure 2.1030: Binned scatter-plot of srcDiv and sldDiv for gTLD: {.lotto}.

### :: 2.708 Representative SLDs for gTLD: {.love}

In this section, we collect representative SLDs related to gTLD: 'love'. We found 12 unique SLDs after filtering. A total of 103713 records were considered representative and they are 62.376% of the gTLD dump. Since the total number of records for this gTLD is 103713, there are 0 non-representative records (NRep). In addition, this set comprises  $4.25E-5$  of the entire data-set. Table 2.516 shows the corresponding SLDs ordered by the level of importance. Figure 2.1031 shows the record count (PPM) for each representative SLD. Figure 2.1032 shows the binned scatter-plot of srcDiv and sldDiv.

► {.love}  
Total SLDs: 12  
a-sldDiv: 62.376%  
a-oR: 0.004%  
NRep: 0

Individual SLD descriptors for gTLD: {.love}										
SLD	count	sldDiv	$\phi$ -sldDiv	ipcount	srcDiv	$\phi$ -srcDiv	oR	a-srcDiv	a-oR	rem
INVALID	0.030	0.182	1.000	0.002	0.073	0.011	1.24E-5	0.182	1.24E-5	73499
INCATB	0.019	0.114	1.000	0.004	0.225	0.053	7.78E-6	0.296	2.02E-5	54511
INCATC	0.013	0.078	1.000	0.004	0.327	0.082	5.33E-6	0.374	2.55E-5	41504
RANDOM10	0.011	0.066	1.000	0.002	0.179	0.039	4.51E-6	0.440	3E-5	30497
wpad	0.006	0.036	1.000	0.002	0.320	0.081	2.44E-6	0.476	3.24E-5	24545
RANDOM13	0.006	0.034	1.000	8.64E-4	0.152	0.031	2.33E-6	0.510	3.48E-5	18849
SHORTSLD	0.005	0.031	1.000	0.002	0.429	0.120	2.09E-6	0.541	3.69E-5	13744
INCATE	0.005	0.028	0.999	0.003	0.581	0.190	1.93E-6	0.569	3.88E-5	9037
isatap	0.004	0.023	0.999	0.001	0.389	0.106	1.54E-6	0.592	4.03E-5	5283
INCATF	0.002	0.014	0.999	3.34E-4	0.147	0.030	9.3E-7	0.606	4.13E-5	3014
mgo	0.002	0.009	0.999	6.46E-4	0.423	0.117	6.26E-7	0.615	4.19E-5	1486
tottemo	0.001	0.009	0.999	9.16E-4	0.616	0.201	6.09E-7	0.624	4.25E-5	0

Table 2.516: Top 12 most significant SLDs for gTLD 'love'. The SLD list holds 62.376% of the entries found in the gTLD and 4.25E-5 of the total number of entries for the entire experiment. **count** represents the number of records found for the SLD (in parts per million). **sldDiv** is the raw count divided by the number of records of this gTLD dump file. **oR** is the ratio of raw count to the total number of records of the experiment.  **$\phi$ -sldDiv** represents the  $\phi$  percentile of sldDiv on the entire data-set. **a-srcDiv** is the cumulative srcDiv variable. **a-oR** is the cumulative oR.

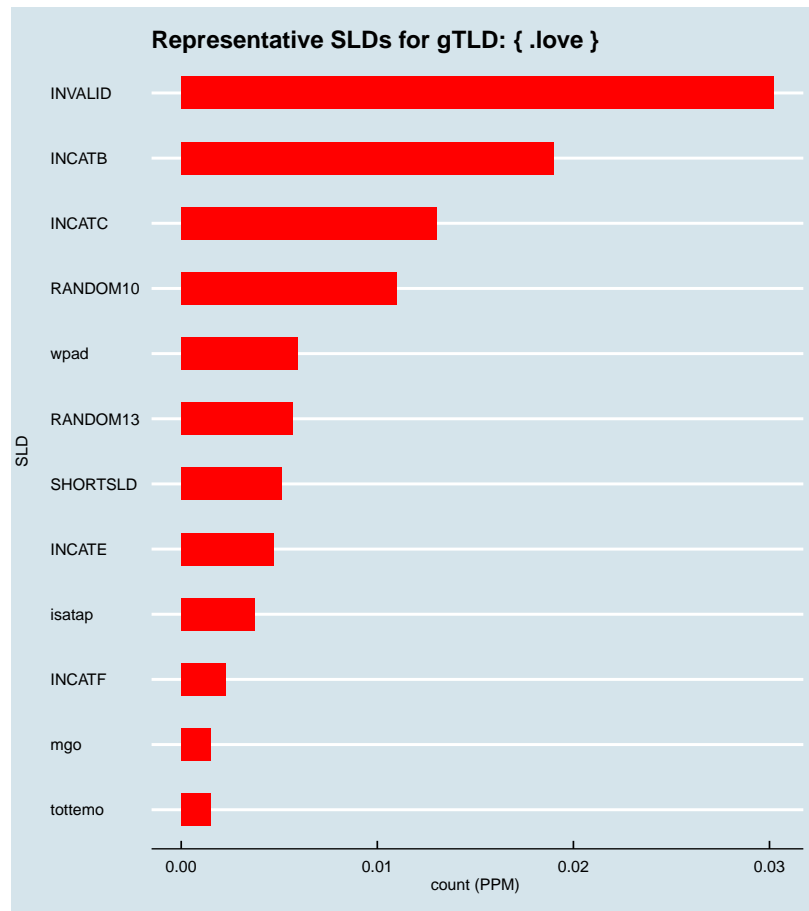


Figure 2.1031: Representative SLDs for gTLD: { .love}. The  $x$  axis displays number of times (in parts per million) the corresponding SLD ( $y$  axis) was found in the gTLD.

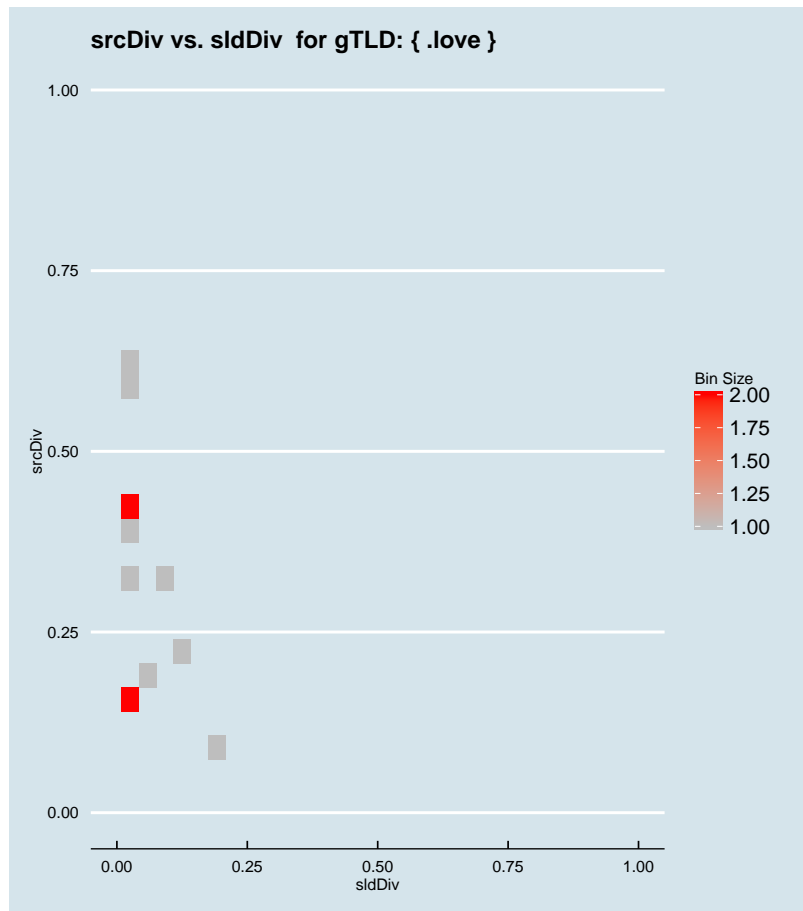


Figure 2.1032: Binned scatter-plot of srcDiv and sldDiv for gTLD: {.love}.

### :: 2.709 Representative SLDs for gTLD: {.lpl}

In this section, we collect representative SLDs related to gTLD: 'lpl'. We found 6 unique SLDs after filtering. A total of 32974 records were considered representative and they are 40.296% of the gTLD dump. Since the total number of records for this gTLD is 32974, there are 0 non-representative records (NRep). In addition, this set comprises 1.35E-5 of the entire data-set. Table 2.517 shows the corresponding SLDs ordered by the level of importance. Figure 2.1033 shows the record count (PPM) for each representative SLD. Figure 2.1034 shows the binned scatter-plot of srcDiv and sldDiv.

► {.lpl}  
 Total SLDs: 6  
 a-sldDiv: 40.296%  
 a-oR: 0.001%  
 NRep: 0



Individual SLD descriptors for gTLD: {lpl}										
SLD	count	sldDiv	$\phi$ -sldDiv	ipcount	srcDiv	$\phi$ -srcDiv	oR	a-srcDiv	a-oR	rem
INCATC	0.016	0.194	1.000	6.04E-4	0.038	0.004	6.5E-6	0.194	6.5E-6	17116
RANDOM10	0.009	0.114	1.000	2.33E-4	0.025	0.002	3.81E-6	0.308	1.03E-5	7808
RANDOM13	0.003	0.031	1.000	3.13E-4	0.125	0.023	1.03E-6	0.338	1.13E-5	5303
SHORTSLD	0.002	0.027	0.999	8.2E-4	0.369	0.102	9.1E-7	0.365	1.22E-5	3083
INCATD	0.002	0.020	0.999	4.2E-5	0.025	0.002	6.84E-7	0.386	1.29E-5	1414
INCATB	0.001	0.017	0.999	1.83E-4	0.129	0.025	5.79E-7	0.403	1.35E-5	0

Table 2.517: Top 6 most significant SLDs for gTLD 'lpl'. The SLD list holds 40.296% of the entries found in the gTLD and 1.35E-5 of the total number of entries for the entire experiment. **count** represents the number of records found for the SLD (in parts per million). **sldDiv** is the raw count divided by the number of records of this gTLD dump file. **oR** is the ratio of raw count to the total number of records of the experiment.  **$\phi$ -sldDiv** represents the  $\phi$  percentile of sldDiv on the entire data-set. **a-srcDiv** is the cumulative srcDiv variable. **a-oR** is the cumulative oR.

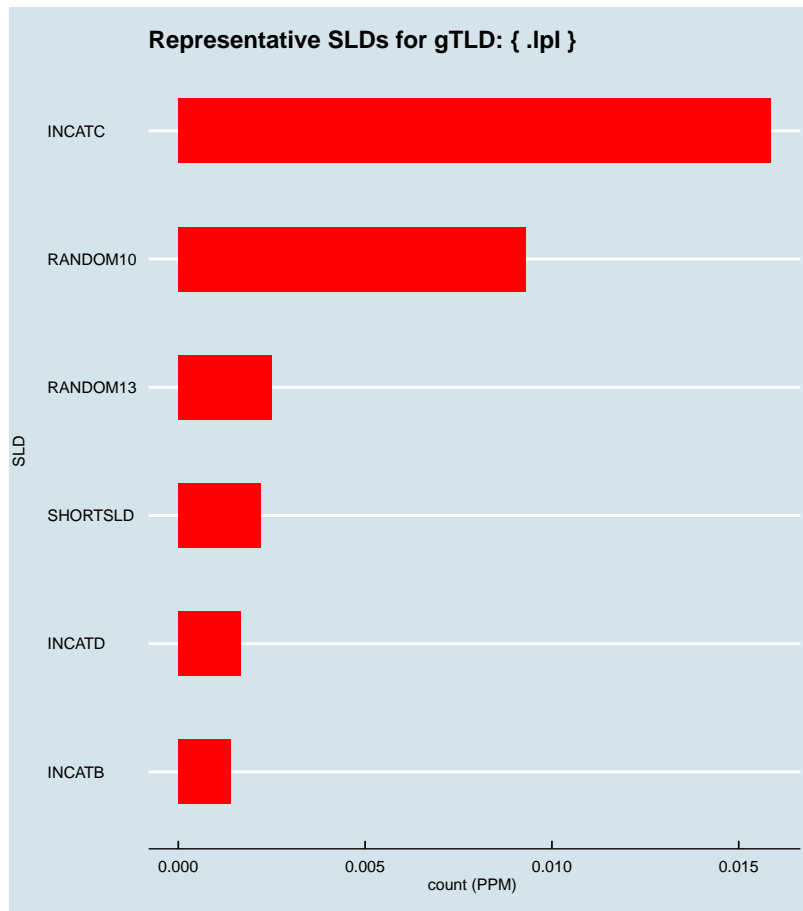


Figure 2.1033: Representative SLDs for gTLD: { .lpl }. The x axis displays number of times (in parts per million) the corresponding SLD (y axis) was found in the gTLD.

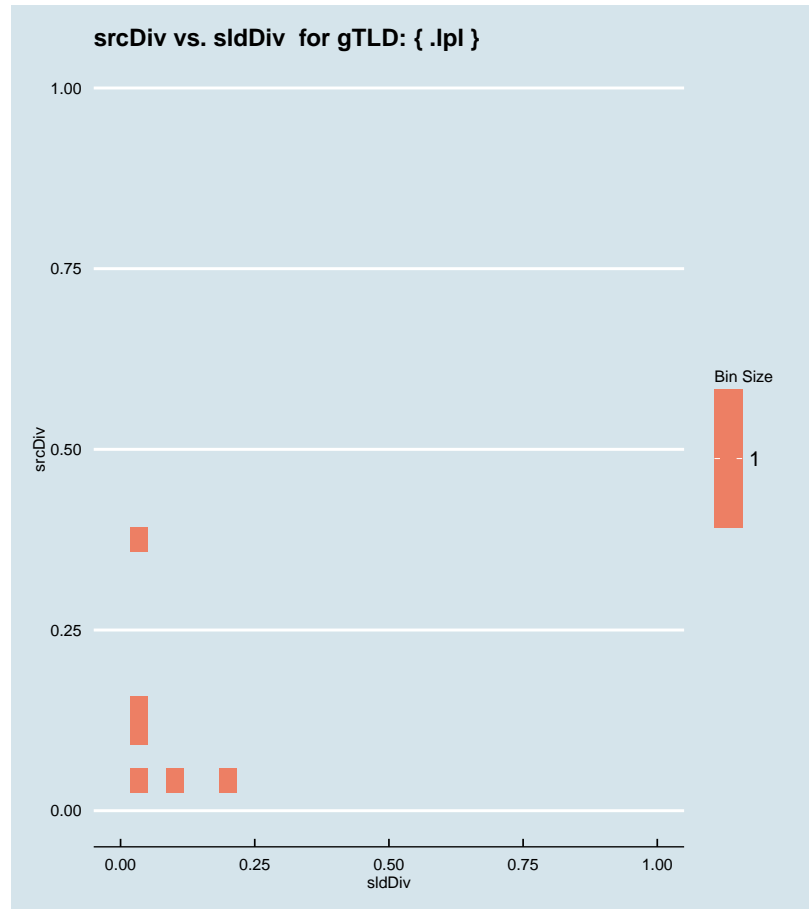


Figure 2.1034: Binned scatter-plot of srcDiv and sldDiv for gTLD: {.lpl}.

### :: 2.710 Representative SLDs for gTLD: {.lplfinancial}

In this section, we collect representative SLDs related to gTLD: 'lplfinancial'. We found 0 unique SLDs after filtering. A total of 0 records were considered representative and they are 0.000% of the gTLD dump. Since the total number of records for this gTLD is 0, there are 0 non-representative records (NRep). In addition, this set comprises 0E0 of the entire data-set.

► {.lplfinancial}  
Total SLDs: 0  
a-sldDiv: 0.000%  
a-oR: 0.000%  
NRep: 0

### :: 2.711 Representative SLDs for gTLD: {.ltd}

In this section, we collect representative SLDs related to gTLD: 'ltd'. We found 123

► {.ltd}  
Total SLDs: 123  
a-sldDiv: 95.730%  
a-oR: 0.156%  
NRep: 0

---

unique SLDs after filtering. A total of 3806247 records were considered representative and they are 95.730% of the gTLD dump. Since the total number of records for this gTLD is 3806247, there are 0 non-representative records (NRep). In addition, this set comprises 0.002 of the entire data-set. Table 2.518 shows the corresponding SLDs ordered by the level of importance. Figure 2.1035 shows the record count (PPM) for each representative SLD. Figure 2.1036 shows the binned scatter-plot of srcDiv and sldDiv.

Individual SLD descriptors for gTLD: {.ltd}										
SLD	count	sldDiv	$\phi$ -sldDiv	ipcount	srcDiv	$\phi$ -srcDiv	oR	a-srcDiv	a-oR	rem
pcare	2.161	0.543	1.000	0.012	0.006	2.21E-4	8.86E-4	0.543	8.86E-4	1645411
INCATI	0.328	0.082	1.000	0.007	0.022	0.002	1.34E-4	0.626	0.001	1317440
INCATF	0.302	0.076	1.000	0.015	0.048	0.006	1.24E-4	0.702	0.001	1015113
RANDOM13	0.176	0.044	1.000	0.004	0.023	0.002	7.2E-5	0.746	0.001	839404
INCATB	0.102	0.026	0.999	0.008	0.082	0.012	4.19E-5	0.772	0.001	737205
INCATD	0.071	0.018	0.999	0.007	0.102	0.017	2.92E-5	0.790	0.001	665903
renesola	0.045	0.011	0.999	0.004	0.077	0.012	1.86E-5	0.801	0.001	620458
INCATC	0.040	0.010	0.999	0.003	0.081	0.012	1.63E-5	0.811	0.001	580766
sedgman	0.030	0.008	0.999	9.36E-4	0.031	0.003	1.24E-5	0.819	0.001	550508
INVALID	0.028	0.007	0.999	0.003	0.093	0.015	1.15E-5	0.826	0.001	522474
rbl	0.025	0.006	0.999	5E-6	1.97E-4	1.46E-6	1.04E-5	0.832	0.001	497062
xius-bcgi	0.020	0.005	0.999	0.002	0.104	0.018	8.28E-6	0.837	0.001	476863
phones4u	0.016	0.004	0.999	7.63E-4	0.046	0.005	6.75E-6	0.842	0.001	460394
RANDOM10	0.016	0.004	0.998	0.002	0.138	0.027	6.57E-6	0.846	0.001	444353
aviagroup	0.014	0.004	0.998	1.14E-4	0.008	3.68E-4	5.79E-6	0.849	0.001	430235
wrsystems	0.013	0.003	0.998	7.73E-4	0.058	0.007	5.47E-6	0.852	0.001	416895
cyclacel	0.013	0.003	0.998	2.22E-4	0.017	0.001	5.28E-6	0.856	0.001	404021
jeriayasoc...	0.013	0.003	0.998	9.06E-4	0.072	0.011	5.19E-6	0.859	0.001	391358
methven	0.012	0.003	0.998	4.78E-4	0.039	0.004	5.02E-6	0.862	0.001	379097
ianmartin	0.010	0.003	0.998	6.44E-4	0.062	0.008	4.28E-6	0.865	0.001	368657
deeset	0.010	0.003	0.998	2.86E-4	0.027	0.002	4.27E-6	0.867	0.001	358249
pcar	0.010	0.003	0.998	4.45E-4	0.044	0.005	4.12E-6	0.870	0.001	348205
eurotel	0.010	0.002	0.998	6.73E-4	0.070	0.010	3.92E-6	0.872	0.001	338637
dvtel	0.009	0.002	0.998	3.33E-4	0.035	0.003	3.87E-6	0.875	0.001	329199
eksprompt	0.008	0.002	0.998	4.55E-4	0.055	0.007	3.42E-6	0.877	0.001	320853
herbertffo...	0.008	0.002	0.998	6.73E-4	0.082	0.013	3.36E-6	0.879	0.001	312656
rayv	0.008	0.002	0.998	1.27E-4	0.016	0.001	3.24E-6	0.881	0.001	304742
shintop	0.008	0.002	0.998	1.03E-4	0.013	7.77E-4	3.18E-6	0.883	0.001	296991
mustek	0.008	0.002	0.998	3.71E-4	0.049	0.006	3.1E-6	0.885	0.001	289437
clvgroup	0.007	0.002	0.998	4.22E-4	0.059	0.008	2.94E-6	0.886	0.001	282255
msbu	0.007	0.002	0.997	1.8E-5	0.003	8.23E-5	2.73E-6	0.888	0.001	275603
vtesse	0.007	0.002	0.997	4.18E-4	0.063	0.009	2.71E-6	0.890	0.001	268989
omen	0.007	0.002	0.997	1.84E-4	0.028	0.002	2.71E-6	0.891	0.001	262387
2contact	0.007	0.002	0.997	2.09E-4	0.032	0.003	2.67E-6	0.893	0.001	255873
kamada	0.006	0.002	0.997	2.32E-4	0.036	0.004	2.66E-6	0.895	0.001	249388

Table 2.518: Top 35 most significant SLDs for gTLD 'ltd'. The SLD list holds 95.730% of the entries found in the gTLD and 0.002 of the total number of entries for the entire experiment. **count** represents the number of records found for the SLD (in parts per million). **sldDiv** is the raw count divided by the number of records of this gTLD dump file. **oR** is the ratio of raw count to the total number of records of the experiment.  **$\phi$ -sldDiv** represents the  $\phi$  percentile of sldDiv on the entire data-set. **a-srcDiv** is the cumulative srcDiv variable. **a-oR** is the cumulative oR.

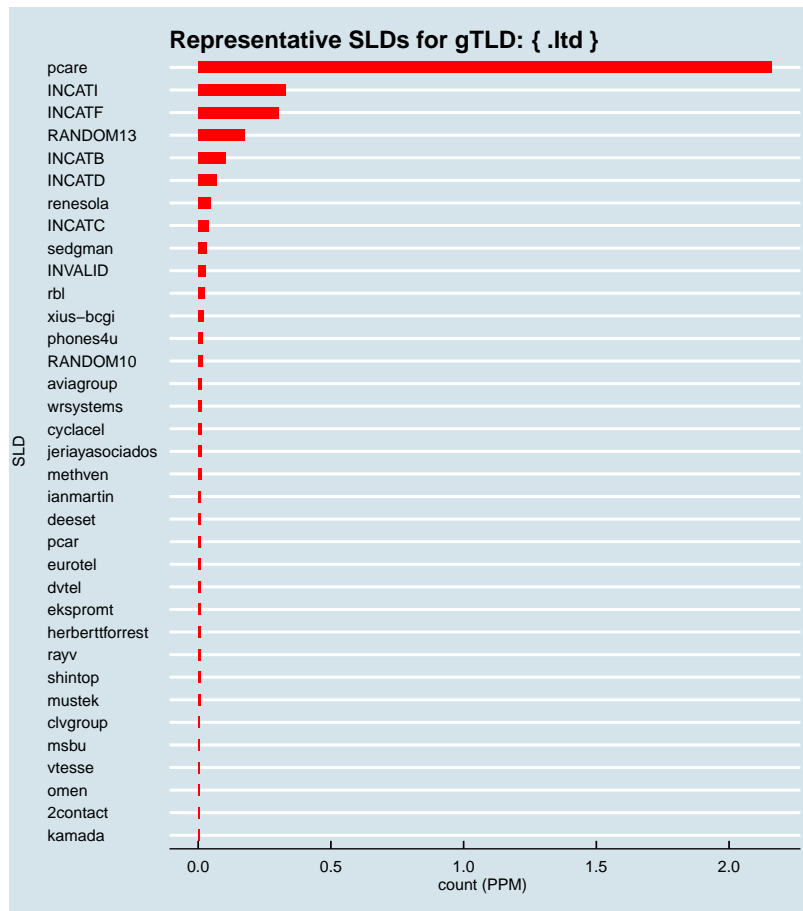


Figure 2.1035: Representative SLDs for gTLD: { .ltd}. The x axis displays number of times (in parts per million) the corresponding SLD (y axis) was found in the gTLD.

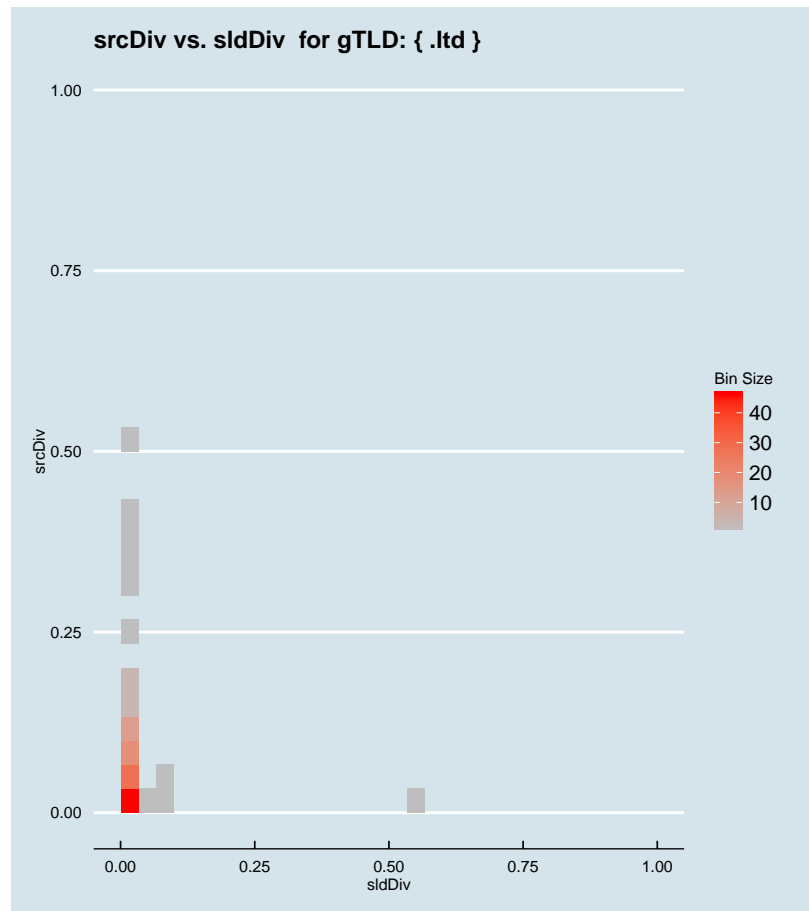


Figure 2.1036: Binned scatter-plot of srcDiv and sldDiv for gTLD: {.ltd}.

### :: 2.712 Representative SLDs for gTLD: {.ltda}

In this section, we collect representative SLDs related to gTLD: 'ltda'. We found 15 unique SLDs after filtering. A total of 74448 records were considered representative and they are 79.296% of the gTLD dump. Since the total number of records for this gTLD is 74448, there are 0 non-representative records (NRep). In addition, this set comprises  $3.05E-5$  of the entire data-set. Table 2.519 shows the corresponding SLDs ordered by the level of importance. Figure 2.1037 shows the record count (PPM) for each representative SLD. Figure 2.1038 shows the binned scatter-plot of srcDiv and sldDiv.

► {.ltda}  
Total SLDs: 15  
a-sldDiv: 79.296%  
a-oR: 0.003%  
NRep: 0

Individual SLD descriptors for gTLD: {ltda}										
SLD	count	sldDiv	$\phi$ -sldDiv	ipcount	srcDiv	$\phi$ -srcDiv	oR	a-srcDiv	a-oR	rem
INCATF	0.023	0.248	1.000	5.39E-4	0.023	0.002	9.54E-6	0.248	9.54E-6	51167
depetris	0.014	0.148	1.000	2.5E-5	0.002	4.26E-5	5.71E-6	0.396	1.53E-5	37234
RANDOM13	0.006	0.065	1.000	4.54E-4	0.075	0.011	2.49E-6	0.461	1.77E-5	31162
INCATB	0.005	0.049	1.000	3.4E-4	0.074	0.011	1.89E-6	0.510	1.96E-5	26552
ipromsa	0.004	0.045	1.000	4E-6	9.56E-4	1.63E-5	1.71E-6	0.555	2.13E-5	22370
hnos	0.004	0.044	1.000	1.37E-4	0.033	0.003	1.68E-6	0.598	2.3E-5	18265
hidromec	0.003	0.034	1.000	6.4E-5	0.020	0.001	1.31E-6	0.633	2.43E-5	15058
INVALID	0.002	0.025	0.999	1.64E-4	0.069	0.010	9.7E-7	0.658	2.53E-5	12690
cia	0.002	0.022	0.999	9.8E-5	0.047	0.005	8.5E-7	0.680	2.62E-5	10617
INCATD	0.002	0.021	0.999	1.54E-4	0.077	0.012	8.19E-7	0.701	2.7E-5	8618
sodis	0.002	0.021	0.999	8E-6	0.004	1.4E-4	8.07E-7	0.722	2.78E-5	6648
RANDOM10	0.002	0.020	0.999	1.82E-4	0.099	0.016	7.54E-7	0.742	2.85E-5	4809
cvsc	0.002	0.019	0.999	7E-6	0.004	1.37E-4	7.2E-7	0.760	2.93E-5	3052
dimantec	0.002	0.018	0.999	5E-6	0.003	9.18E-5	6.95E-7	0.779	3E-5	1356
tempo	0.001	0.014	0.999	1.1E-5	0.008	3.7E-4	5.56E-7	0.793	3.05E-5	0

Table 2.519: Top 15 most significant SLDs for gTLD 'ltda'. The SLD list holds 79.296% of the entries found in the gTLD and 3.05E-5 of the total number of entries for the entire experiment. **count** represents the number of records found for the SLD (in parts per million). **sldDiv** is the raw count divided by the number of records of this gTLD dump file. **oR** is the ratio of raw count to the total number of records of the experiment.  **$\phi$ -sldDiv** represents the  $\phi$  percentile of sldDiv on the entire data-set. **a-srcDiv** is the cumulative srcDiv variable. **a-oR** is the cumulative oR.



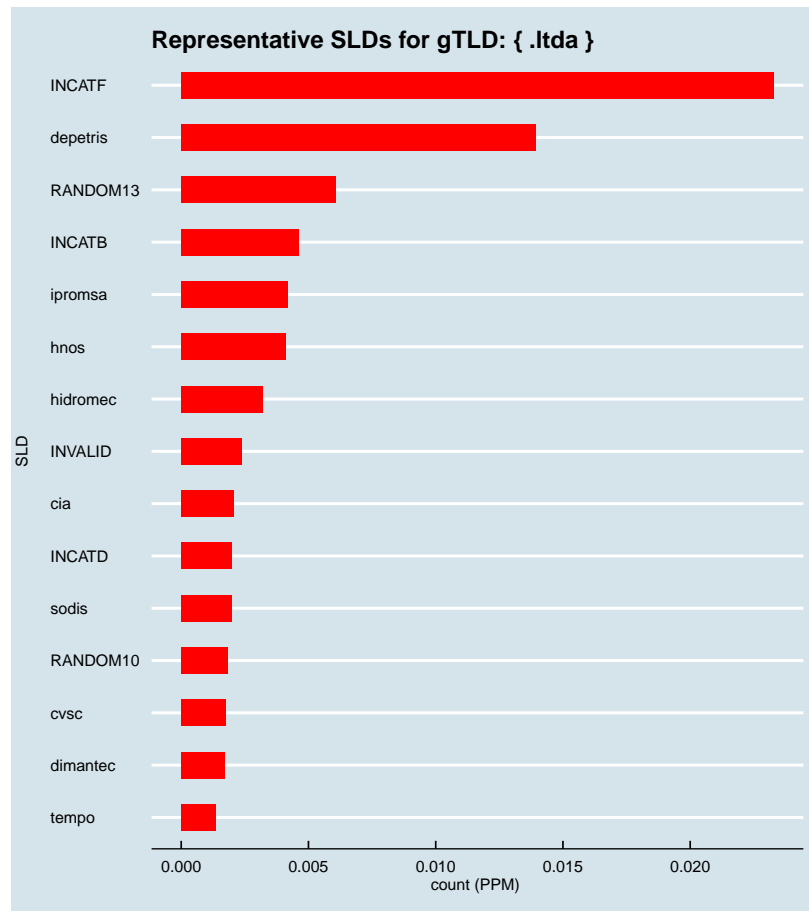


Figure 2.1037: Representative SLDs for gTLD: { .ltda }. The  $x$  axis displays number of times (in parts per million) the corresponding SLD ( $y$  axis) was found in the gTLD.

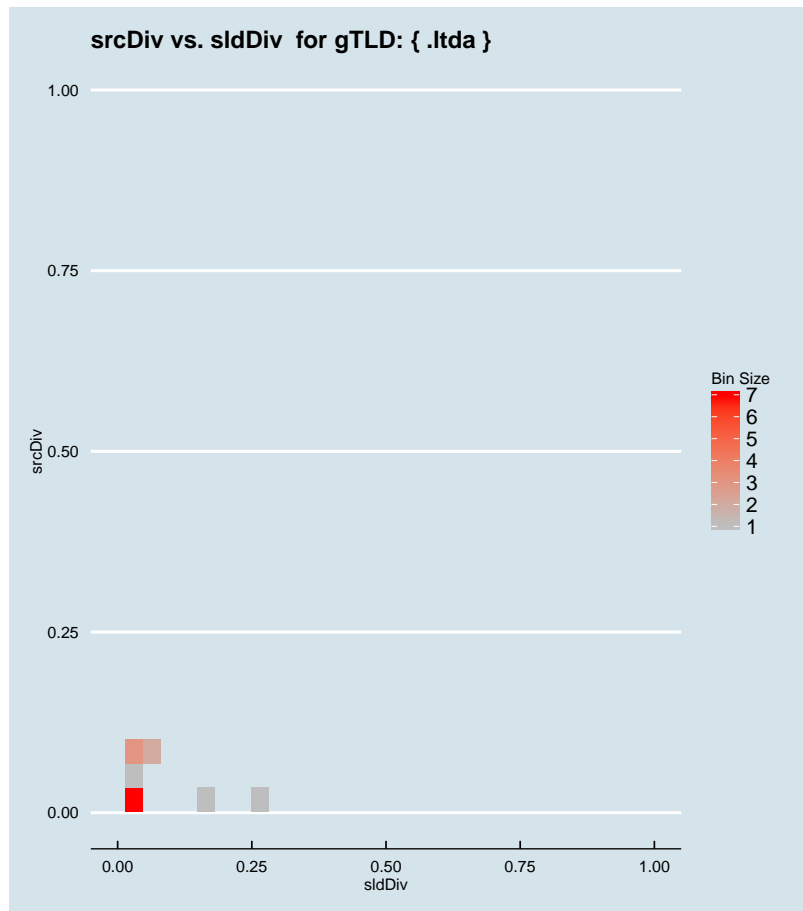


Figure 2.1038: Binned scatter-plot of srcDiv and sldDiv for gTLD: { .ltda }.

⚡ 2.713 Representative SLDs for gTLD: { .lundbeck }

In this section, we collect representative SLDs related to gTLD: 'lundbeck'. We found 0 unique SLDs after filtering. A total of 0 records were considered representative and they are 0.000% of the gTLD dump. Since the total number of records for this gTLD is 0, there are 0 non-representative records (NRep). In addition, this set comprises 0E0 of the entire data-set.

```
► { .lundbeck }
Total SLDs: 0
a-sldDiv: 0.000%
a-oR: 0.000%
NRep: 0
```

⚡ 2.714 Representative SLDs for gTLD: { .lupin }

In this section, we collect representative SLDs related to gTLD: 'lupin'. We found 0

```
► { .lupin }
Total SLDs: 0
a-sldDiv: 0.000%
a-oR: 0.000%
NRep: 0
```

unique SLDs after filtering. A total of 0 records were considered representative and they are 0.000% of the gTLD dump. Since the total number of records for this gTLD is 0, there are 0 non-representative records (NRep). In addition, this set comprises 0E0 of the entire data-set.

## ⚡ 2.715 Representative SLDs for gTLD: {.luxe}

In this section, we collect representative SLDs related to gTLD: 'luxe'. We found 1 unique SLDs after filtering. A total of 1640 records were considered representative and they are 59.485% of the gTLD dump. Since the total number of records for this gTLD is 1640, there are 0 non-representative records (NRep). In addition, this set comprises 6.72E−7 of the entire data-set. Table 2.520 shows the corresponding SLDs ordered by the level of importance. Figure 2.1039 shows the record count (PPM) for each representative SLD. Figure 2.1040 shows the binned scatter-plot of srcDiv and sldDiv.

▶ {.luxe}  
Total SLDs: 1  
a-sldDiv: 59.485%  
a-oR: 0.000%  
NRep: 0

Individual SLD descriptors for gTLD: {.luxe}										
SLD	count	sldDiv	$\phi$ -sldDiv	ipcount	srcDiv	$\phi$ -srcDiv	oR	a-srcDiv	a-oR	rem
INCATB	0.002	0.595	1.000	7.9E−5	0.048	0.006	6.72E−7	0.595	6.72E−7	0

Table 2.520: Top 1 most significant SLDs for gTLD 'luxe'. The SLD list holds 59.485% of the entries found in the gTLD and 6.72E−7 of the total number of entries for the entire experiment. **count** represents the number of records found for the SLD (in parts per million). **sldDiv** is the raw count divided by the number of records of this gTLD dump file. **oR** is the ratio of raw count to the total number of records of the experiment.  **$\phi$ -sldDiv** represents the  $\phi$  percentile of sldDiv on the entire data-set. **a-srcDiv** is the cumulative srcDiv variable. **a-oR** is the cumulative oR.




Figure 2.1039: Representative SLDs for gTLD: { .lux }. The *x* axis displays number of times (in parts per million) the corresponding SLD (*y* axis) was found in the gTLD.

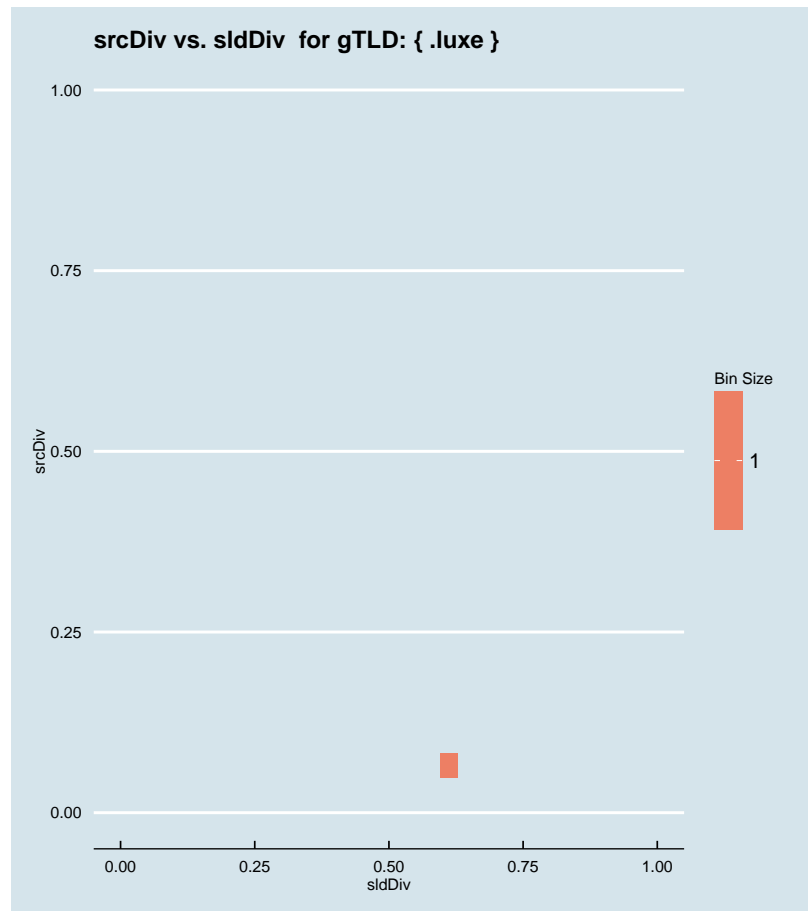


Figure 2.1040: Binned scatter-plot of srcDiv and sldDiv for gTLD: { .luxe }.

### :: 2.716 Representative SLDs for gTLD: { .luxury }

In this section, we collect representative SLDs related to gTLD: 'luxury'. We found 0 unique SLDs after filtering. A total of 0 records were considered representative and they are 0.000% of the gTLD dump. Since the total number of records for this gTLD is 0, there are 0 non-representative records (NRep). In addition, this set comprises 0E0 of the entire data-set.

► { .luxury }  
Total SLDs: 0  
a-sldDiv: 0.000%  
a-oR: 0.000%  
NRep: 0

### :: 2.717 Representative SLDs for gTLD: { .macys }

In this section, we collect representative SLDs related to gTLD: 'macys'. We found 2

► { .macys }  
Total SLDs: 2  
a-sldDiv: 76.556%  
a-oR: 0.000%  
NRep: 0

unique SLDs after filtering. A total of 6776 records were considered representative and they are 76.556% of the gTLD dump. Since the total number of records for this gTLD is 6776, there are 0 non-representative records (NRep). In addition, this set comprises  $2.78E-6$  of the entire data-set. Table 2.521 shows the corresponding SLDs ordered by the level of importance. Figure 2.1041 shows the record count (PPM) for each representative SLD. Figure 2.1042 shows the binned scatter-plot of srcDiv and sldDiv.

Individual SLD descriptors for gTLD: {macys}										
SLD	count	sldDiv	$\phi$ -sldDiv	ipcount	srcDiv	$\phi$ -srcDiv	oR	a-srcDiv	a-oR	rem
INCATE	0.004	0.434	1.000	0.002	0.549	0.183	$1.57E-6$	0.434	$1.57E-6$	2937
INCATC	0.003	0.332	1.000	0.002	0.783	0.265	$1.2E-6$	0.766	$2.78E-6$	0

Table 2.521: Top 2 most significant SLDs for gTLD 'macys'. The SLD list holds 76.556% of the entries found in the gTLD and  $2.78E-6$  of the total number of entries for the entire experiment. **count** represents the number of records found for the SLD (in parts per million). **sldDiv** is the raw count divided by the number of records of this gTLD dump file. **oR** is the ratio of raw count to the total number of records of the experiment.  **$\phi$ -sldDiv** represents the  $\phi$  percentile of sldDiv on the entire data-set. **a-srcDiv** is the cumulative srcDiv variable. **a-oR** is the cumulative oR.

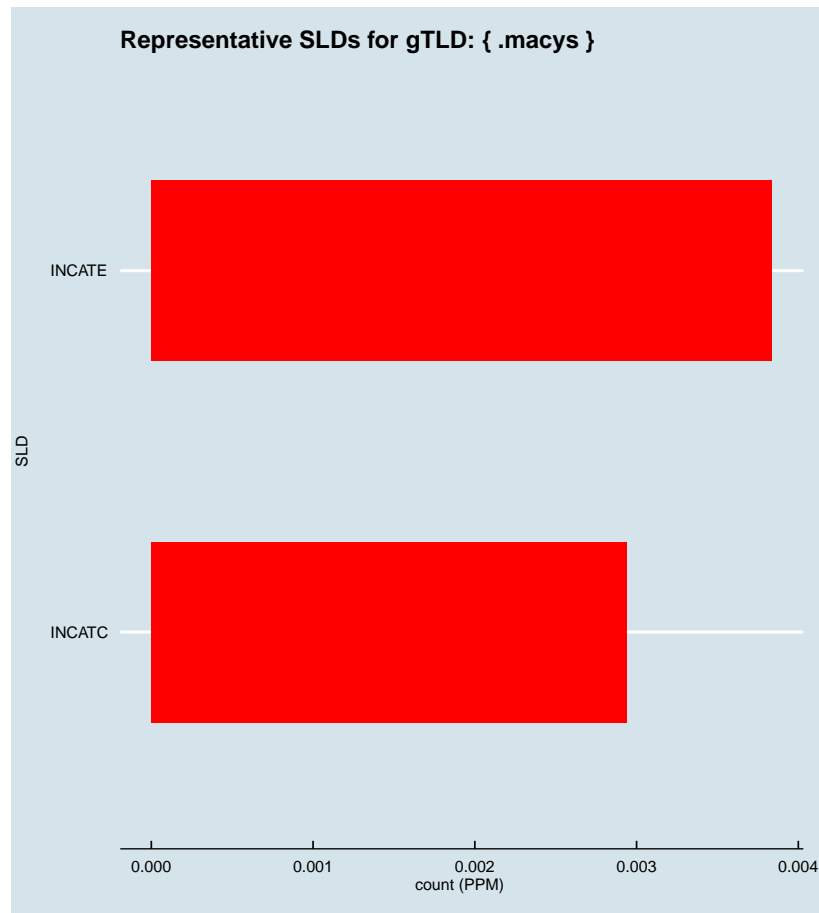


Figure 2.1041: Representative SLDs for gTLD: { .macys}. The  $x$  axis displays number of times (in parts per million) the corresponding SLD ( $y$  axis) was found in the gTLD.

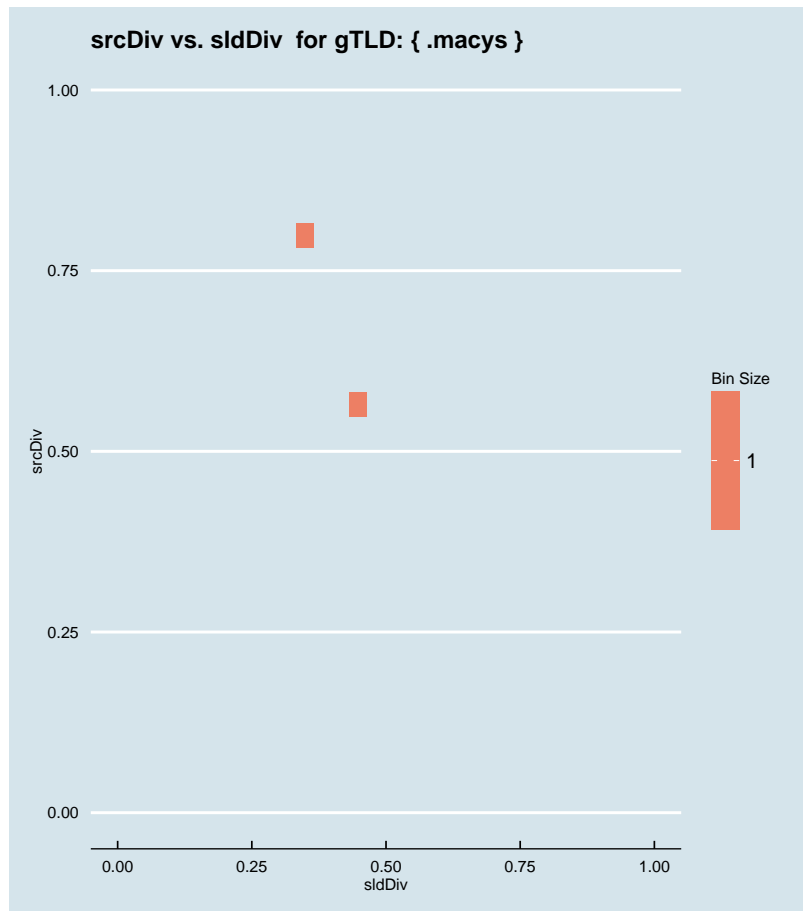


Figure 2.1042: Binned scatter-plot of srcDiv and sldDiv for gTLD: { .macys }.

### :: 2.718 Representative SLDs for gTLD: { .madrid }

In this section, we collect representative SLDs related to gTLD: 'madrid'. We found 26 unique SLDs after filtering. A total of 150430 records were considered representative and they are 82.613% of the gTLD dump. Since the total number of records for this gTLD is 150430, there are 0 non-representative records (NRep). In addition, this set comprises  $6.16E-5$  of the entire data-set. Table 2.522 shows the corresponding SLDs ordered by the level of importance. Figure 2.1043 shows the record count (PPM) for each representative SLD. Figure 2.1044 shows the binned scatter-plot of srcDiv and sldDiv.

► { .madrid }  
 Total SLDs: 26  
 a-sldDiv: 82.613%  
 a-oR: 0.006%  
 NRep: 0



Individual SLD descriptors for gTLD: {madrid}										
SLD	count	sldDiv	$\phi$ -sldDiv	ipcount	srcDiv	$\phi$ -srcDiv	oR	a-srcDiv	a-oR	rem
INCATF	0.048	0.266	1.000	0.001	0.022	0.002	1.99E-5	0.266	1.99E-5	101937
RANDOM13	0.017	0.093	1.000	7.18E-4	0.043	0.005	6.91E-6	0.359	2.68E-5	85069
obs	0.013	0.074	1.000	7.82E-4	0.058	0.008	5.5E-6	0.433	3.23E-5	71650
INVALID	0.007	0.039	1.000	4.46E-4	0.064	0.009	2.87E-6	0.471	3.52E-5	64637
cmr	0.007	0.037	1.000	8.6E-5	0.013	7.33E-4	2.76E-6	0.508	3.79E-5	57909
RANDOM10	0.007	0.036	1.000	5.04E-4	0.076	0.011	2.7E-6	0.544	4.06E-5	51311
netmind	0.006	0.031	1.000	7E-5	0.012	7E-4	2.31E-6	0.575	4.29E-5	45670
metro	0.005	0.029	0.999	1.52E-4	0.028	0.002	2.19E-6	0.605	4.51E-5	40331
excem	0.005	0.025	0.999	3.41E-4	0.075	0.011	1.85E-6	0.629	4.7E-5	35814
INCATB	0.004	0.022	0.999	5.15E-4	0.129	0.025	1.63E-6	0.651	4.86E-5	31827
mmmm	0.004	0.022	0.999	5.2E-5	0.013	7.71E-4	1.61E-6	0.673	5.02E-5	27892
INCATD	0.004	0.021	0.999	4.38E-4	0.116	0.021	1.55E-6	0.694	5.18E-5	24106
INCATC	0.002	0.013	0.999	4.58E-4	0.192	0.042	9.79E-7	0.707	5.27E-5	21718
beata2003	0.002	0.013	0.999	2.6E-5	0.011	5.73E-4	9.71E-7	0.720	5.37E-5	19349
hsantos	0.002	0.012	0.999	1.07E-4	0.049	0.006	9E-7	0.732	5.46E-5	17154
SHORTSLD	0.002	0.011	0.999	3.55E-4	0.179	0.039	8.11E-7	0.743	5.54E-5	15175
abaco	0.002	0.010	0.999	2.47E-4	0.130	0.025	7.76E-7	0.753	5.62E-5	13282
reins	0.002	0.010	0.999	2.7E-5	0.014	8.77E-4	7.73E-7	0.764	5.7E-5	11395
unit	0.002	0.009	0.999	1.47E-4	0.090	0.014	6.7E-7	0.773	5.76E-5	9759
real	0.002	0.008	0.999	6.09E-4	0.406	0.114	6.15E-7	0.781	5.83E-5	8258
ntdistribu...	0.001	0.008	0.999	7.4E-5	0.050	0.006	6.1E-7	0.789	5.89E-5	6769
escuelasca...	0.001	0.008	0.999	6.5E-5	0.044	0.005	6.09E-7	0.797	5.95E-5	5282
ams	0.001	0.008	0.999	7.2E-5	0.049	0.006	6.07E-7	0.805	6.01E-5	3801
protesis	0.001	0.007	0.999	1.01E-4	0.076	0.011	5.46E-7	0.813	6.06E-5	2468
robinco	0.001	0.007	0.999	2.06E-4	0.162	0.033	5.2E-7	0.820	6.12E-5	1198
luckia	0.001	0.007	0.999	1.07E-4	0.089	0.014	4.91E-7	0.826	6.16E-5	0

Table 2.522: Top 26 most significant SLDs for gTLD 'madrid'. The SLD list holds 82.613% of the entries found in the gTLD and 6.16E-5 of the total number of entries for the entire experiment. **count** represents the number of records found for the SLD (in parts per million). **sldDiv** is the raw count divided by the number of records of this gTLD dump file. **oR** is the ratio of raw count to the total number of records of the experiment.  **$\phi$ -sldDiv** represents the  $\phi$  percentile of sldDiv on the entire data-set. **a-srcDiv** is the cumulative srcDiv variable. **a-oR** is the cumulative oR.



Figure 2.1043: Representative SLDs for gTLD: { .madrid }. The *x* axis displays number of times (in parts per million) the corresponding SLD (*y* axis) was found in the gTLD.

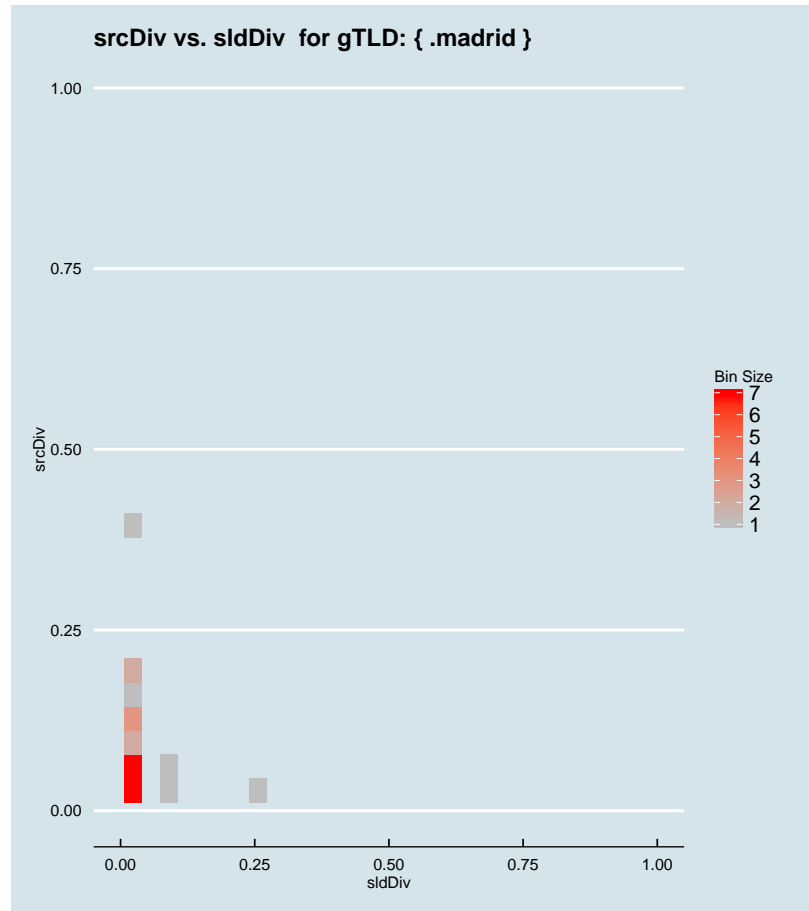


Figure 2.1044: Binned scatter-plot of srcDiv and sldDiv for gTLD: { .madrid }.

### :: 2.719 Representative SLDs for gTLD: { .maif }

In this section, we collect representative SLDs related to gTLD: 'maif'. We found 3 unique SLDs after filtering. A total of 4753 records were considered representative and they are 10.377% of the gTLD dump. Since the total number of records for this gTLD is 4753, there are 0 non-representative records (NRep). In addition, this set comprises 1.95E-6 of the entire data-set. Table 2.523 shows the corresponding SLDs ordered by the level of importance. Figure 2.1045 shows the record count (PPM) for each representative SLD. Figure 2.1046 shows the binned scatter-plot of srcDiv and sldDiv.

► { .maif }  
Total SLDs: 3  
a-sldDiv: 10.377%  
a-oR: 0.000%  
NRep: 0



Individual SLD descriptors for gTLD: {,maif}										
SLD	count	sldDiv	$\phi$ -sldDiv	ipcount	srcDiv	$\phi$ -srcDiv	oR	a-srcDiv	a-oR	rem
local	0.002	0.036	1.000	1.13E-4	0.068	0.010	6.81E-7	0.036	6.81E-7	3091
RANDOM13	0.002	0.035	1.000	7.5E-5	0.047	0.005	6.5E-7	0.071	1.33E-6	1504
RANDOM10	0.002	0.033	1.000	2.37E-4	0.158	0.032	6.16E-7	0.104	1.95E-6	0

Table 2.523: Top 3 most significant SLDs for gTLD 'maif'. The SLD list holds 10.377% of the entries found in the gTLD and 1.95E-6 of the total number of entries for the entire experiment. **count** represents the number of records found for the SLD (in parts per million). **sldDiv** is the raw count divided by the number of records of this gTLD dump file. **oR** is the ratio of raw count to the total number of records of the experiment.  **$\phi$ -sldDiv** represents the  $\phi$  percentile of sldDiv on the entire data-set. **a-srcDiv** is the cumulative srcDiv variable. **a-oR** is the cumulative oR.

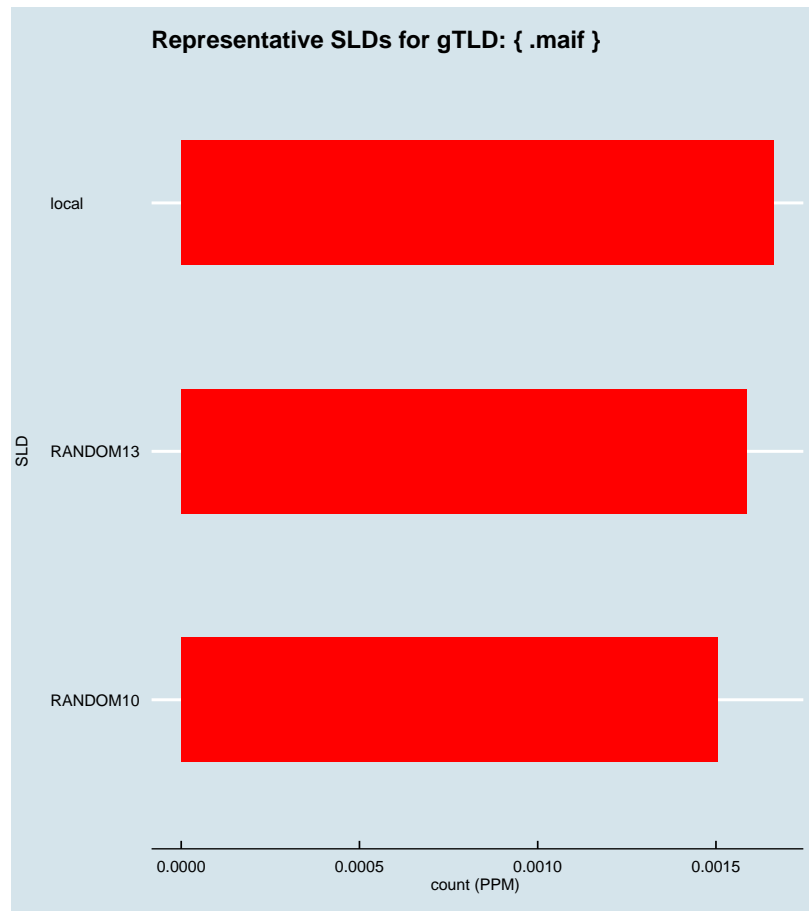


Figure 2.1045: Representative SLDs for gTLD: { .maif }. The  $x$  axis displays number of times (in parts per million) the corresponding SLD ( $y$  axis) was found in the gTLD.

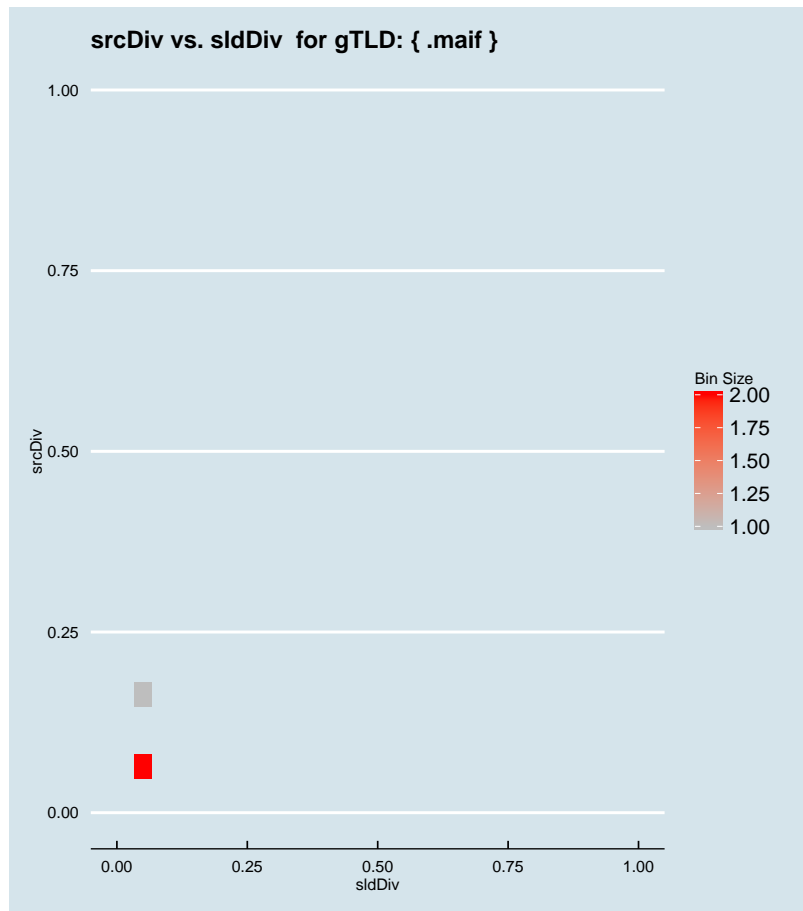


Figure 2.1046: Binned scatter-plot of srcDiv and sldDiv for gTLD: { .maif }.

### :: 2.720 Representative SLDs for gTLD: { .mail }

In this section, we collect representative SLDs related to gTLD: 'mail'. We found 96 unique SLDs after filtering. A total of 3488925 records were considered representative and they are 88.707% of the gTLD dump. Since the total number of records for this gTLD is 3488925, there are 0 non-representative records (NRep). In addition, this set comprises 0.001 of the entire data-set. Table 2.524 shows the corresponding SLDs ordered by the level of importance. Figure 2.1047 shows the record count (PPM) for each representative SLD. Figure 2.1048 shows the binned scatter-plot of srcDiv and sldDiv.

► { .mail }  
 Total SLDs: 96  
 a-sldDiv: 88.707%  
 a-oR: 0.143%  
 NRep: 0

Individual SLD descriptors for gTLD: {mail}										
SLD	count	sldDiv	$\phi$ -sldDiv	ipcount	srcDiv	$\phi$ -srcDiv	oR	a-srcDiv	a-oR	rem
system	0.975	0.248	1.000	0.121	0.124	0.023	4E-4	0.248	4E-4	2513764
INCATB	0.635	0.162	1.000	0.022	0.035	0.003	2.6E-4	0.409	6.6E-4	1878547
INCATC	0.631	0.160	1.000	0.070	0.111	0.020	2.59E-4	0.570	9.19E-4	1247460
alico	0.228	0.058	1.000	0.007	0.030	0.003	9.35E-5	0.628	0.001	1019327
RANDOM13	0.162	0.041	1.000	0.003	0.019	0.001	6.62E-5	0.669	0.001	857773
SHORTSLD	0.142	0.036	1.000	0.027	0.194	0.043	5.81E-5	0.705	0.001	715903
INCATF	0.110	0.028	0.999	0.007	0.068	0.010	4.52E-5	0.733	0.001	605688
INCATD	0.062	0.016	0.999	0.005	0.075	0.011	2.56E-5	0.749	0.001	543206
INVALID	0.057	0.015	0.999	0.006	0.109	0.019	2.35E-5	0.764	0.001	485960
gateway	0.042	0.011	0.999	0.005	0.118	0.022	1.7E-5	0.774	0.001	444380
RANDOM10	0.033	0.008	0.999	0.008	0.246	0.057	1.36E-5	0.783	0.001	411211
INCATE	0.033	0.008	0.999	0.013	0.410	0.115	1.33E-5	0.791	0.001	378710
receive	0.023	0.006	0.999	0.007	0.292	0.075	9.38E-6	0.797	0.001	355812
fot	0.021	0.005	0.999	0.008	0.382	0.105	8.8E-6	0.802	0.001	334337
smtp	0.019	0.005	0.999	0.003	0.145	0.030	7.86E-6	0.807	0.001	315165
for	0.018	0.005	0.999	0.008	0.442	0.122	7.26E-6	0.811	0.001	297443
embarq	0.017	0.004	0.999	0.006	0.366	0.101	6.93E-6	0.816	0.001	280542
pop	0.015	0.004	0.998	0.003	0.172	0.037	6.15E-6	0.820	0.001	265540
INCATK	0.013	0.003	0.998	0.003	0.236	0.056	5.43E-6	0.823	0.001	252298
r1000	0.012	0.003	0.998	1.7E-5	0.001	2.75E-5	5.08E-6	0.826	0.001	239908
local	0.010	0.003	0.998	7.62E-4	0.077	0.011	4.07E-6	0.829	0.001	229965
rocket	0.009	0.002	0.998	0.003	0.363	0.100	3.85E-6	0.831	0.001	220577
autodiscov...	0.008	0.002	0.998	0.002	0.211	0.049	3.4E-6	0.833	0.001	212269
rediff	0.008	0.002	0.998	0.004	0.433	0.120	3.33E-6	0.835	0.001	204135
its	0.008	0.002	0.998	0.004	0.466	0.127	3.26E-6	0.837	0.001	196169
INCATI	0.007	0.002	0.998	7.94E-4	0.108	0.019	3.03E-6	0.839	0.001	188785
usmc	0.006	0.002	0.997	0.003	0.392	0.107	2.65E-6	0.841	0.001	182328
jiang	0.006	0.002	0.997	1.6E-5	0.003	7.61E-5	2.56E-6	0.842	0.001	176073
cra	0.006	0.001	0.997	0.003	0.521	0.178	2.4E-6	0.844	0.001	170222
imap	0.005	0.001	0.997	0.001	0.200	0.043	2.21E-6	0.845	0.001	164836
usarmy	0.005	0.001	0.997	0.002	0.466	0.127	2.16E-6	0.847	0.001	159566
red-pc02	0.005	0.001	0.997	0.002	0.468	0.127	2.12E-6	0.848	0.001	154396
profession...	0.005	0.001	0.997	5.3E-4	0.107	0.019	2.04E-6	0.849	0.001	149427
mailadmins...	0.005	0.001	0.997	6.5E-5	0.014	8.47E-4	1.9E-6	0.850	0.001	144793
wpad	0.005	0.001	0.997	0.001	0.246	0.057	1.86E-6	0.851	0.001	140245

Table 2.524: Top 35 most significant SLDs for gTLD 'mail'. The SLD list holds 88.707% of the entries found in the gTLD and 0.001 of the total number of entries for the entire experiment. **count** represents the number of records found for the SLD (in parts per million). **sldDiv** is the raw count divided by the number of records of this gTLD dump file. **oR** is the ratio of raw count to the total number of records of the experiment.  **$\phi$ -sldDiv** represents the  $\phi$  percentile of sldDiv on the entire data-set. **a-srcDiv** is the cumulative srcDiv variable. **a-oR** is the cumulative oR.

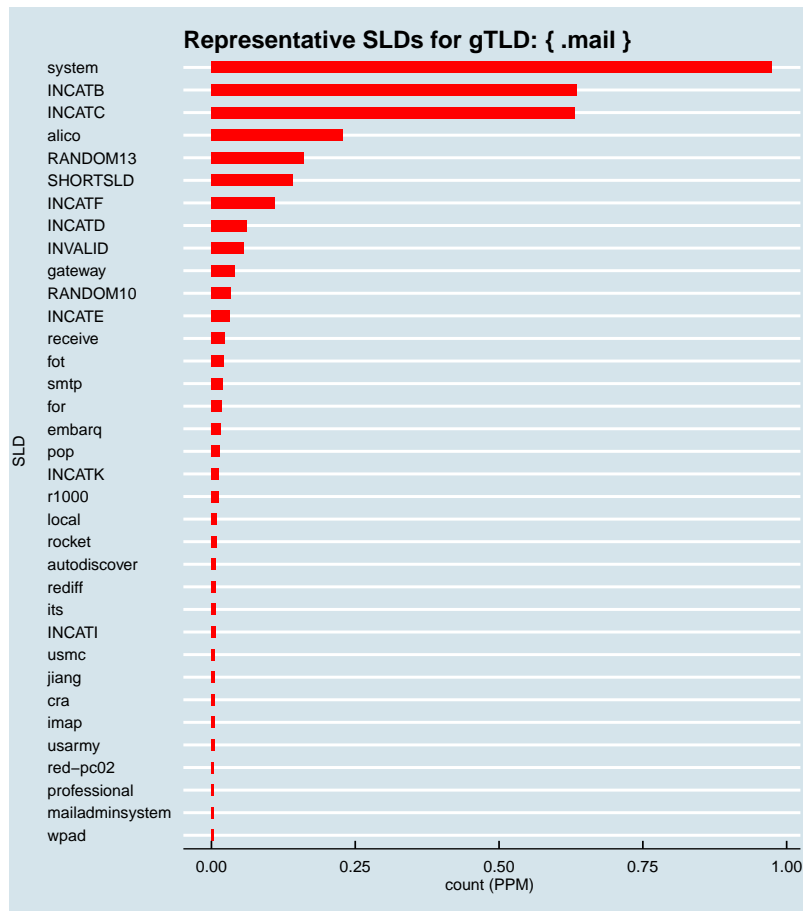


Figure 2.1047: Representative SLDs for gTLD: { .mail }. The *x* axis displays number of times (in parts per million) the corresponding SLD (*y* axis) was found in the gTLD.



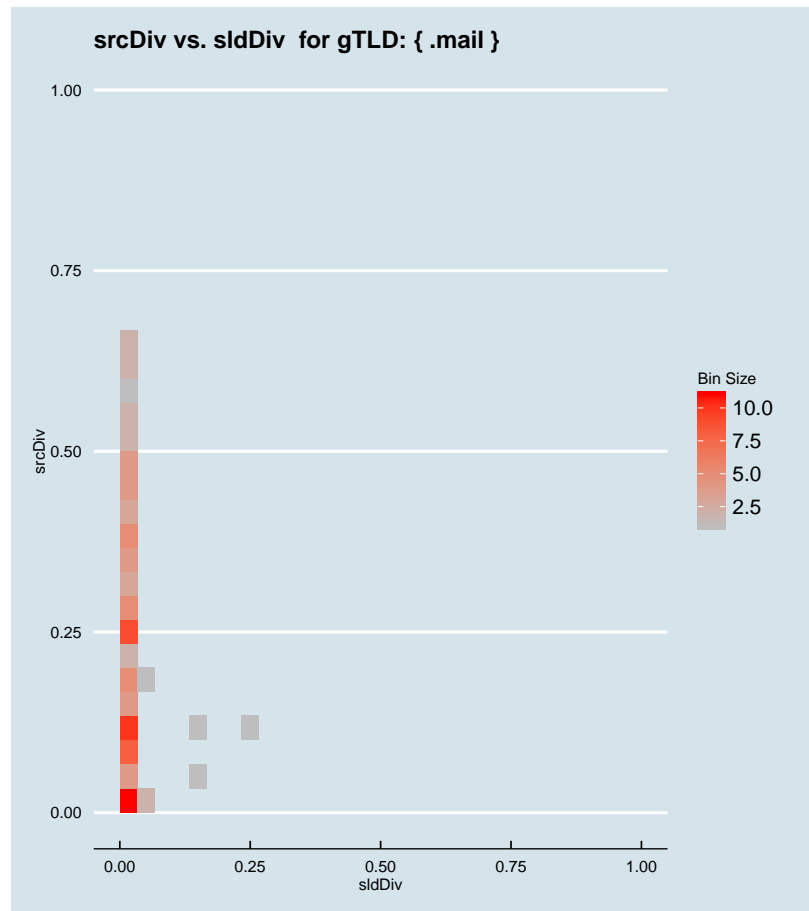


Figure 2.1048: Binned scatter-plot of srcDiv and sldDiv for gTLD: { .mail }.

### :: 2.721 Representative SLDs for gTLD: { .maison }

In this section, we collect representative SLDs related to gTLD: 'maison'. We found 14 unique SLDs after filtering. A total of 392279 records were considered representative and they are 83.157% of the gTLD dump. Since the total number of records for this gTLD is 392279, there are 0 non-representative records (NRep). In addition, this set comprises  $1.61E-4$  of the entire data-set. Table 2.525 shows the corresponding SLDs ordered by the level of importance. Figure 2.1049 shows the record count (PPM) for each representative SLD. Figure 2.1050 shows the binned scatter-plot of srcDiv and sldDiv.

► { .maison }  
Total SLDs: 14  
a-sldDiv: 83.157%  
a-oR: 0.016%  
NRep: 0

Individual SLD descriptors for gTLD: {.maison}										
SLD	count	sldDiv	$\phi$ -sldDiv	ipcount	srcDiv	$\phi$ -srcDiv	oR	a-srcDiv	a-oR	rem
INVALID	0.137	0.290	1.000	0.002	0.017	0.001	5.61E-5	0.290	5.61E-5	255465
INCATB	0.107	0.226	1.000	0.002	0.015	9.82E-4	4.38E-5	0.516	9.98E-5	148671
RANDOM10	0.067	0.142	1.000	0.002	0.023	0.002	2.74E-5	0.658	1.27E-4	81903
wpad	0.021	0.045	1.000	0.002	0.086	0.014	8.77E-6	0.703	1.36E-4	60505
INCATC	0.015	0.031	1.000	7.33E-4	0.050	0.006	6E-6	0.734	1.42E-4	45853
isatap	0.014	0.031	1.000	0.002	0.125	0.023	5.94E-6	0.765	1.48E-4	31368
INCATF	0.010	0.021	0.999	4.78E-4	0.049	0.006	4.03E-6	0.786	1.52E-4	21538
RANDOM13	0.009	0.019	0.999	7.21E-4	0.082	0.013	3.58E-6	0.804	1.56E-4	12797
INCATD	0.005	0.011	0.999	4.5E-4	0.090	0.014	2.04E-6	0.815	1.58E-4	7818
SHORTSLD	0.002	0.004	0.998	5.13E-4	0.272	0.068	7.74E-7	0.819	1.58E-4	5929
piotrek	0.002	0.004	0.998	4.9E-5	0.027	0.002	7.32E-7	0.823	1.59E-4	4143
marcpa	0.002	0.003	0.998	2.5E-5	0.016	0.001	6.5E-7	0.826	1.6E-4	2556
readynas	0.001	0.003	0.998	9.2E-5	0.068	0.010	5.51E-7	0.829	1.6E-4	1211
serveur	0.001	0.003	0.998	2.43E-4	0.201	0.048	4.96E-7	0.832	1.61E-4	0

Table 2.525: Top 14 most significant SLDs for gTLD 'maison'. The SLD list holds 83.157% of the entries found in the gTLD and 1.61E-4 of the total number of entries for the entire experiment. **count** represents the number of records found for the SLD (in parts per million). **sldDiv** is the raw count divided by the number of records of this gTLD dump file. **oR** is the ratio of raw count to the total number of records of the experiment.  **$\phi$ -sldDiv** represents the  $\phi$  percentile of sldDiv on the entire data-set. **a-srcDiv** is the cumulative srcDiv variable. **a-oR** is the cumulative oR.

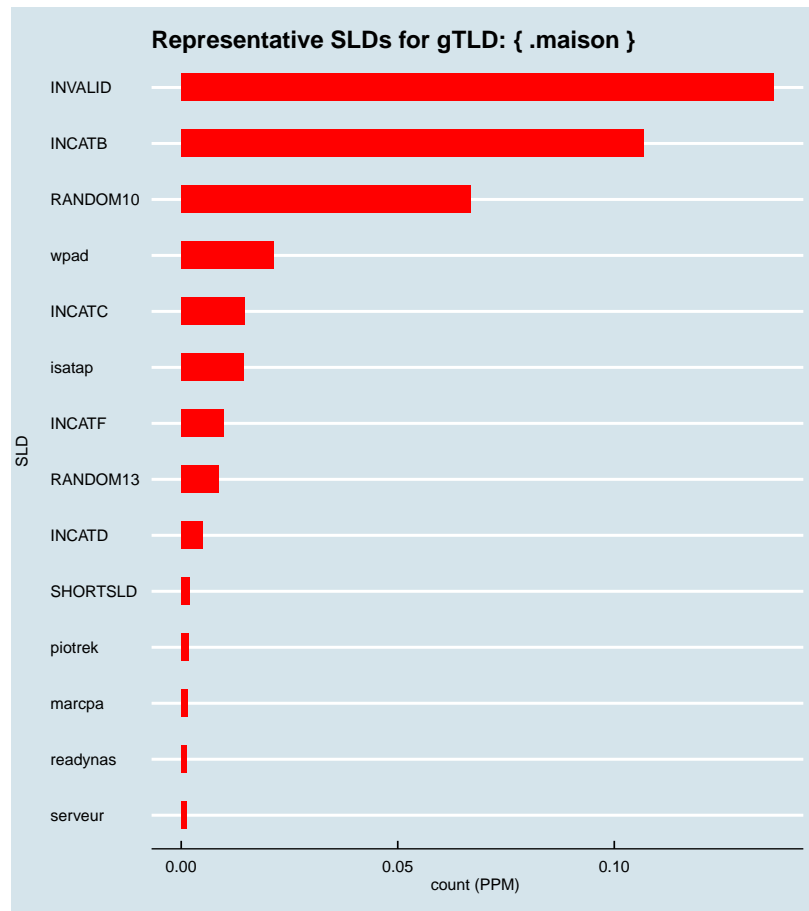


Figure 2.1049: Representative SLDs for gTLD: { .maison }. The  $x$  axis displays number of times (in parts per million) the corresponding SLD ( $y$  axis) was found in the gTLD.

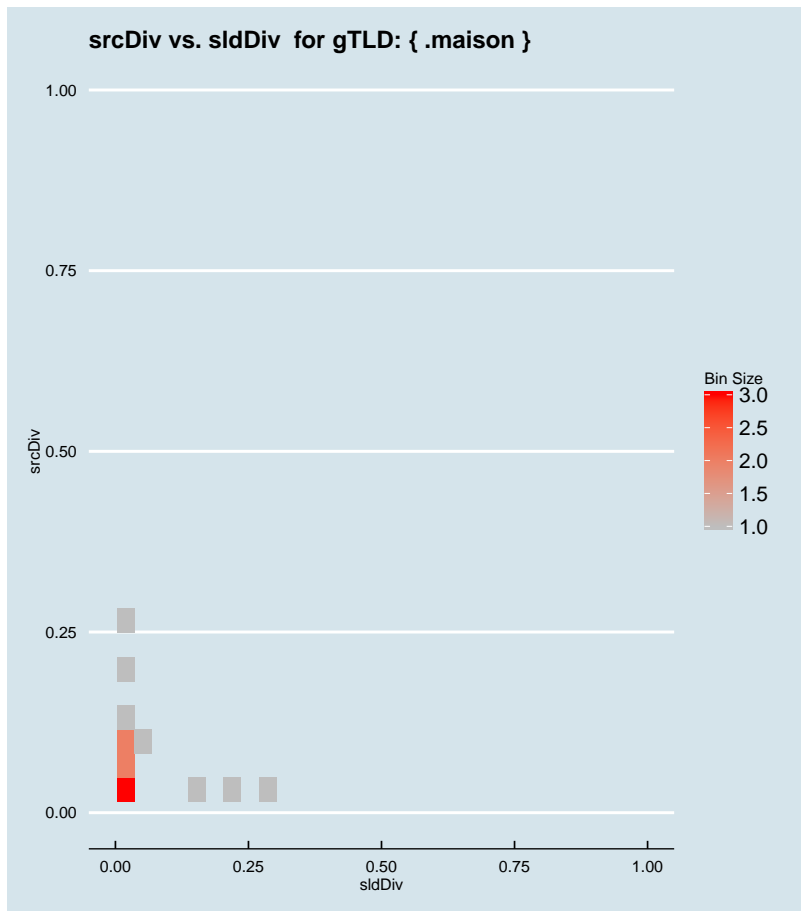


Figure 2.1050: Binned scatter-plot of srcDiv and sldDiv for gTLD: { .maison }.

∴ 2.722 Representative SLDs for gTLD: { .makeup }

In this section, we collect representative SLDs related to gTLD: 'makeup'. We found 0 unique SLDs after filtering. A total of 0 records were considered representative and they are 0.000% of the gTLD dump. Since the total number of records for this gTLD is 0, there are 0 non-representative records (NRep). In addition, this set comprises 0E0 of the entire data-set.

► { .makeup }  
 Total SLDs: 0  
 a-sldDiv: 0.000%  
 a-oR: 0.000%  
 NRep: 0

∴ 2.723 Representative SLDs for gTLD: { .man }

In this section, we collect representative SLDs related to gTLD: 'man'. We found 25

► { .man }  
 Total SLDs: 25  
 a-sldDiv: 75.628%  
 a-oR: 0.013%  
 NRep: 0

unique SLDs after filtering. A total of 305363 records were considered representative and they are 75.628% of the gTLD dump. Since the total number of records for this gTLD is 305363, there are 0 non-representative records (NRep). In addition, this set comprises  $1.25E-4$  of the entire data-set. Table 2.526 shows the corresponding SLDs ordered by the level of importance. Figure 2.1051 shows the record count (PPM) for each representative SLD. Figure 2.1052 shows the binned scatter-plot of srcDiv and sldDiv.

Individual SLD descriptors for gTLD: {man}										
SLD	count	sldDiv	$\phi$ -sldDiv	ipcount	srcDiv	$\phi$ -srcDiv	oR	a-srcDiv	a-oR	rem
INCATB	0.079	0.195	1.000	0.003	0.034	0.003	3.22E-5	0.195	3.22E-5	226709
INCATF	0.033	0.082	1.000	0.001	0.042	0.004	1.36E-5	0.277	4.58E-5	193513
INVALID	0.027	0.067	1.000	0.002	0.082	0.013	1.11E-5	0.344	5.69E-5	166496
INCATC	0.023	0.057	1.000	0.004	0.180	0.039	9.5E-6	0.401	6.64E-5	143319
redmond	0.023	0.056	1.000	6.21E-4	0.027	0.002	9.26E-6	0.457	7.57E-5	120727
RANDOM13	0.018	0.046	1.000	9.79E-4	0.053	0.007	7.55E-6	0.503	8.32E-5	102314
INCATE	0.018	0.044	1.000	0.005	0.306	0.078	7.25E-6	0.547	9.05E-5	84623
dsk1	0.017	0.041	1.000	1.9E-4	0.011	6.16E-4	6.8E-6	0.588	9.73E-5	68038
SHORTSLD	0.009	0.023	0.999	0.002	0.218	0.051	3.78E-6	0.611	1.01E-4	58806
RANDOM10	0.009	0.021	0.999	0.001	0.170	0.037	3.55E-6	0.632	1.05E-4	50133
INCATD	0.008	0.020	0.999	7.47E-4	0.093	0.015	3.28E-6	0.652	1.08E-4	42136
oma	0.006	0.015	0.999	4.11E-4	0.068	0.010	2.47E-6	0.667	1.1E-4	36119
orbis	0.005	0.012	0.999	2.59E-4	0.053	0.007	1.98E-6	0.679	1.12E-4	31276
wpad	0.005	0.012	0.999	8.48E-4	0.178	0.039	1.95E-6	0.691	1.14E-4	26511
mtbamerica...	0.004	0.009	0.999	1.97E-4	0.054	0.007	1.51E-6	0.700	1.16E-4	22836
rssad	0.004	0.009	0.999	1.4E-5	0.004	1.36E-4	1.45E-6	0.708	1.17E-4	19298
itunes	0.003	0.008	0.999	0.002	0.562	0.186	1.37E-6	0.717	1.19E-4	15951
um02003	0.003	0.008	0.999	5.9E-5	0.019	0.001	1.3E-6	0.725	1.2E-4	12771
isatap	0.003	0.008	0.999	7.82E-4	0.252	0.065	1.27E-6	0.732	1.21E-4	9666
netdirmed	0.002	0.005	0.999	4.1E-5	0.020	0.001	8.31E-7	0.737	1.22E-4	7638
hpde478d	0.002	0.004	0.999	8E-5	0.046	0.005	7.17E-7	0.742	1.23E-4	5888
lan	0.002	0.004	0.999	2.1E-5	0.012	6.85E-4	7.04E-7	0.746	1.23E-4	4169
local	0.001	0.004	0.998	9.5E-5	0.065	0.009	6.02E-7	0.750	1.24E-4	2701
vad	0.001	0.003	0.998	2.8E-4	0.202	0.048	5.68E-7	0.753	1.25E-4	1314
happy	0.001	0.003	0.998	7.8E-5	0.059	0.008	5.38E-7	0.756	1.25E-4	0

Table 2.526: Top 25 most significant SLDs for gTLD 'man'. The SLD list holds 75.628% of the entries found in the gTLD and  $1.25E-4$  of the total number of entries for the entire experiment. **count** represents the number of records found for the SLD (in parts per million). **sldDiv** is the raw count divided by the number of records of this gTLD dump file. **oR** is the ratio of raw count to the total number of records of the experiment.  **$\phi$ -sldDiv** represents the  $\phi$  percentile of sldDiv on the entire data-set. **a-srcDiv** is the cumulative srcDiv variable. **a-oR** is the cumulative oR.

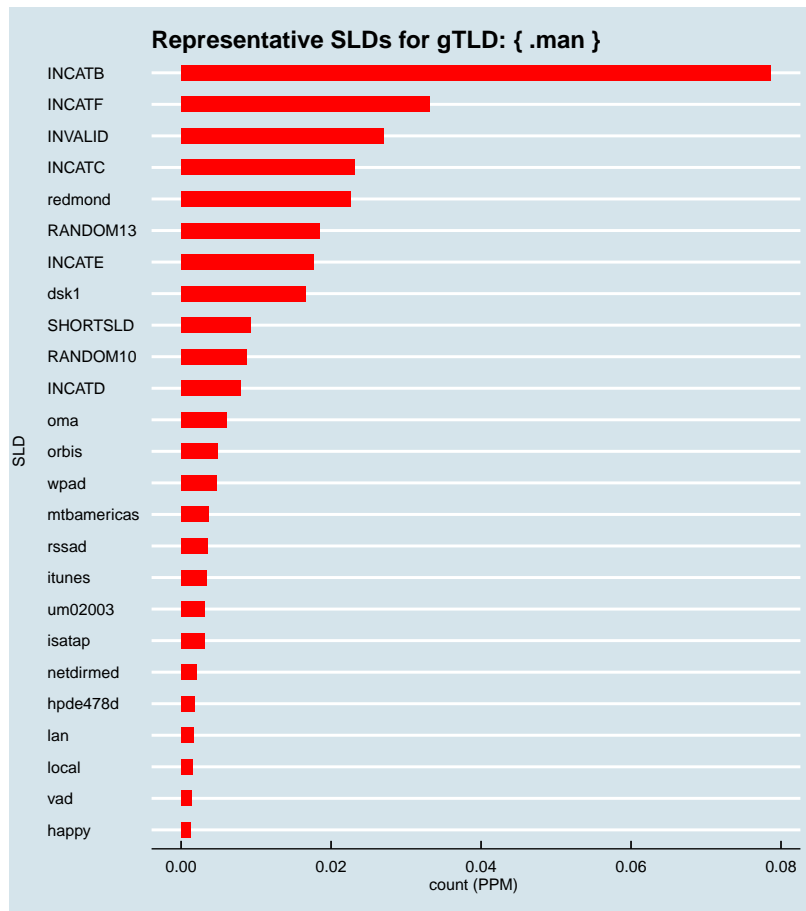


Figure 2.1051: Representative SLDs for gTLD: { .man }. The *x* axis displays number of times (in parts per million) the corresponding SLD (*y* axis) was found in the gTLD.

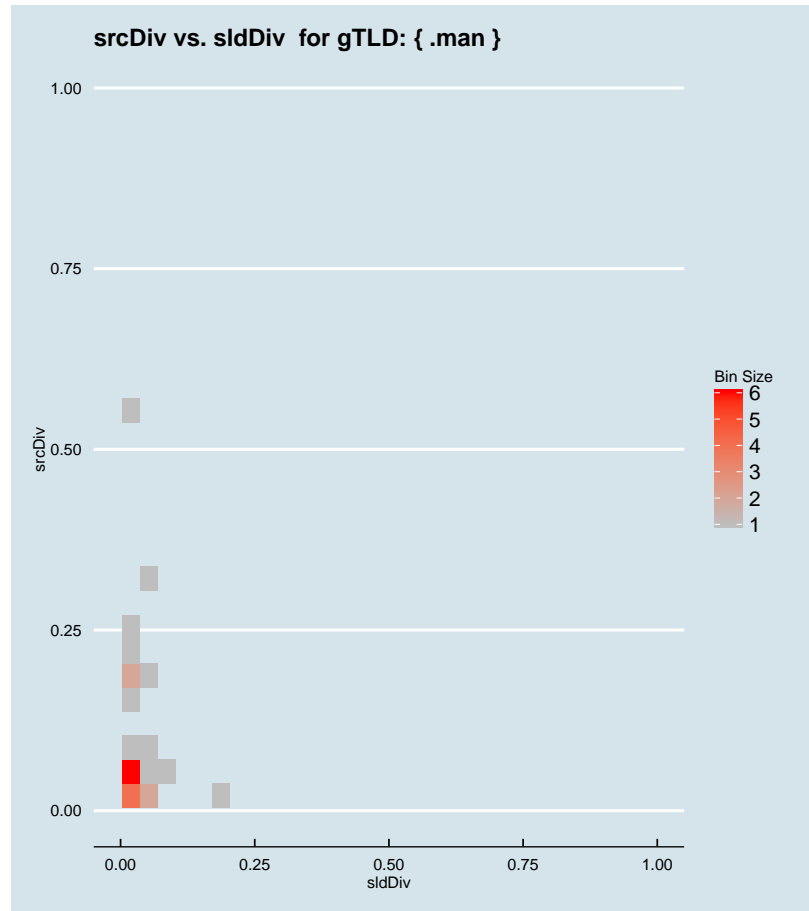


Figure 2.1052: Binned scatter-plot of srcDiv and sldDiv for gTLD: { .man }.

### :: 2.724 Representative SLDs for gTLD: { .management }

In this section, we collect representative SLDs related to gTLD: 'management'. We found 15 unique SLDs after filtering. A total of 203031 records were considered representative and they are 90.726% of the gTLD dump. Since the total number of records for this gTLD is 203031, there are 0 non-representative records (NRep). In addition, this set comprises  $8.32E-5$  of the entire data-set. Table 2.527 shows the corresponding SLDs ordered by the level of importance. Figure 2.1053 shows the record count (PPM) for each representative SLD. Figure 2.1054 shows the binned scatter-plot of srcDiv and sldDiv.

► { .management }  
Total SLDs: 15  
a-sldDiv: 90.726%  
a-oR: 0.008%  
NRep: 0

Individual SLD descriptors for gTLD: {management}										
SLD	count	sldDiv	$\phi$ -sldDiv	ipcount	srcDiv	$\phi$ -srcDiv	oR	a-srcDiv	a-oR	rem
cpe	0.077	0.344	1.000	0.005	0.059	0.008	3.15E-5	0.344	3.15E-5	126102
system	0.037	0.165	1.000	0.005	0.130	0.025	1.51E-5	0.508	4.66E-5	89252
INCATB	0.021	0.092	1.000	7.7E-4	0.037	0.004	8.48E-6	0.601	5.51E-5	68558
commands	0.009	0.039	1.000	8.98E-4	0.103	0.018	3.59E-6	0.640	5.87E-5	59803
INCATC	0.009	0.039	1.000	6.11E-4	0.070	0.010	3.57E-6	0.679	6.23E-5	51096
wsman	0.008	0.037	1.000	0.001	0.127	0.024	3.42E-6	0.716	6.57E-5	42749
RANDOM13	0.008	0.034	1.000	6.29E-4	0.083	0.013	3.1E-6	0.750	6.88E-5	35179
INVALID	0.007	0.032	1.000	5.6E-4	0.078	0.012	2.95E-6	0.782	7.17E-5	27972
INCATF	0.007	0.031	1.000	5.31E-4	0.076	0.011	2.86E-6	0.813	7.46E-5	20993
RANDOM10	0.005	0.023	0.999	2.71E-4	0.053	0.006	2.11E-6	0.836	7.67E-5	15836
canondeb6f...	0.005	0.021	0.999	4E-6	8.7E-4	1.4E-5	1.88E-6	0.857	7.86E-5	11240
background...	0.004	0.018	0.999	7.09E-4	0.176	0.038	1.65E-6	0.875	8.02E-5	7216
ilo	0.004	0.017	0.999	1.6E-5	0.004	1.45E-4	1.58E-6	0.892	8.18E-5	3357
holidayinn...	0.002	0.009	0.999	4.3E-5	0.022	0.002	8.11E-7	0.901	8.26E-5	1377
wpad	0.001	0.006	0.999	3.62E-4	0.263	0.067	5.64E-7	0.907	8.32E-5	0

Table 2.527: Top 15 most significant SLDs for gTLD 'management'. The SLD list holds 90.726% of the entries found in the gTLD and 8.32E-5 of the total number of entries for the entire experiment. **count** represents the number of records found for the SLD (in parts per million). **sldDiv** is the raw count divided by the number of records of this gTLD dump file. **oR** is the ratio of raw count to the total number of records of the experiment.  **$\phi$ -sldDiv** represents the  $\phi$  percentile of sldDiv on the entire data-set. **a-srcDiv** is the cumulative srcDiv variable. **a-oR** is the cumulative oR.



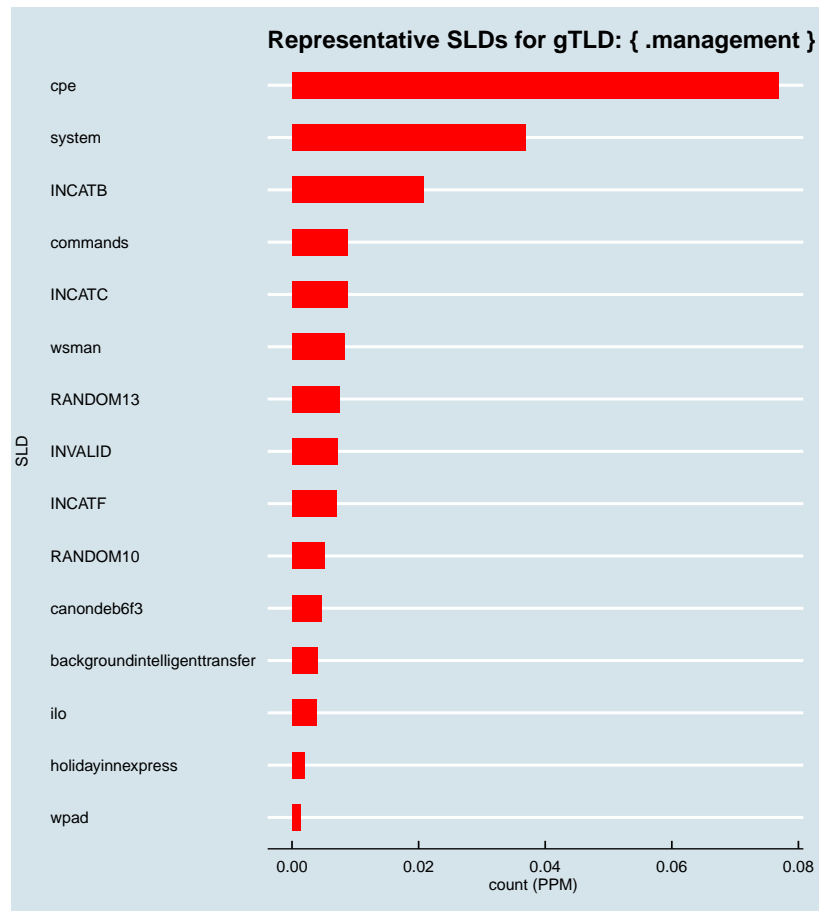


Figure 2.1053: Representative SLDs for gTLD: { .management }. The  $x$  axis displays number of times (in parts per million) the corresponding SLD ( $y$  axis) was found in the gTLD.

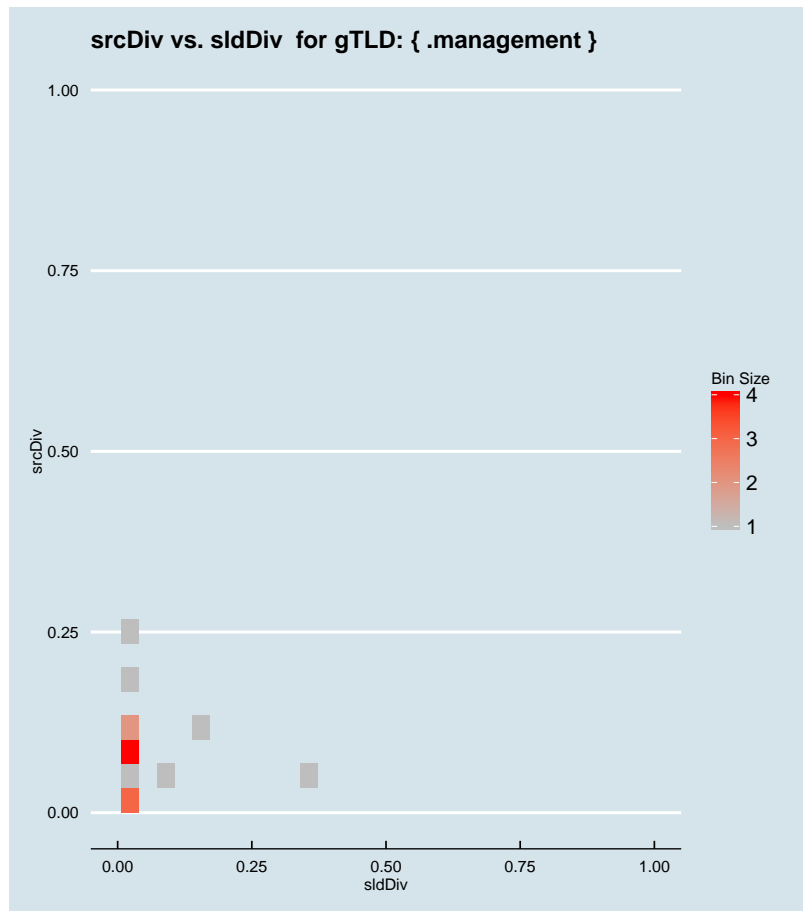


Figure 2.1054: Binned scatter-plot of srcDiv and sldDiv for gTLD: {.management}.

### :: 2.725 Representative SLDs for gTLD: {.mango}

In this section, we collect representative SLDs related to gTLD: 'mango'. We found 5 unique SLDs after filtering. A total of 15183 records were considered representative and they are 69.974% of the gTLD dump. Since the total number of records for this gTLD is 15183, there are 0 non-representative records (NRep). In addition, this set comprises 6.22E−6 of the entire data-set. Table 2.528 shows the corresponding SLDs ordered by the level of importance. Figure 2.1055 shows the record count (PPM) for each representative SLD. Figure 2.1056 shows the binned scatter-plot of srcDiv and sldDiv.

► {.mango}  
 Total SLDs: 5  
 a-sldDiv: 69.974%  
 a-oR: 0.001%  
 NRep: 0

Individual SLD descriptors for gTLD: {mango}										
SLD	count	sldDiv	$\phi$ -sldDiv	ipcount	srcDiv	$\phi$ -srcDiv	oR	a-srcDiv	a-oR	rem
INVALID	0.005	0.245	1.000	5.53E-4	0.104	0.018	2.18E-6	0.245	2.18E-6	9870
INCATB	0.004	0.192	1.000	3.78E-4	0.091	0.014	1.71E-6	0.437	3.88E-6	5709
RANDOM10	0.002	0.103	1.000	3.81E-4	0.170	0.037	9.16E-7	0.540	4.8E-6	3474
wpad	0.002	0.085	1.000	4.35E-4	0.235	0.055	7.59E-7	0.625	5.56E-6	1621
INCATE	0.002	0.075	1.000	0.001	0.672	0.232	6.64E-7	0.700	6.22E-6	0

Table 2.528: Top 5 most significant SLDs for gTLD 'mango'. The SLD list holds 69.974% of the entries found in the gTLD and 6.22E-6 of the total number of entries for the entire experiment. **count** represents the number of records found for the SLD (in parts per million). **sldDiv** is the raw count divided by the number of records of this gTLD dump file. **oR** is the ratio of raw count to the total number of records of the experiment.  **$\phi$ -sldDiv** represents the  $\phi$  percentile of sldDiv on the entire data-set. **a-srcDiv** is the cumulative srcDiv variable. **a-oR** is the cumulative oR.

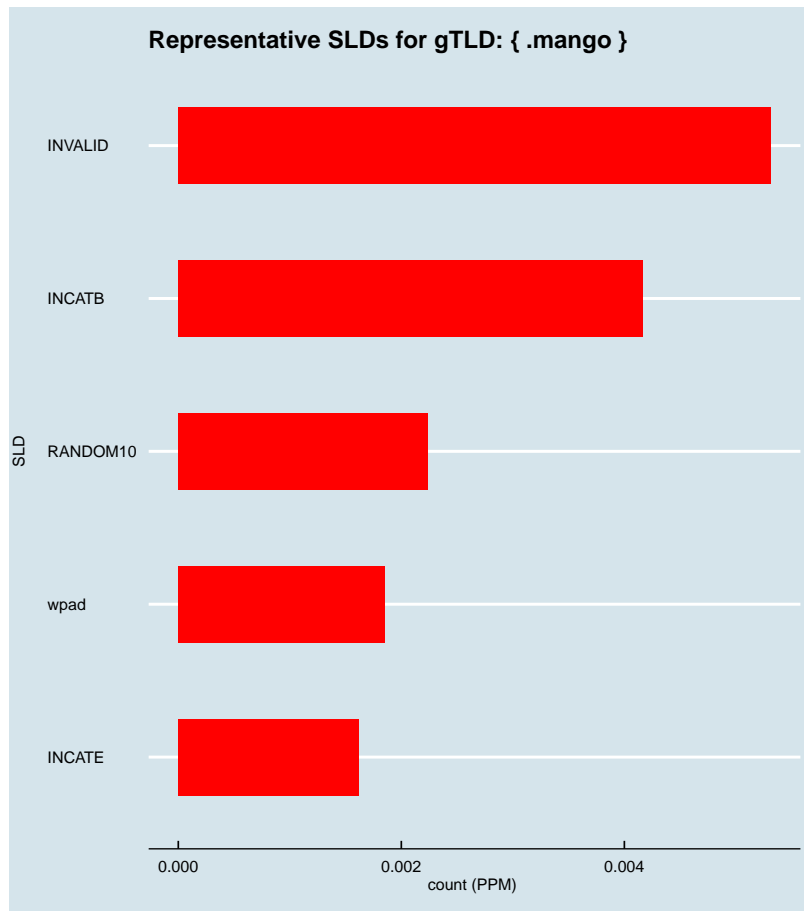


Figure 2.1055: Representative SLDs for gTLD: { .mango}. The *x* axis displays number of times (in parts per million) the corresponding SLD (*y* axis) was found in the gTLD.

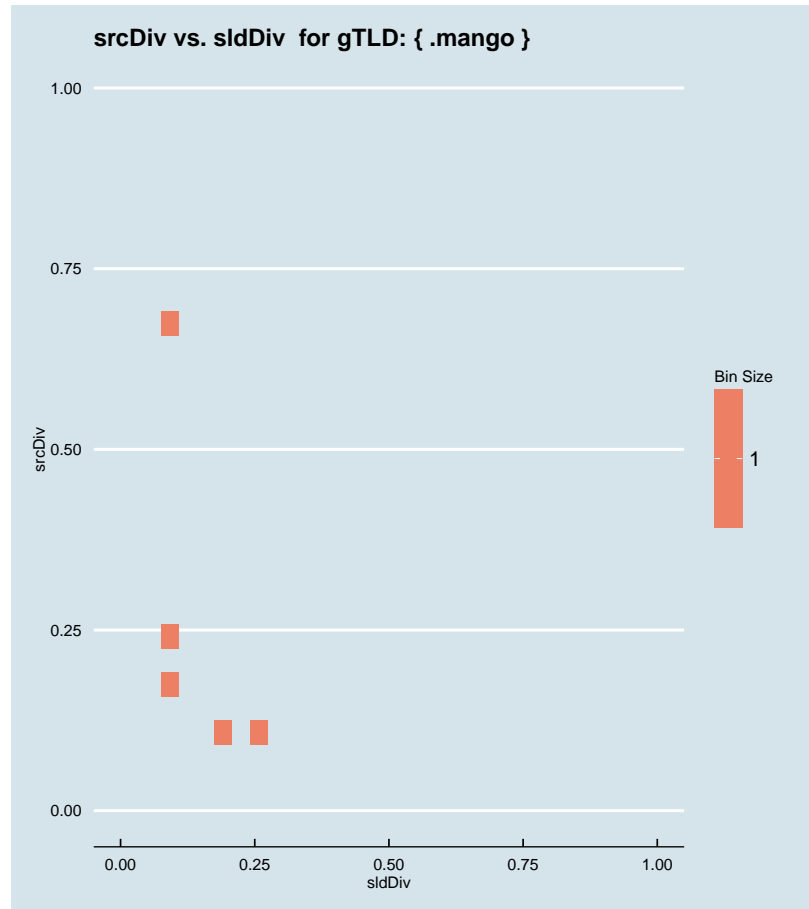


Figure 2.1056: Binned scatter-plot of srcDiv and sldDiv for gTLD: { .mango }.

### :: 2.726 Representative SLDs for gTLD: { .map }

In this section, we collect representative SLDs related to gTLD: 'map'. We found 13 unique SLDs after filtering. A total of 108808 records were considered representative and they are 77.388% of the gTLD dump. Since the total number of records for this gTLD is 108808, there are 0 non-representative records (NRep). In addition, this set comprises  $4.46E-5$  of the entire data-set. Table 2.529 shows the corresponding SLDs ordered by the level of importance. Figure 2.1057 shows the record count (PPM) for each representative SLD. Figure 2.1058 shows the binned scatter-plot of srcDiv and sldDiv.

► { .map }  
Total SLDs: 13  
a-sldDiv: 77.388%  
a-oR: 0.004%  
NRep: 0

Individual SLD descriptors for gTLD: {map}										
SLD	count	sldDiv	$\phi$ -sldDiv	ipcount	srcDiv	$\phi$ -srcDiv	oR	a-srcDiv	a-oR	rem
INCATC	0.031	0.218	1.000	0.011	0.368	0.101	1.26E-5	0.218	1.26E-5	78113
INCATB	0.018	0.128	1.000	0.003	0.145	0.030	7.36E-6	0.346	1.99E-5	60152
INCATF	0.014	0.103	1.000	2.27E-4	0.016	0.001	5.92E-6	0.449	2.59E-5	45713
INVALID	0.012	0.084	1.000	7.6E-4	0.065	0.009	4.82E-6	0.532	3.07E-5	33950
INCATE	0.009	0.065	1.000	0.005	0.587	0.192	3.72E-6	0.597	3.44E-5	24875
RANDOM10	0.006	0.042	1.000	6.95E-4	0.119	0.022	2.39E-6	0.638	3.68E-5	19040
RANDOM13	0.005	0.039	1.000	6.73E-4	0.123	0.022	2.24E-6	0.677	3.9E-5	13584
wpad	0.003	0.022	0.999	7.16E-4	0.235	0.055	1.25E-6	0.699	4.03E-5	10531
ctg	0.003	0.019	0.999	3.16E-4	0.121	0.022	1.07E-6	0.718	4.13E-5	7911
servidor	0.002	0.016	0.999	1.2E-5	0.005	2.03E-4	9.2E-7	0.734	4.23E-5	5665
gestion	0.002	0.015	0.999	2.4E-5	0.011	5.79E-4	8.92E-7	0.749	4.32E-5	3489
SHORTSLD	0.002	0.014	0.999	9.71E-4	0.486	0.130	8.18E-7	0.763	4.4E-5	1493
isatap	0.001	0.011	0.999	4.04E-4	0.271	0.068	6.12E-7	0.774	4.46E-5	0

Table 2.529: Top 13 most significant SLDs for gTLD 'map'. The SLD list holds 77.388% of the entries found in the gTLD and 4.46E-5 of the total number of entries for the entire experiment. **count** represents the number of records found for the SLD (in parts per million). **sldDiv** is the raw count divided by the number of records of this gTLD dump file. **oR** is the ratio of raw count to the total number of records of the experiment.  **$\phi$ -sldDiv** represents the  $\phi$  percentile of sldDiv on the entire data-set. **a-srcDiv** is the cumulative srcDiv variable. **a-oR** is the cumulative oR.

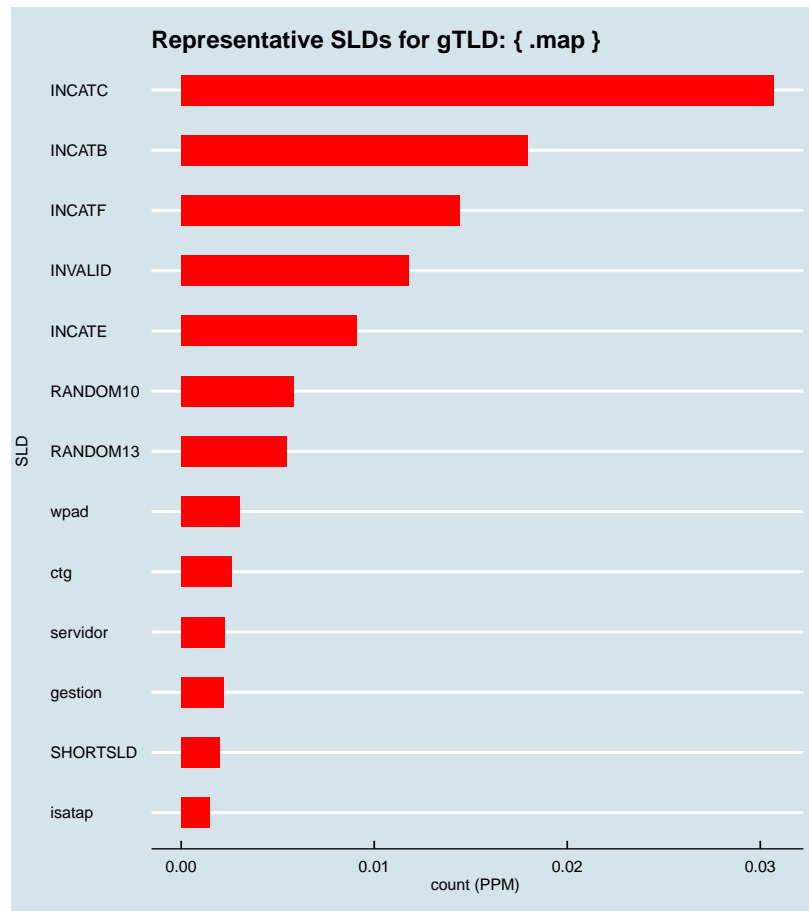


Figure 2.1057: Representative SLDs for gTLD: { .map }. The  $x$  axis displays number of times (in parts per million) the corresponding SLD ( $y$  axis) was found in the gTLD.

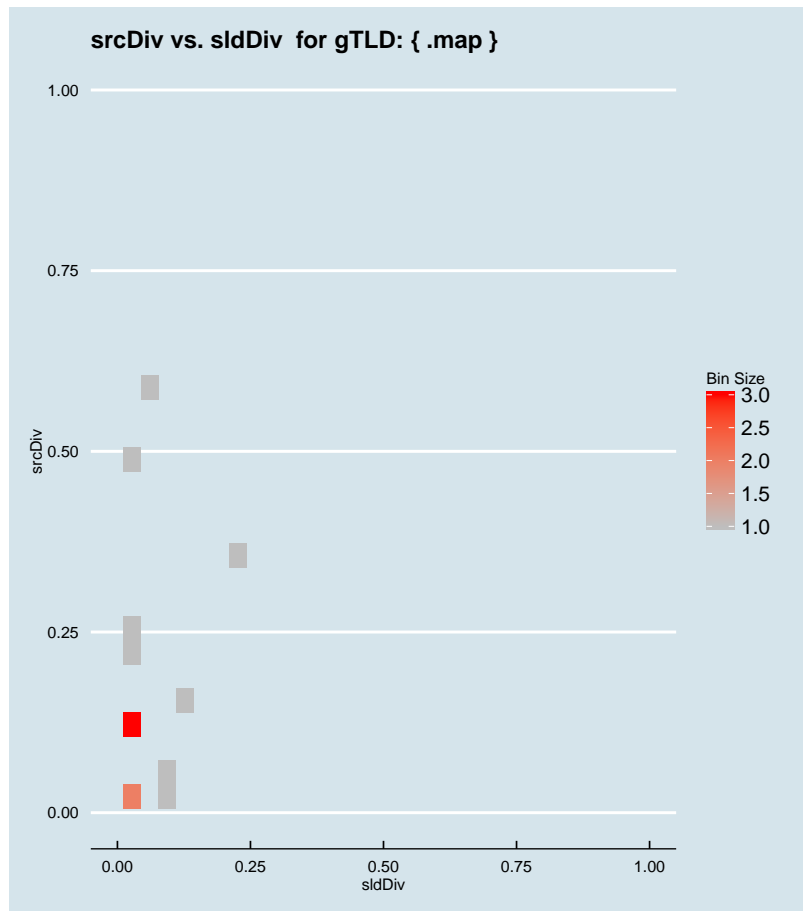


Figure 2.1058: Binned scatter-plot of srcDiv and sldDiv for gTLD: { .map }.

### :: 2.727 Representative SLDs for gTLD: { .market }

In this section, we collect representative SLDs related to gTLD: 'market'. We found 12 unique SLDs after filtering. A total of 52892 records were considered representative and they are 70.572% of the gTLD dump. Since the total number of records for this gTLD is 52892, there are 0 non-representative records (NRep). In addition, this set comprises  $2.17E-5$  of the entire data-set. Table 2.530 shows the corresponding SLDs ordered by the level of importance. Figure 2.1059 shows the record count (PPM) for each representative SLD. Figure 2.1060 shows the binned scatter-plot of srcDiv and sldDiv.

► { .market }  
 Total SLDs: 12  
 a-sldDiv: 70.572%  
 a-oR: 0.002%  
 NRep: 0



Individual SLD descriptors for gTLD: {.market}										
SLD	count	sldDiv	$\phi$ -sldDiv	ipcount	srcDiv	$\phi$ -srcDiv	oR	a-srcDiv	a-oR	rem
bns	0.012	0.156	1.000	0.003	0.220	0.051	4.81E-6	0.156	4.81E-6	41164
INCATB	0.009	0.118	1.000	7.49E-4	0.085	0.013	3.61E-6	0.274	8.42E-6	32350
INVALID	0.006	0.077	1.000	4.47E-4	0.077	0.012	2.37E-6	0.351	1.08E-5	26559
RANDOM10	0.005	0.061	1.000	3.99E-4	0.087	0.014	1.87E-6	0.412	1.27E-5	21989
RANDOM13	0.004	0.053	1.000	5.06E-4	0.127	0.024	1.63E-6	0.466	1.43E-5	18003
aserv	0.004	0.051	1.000	1.01E-4	0.027	0.002	1.55E-6	0.516	1.59E-5	14209
INCATC	0.003	0.041	1.000	0.001	0.436	0.121	1.25E-6	0.557	1.71E-5	11164
wpad	0.003	0.040	1.000	4.42E-4	0.147	0.030	1.23E-6	0.597	1.83E-5	8154
INCATF	0.003	0.039	1.000	2.91E-4	0.099	0.016	1.21E-6	0.636	1.95E-5	5204
INCATE	0.002	0.029	0.999	0.001	0.629	0.204	8.77E-7	0.665	2.04E-5	3065
tekno	0.002	0.023	0.999	1.55E-4	0.088	0.014	7.22E-7	0.688	2.11E-5	1304
isatap	0.001	0.017	0.999	2.97E-4	0.228	0.054	5.34E-7	0.706	2.17E-5	0

Table 2.530: Top 12 most significant SLDs for gTLD 'market'. The SLD list holds 70.572% of the entries found in the gTLD and 2.17E-5 of the total number of entries for the entire experiment. **count** represents the number of records found for the SLD (in parts per million). **sldDiv** is the raw count divided by the number of records of this gTLD dump file. **oR** is the ratio of raw count to the total number of records of the experiment.  $\phi$ -**sldDiv** represents the  $\phi$  percentile of sldDiv on the entire data-set. **a-srcDiv** is the cumulative srcDiv variable. **a-oR** is the cumulative oR.

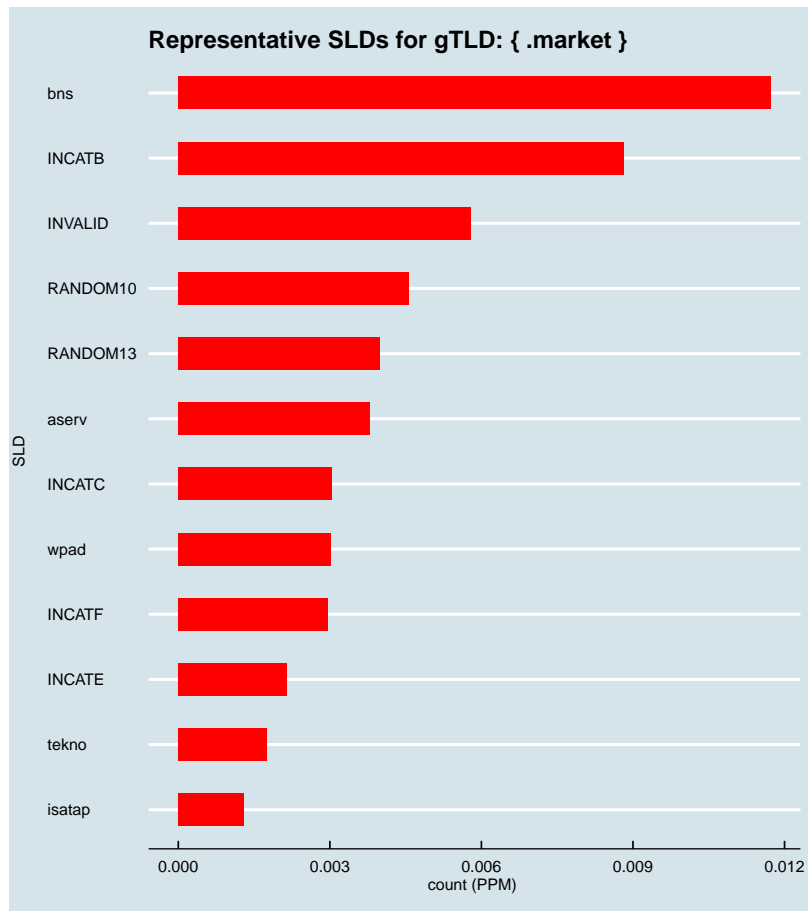


Figure 2.1059: Representative SLDs for gTLD: { .market}. The *x* axis displays number of times (in parts per million) the corresponding SLD (*y* axis) was found in the gTLD.

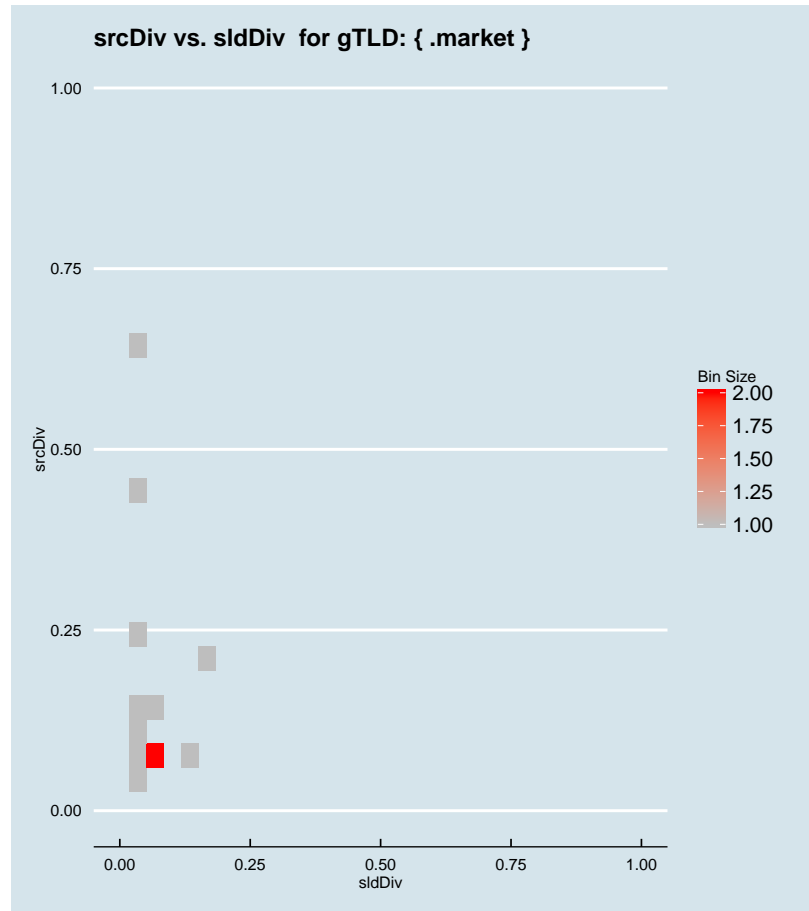


Figure 2.1060: Binned scatter-plot of srcDiv and sldDiv for gTLD: { .market }.

### :: 2.728 Representative SLDs for gTLD: { .marketing }

In this section, we collect representative SLDs related to gTLD: 'marketing'. We found 10 unique SLDs after filtering. A total of 53711 records were considered representative and they are 54.457% of the gTLD dump. Since the total number of records for this gTLD is 53711, there are 0 non-representative records (NRep). In addition, this set comprises  $2.2E-5$  of the entire data-set. Table 2.531 shows the corresponding SLDs ordered by the level of importance. Figure 2.1061 shows the record count (PPM) for each representative SLD. Figure 2.1062 shows the binned scatter-plot of srcDiv and sldDiv.

► { .marketing }  
Total SLDs: 10  
a-sldDiv: 54.457%  
a-oR: 0.002%  
NRep: 0

Individual SLD descriptors for gTLD: {.marketing}										
SLD	count	sldDiv	$\phi$ -sldDiv	ipcount	srcDiv	$\phi$ -srcDiv	oR	a-srcDiv	a-oR	rem
RANDOM13	0.014	0.139	1.000	7.02E-4	0.051	0.006	5.64E-6	0.139	5.64E-6	39952
INCATF	0.009	0.090	1.000	0.001	0.159	0.033	3.64E-6	0.230	9.28E-6	31067
INCATB	0.008	0.081	1.000	7.74E-4	0.097	0.016	3.28E-6	0.311	1.26E-5	23064
INVALID	0.008	0.078	1.000	6.94E-4	0.091	0.014	3.13E-6	0.388	1.57E-5	15420
RANDOM10	0.005	0.055	1.000	6.8E-4	0.124	0.023	2.24E-6	0.444	1.79E-5	9957
cpm	0.003	0.031	1.000	7.5E-5	0.025	0.002	1.24E-6	0.474	1.92E-5	6933
wpad	0.002	0.022	0.999	6.61E-4	0.299	0.076	9.07E-7	0.497	2.01E-5	4720
INCATD	0.002	0.020	0.999	1.29E-4	0.067	0.009	7.93E-7	0.516	2.09E-5	2785
INCATC	0.001	0.015	0.999	6.14E-4	0.428	0.117	5.87E-7	0.531	2.15E-5	1352
jaric	0.001	0.014	0.999	1.9E-5	0.014	8.49E-4	5.54E-7	0.545	2.2E-5	0

Table 2.531: Top 10 most significant SLDs for gTLD 'marketing'. The SLD list holds 54.457% of the entries found in the gTLD and 2.2E-5 of the total number of entries for the entire experiment. **count** represents the number of records found for the SLD (in parts per million). **sldDiv** is the raw count divided by the number of records of this gTLD dump file. **oR** is the ratio of raw count to the total number of records of the experiment.  **$\phi$ -sldDiv** represents the  $\phi$  percentile of sldDiv on the entire data-set. **a-srcDiv** is the cumulative srcDiv variable. **a-oR** is the cumulative oR.

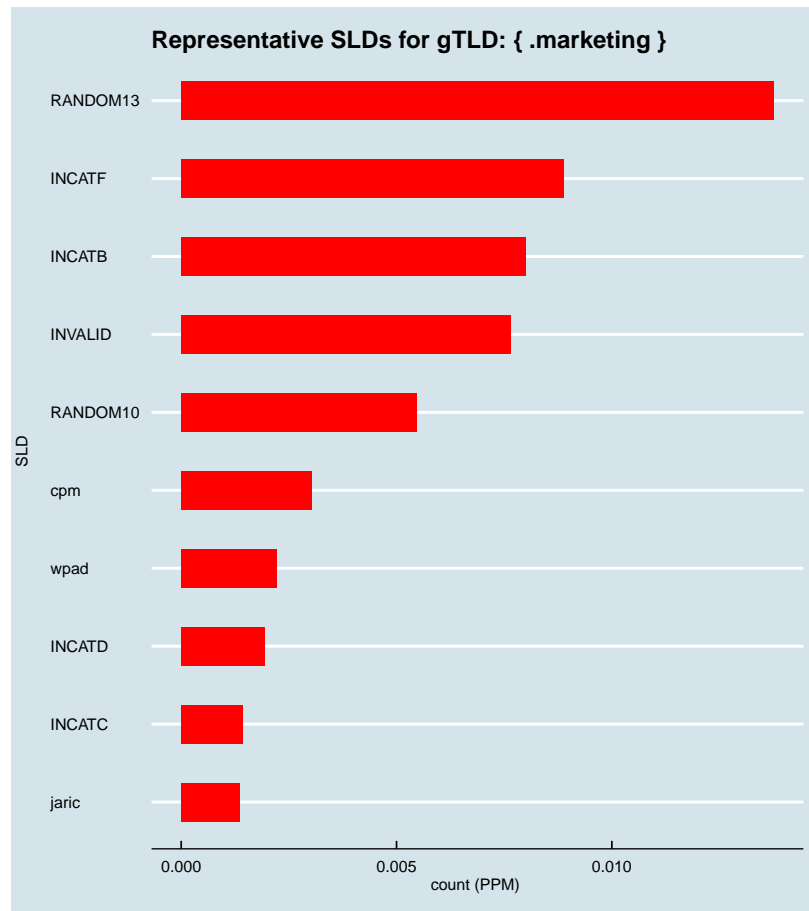


Figure 2.1061: Representative SLDs for gTLD: { .marketing}. The x axis displays number of times (in parts per million) the corresponding SLD (y axis) was found in the gTLD.

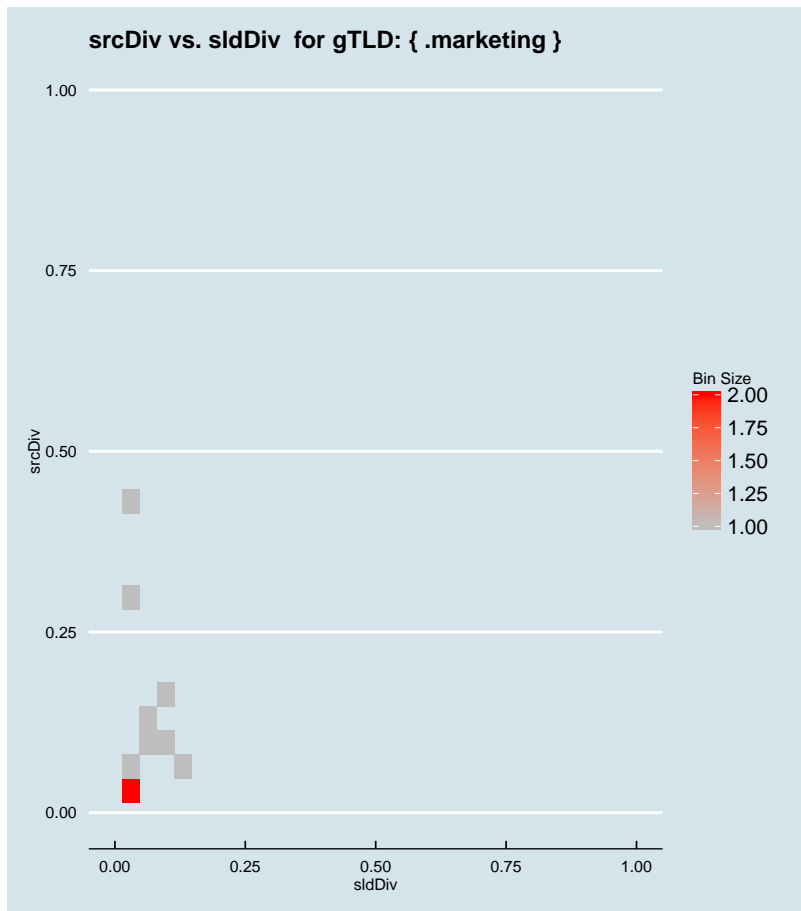


Figure 2.1062: Binned scatter-plot of srcDiv and sldDiv for gTLD: { .marketing }.

### :: 2.729 Representative SLDs for gTLD: { .markets }

In this section, we collect representative SLDs related to gTLD: 'markets'. We found 1 unique SLDs after filtering. A total of 1572 records were considered representative and they are 24.099% of the gTLD dump. Since the total number of records for this gTLD is 1572, there are 0 non-representative records (NRep). In addition, this set comprises  $6.44E-7$  of the entire data-set. Table 2.532 shows the corresponding SLDs ordered by the level of importance. Figure 2.1063 shows the record count (PPM) for each representative SLD. Figure 2.1064 shows the binned scatter-plot of srcDiv and sldDiv.

► { .markets }  
 Total SLDs: 1  
 a-sldDiv: 24.099%  
 a-oR: 0.000%  
 NRep: 0

Individual SLD descriptors for gTLD: {.markets}										
<b>SLD</b>	<b>count</b>	<b>sldDiv</b>	$\phi$ - <b>sldDiv</b>	<b>ipcount</b>	<b>srcDiv</b>	$\phi$ - <b>srcDiv</b>	<b>oR</b>	<b>a-srcDiv</b>	<b>a-oR</b>	<b>rem</b>
maddys	0.002	0.241	1.000	3E-6	0.002	4.8E-5	6.44E-7	0.241	6.44E-7	0

Table 2.532: Top 1 most significant SLDs for gTLD 'markets'. The SLD list holds 24.099% of the entries found in the gTLD and 6.44E-7 of the total number of entries for the entire experiment. **count** represents the number of records found for the SLD (in parts per million). **sldDiv** is the raw count divided by the number of records of this gTLD dump file. **oR** is the ratio of raw count to the total number of records of the experiment.  $\phi$ -**sldDiv** represents the  $\phi$  percentile of sldDiv on the entire data-set. **a-srcDiv** is the cumulative srcDiv variable. **a-oR** is the cumulative oR.




Figure 2.1063: Representative SLDs for gTLD: { .markets}. The x axis displays number of times (in parts per million) the corresponding SLD (y axis) was found in the gTLD.



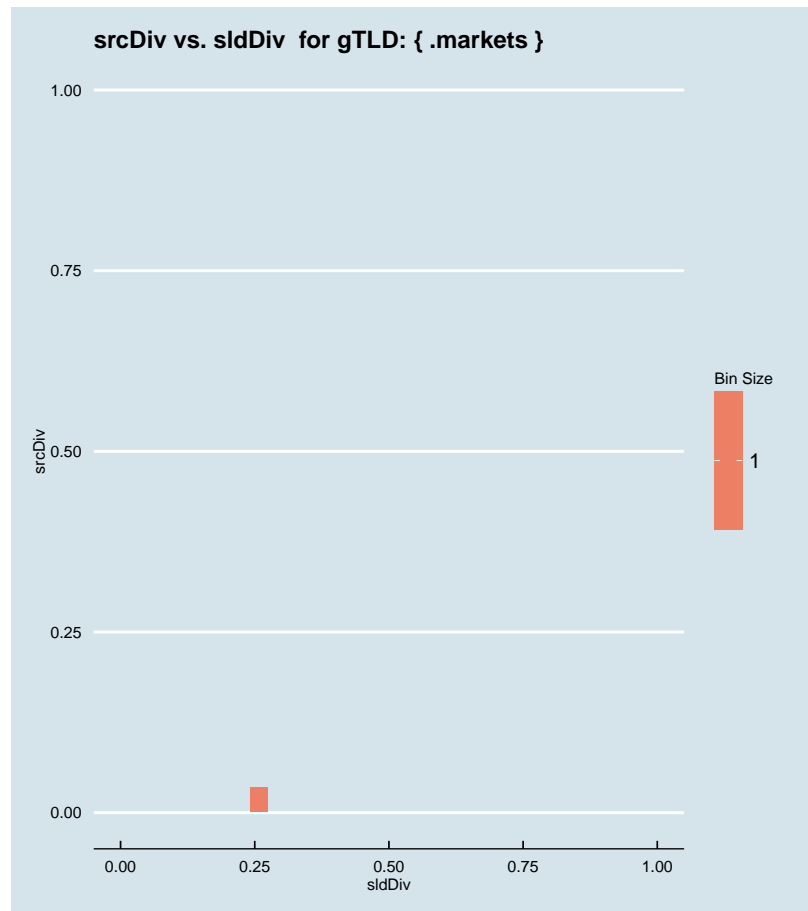


Figure 2.1064: Binned scatter-plot of srcDiv and sldDiv for gTLD: { .markets }.

### :: 2.730 Representative SLDs for gTLD: { .marriott }

In this section, we collect representative SLDs related to gTLD: 'marriott'. We found 8 unique SLDs after filtering. A total of 34763 records were considered representative and they are 72.443% of the gTLD dump. Since the total number of records for this gTLD is 34763, there are 0 non-representative records (NRep). In addition, this set comprises 1.42E-5 of the entire data-set. Table 2.533 shows the corresponding SLDs ordered by the level of importance. Figure 2.1065 shows the record count (PPM) for each representative SLD. Figure 2.1066 shows the binned scatter-plot of srcDiv and sldDiv.

► { .marriott }  
Total SLDs: 8  
a-sldDiv: 72.443%  
a-oR: 0.001%  
NRep: 0

Individual SLD descriptors for gTLD: {marriott}										
SLD	count	sldDiv	$\phi$ -sldDiv	ipcount	srcDiv	$\phi$ -srcDiv	oR	a-srcDiv	a-oR	rem
INCATB	0.007	0.155	1.000	5.43E-4	0.073	0.011	3.05E-6	0.155	3.05E-6	27331
INVALID	0.006	0.135	1.000	6.65E-4	0.103	0.018	2.65E-6	0.290	5.7E-6	20864
RANDOM10	0.005	0.106	1.000	4.45E-4	0.087	0.014	2.09E-6	0.396	7.79E-6	15766
isatap	0.004	0.091	1.000	0.002	0.368	0.101	1.78E-6	0.486	9.57E-6	11421
RANDOM13	0.004	0.087	1.000	4.53E-4	0.109	0.019	1.7E-6	0.573	1.13E-5	7263
INCATD	0.003	0.064	1.000	3.49E-4	0.113	0.020	1.26E-6	0.637	1.25E-5	4177
INCATE	0.002	0.049	1.000	0.001	0.637	0.206	9.61E-7	0.686	1.35E-5	1833
wpad	0.002	0.038	1.000	5.12E-4	0.279	0.070	7.51E-7	0.724	1.42E-5	0

Table 2.533: Top 8 most significant SLDs for gTLD 'marriott'. The SLD list holds 72.443% of the entries found in the gTLD and 1.42E-5 of the total number of entries for the entire experiment. **count** represents the number of records found for the SLD (in parts per million). **sldDiv** is the raw count divided by the number of records of this gTLD dump file. **oR** is the ratio of raw count to the total number of records of the experiment.  $\phi$ -**sldDiv** represents the  $\phi$  percentile of sldDiv on the entire data-set. **a-srcDiv** is the cumulative srcDiv variable. **a-oR** is the cumulative oR.

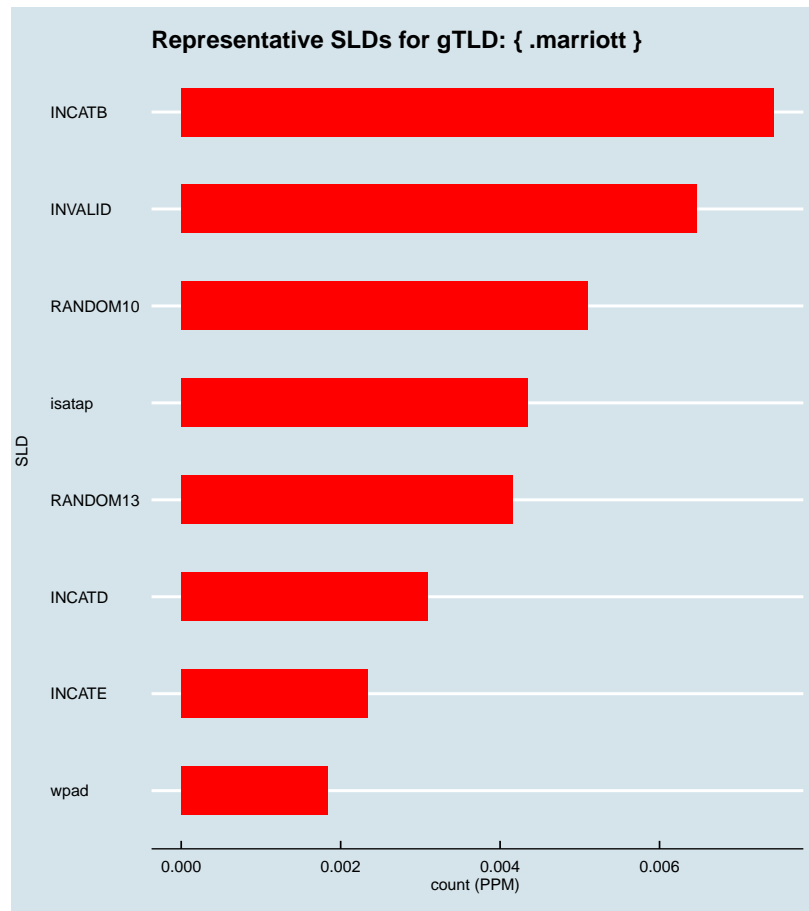


Figure 2.1065: Representative SLDs for gTLD: { .marriott}. The x axis displays number of times (in parts per million) the corresponding SLD (y axis) was found in the gTLD.

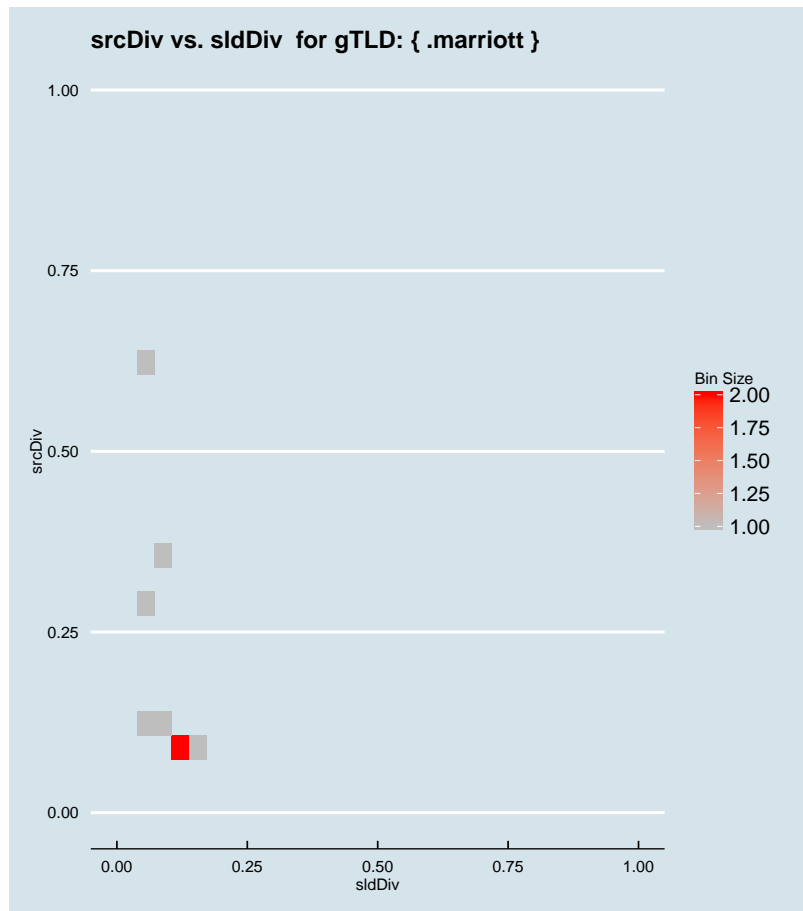


Figure 2.1066: Binned scatter-plot of srcDiv and sldDiv for gTLD: { .marriott }.

∴ 2.731 Representative SLDs for gTLD: { .marshalls }

In this section, we collect representative SLDs related to gTLD: 'marshalls'. We found 0 unique SLDs after filtering. A total of 0 records were considered representative and they are 0.000% of the gTLD dump. Since the total number of records for this gTLD is 0, there are 0 non-representative records (NRep). In addition, this set comprises 0E0 of the entire data-set.

► { .marshalls }  
 Total SLDs: 0  
 a-sldDiv: 0.000%  
 a-oR: 0.000%  
 NRep: 0

∴ 2.732 Representative SLDs for gTLD: { .maserati }

In this section, we collect representative SLDs related to gTLD: 'maserati'. We found

► { .maserati }  
 Total SLDs: 0  
 a-sldDiv: 0.000%  
 a-oR: 0.000%  
 NRep: 0

0 unique SLDs after filtering. A total of 0 records were considered representative and they are 0.000% of the gTLD dump. Since the total number of records for this gTLD is 0, there are 0 non-representative records (NRep). In addition, this set comprises 0E0 of the entire data-set.

### :: 2.733 Representative SLDs for gTLD: {.matrix}

In this section, we collect representative SLDs related to gTLD: 'matrix'. We found 20 unique SLDs after filtering. A total of 430391 records were considered representative and they are 84.467% of the gTLD dump. Since the total number of records for this gTLD is 430391, there are 0 non-representative records (NRep). In addition, this set comprises 1.76E−4 of the entire data-set. Table 2.534 shows the corresponding SLDs ordered by the level of importance. Figure 2.1067 shows the record count (PPM) for each representative SLD. Figure 2.1068 shows the binned scatter-plot of srcDiv and sldDiv.

▶ {.matrix}  
Total SLDs: 20  
a-sldDiv: 84.467%  
a-oR: 0.018%  
NRep: 0

Individual SLD descriptors for gTLD: {matrix}										
SLD	count	sldDiv	$\phi$ -sldDiv	ipcount	srcDiv	$\phi$ -srcDiv	oR	a-srcDiv	a-oR	rem
INVALID	0.104	0.204	1.000	0.004	0.043	0.005	4.27E-5	0.204	4.27E-5	326226
INCATB	0.097	0.190	1.000	0.003	0.036	0.004	3.96E-5	0.394	8.23E-5	229474
RANDOM10	0.062	0.122	1.000	0.003	0.056	0.007	2.54E-5	0.516	1.08E-4	167562
INCATF	0.033	0.065	1.000	0.002	0.073	0.011	1.36E-5	0.581	1.21E-4	134315
RANDOM13	0.030	0.059	1.000	0.001	0.044	0.005	1.23E-5	0.640	1.34E-4	104355
wpad	0.029	0.057	1.000	0.005	0.158	0.032	1.19E-5	0.697	1.45E-4	75351
isatap	0.022	0.044	1.000	0.005	0.219	0.051	9.14E-6	0.741	1.55E-4	53040
system	0.015	0.030	1.000	9.2E-4	0.061	0.008	6.17E-6	0.770	1.61E-4	37995
INCATC	0.007	0.013	0.999	0.001	0.207	0.048	2.77E-6	0.783	1.64E-4	31234
the	0.006	0.012	0.999	4.36E-4	0.070	0.010	2.55E-6	0.796	1.66E-4	25019
INCATD	0.005	0.011	0.999	7.64E-4	0.141	0.027	2.22E-6	0.806	1.68E-4	19590
hp43e00a	0.005	0.009	0.999	4E-6	8.44E-4	1.32E-5	1.94E-6	0.816	1.7E-4	14851
gfc	0.003	0.006	0.999	1.81E-4	0.056	0.007	1.33E-6	0.822	1.72E-4	11600
ares	0.002	0.004	0.999	7E-6	0.003	1.01E-4	9.11E-7	0.826	1.73E-4	9376
trinity	0.002	0.004	0.998	1.47E-4	0.075	0.011	8.07E-7	0.830	1.73E-4	7406
SHORTSLD	0.002	0.003	0.998	7.38E-4	0.417	0.116	7.25E-7	0.834	1.74E-4	5638
mateam	0.002	0.003	0.998	4.2E-5	0.025	0.002	6.93E-7	0.837	1.75E-4	3946
zion	0.001	0.003	0.998	2.23E-4	0.155	0.032	5.89E-7	0.840	1.75E-4	2508
curtisbyle...	0.001	0.002	0.998	7.6E-5	0.060	0.008	5.16E-7	0.842	1.76E-4	1250
dozer	0.001	0.002	0.998	8.6E-5	0.069	0.010	5.12E-7	0.845	1.76E-4	0

Table 2.534: Top 20 most significant SLDs for gTLD 'matrix'. The SLD list holds 84.467% of the entries found in the gTLD and 1.76E-4 of the total number of entries for the entire experiment. **count** represents the number of records found for the SLD (in parts per million). **sldDiv** is the raw count divided by the number of records of this gTLD dump file. **oR** is the ratio of raw count to the total number of records of the experiment.  **$\phi$ -sldDiv** represents the  $\phi$  percentile of sldDiv on the entire data-set. **a-srcDiv** is the cumulative srcDiv variable. **a-oR** is the cumulative oR.

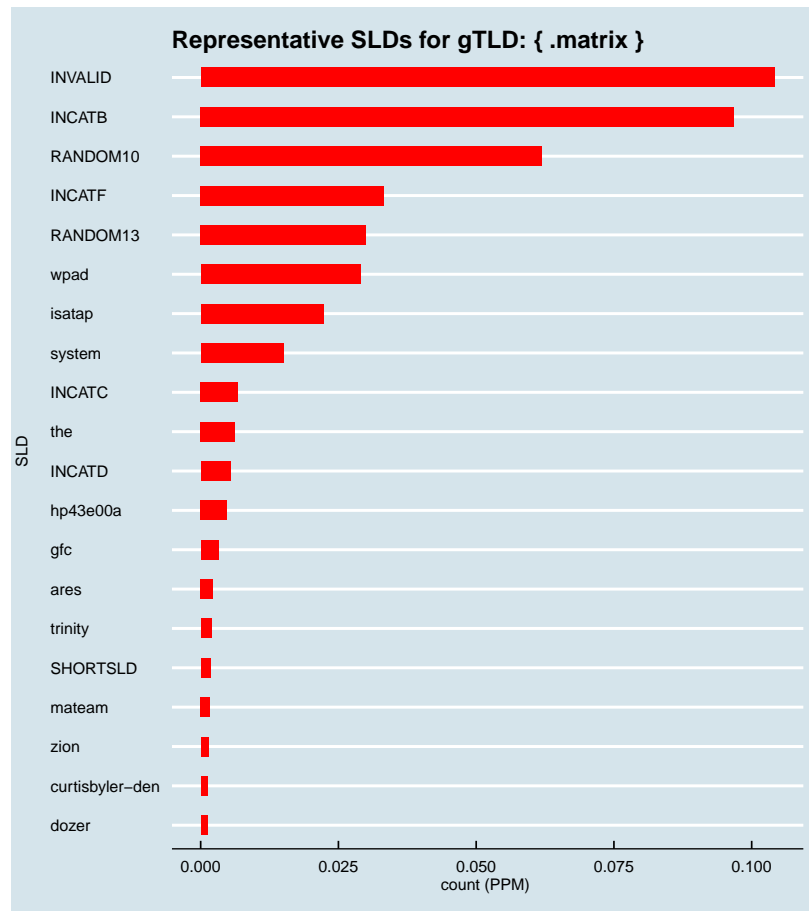


Figure 2.1067: Representative SLDs for gTLD: { .matrix }. The  $x$  axis displays number of times (in parts per million) the corresponding SLD ( $y$  axis) was found in the gTLD.

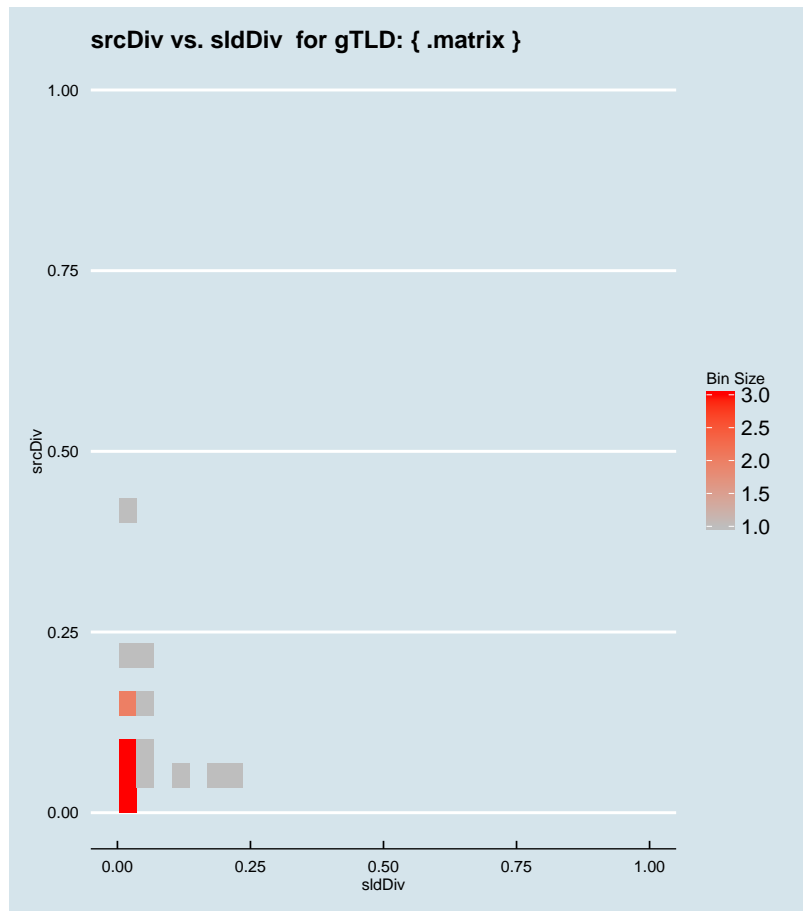


Figure 2.1068: Binned scatter-plot of srcDiv and sldDiv for gTLD: { .matrix }.

∴ 2.734 Representative SLDs for gTLD: { .mattel }

In this section, we collect representative SLDs related to gTLD: 'mattel'. We found 0 unique SLDs after filtering. A total of 0 records were considered representative and they are 0.000% of the gTLD dump. Since the total number of records for this gTLD is 0, there are 0 non-representative records (NRep). In addition, this set comprises 0E0 of the entire data-set.

► { .mattel }  
 Total SLDs: 0  
 a-sldDiv: 0.000%  
 a-oR: 0.000%  
 NRep: 0

∴ 2.735 Representative SLDs for gTLD: { .maybelline }

In this section, we collect representative SLDs related to gTLD: 'maybelline'. We found

► { .maybelline }  
 Total SLDs: 0  
 a-sldDiv: 0.000%  
 a-oR: 0.000%  
 NRep: 0



0 unique SLDs after filtering. A total of 0 records were considered representative and they are 0.000% of the gTLD dump. Since the total number of records for this gTLD is 0, there are 0 non-representative records (NRep). In addition, this set comprises 0E0 of the entire data-set.

### ∴ 2.736 Representative SLDs for gTLD: {.mba}

In this section, we collect representative SLDs related to gTLD: 'mba'. We found 9 unique SLDs after filtering. A total of 31276 records were considered representative and they are 72.872% of the gTLD dump. Since the total number of records for this gTLD is 31276, there are 0 non-representative records (NRep). In addition, this set comprises 1.28E−5 of the entire data-set. Table 2.535 shows the corresponding SLDs ordered by the level of importance. Figure 2.1069 shows the record count (PPM) for each representative SLD. Figure 2.1070 shows the binned scatter-plot of srcDiv and sldDiv.

▶ {.mba}  
Total SLDs: 9  
a-sldDiv: 72.872%  
a-oR: 0.001%  
NRep: 0

Individual SLD descriptors for gTLD: {.mba}										
SLD	count	sldDiv	$\phi$ -sldDiv	ipcount	srcDiv	$\phi$ -srcDiv	oR	a-srcDiv	a-oR	rem
RANDOM10	0.009	0.205	1.000	6.68E−4	0.076	0.011	3.6E−6	0.205	3.6E−6	22497
RANDOM13	0.005	0.117	1.000	5.69E−4	0.113	0.020	2.06E−6	0.322	5.66E−6	17467
INCATF	0.005	0.109	1.000	4.64E−4	0.099	0.016	1.92E−6	0.431	7.57E−6	12793
INVALID	0.003	0.075	1.000	3.08E−4	0.096	0.016	1.32E−6	0.506	8.9E−6	9568
INCATB	0.003	0.072	1.000	5.93E−4	0.193	0.042	1.26E−6	0.577	1.02E−5	6499
xeon	0.002	0.048	1.000	4E−5	0.019	0.001	8.5E−7	0.626	1.1E−5	4425
wpad	0.002	0.037	1.000	3.22E−4	0.204	0.048	6.47E−7	0.662	1.17E−5	2846
INCATC	0.002	0.036	1.000	3.31E−4	0.217	0.051	6.25E−7	0.698	1.23E−5	1322
mzz	0.001	0.031	1.000	9E−6	0.007	2.89E−4	5.42E−7	0.729	1.28E−5	0

Table 2.535: Top 9 most significant SLDs for gTLD 'mba'. The SLD list holds 72.872% of the entries found in the gTLD and 1.28E−5 of the total number of entries for the entire experiment. **count** represents the number of records found for the SLD (in parts per million). **sldDiv** is the raw count divided by the number of records of this gTLD dump file. **oR** is the ratio of raw count to the total number of records of the experiment.  **$\phi$ -sldDiv** represents the  $\phi$  percentile of sldDiv on the entire data-set. **a-srcDiv** is the cumulative srcDiv variable. **a-oR** is the cumulative oR.

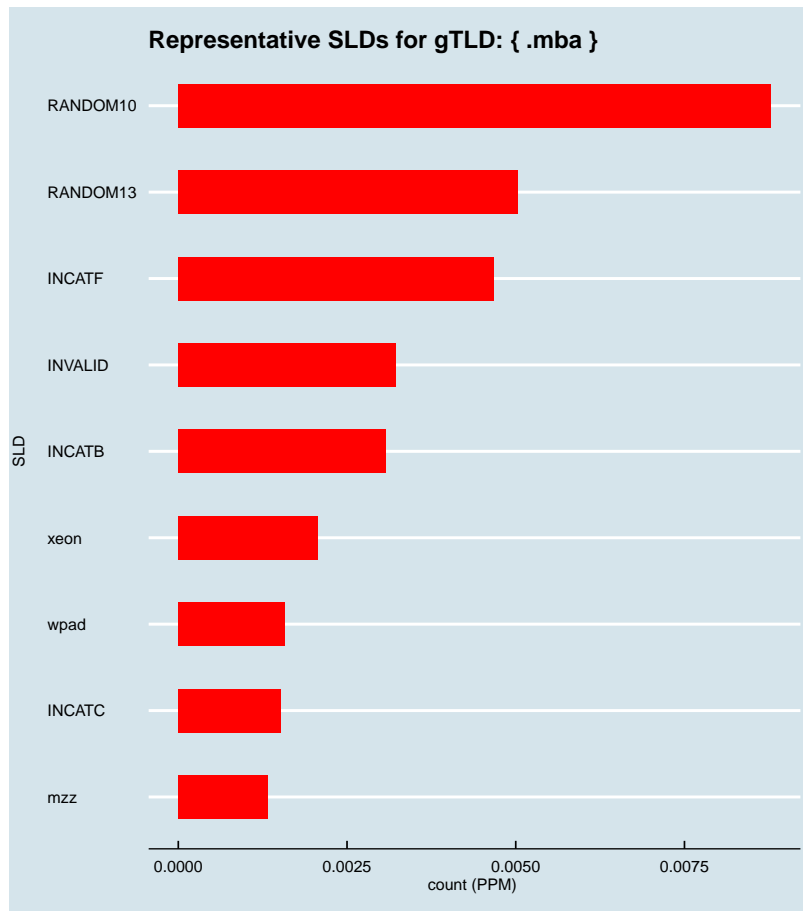


Figure 2.1069: Representative SLDs for gTLD: { .mba}. The *x* axis displays number of times (in parts per million) the corresponding SLD (*y* axis) was found in the gTLD.

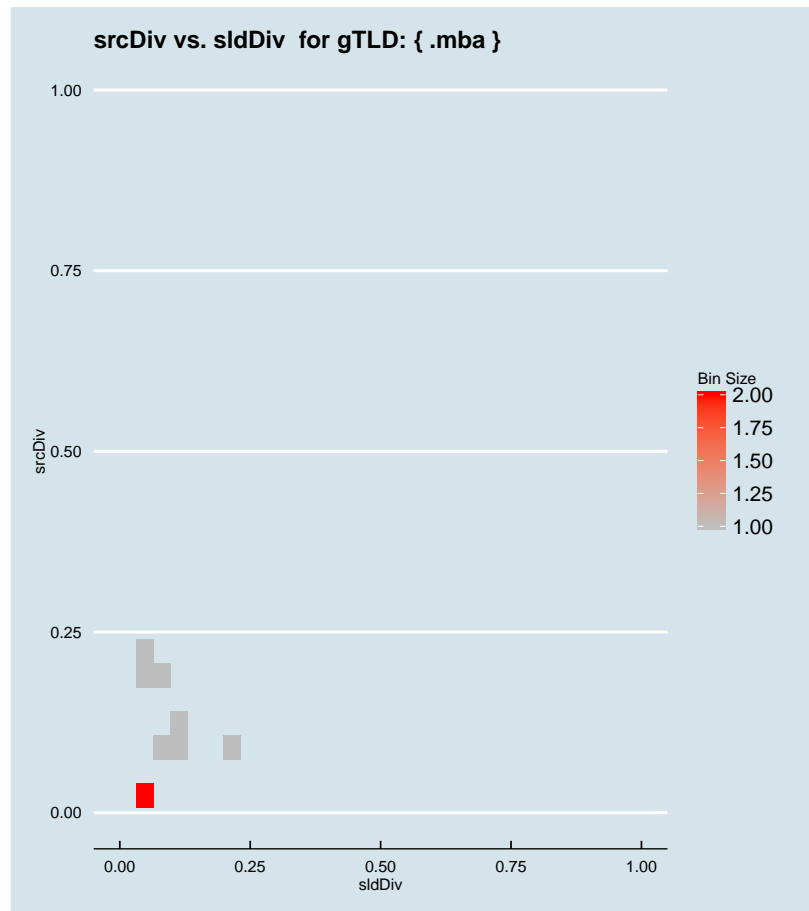


Figure 2.1070: Binned scatter-plot of srcDiv and sldDiv for gTLD: { .mba }.

### :: 2.737 Representative SLDs for gTLD: { .mcd }

In this section, we collect representative SLDs related to gTLD: 'mcd'. We found 8 unique SLDs after filtering. A total of 42551 records were considered representative and they are 76.564% of the gTLD dump. Since the total number of records for this gTLD is 42551, there are 0 non-representative records (NRep). In addition, this set comprises  $1.74E-5$  of the entire data-set. Table 2.536 shows the corresponding SLDs ordered by the level of importance. Figure 2.1071 shows the record count (PPM) for each representative SLD. Figure 2.1072 shows the binned scatter-plot of srcDiv and sldDiv.

► { .mcd }  
Total SLDs: 8  
a-sldDiv: 76.564%  
a-oR: 0.002%  
NRep: 0

Individual SLD descriptors for gTLD: {mcd}										
SLD	count	sldDiv	$\phi$ -sldDiv	ipcount	srcDiv	$\phi$ -srcDiv	oR	a-srcDiv	a-oR	rem
INCATF	0.013	0.238	1.000	4.79E-4	0.036	0.004	5.41E-6	0.238	5.41E-6	29342
clipsol	0.008	0.146	1.000	6.58E-4	0.081	0.012	3.33E-6	0.384	8.75E-6	21211
INCATB	0.007	0.126	1.000	0.002	0.295	0.075	2.86E-6	0.510	1.16E-5	14234
INVALID	0.005	0.091	1.000	3.1E-4	0.061	0.008	2.07E-6	0.601	1.37E-5	9175
afitex	0.004	0.074	1.000	2.09E-4	0.051	0.006	1.68E-6	0.674	1.54E-5	5077
RANDOM10	0.002	0.035	1.000	1.64E-4	0.085	0.013	7.89E-7	0.709	1.61E-5	3151
INCATC	0.002	0.031	1.000	7.03E-4	0.407	0.114	7.07E-7	0.740	1.69E-5	1425
RANDOM13	0.001	0.026	0.999	3.36E-4	0.236	0.056	5.84E-7	0.766	1.74E-5	0

Table 2.536: Top 8 most significant SLDs for gTLD 'mcd'. The SLD list holds 76.564% of the entries found in the gTLD and 1.74E-5 of the total number of entries for the entire experiment. **count** represents the number of records found for the SLD (in parts per million). **sldDiv** is the raw count divided by the number of records of this gTLD dump file. **oR** is the ratio of raw count to the total number of records of the experiment.  **$\phi$ -sldDiv** represents the  $\phi$  percentile of sldDiv on the entire data-set. **a-srcDiv** is the cumulative srcDiv variable. **a-oR** is the cumulative oR.

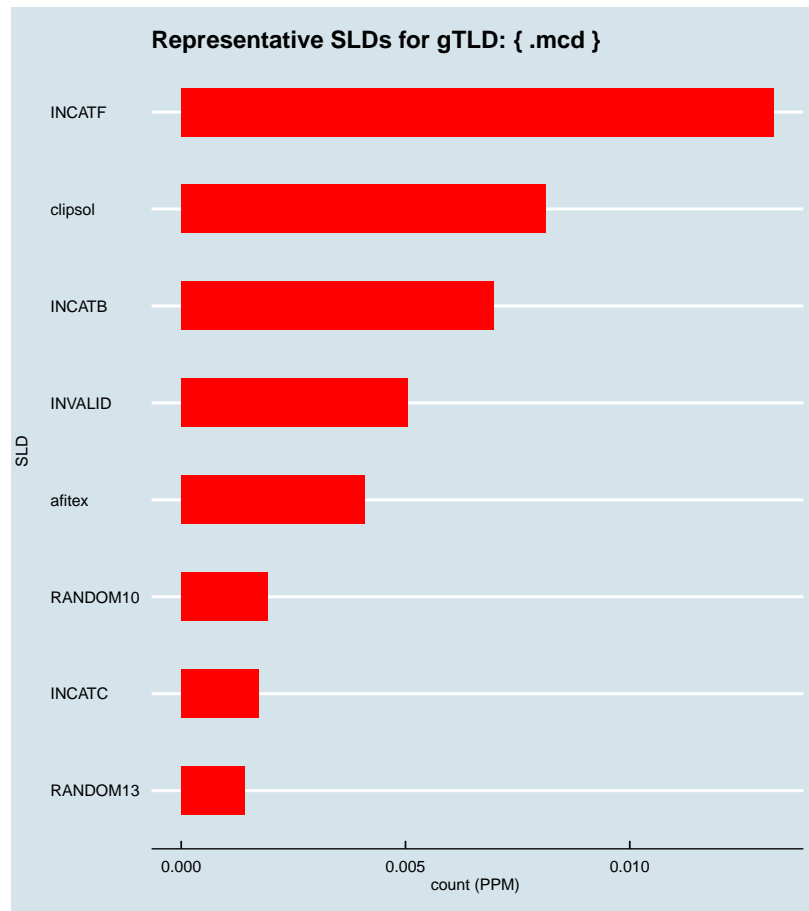


Figure 2.1071: Representative SLDs for gTLD: { .mcd}. The  $x$  axis displays number of times (in parts per million) the corresponding SLD ( $y$  axis) was found in the gTLD.

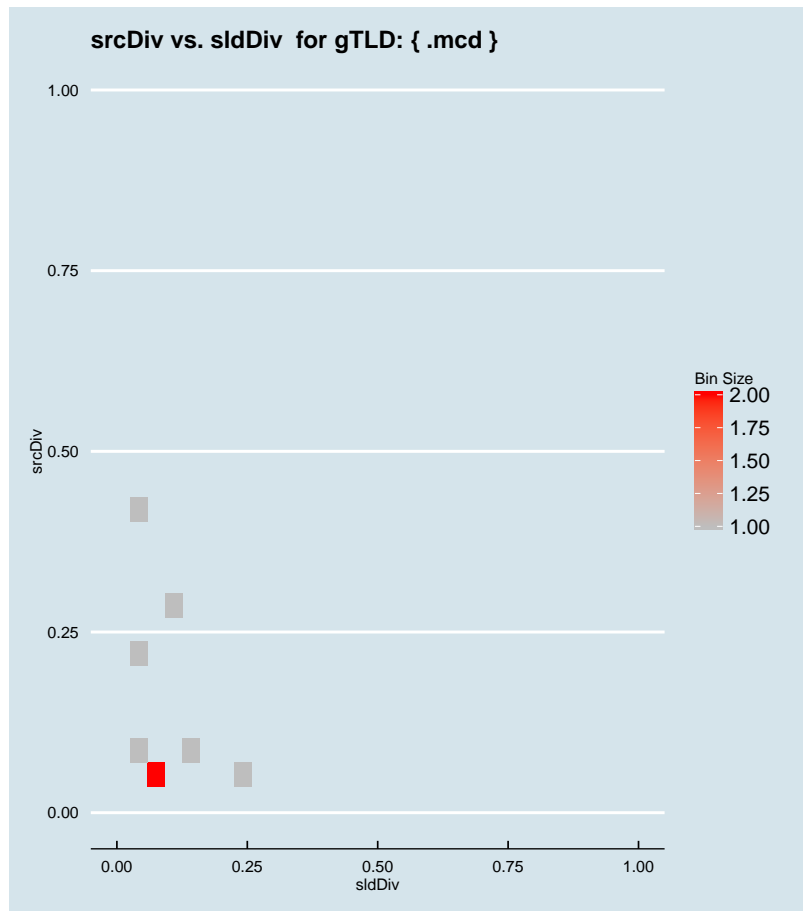


Figure 2.1072: Binned scatter-plot of srcDiv and sldDiv for gTLD: { .mcd }.

### :: 2.738 Representative SLDs for gTLD: { .mcdonalds }

In this section, we collect representative SLDs related to gTLD: 'mcdonalds'. We found 7 unique SLDs after filtering. A total of 25339 records were considered representative and they are 67.731% of the gTLD dump. Since the total number of records for this gTLD is 25339, there are 0 non-representative records (NRep). In addition, this set comprises  $1.04E-5$  of the entire data-set. Table 2.537 shows the corresponding SLDs ordered by the level of importance. Figure 2.1073 shows the record count (PPM) for each representative SLD. Figure 2.1074 shows the binned scatter-plot of srcDiv and sldDiv.

► { .mcdonalds }  
 Total SLDs: 7  
 a-sldDiv: 67.731%  
 a-oR: 0.001%  
 NRep: 0

Individual SLD descriptors for gTLD: {mcdonalds}										
SLD	count	sldDiv	$\phi$ -sldDiv	ipcount	srcDiv	$\phi$ -srcDiv	oR	a-srcDiv	a-oR	rem
INCATF	0.012	0.319	1.000	2.45E-4	0.021	0.002	4.89E-6	0.319	4.89E-6	13398
INCATD	0.003	0.077	1.000	5.18E-4	0.180	0.039	1.18E-6	0.396	6.07E-6	10525
INVALID	0.002	0.063	1.000	1.67E-4	0.071	0.010	9.7E-7	0.459	7.04E-6	8159
INCATE	0.002	0.061	1.000	0.002	0.713	0.237	9.36E-7	0.520	7.98E-6	5876
hotspot	0.002	0.060	1.000	6.74E-4	0.298	0.076	9.26E-7	0.581	8.9E-6	3617
RANDOM13	0.002	0.054	1.000	2.8E-4	0.137	0.027	8.35E-7	0.635	9.74E-6	1580
INCATB	0.002	0.042	1.000	3.98E-4	0.252	0.065	6.47E-7	0.677	1.04E-5	0

Table 2.537: Top 7 most significant SLDs for gTLD 'mcdonalds'. The SLD list holds 67.731% of the entries found in the gTLD and  $1.04E-5$  of the total number of entries for the entire experiment. **count** represents the number of records found for the SLD (in parts per million). **sldDiv** is the raw count divided by the number of records of this gTLD dump file. **oR** is the ratio of raw count to the total number of records of the experiment.  $\phi$ -**sldDiv** represents the  $\phi$  percentile of sldDiv on the entire data-set. **a-srcDiv** is the cumulative srcDiv variable. **a-oR** is the cumulative oR.

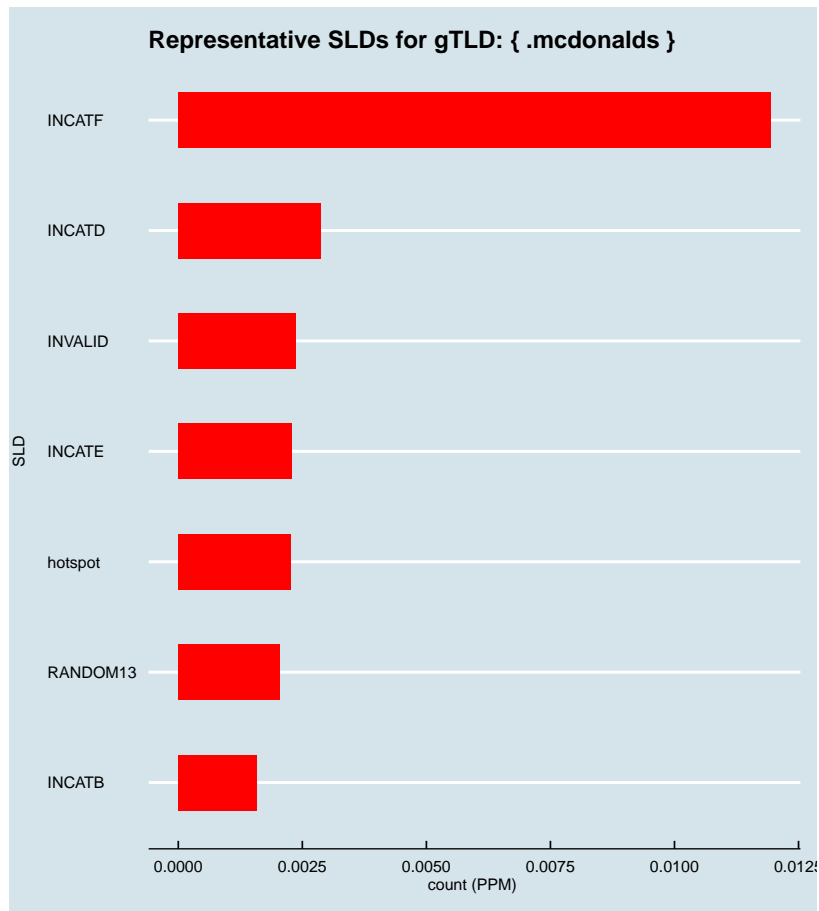


Figure 2.1073: Representative SLDs for gTLD: { .mcdonalds}. The x axis displays number of times (in parts per million) the corresponding SLD (y axis) was found in the gTLD.



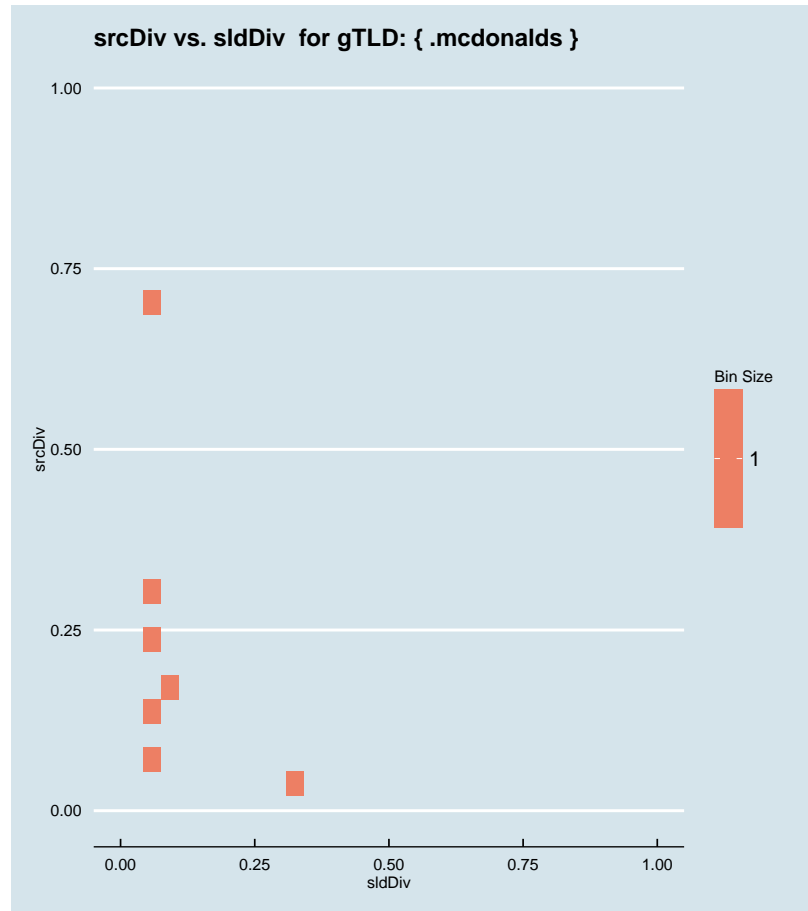


Figure 2.1074: Binned scatter-plot of srcDiv and sldDiv for gTLD: { .mcdonalds}.

### ⚡ 2.739 Representative SLDs for gTLD: { .mckinsey }

In this section, we collect representative SLDs related to gTLD: 'mckinsey'. We found 0 unique SLDs after filtering. A total of 0 records were considered representative and they are 0.000% of the gTLD dump. Since the total number of records for this gTLD is 0, there are 0 non-representative records (NRep). In addition, this set comprises 0E0 of the entire data-set.

► { .mckinsey }  
Total SLDs: 0  
a-sldDiv: 0.000%  
a-oR: 0.000%  
NRep: 0

### ⚡ 2.740 Representative SLDs for gTLD: { .med }

In this section, we collect representative SLDs related to gTLD: 'med'. We found 63

► { .med }  
Total SLDs: 63  
a-sldDiv: 99.018%  
a-oR: 0.462%  
NRep: 0

unique SLDs after filtering. A total of 11285436 records were considered representative and they are 99.018% of the gTLD dump. Since the total number of records for this gTLD is 11285436, there are 0 non-representative records (NRep). In addition, this set comprises 0.005 of the entire data-set. Table 2.538 shows the corresponding SLDs ordered by the level of importance. Figure 2.1075 shows the record count (PPM) for each representative SLD. Figure 2.1076 shows the binned scatter-plot of srcDiv and sldDiv.

Individual SLD descriptors for gTLD: {med}										
SLD	count	sldDiv	$\phi$ -sldDiv	ipcount	srcDiv	$\phi$ -srcDiv	oR	a-srcDiv	a-oR	rem
INVALID	10.206	0.895	1.000	0.001	1.23E-4	8.2E-7	0.004	0.895	0.004	1079517
INCATF	0.176	0.015	0.999	0.008	0.047	0.005	7.2E-5	0.911	0.004	903725
ngha	0.161	0.014	0.999	0.002	0.015	9.5E-4	6.59E-5	0.925	0.004	742868
mhs	0.087	0.008	0.999	0.002	0.019	0.001	3.55E-5	0.933	0.004	656311
INCATE	0.075	0.007	0.999	0.018	0.237	0.056	3.08E-5	0.939	0.004	581192
RANDOM13	0.075	0.007	0.999	0.003	0.036	0.004	3.06E-5	0.946	0.004	506461
cmcguest	0.072	0.006	0.999	2.07E-4	0.003	8.95E-5	2.94E-5	0.952	0.004	434746
childrens	0.050	0.004	0.999	0.003	0.051	0.006	2.03E-5	0.956	0.004	385198
infonashvi...	0.035	0.003	0.998	0.002	0.043	0.005	1.44E-5	0.959	0.004	350028
INCATD	0.030	0.003	0.998	0.002	0.074	0.011	1.23E-5	0.962	0.004	319907
healthcare...	0.030	0.003	0.998	0.001	0.036	0.003	1.23E-5	0.965	0.005	289803
uhs	0.026	0.002	0.998	9.53E-4	0.037	0.004	1.07E-5	0.967	0.005	263756
wrmc	0.023	0.002	0.998	0.002	0.095	0.016	9.58E-6	0.969	0.005	240386
INCATC	0.021	0.002	0.998	0.004	0.199	0.043	8.7E-6	0.971	0.005	219163
ajh	0.020	0.002	0.998	8.2E-5	0.004	1.4E-4	8.29E-6	0.973	0.005	198945
dermar	0.018	0.002	0.997	1.1E-5	6.16E-4	9.02E-6	7.31E-6	0.974	0.005	181099
kfmc	0.016	0.001	0.997	6.68E-4	0.042	0.005	6.45E-6	0.976	0.005	165367
forteccle	0.015	0.001	0.997	0.001	0.094	0.015	6.29E-6	0.977	0.005	150026
INCATB	0.014	0.001	0.997	0.003	0.201	0.048	5.82E-6	0.978	0.005	135834
informd	0.012	0.001	0.997	0.002	0.138	0.027	4.99E-6	0.979	0.005	123657
RANDOM10	0.011	0.001	0.996	0.001	0.125	0.024	4.68E-6	0.980	0.005	112232
smh	0.011	9.46E-4	0.996	5.78E-4	0.054	0.007	4.42E-6	0.981	0.005	101455
tranwai	0.006	5.7E-4	0.995	8.3E-5	0.013	7.32E-4	2.66E-6	0.982	0.005	94959
SHORTSLD	0.006	5.39E-4	0.994	0.001	0.243	0.057	2.52E-6	0.982	0.005	88816
pirogow	0.005	4.71E-4	0.994	6E-5	0.011	5.92E-4	2.2E-6	0.983	0.005	83446
satena	0.005	4.2E-4	0.993	1.8E-4	0.038	0.004	1.96E-6	0.983	0.005	78660
szal	0.004	3.78E-4	0.993	9.33E-4	0.217	0.051	1.76E-6	0.984	0.005	74354
apollo	0.004	3.67E-4	0.993	5.73E-4	0.137	0.027	1.72E-6	0.984	0.005	70168
multmed	0.004	3.24E-4	0.992	4.3E-5	0.012	6.36E-4	1.51E-6	0.984	0.005	66479
pdms	0.004	3.1E-4	0.992	8.3E-5	0.024	0.002	1.45E-6	0.985	0.005	62951
local	0.003	2.93E-4	0.991	5.8E-5	0.017	0.001	1.37E-6	0.985	0.005	59617
alsalaam	0.003	2.6E-4	0.991	4E-6	0.001	2.65E-5	1.21E-6	0.985	0.005	56656
medica	0.003	2.49E-4	0.990	2E-4	0.070	0.010	1.16E-6	0.985	0.005	53814
alamal	0.003	2.46E-4	0.990	5.7E-5	0.020	0.001	1.15E-6	0.986	0.005	51006
egyptair	0.003	2.33E-4	0.990	5.6E-5	0.021	0.002	1.09E-6	0.986	0.005	48354

Table 2.538: Top 35 most significant SLDs for gTLD 'med'. The SLD list holds 99.018% of the entries found in the gTLD and 0.005 of the total number of entries for the entire experiment. **count** represents the number of records found for the SLD (in parts per million). **sldDiv** is the raw count divided by the number of records of this gTLD dump file. **oR** is the ratio of raw count to the total number of records of the experiment.  **$\phi$ -sldDiv** represents the  $\phi$  percentile of sldDiv on the entire data-set. **a-srcDiv** is the cumulative srcDiv variable. **a-oR** is the cumulative oR.

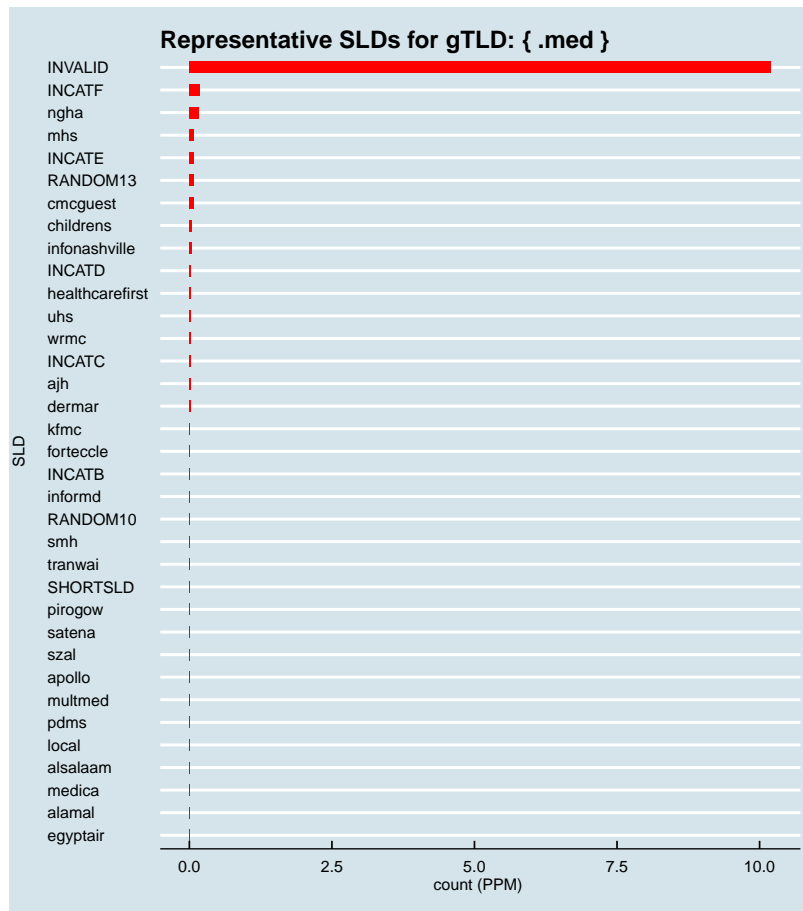


Figure 2.1075: Representative SLDs for gTLD: { .med }. The *x* axis displays number of times (in parts per million) the corresponding SLD (*y* axis) was found in the gTLD.

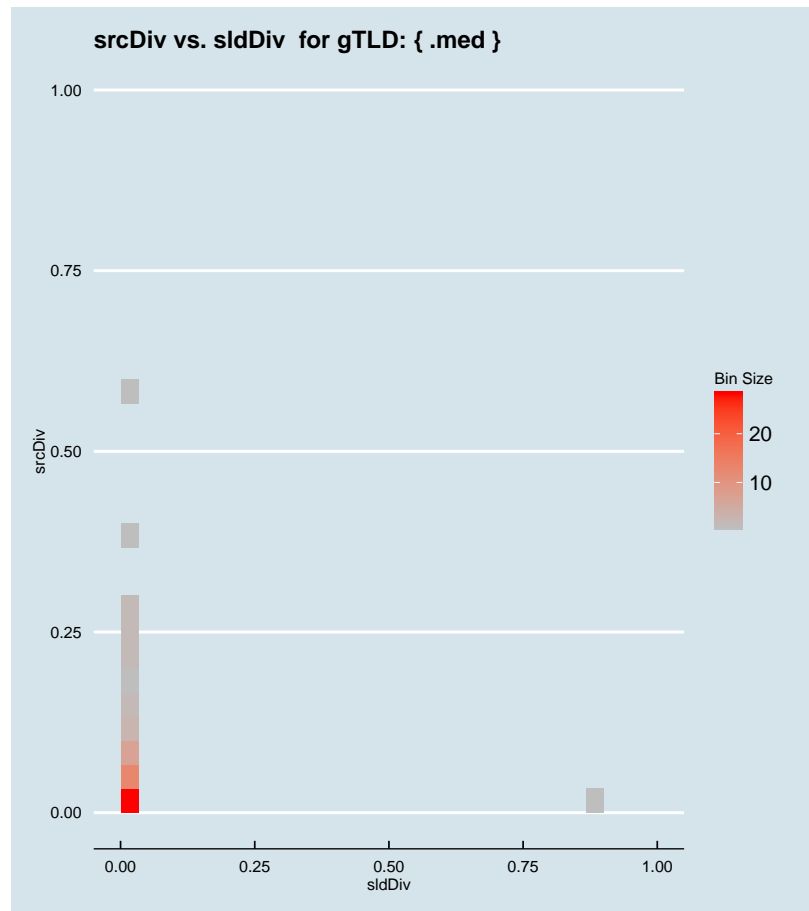


Figure 2.1076: Binned scatter-plot of srcDiv and sldDiv for gTLD: { .med }.

### :: 2.741 Representative SLDs for gTLD: { .media }

In this section, we collect representative SLDs related to gTLD: 'media'. We found 39 unique SLDs after filtering. A total of 438717 records were considered representative and they are 89.891% of the gTLD dump. Since the total number of records for this gTLD is 438717, there are 0 non-representative records (NRep). In addition, this set comprises  $1.8E-4$  of the entire data-set. Table 2.539 shows the corresponding SLDs ordered by the level of importance. Figure 2.1077 shows the record count (PPM) for each representative SLD. Figure 2.1078 shows the binned scatter-plot of srcDiv and sldDiv.

► { .media }  
Total SLDs: 39  
a-sldDiv: 89.891%  
a-oR: 0.018%  
NRep: 0

Individual SLD descriptors for gTLD: {media}										
SLD	count	sldDiv	$\phi$ -sldDiv	ipcount	srcDiv	$\phi$ -srcDiv	oR	a-srcDiv	a-oR	rem
INCATB	0.066	0.134	1.000	0.013	0.191	0.042	2.69E-5	0.134	2.69E-5	373185
INCATE	0.061	0.124	1.000	0.015	0.252	0.065	2.48E-5	0.258	5.17E-5	312600
INCATF	0.029	0.059	1.000	0.002	0.065	0.009	1.18E-5	0.317	6.34E-5	283926
INVALID	0.026	0.054	1.000	0.002	0.069	0.010	1.07E-5	0.371	7.42E-5	257719
RANDOM13	0.025	0.052	1.000	0.001	0.042	0.005	1.04E-5	0.423	8.46E-5	232359
feza	0.020	0.041	1.000	5.11E-4	0.026	0.002	8.18E-6	0.464	9.28E-5	212391
RANDOM10	0.019	0.038	1.000	0.001	0.074	0.011	7.69E-6	0.502	1E-4	193618
ilse	0.017	0.034	1.000	3.98E-4	0.024	0.002	6.85E-6	0.536	1.07E-4	176891
mysql5-10	0.016	0.033	1.000	1.5E-5	9.31E-4	1.58E-5	6.6E-6	0.569	1.14E-4	160775
SHORTSLD	0.013	0.027	0.999	0.005	0.392	0.107	5.45E-6	0.597	1.19E-4	147467
mysql5-3	0.013	0.027	0.999	1.5E-5	0.001	2.03E-5	5.33E-6	0.623	1.25E-4	134469
mysql5-11	0.012	0.025	0.999	1.7E-5	0.001	2.78E-5	5E-6	0.648	1.3E-4	122268
mysql5-12	0.009	0.019	0.999	2.4E-5	0.003	7.85E-5	3.77E-6	0.667	1.33E-4	113070
mysql5-9	0.008	0.016	0.999	1E-5	0.001	2.49E-5	3.21E-6	0.683	1.37E-4	105243
ipek	0.007	0.015	0.999	7.46E-4	0.102	0.017	3.01E-6	0.698	1.4E-4	97907
sql5	0.007	0.014	0.999	5E-6	7.16E-4	1.1E-5	2.86E-6	0.713	1.43E-4	90928
mysql5-6	0.007	0.014	0.999	2.1E-5	0.003	9.64E-5	2.83E-6	0.727	1.45E-4	84018
immediate	0.007	0.013	0.999	3.76E-4	0.057	0.007	2.69E-6	0.740	1.48E-4	77459
INCATC	0.007	0.013	0.999	0.002	0.346	0.097	2.68E-6	0.754	1.51E-4	70928
sql4	0.006	0.013	0.999	7E-6	0.001	1.94E-5	2.57E-6	0.766	1.53E-4	64663
mysql5-4	0.006	0.012	0.999	1.5E-5	0.003	7.71E-5	2.38E-6	0.778	1.56E-4	58844
wpad	0.006	0.011	0.999	0.001	0.268	0.068	2.27E-6	0.790	1.58E-4	53301
INCATD	0.005	0.011	0.999	0.001	0.237	0.056	2.1E-6	0.800	1.6E-4	48175
isatap	0.005	0.010	0.999	0.002	0.308	0.079	2.01E-6	0.810	1.62E-4	43276
mysql5-5	0.005	0.010	0.999	1.7E-5	0.003	1.15E-4	2E-6	0.820	1.64E-4	38391
ion	0.005	0.010	0.999	9.68E-4	0.203	0.048	1.95E-6	0.830	1.66E-4	33623
mysql5-1	0.004	0.009	0.999	1.7E-5	0.004	1.3E-4	1.83E-6	0.839	1.68E-4	29154
mysql5-8	0.004	0.008	0.999	1.8E-5	0.004	1.63E-4	1.64E-6	0.847	1.69E-4	25141
mnp	0.004	0.007	0.999	4E-6	0.001	1.92E-5	1.49E-6	0.855	1.71E-4	21498
mysql5-2	0.003	0.007	0.999	1.3E-5	0.004	1.28E-4	1.42E-6	0.862	1.72E-4	18042
sql1	0.003	0.007	0.999	5E-6	0.002	3.43E-5	1.34E-6	0.869	1.74E-4	14779
sql2	0.003	0.006	0.999	7E-6	0.003	7.64E-5	1.12E-6	0.874	1.75E-4	12055
mysql5-7	0.003	0.005	0.999	1.1E-5	0.004	1.48E-4	1.07E-6	0.880	1.76E-4	9443
dontplay	0.002	0.004	0.998	4.8E-5	0.025	0.002	7.8E-7	0.883	1.77E-4	7539
sql3	0.002	0.003	0.998	5E-6	0.003	9.16E-5	6.97E-7	0.887	1.77E-4	5837

Table 2.539: Top 35 most significant SLDs for gTLD 'media'. The SLD list holds 89.891% of the entries found in the gTLD and 1.8E-4 of the total number of entries for the entire experiment. **count** represents the number of records found for the SLD (in parts per million). **sldDiv** is the raw count divided by the number of records of this gTLD dump file. **oR** is the ratio of raw count to the total number of records of the experiment.  $\phi$ -**sldDiv** represents the  $\phi$  percentile of sldDiv on the entire data-set. **a-srcDiv** is the cumulative srcDiv variable. **a-oR** is the cumulative oR.

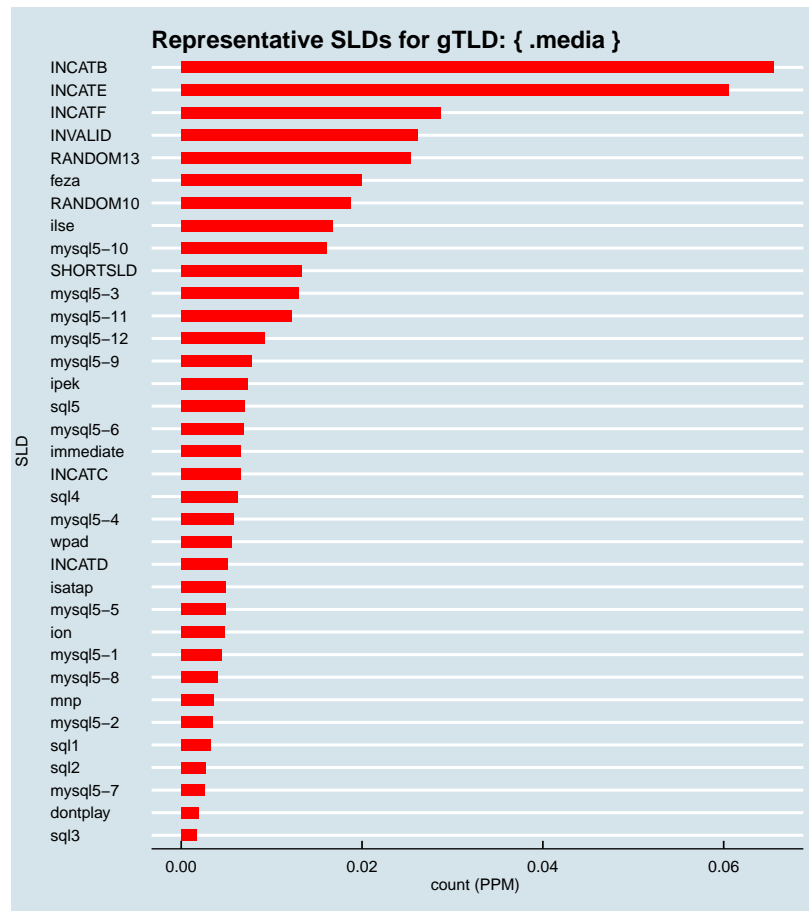


Figure 2.1077: Representative SLDs for gTLD: { .media }. The  $x$  axis displays number of times (in parts per million) the corresponding SLD ( $y$  axis) was found in the gTLD.

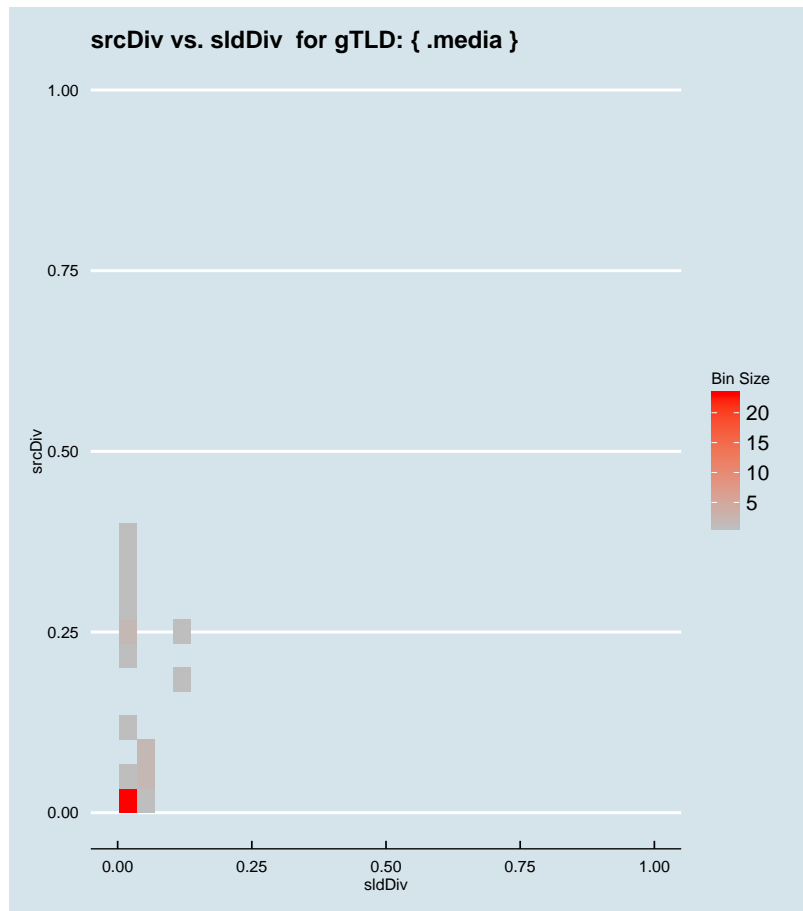


Figure 2.1078: Binned scatter-plot of srcDiv and sldDiv for gTLD: {.media}.

### :: 2.742 Representative SLDs for gTLD: {.medical}

In this section, we collect representative SLDs related to gTLD: 'medical'. We found 45 unique SLDs after filtering. A total of 571261 records were considered representative and they are 83.845% of the gTLD dump. Since the total number of records for this gTLD is 571261, there are 0 non-representative records (NRep). In addition, this set comprises  $2.34E-4$  of the entire data-set. Table 2.540 shows the corresponding SLDs ordered by the level of importance. Figure 2.1079 shows the record count (PPM) for each representative SLD. Figure 2.1080 shows the binned scatter-plot of srcDiv and sldDiv.

► {.medical}  
 Total SLDs: 45  
 a-sldDiv: 83.845%  
 a-oR: 0.023%  
 NRep: 0



Individual SLD descriptors for gTLD: {medical}										
SLD	count	sldDiv	$\phi$ -sldDiv	ipcount	srcDiv	$\phi$ -srcDiv	oR	a-srcDiv	a-oR	rem
INCATF	0.233	0.341	1.000	0.008	0.036	0.004	9.53E-5	0.341	9.53E-5	338732
sunrise	0.104	0.153	1.000	0.005	0.050	0.006	4.27E-5	0.494	1.38E-4	234551
RANDOM13	0.066	0.098	1.000	0.002	0.034	0.003	2.72E-5	0.592	1.65E-4	168086
xcelera01	0.037	0.055	1.000	0.001	0.034	0.003	1.53E-5	0.646	1.81E-4	130807
xceleraexp...	0.015	0.023	0.999	0.001	0.075	0.011	6.32E-6	0.669	1.87E-4	115387
INCATD	0.011	0.016	0.999	0.002	0.171	0.037	4.5E-6	0.685	1.91E-4	104418
xcelera	0.009	0.013	0.999	2.01E-4	0.023	0.002	3.61E-6	0.698	1.95E-4	95612
RANDOM10	0.007	0.011	0.999	6.09E-4	0.082	0.013	3.04E-6	0.709	1.98E-4	88183
INCATB	0.007	0.011	0.999	7.1E-4	0.098	0.016	2.97E-6	0.720	2.01E-4	80937
INVALID	0.007	0.010	0.999	9.67E-4	0.146	0.030	2.71E-6	0.729	2.04E-4	74313
groupe	0.005	0.007	0.999	7E-5	0.015	8.98E-4	1.97E-6	0.736	2.06E-4	69497
xcelerafoc...	0.004	0.006	0.999	3.92E-4	0.096	0.016	1.67E-6	0.742	2.07E-4	65417
xcelera345...	0.003	0.005	0.999	1E-6	2.98E-4	3.28E-6	1.38E-6	0.747	2.09E-4	62061
xcelera104...	0.003	0.005	0.999	4E-6	0.001	2.55E-5	1.26E-6	0.752	2.1E-4	58989
wpad	0.003	0.004	0.999	7.8E-4	0.256	0.066	1.25E-6	0.756	2.11E-4	55945
xcelera006...	0.003	0.004	0.999	3.5E-5	0.012	6.4E-4	1.22E-6	0.761	2.12E-4	52959
xcelera513...	0.003	0.004	0.999	2E-6	6.72E-4	1.02E-5	1.22E-6	0.765	2.14E-4	49983
xcelera573...	0.003	0.004	0.999	2E-6	7.01E-4	1.07E-5	1.17E-6	0.769	2.15E-4	47130
ornim	0.003	0.004	0.999	1.78E-4	0.063	0.009	1.16E-6	0.773	2.16E-4	44292
xceleratxa...	0.003	0.004	0.998	8E-6	0.003	9.83E-5	1.06E-6	0.777	2.17E-4	41699
xcelera217...	0.002	0.004	0.998	7.5E-5	0.031	0.003	9.81E-7	0.781	2.18E-4	39305
xcelera338...	0.002	0.003	0.998	8E-6	0.003	1.1E-4	9.72E-7	0.784	2.19E-4	36933
xceleracar...	0.002	0.003	0.998	3E-6	0.001	2.46E-5	9.67E-7	0.788	2.2E-4	34574
reproline	0.002	0.003	0.998	4.4E-5	0.019	0.001	9.61E-7	0.791	2.21E-4	32229
INCATC	0.002	0.003	0.998	3.08E-4	0.134	0.026	9.41E-7	0.795	2.22E-4	29933
xcelera708...	0.002	0.003	0.998	1.72E-4	0.088	0.014	8.01E-7	0.797	2.23E-4	27978
xcelera240...	0.002	0.003	0.998	1.6E-5	0.009	4.14E-4	7.51E-7	0.800	2.23E-4	26145
lexington	0.002	0.003	0.998	5.3E-5	0.030	0.003	7.31E-7	0.803	2.24E-4	24362
xcelera013...	0.002	0.003	0.998	3.3E-5	0.019	0.001	7.13E-7	0.805	2.25E-4	22622
xcelera710...	0.002	0.003	0.998	8E-6	0.005	1.72E-4	7.02E-7	0.808	2.26E-4	20910
xcelera071...	0.002	0.003	0.998	3E-6	0.002	4.14E-5	7E-7	0.810	2.26E-4	19202
isatap	0.002	0.002	0.998	5.41E-4	0.320	0.081	6.92E-7	0.813	2.27E-4	17513
xcelera343...	0.002	0.002	0.998	1.8E-5	0.011	5.79E-4	6.69E-7	0.815	2.28E-4	15881
xcelera635...	0.002	0.002	0.998	2E-6	0.001	2.59E-5	6.15E-7	0.817	2.28E-4	14381
xcelera017...	0.001	0.002	0.998	4E-6	0.003	8.27E-5	6.05E-7	0.820	2.29E-4	12905

Table 2.540: Top 35 most significant SLDs for gTLD 'medical'. The SLD list holds 83.845% of the entries found in the gTLD and  $2.34E-4$  of the total number of entries for the entire experiment. **count** represents the number of records found for the SLD (in parts per million). **sldDiv** is the raw count divided by the number of records of this gTLD dump file. **oR** is the ratio of raw count to the total number of records of the experiment.  **$\phi$ -sldDiv** represents the  $\phi$  percentile of sldDiv on the entire data-set. **a-srcDiv** is the cumulative srcDiv variable. **a-oR** is the cumulative oR.



Figure 2.1079: Representative SLDs for gTLD: { .medical }. The x axis displays number of times (in parts per million) the corresponding SLD (y axis) was found in the gTLD.

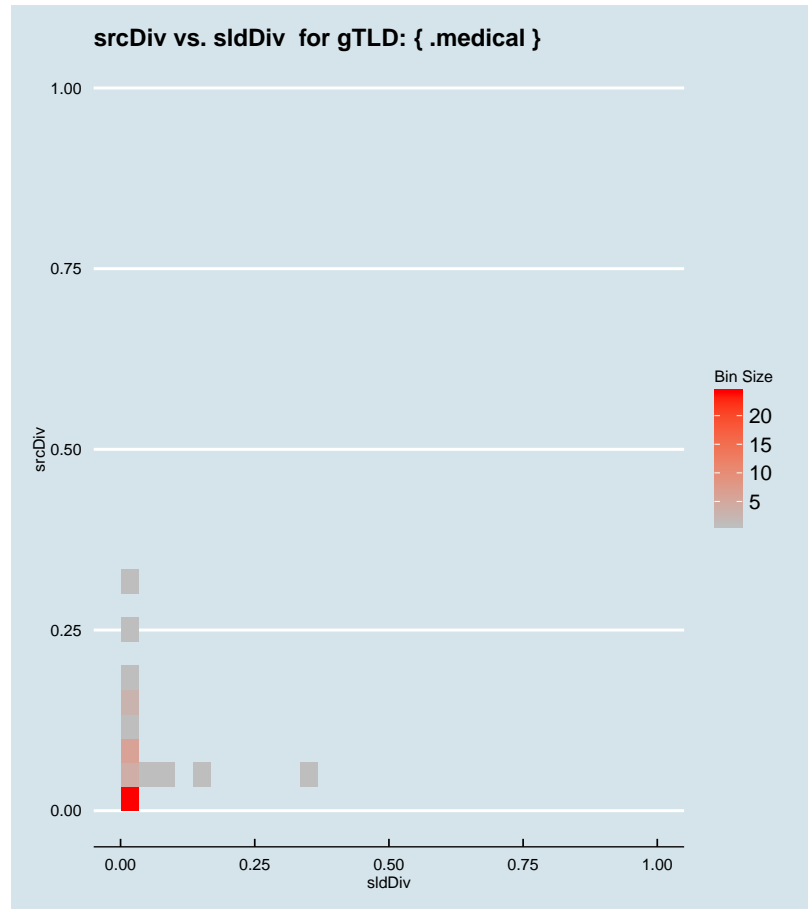


Figure 2.1080: Binned scatter-plot of srcDiv and sldDiv for gTLD: { .medical }.

### :: 2.743 Representative SLDs for gTLD: { .meet }

In this section, we collect representative SLDs related to gTLD: 'meet'. We found 5 unique SLDs after filtering. A total of 6935 records were considered representative and they are 46.286% of the gTLD dump. Since the total number of records for this gTLD is 6935, there are 0 non-representative records (NRep). In addition, this set comprises 2.84E-6 of the entire data-set. Table 2.541 shows the corresponding SLDs ordered by the level of importance. Figure 2.1081 shows the record count (PPM) for each representative SLD. Figure 2.1082 shows the binned scatter-plot of srcDiv and sldDiv.

► { .meet }  
Total SLDs: 5  
a-sldDiv: 46.286%  
a-oR: 0.000%  
NRep: 0

Individual SLD descriptors for gTLD: {meet}										
SLD	count	sldDiv	$\phi$ -sldDiv	ipcount	srcDiv	$\phi$ -srcDiv	oR	a-srcDiv	a-oR	rem
INCATC	0.002	0.106	1.000	5.85E-4	0.368	0.101	6.52E-7	0.106	6.52E-7	5344
INCATE	0.001	0.098	1.000	9.9E-4	0.673	0.232	6.02E-7	0.204	1.25E-6	3874
statics	0.001	0.088	1.000	1.4E-5	0.011	5.48E-4	5.39E-7	0.292	1.79E-6	2558
INCATB	0.001	0.087	1.000	6.16E-4	0.472	0.128	5.35E-7	0.379	2.33E-6	1252
RANDOM13	0.001	0.084	1.000	3.08E-4	0.246	0.057	5.13E-7	0.463	2.84E-6	0

Table 2.541: Top 5 most significant SLDs for gTLD 'meet'. The SLD list holds 46.286% of the entries found in the gTLD and 2.84E-6 of the total number of entries for the entire experiment. **count** represents the number of records found for the SLD (in parts per million). **sldDiv** is the raw count divided by the number of records of this gTLD dump file. **oR** is the ratio of raw count to the total number of records of the experiment.  **$\phi$ -sldDiv** represents the  $\phi$  percentile of sldDiv on the entire data-set. **a-srcDiv** is the cumulative srcDiv variable. **a-oR** is the cumulative oR.

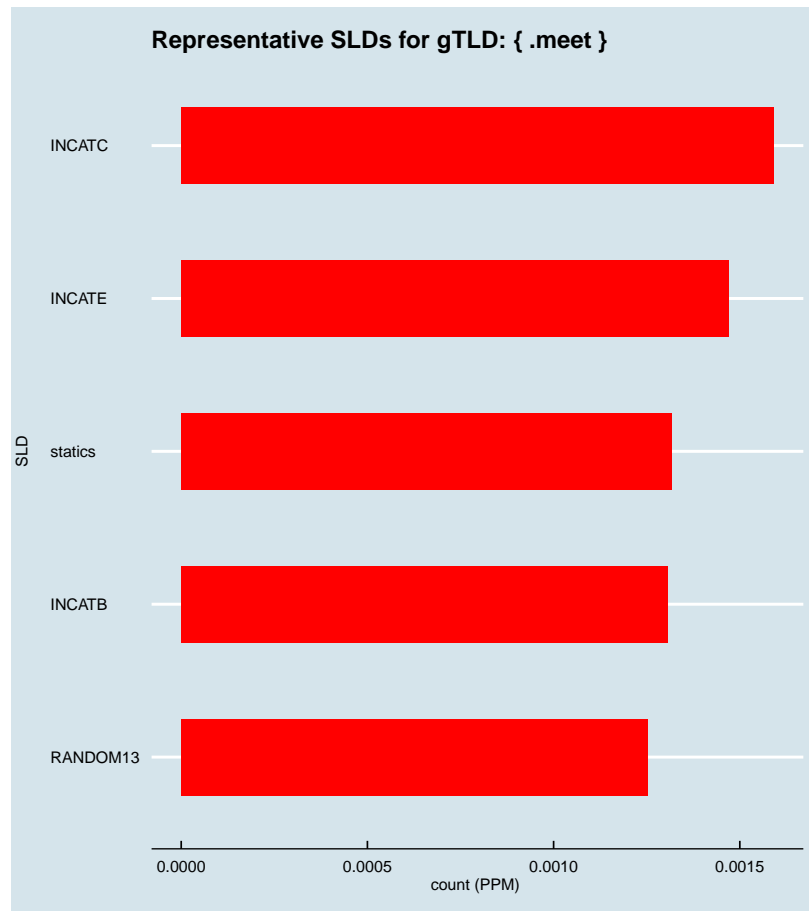


Figure 2.1081: Representative SLDs for gTLD: { .meet }. The  $x$  axis displays number of times (in parts per million) the corresponding SLD ( $y$  axis) was found in the gTLD.

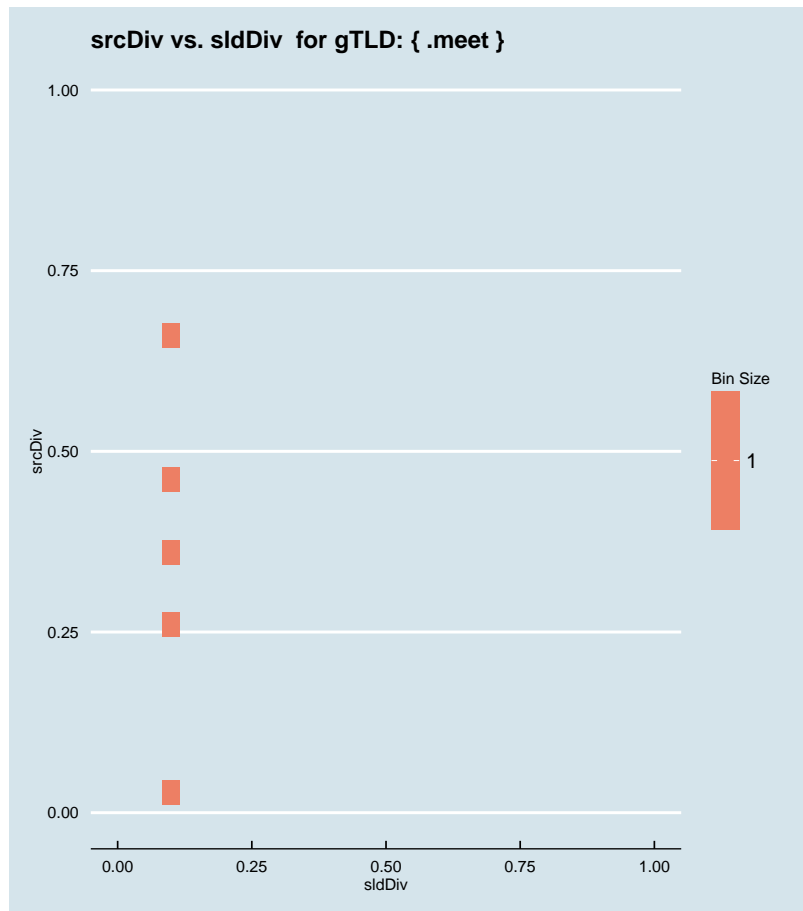


Figure 2.1082: Binned scatter-plot of srcDiv and sldDiv for gTLD: { .meet }.

### :: 2.744 Representative SLDs for gTLD: { .melbourne }

In this section, we collect representative SLDs related to gTLD: 'melbourne'. We found 4 unique SLDs after filtering. A total of 9411 records were considered representative and they are 49.610% of the gTLD dump. Since the total number of records for this gTLD is 9411, there are 0 non-representative records (NRep). In addition, this set comprises 3.86E-6 of the entire data-set. Table 2.542 shows the corresponding SLDs ordered by the level of importance. Figure 2.1083 shows the record count (PPM) for each representative SLD. Figure 2.1084 shows the binned scatter-plot of srcDiv and sldDiv.

► { .melbourne }  
 Total SLDs: 4  
 a-sldDiv: 49.610%  
 a-oR: 0.000%  
 NRep: 0

Individual SLD descriptors for gTLD: {melbourne}										
SLD	count	sldDiv	$\phi$ -sldDiv	ipcount	srcDiv	$\phi$ -srcDiv	oR	a-srcDiv	a-oR	rem
INVALID	0.003	0.168	1.000	1.14E-4	0.036	0.004	1.31E-6	0.168	1.31E-6	6222
qeb	0.003	0.155	1.000	5E-6	0.002	3.95E-5	1.21E-6	0.323	2.51E-6	3279
INCATF	0.002	0.100	1.000	9.5E-5	0.050	0.006	7.76E-7	0.423	3.29E-6	1385
ion32	0.001	0.073	1.000	1.3E-5	0.009	4.55E-4	5.68E-7	0.496	3.86E-6	0

Table 2.542: Top 4 most significant SLDs for gTLD 'melbourne'. The SLD list holds 49.610% of the entries found in the gTLD and 3.86E-6 of the total number of entries for the entire experiment. **count** represents the number of records found for the SLD (in parts per million). **sldDiv** is the raw count divided by the number of records of this gTLD dump file. **oR** is the ratio of raw count to the total number of records of the experiment.  **$\phi$ -sldDiv** represents the  $\phi$  percentile of sldDiv on the entire data-set. **a-srcDiv** is the cumulative srcDiv variable. **a-oR** is the cumulative oR.

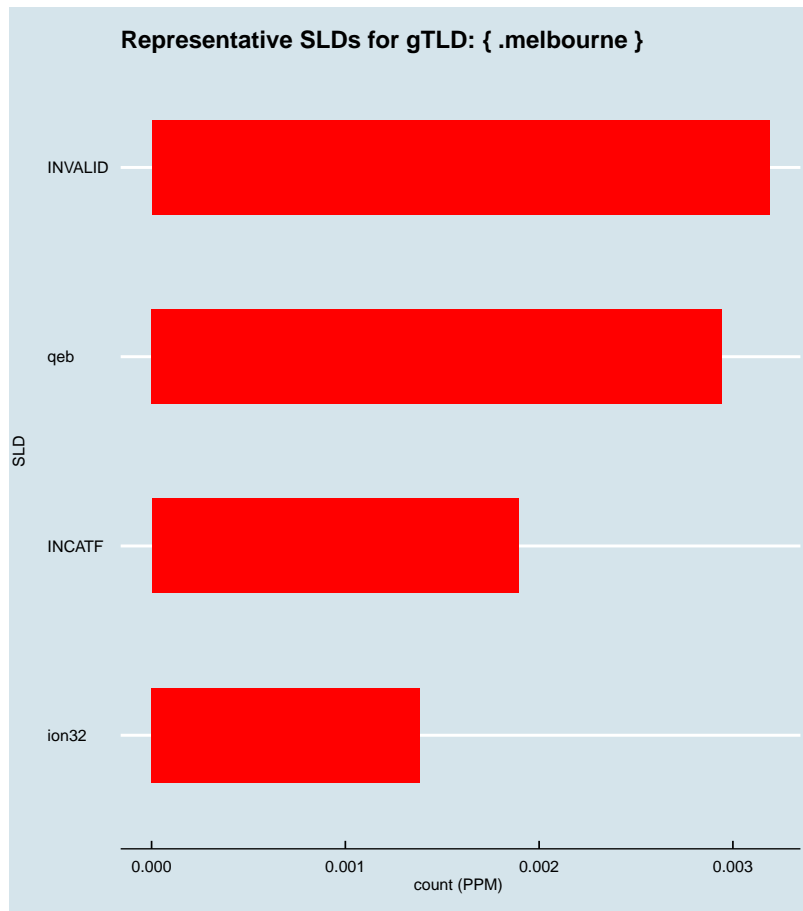


Figure 2.1083: Representative SLDs for gTLD: { .melbourne}. The  $x$  axis displays number of times (in parts per million) the corresponding SLD ( $y$  axis) was found in the gTLD.



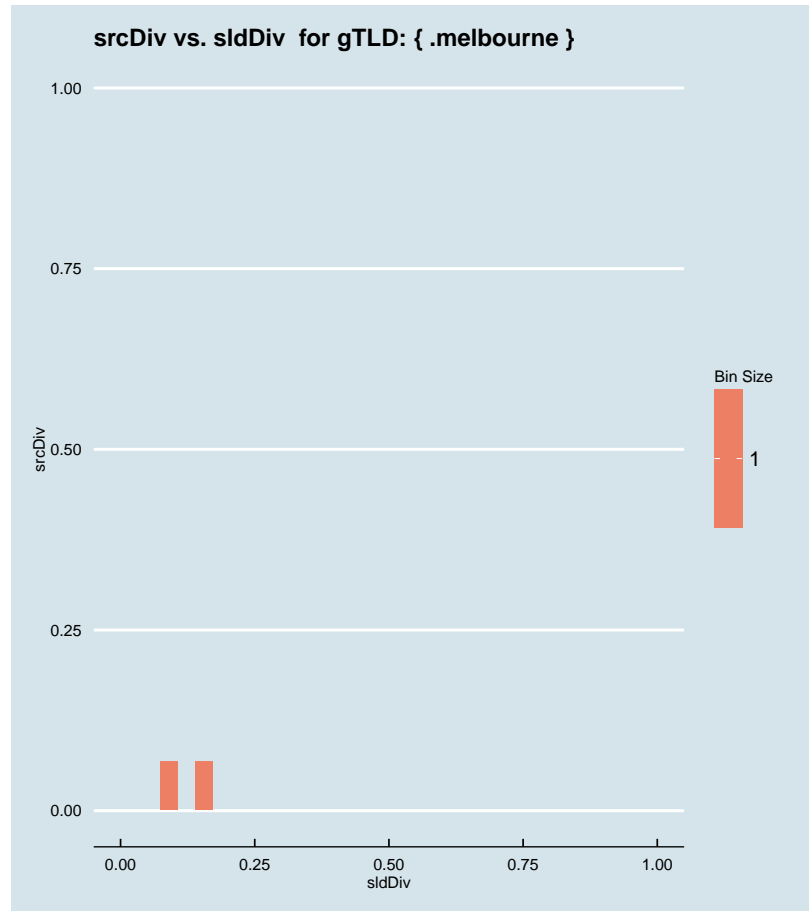


Figure 2.1084: Binned scatter-plot of srcDiv and sldDiv for gTLD: { .melbourne}.

### :: 2.745 Representative SLDs for gTLD: { .meme }

In this section, we collect representative SLDs related to gTLD: 'meme'. We found 3 unique SLDs after filtering. A total of 4962 records were considered representative and they are 42.669% of the gTLD dump. Since the total number of records for this gTLD is 4962, there are 0 non-representative records (NRep). In addition, this set comprises 2.03E-6 of the entire data-set. Table 2.543 shows the corresponding SLDs ordered by the level of importance. Figure 2.1085 shows the record count (PPM) for each representative SLD. Figure 2.1086 shows the binned scatter-plot of srcDiv and sldDiv.

► { .meme }  
Total SLDs: 3  
a-sldDiv: 42.669%  
a-oR: 0.000%  
NRep: 0



Individual SLD descriptors for gTLD: {meme}										
SLD	count	sldDiv	$\phi$ -sldDiv	ipcount	srcDiv	$\phi$ -srcDiv	oR	a-srcDiv	a-oR	rem
INCATB	0.002	0.150	1.000	2.43E-4	0.139	0.027	7.16E-7	0.150	7.16E-7	3216
INCATC	0.002	0.147	1.000	4.45E-4	0.261	0.066	7E-7	0.297	1.42E-6	1509
RANDOM10	0.002	0.130	1.000	2.54E-4	0.168	0.037	6.18E-7	0.427	2.03E-6	0

Table 2.543: Top 3 most significant SLDs for gTLD 'meme'. The SLD list holds 42.669% of the entries found in the gTLD and 2.03E-6 of the total number of entries for the entire experiment. **count** represents the number of records found for the SLD (in parts per million). **sldDiv** is the raw count divided by the number of records of this gTLD dump file. **oR** is the ratio of raw count to the total number of records of the experiment.  **$\phi$ -sldDiv** represents the  $\phi$  percentile of sldDiv on the entire data-set. **a-srcDiv** is the cumulative srcDiv variable. **a-oR** is the cumulative oR.

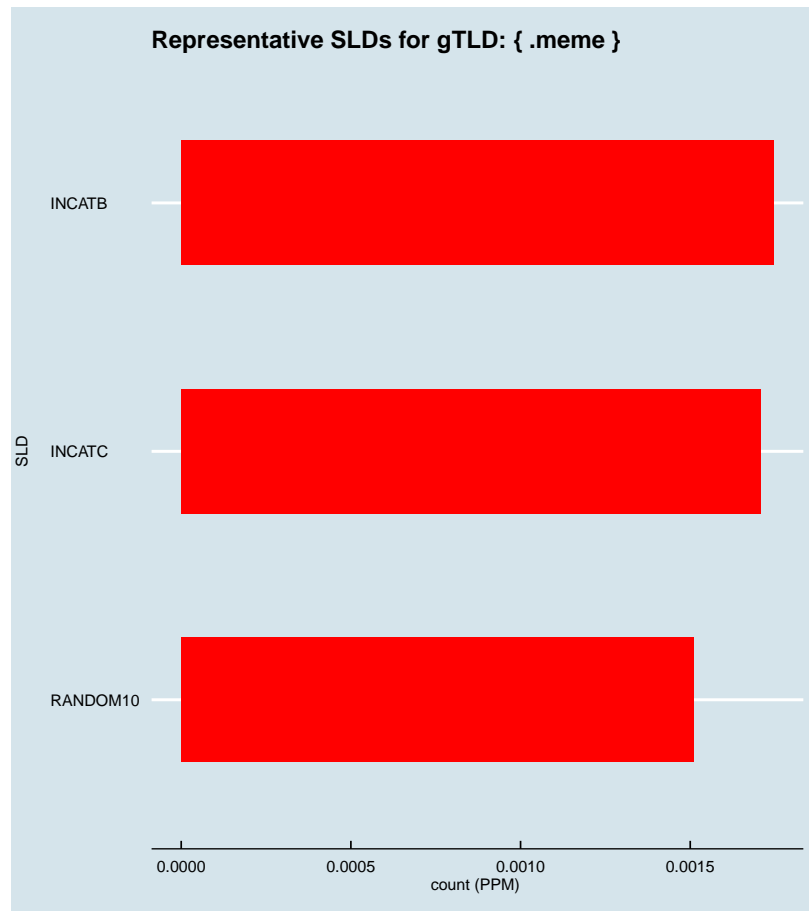


Figure 2.1085: Representative SLDs for gTLD: { .meme}. The  $x$  axis displays number of times (in parts per million) the corresponding SLD ( $y$  axis) was found in the gTLD.

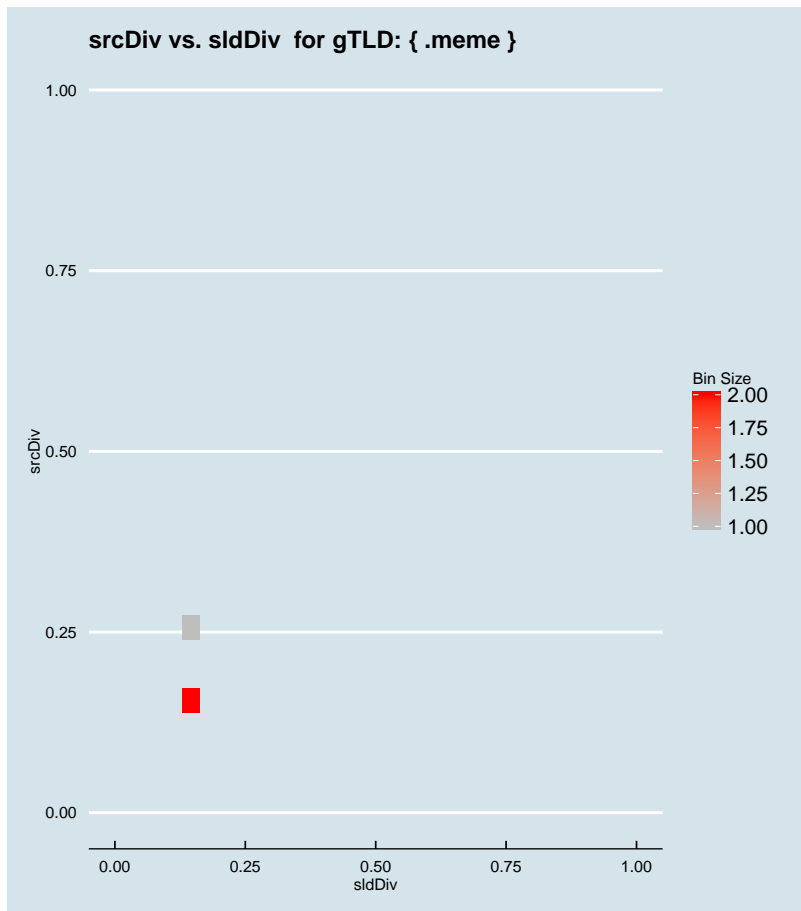


Figure 2.1086: Binned scatter-plot of srcDiv and sldDiv for gTLD: { .meme }.

### :: 2.746 Representative SLDs for gTLD: { .memorial }

In this section, we collect representative SLDs related to gTLD: 'memorial'. We found 3 unique SLDs after filtering. A total of 6442 records were considered representative and they are 52.162% of the gTLD dump. Since the total number of records for this gTLD is 6442, there are 0 non-representative records (NRep). In addition, this set comprises 2.64E-6 of the entire data-set. Table 2.544 shows the corresponding SLDs ordered by the level of importance. Figure 2.1087 shows the record count (PPM) for each representative SLD. Figure 2.1088 shows the binned scatter-plot of srcDiv and sldDiv.

► { .memorial }  
 Total SLDs: 3  
 a-sldDiv: 52.162%  
 a-oR: 0.000%  
 NRep: 0

Individual SLD descriptors for gTLD: {memorial}										
SLD	count	sldDiv	$\phi$ -sldDiv	ipcount	srcDiv	$\phi$ -srcDiv	oR	a-srcDiv	a-oR	rem
INCATB	0.003	0.235	1.000	1.5E-4	0.052	0.006	1.19E-6	0.235	1.19E-6	3539
INVALID	0.002	0.157	1.000	7.5E-5	0.039	0.004	7.96E-7	0.392	1.99E-6	1596
RANDOM10	0.002	0.129	1.000	8.3E-5	0.052	0.006	6.54E-7	0.522	2.64E-6	0

Table 2.544: Top 3 most significant SLDs for gTLD 'memorial'. The SLD list holds 52.162% of the entries found in the gTLD and 2.64E-6 of the total number of entries for the entire experiment. **count** represents the number of records found for the SLD (in parts per million). **sldDiv** is the raw count divided by the number of records of this gTLD dump file. **oR** is the ratio of raw count to the total number of records of the experiment.  $\phi$ -**sldDiv** represents the  $\phi$  percentile of sldDiv on the entire data-set. **a-srcDiv** is the cumulative srcDiv variable. **a-oR** is the cumulative oR.

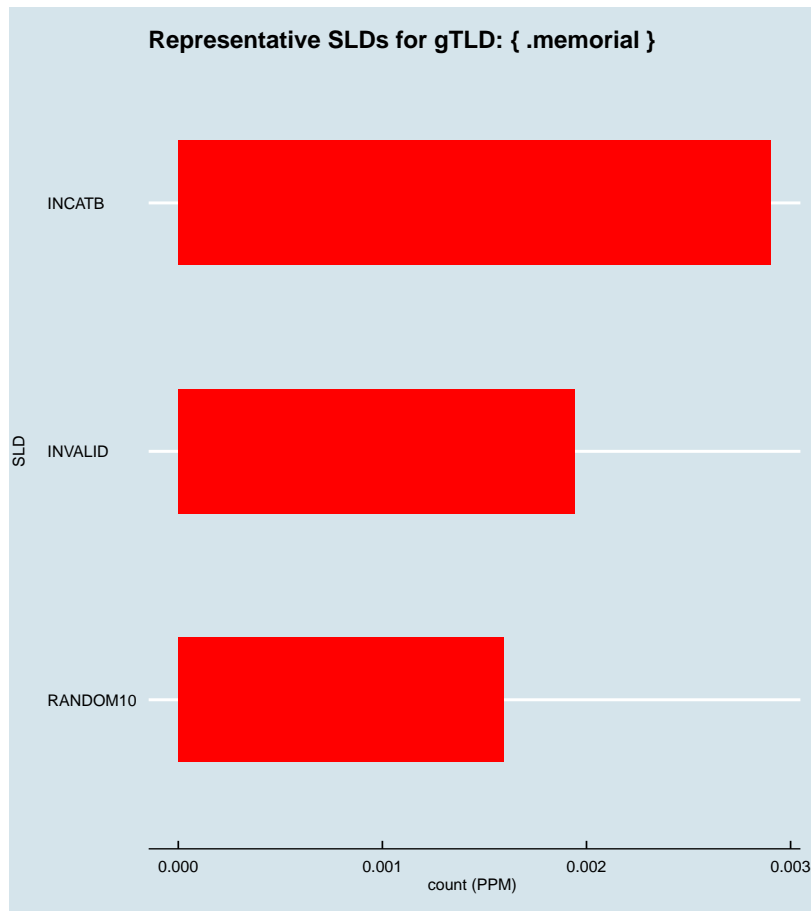


Figure 2.1087: Representative SLDs for gTLD: { .memorial }. The x axis displays number of times (in parts per million) the corresponding SLD (y axis) was found in the gTLD.

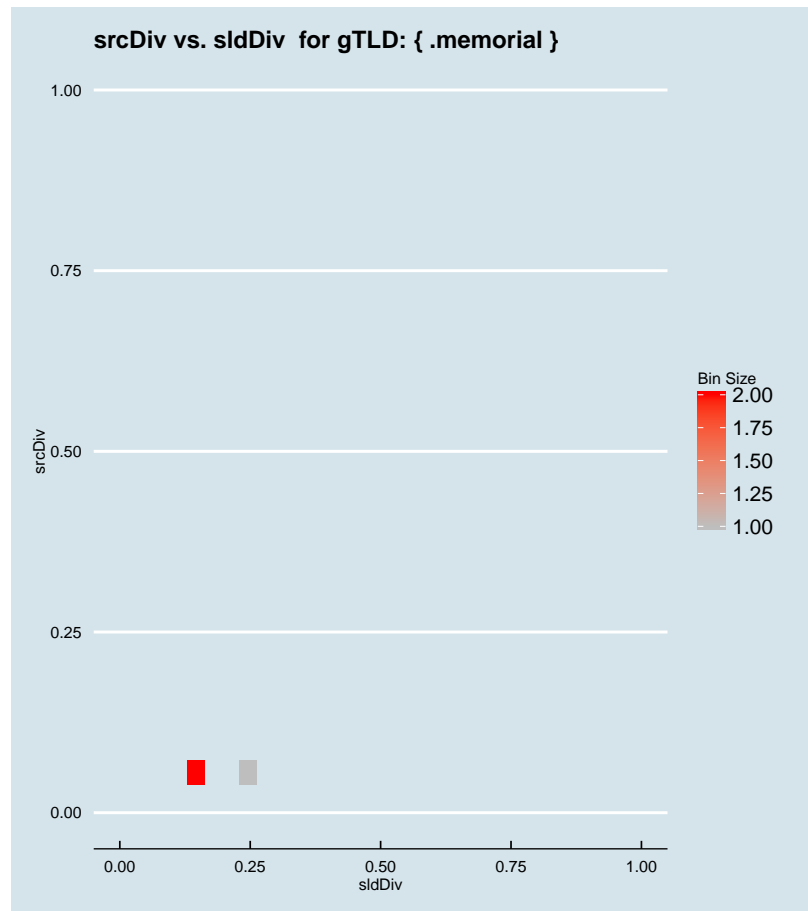


Figure 2.1088: Binned scatter-plot of srcDiv and sldDiv for gTLD: { .memorial }.

### :: 2.747 Representative SLDs for gTLD: { .men }

In this section, we collect representative SLDs related to gTLD: 'men'. We found 8 unique SLDs after filtering. A total of 28323 records were considered representative and they are 58.037% of the gTLD dump. Since the total number of records for this gTLD is 28323, there are 0 non-representative records (NRep). In addition, this set comprises  $1.16E-5$  of the entire data-set. Table 2.545 shows the corresponding SLDs ordered by the level of importance. Figure 2.1089 shows the record count (PPM) for each representative SLD. Figure 2.1090 shows the binned scatter-plot of srcDiv and sldDiv.

► { .men }  
Total SLDs: 8  
a-sldDiv: 58.037%  
a-oR: 0.001%  
NRep: 0

Individual SLD descriptors for gTLD: {men}										
SLD	count	sldDiv	$\phi$ -sldDiv	ipcount	srcDiv	$\phi$ -srcDiv	oR	a-srcDiv	a-oR	rem
INCATB	0.009	0.189	1.000	0.001	0.116	0.021	3.78E-6	0.189	3.78E-6	19099
drh	0.005	0.106	1.000	5.3E-5	0.010	5.13E-4	2.12E-6	0.295	5.9E-6	13931
RANDOM10	0.003	0.066	1.000	3.76E-4	0.117	0.021	1.32E-6	0.361	7.22E-6	10708
RANDOM13	0.003	0.055	1.000	4.5E-4	0.167	0.034	1.11E-6	0.416	8.33E-6	8007
INVALID	0.003	0.053	1.000	3.77E-4	0.145	0.030	1.07E-6	0.470	9.39E-6	5406
INCATF	0.002	0.046	1.000	9.3E-5	0.042	0.004	9.18E-7	0.515	1.03E-5	3167
INCATE	0.002	0.035	1.000	0.001	0.710	0.237	7.03E-7	0.551	1.1E-5	1452
INCATC	0.001	0.030	1.000	8.5E-4	0.585	0.191	5.95E-7	0.580	1.16E-5	0

Table 2.545: Top 8 most significant SLDs for gTLD 'men'. The SLD list holds 58.037% of the entries found in the gTLD and 1.16E-5 of the total number of entries for the entire experiment. **count** represents the number of records found for the SLD (in parts per million). **sldDiv** is the raw count divided by the number of records of this gTLD dump file. **oR** is the ratio of raw count to the total number of records of the experiment.  **$\phi$ -sldDiv** represents the  $\phi$  percentile of sldDiv on the entire data-set. **a-srcDiv** is the cumulative srcDiv variable. **a-oR** is the cumulative oR.



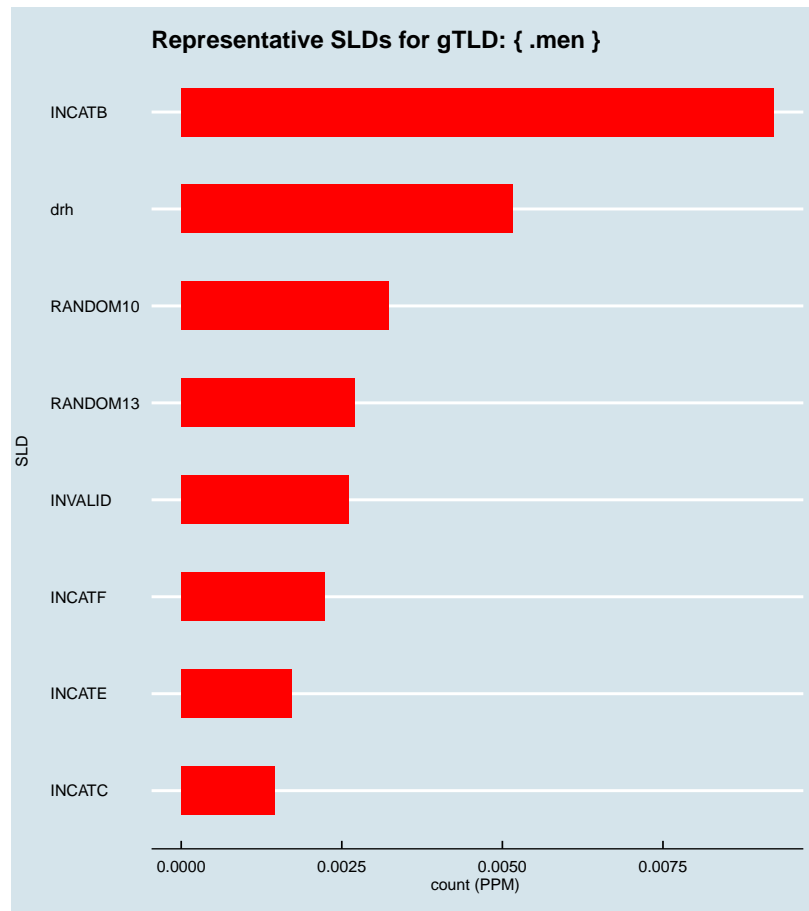


Figure 2.1089: Representative SLDs for gTLD: { .men }. The  $x$  axis displays number of times (in parts per million) the corresponding SLD ( $y$  axis) was found in the gTLD.

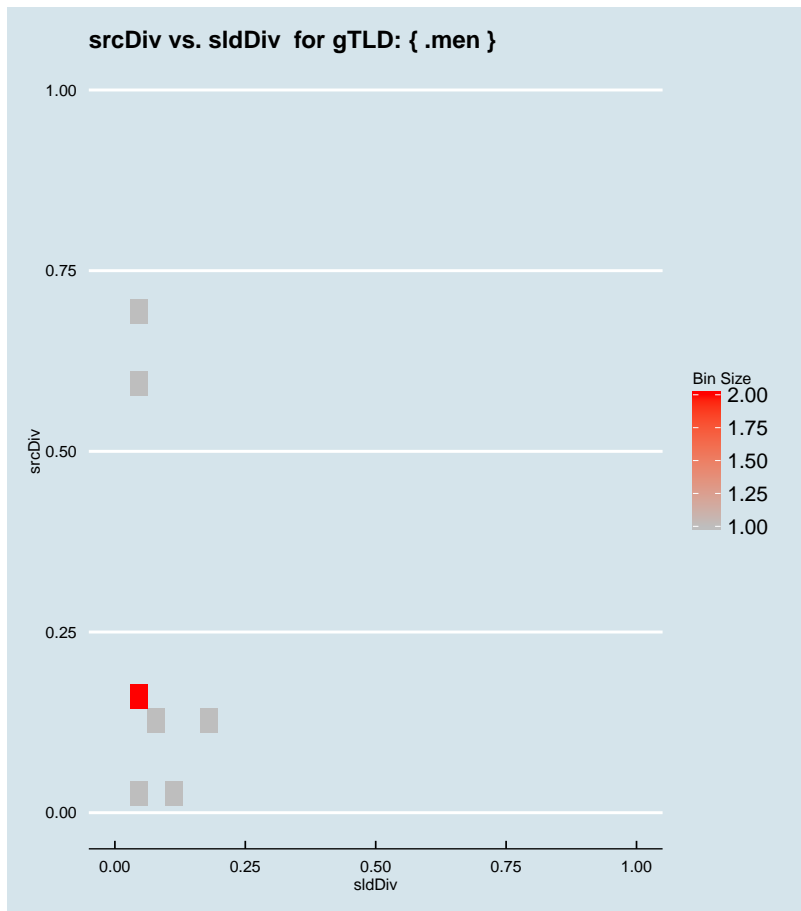


Figure 2.1090: Binned scatter-plot of srcDiv and sldDiv for gTLD: { .men }.

∴ 2.748 Representative SLDs for gTLD: { .menu }

In this section, we collect representative SLDs related to gTLD: 'menu'. We found 3 unique SLDs after filtering. A total of 5066 records were considered representative and they are 39.099% of the gTLD dump. Since the total number of records for this gTLD is 5066, there are 0 non-representative records (NRep). In addition, this set comprises 2.08E−6 of the entire data-set. Table 2.546 shows the corresponding SLDs ordered by the level of importance. Figure 2.1091 shows the record count (PPM) for each representative SLD. Figure 2.1092 shows the binned scatter-plot of srcDiv and sldDiv.

► { .menu }  
 Total SLDs: 3  
 a-sldDiv: 39.099%  
 a-oR: 0.000%  
 NRep: 0

Individual SLD descriptors for gTLD: {menu}										
SLD	count	sldDiv	$\phi$ -sldDiv	ipcount	srcDiv	$\phi$ -srcDiv	oR	a-srcDiv	a-oR	rem
loc	0.002	0.173	1.000	8.7E-5	0.039	0.004	9.16E-7	0.173	9.16E-7	2830
INCATB	0.001	0.114	1.000	4.18E-4	0.283	0.071	6.04E-7	0.286	1.52E-6	1355
list	0.001	0.105	1.000	3.6E-5	0.027	0.002	5.55E-7	0.391	2.08E-6	0

Table 2.546: Top 3 most significant SLDs for gTLD 'menu'. The SLD list holds 39.099% of the entries found in the gTLD and 2.08E-6 of the total number of entries for the entire experiment. **count** represents the number of records found for the SLD (in parts per million). **sldDiv** is the raw count divided by the number of records of this gTLD dump file. **oR** is the ratio of raw count to the total number of records of the experiment.  **$\phi$ -sldDiv** represents the  $\phi$  percentile of sldDiv on the entire data-set. **a-srcDiv** is the cumulative srcDiv variable. **a-oR** is the cumulative oR.

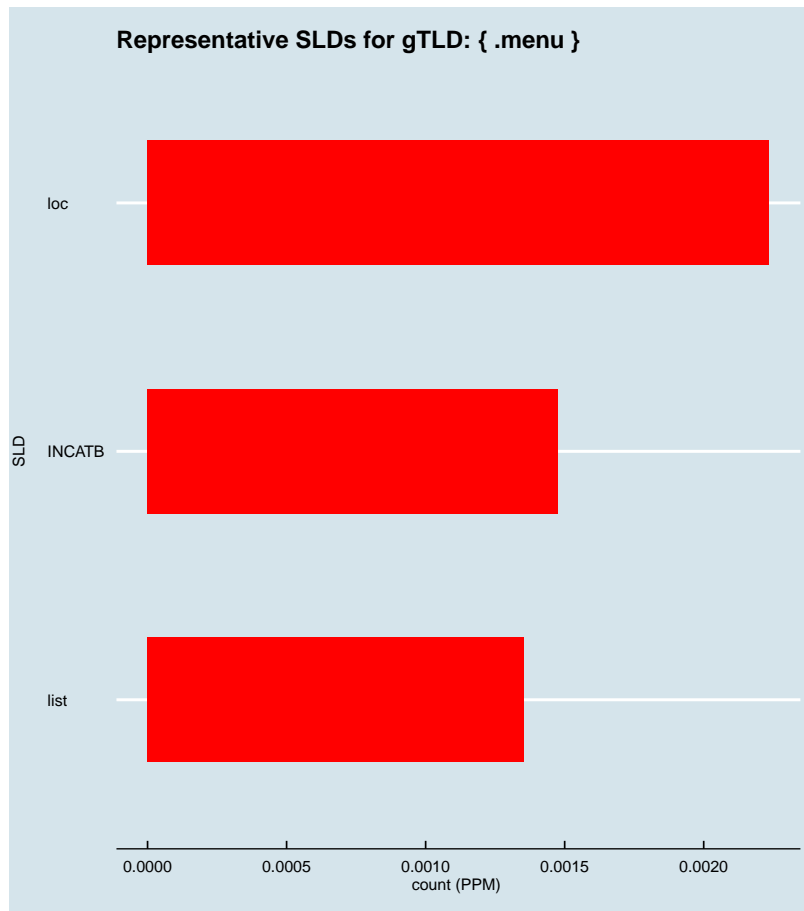


Figure 2.1091: Representative SLDs for gTLD: { .menu}. The *x* axis displays number of times (in parts per million) the corresponding SLD (*y* axis) was found in the gTLD.

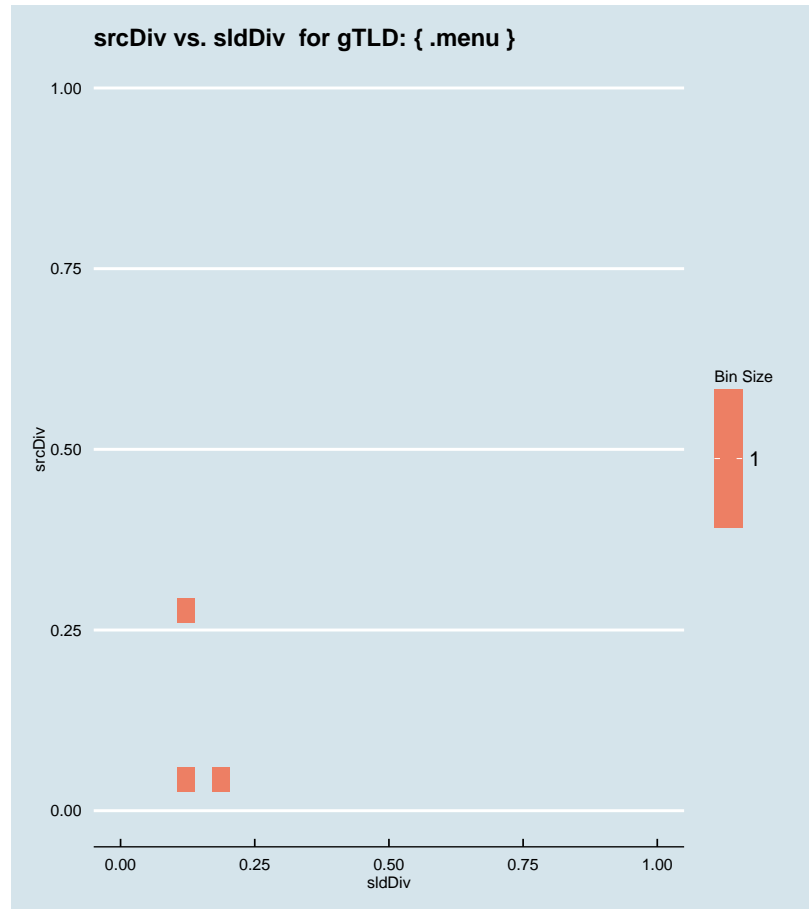


Figure 2.1092: Binned scatter-plot of srcDiv and sldDiv for gTLD: { .menu }.

### :: 2.749 Representative SLDs for gTLD: { .meo }

In this section, we collect representative SLDs related to gTLD: 'meo'. We found 7 unique SLDs after filtering. A total of 37563 records were considered representative and they are 81.708% of the gTLD dump. Since the total number of records for this gTLD is 37563, there are 0 non-representative records (NRep). In addition, this set comprises  $1.54E-5$  of the entire data-set. Table 2.547 shows the corresponding SLDs ordered by the level of importance. Figure 2.1093 shows the record count (PPM) for each representative SLD. Figure 2.1094 shows the binned scatter-plot of srcDiv and sldDiv.

► { .meo }  
Total SLDs: 7  
a-sldDiv: 81.708%  
a-oR: 0.002%  
NRep: 0

Individual SLD descriptors for gTLD: {meo}										
SLD	count	sldDiv	$\phi$ -sldDiv	ipcount	srcDiv	$\phi$ -srcDiv	oR	a-srcDiv	a-oR	rem
itt	0.018	0.398	1.000	6.93E-4	0.038	0.004	7.49E-6	0.398	7.49E-6	19274
INCATF	0.006	0.137	1.000	4.31E-4	0.068	0.010	2.58E-6	0.535	1.01E-5	12973
RANDOM13	0.005	0.101	1.000	4.54E-4	0.098	0.016	1.89E-6	0.635	1.2E-5	8349
INCATD	0.003	0.062	1.000	2.72E-4	0.095	0.016	1.18E-6	0.698	1.31E-5	5476
RANDOM10	0.002	0.046	1.000	1.58E-4	0.075	0.011	8.58E-7	0.744	1.4E-5	3382
INCATC	0.002	0.040	1.000	1.36E-4	0.074	0.011	7.54E-7	0.784	1.48E-5	1541
INVALID	0.002	0.034	1.000	1.17E-4	0.076	0.011	6.32E-7	0.817	1.54E-5	0

Table 2.547: Top 7 most significant SLDs for gTLD 'meo'. The SLD list holds 81.708% of the entries found in the gTLD and 1.54E-5 of the total number of entries for the entire experiment. **count** represents the number of records found for the SLD (in parts per million). **sldDiv** is the raw count divided by the number of records of this gTLD dump file. **oR** is the ratio of raw count to the total number of records of the experiment.  **$\phi$ -sldDiv** represents the  $\phi$  percentile of sldDiv on the entire data-set. **a-srcDiv** is the cumulative srcDiv variable. **a-oR** is the cumulative oR.

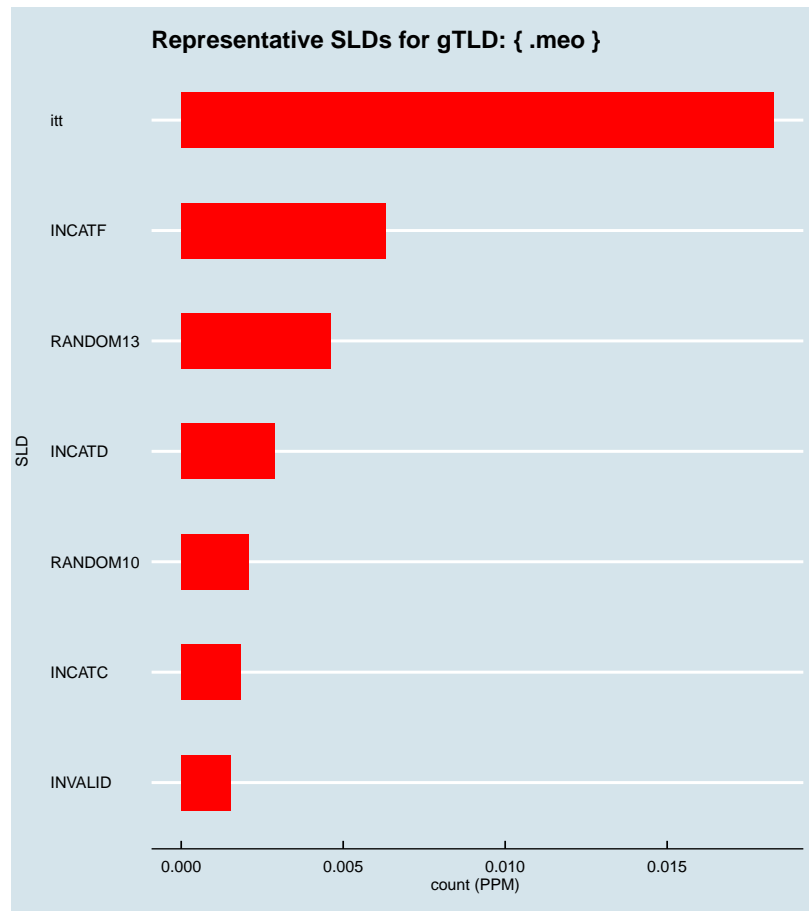


Figure 2.1093: Representative SLDs for gTLD: { .meo }. The  $x$  axis displays number of times (in parts per million) the corresponding SLD ( $y$  axis) was found in the gTLD.

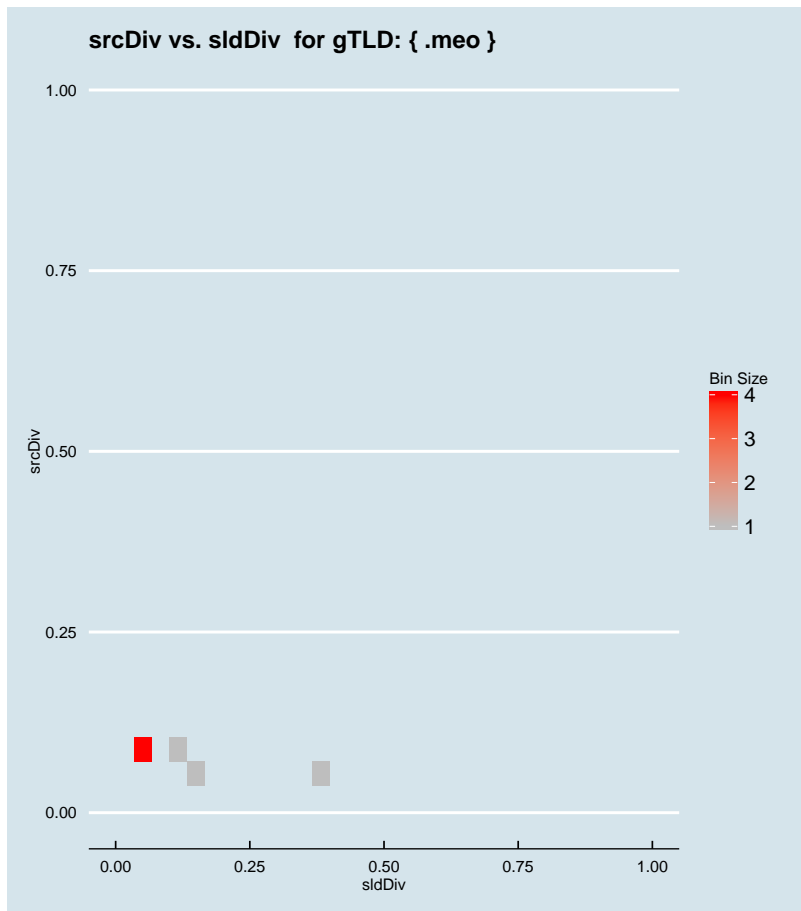


Figure 2.1094: Binned scatter-plot of srcDiv and sldDiv for gTLD: { .meo }.

∴ 2.750 Representative SLDs for gTLD: { .merck }

In this section, we collect representative SLDs related to gTLD: 'merck'. We found 0 unique SLDs after filtering. A total of 0 records were considered representative and they are 0.000% of the gTLD dump. Since the total number of records for this gTLD is 0, there are 0 non-representative records (NRep). In addition, this set comprises 0E0 of the entire data-set.

► { .merck }  
 Total SLDs: 0  
 a-sldDiv: 0.000%  
 a-oR: 0.000%  
 NRep: 0

∴ 2.751 Representative SLDs for gTLD: { .merckmsd }

In this section, we collect representative SLDs related to gTLD: 'merckmsd'. We found

► { .merckmsd }  
 Total SLDs: 0  
 a-sldDiv: 0.000%  
 a-oR: 0.000%  
 NRep: 0



0 unique SLDs after filtering. A total of 0 records were considered representative and they are 0.000% of the gTLD dump. Since the total number of records for this gTLD is 0, there are 0 non-representative records (NRep). In addition, this set comprises 0E0 of the entire data-set.

### :: 2.752 Representative SLDs for gTLD: {.metlife}

In this section, we collect representative SLDs related to gTLD: 'metlife'. We found 0 unique SLDs after filtering. A total of 0 records were considered representative and they are 0.000% of the gTLD dump. Since the total number of records for this gTLD is 0, there are 0 non-representative records (NRep). In addition, this set comprises 0E0 of the entire data-set.

▶ {.metlife}  
Total SLDs: 0  
a-sldDiv: 0.000%  
a-oR: 0.000%  
NRep: 0

### :: 2.753 Representative SLDs for gTLD: {.miami}

In this section, we collect representative SLDs related to gTLD: 'miami'. We found 23 unique SLDs after filtering. A total of 76710 records were considered representative and they are 79.547% of the gTLD dump. Since the total number of records for this gTLD is 76710, there are 0 non-representative records (NRep). In addition, this set comprises 3.14E-5 of the entire data-set. Table 2.548 shows the corresponding SLDs ordered by the level of importance. Figure 2.1095 shows the record count (PPM) for each representative SLD. Figure 2.1096 shows the binned scatter-plot of srcDiv and sldDiv.

▶ {.miami}  
Total SLDs: 23  
a-sldDiv: 79.547%  
a-oR: 0.003%  
NRep: 0

Individual SLD descriptors for gTLD: {.miami}										
SLD	count	sldDiv	$\phi$ -sldDiv	ipcount	srcDiv	$\phi$ -srcDiv	oR	a-srcDiv	a-oR	rem
INCATF	0.011	0.117	1.000	0.001	0.110	0.019	4.64E-6	0.117	4.64E-6	65387
INCATC	0.009	0.093	1.000	0.001	0.164	0.034	3.68E-6	0.210	8.32E-6	56419
RANDOM10	0.009	0.089	1.000	9.72E-4	0.113	0.020	3.51E-6	0.299	1.18E-5	47847
SHORTSLD	0.006	0.065	1.000	2.41E-4	0.038	0.004	2.57E-6	0.364	1.44E-5	41587
thefreshdi...	0.006	0.059	1.000	9.1E-5	0.016	0.001	2.35E-6	0.424	1.67E-5	35853
RANDOM13	0.005	0.057	1.000	6.02E-4	0.109	0.019	2.25E-6	0.481	1.9E-5	30355
imahouse	0.003	0.036	1.000	7.51E-4	0.218	0.051	1.41E-6	0.516	2.04E-5	26903
INVALID	0.003	0.033	1.000	2.96E-4	0.094	0.016	1.29E-6	0.549	2.17E-5	23759
backup	0.002	0.025	0.999	5E-6	0.002	5.3E-5	9.94E-7	0.574	2.27E-5	21334
backup-are...	0.002	0.022	0.999	6E-6	0.003	8.66E-5	8.77E-7	0.596	2.36E-5	19195
thefarmage...	0.002	0.019	0.999	7.51E-4	0.414	0.115	7.43E-7	0.615	2.43E-5	17383
draftp	0.002	0.019	0.999	6E-6	0.003	1.09E-4	7.33E-7	0.634	2.5E-5	15594
coremanage...	0.002	0.017	0.999	6E-6	0.004	1.28E-4	6.53E-7	0.650	2.57E-5	14000
ftp	0.001	0.015	0.999	7E-6	0.005	1.72E-4	6.11E-7	0.666	2.63E-5	12508
www-secure...	0.001	0.015	0.999	6E-6	0.004	1.4E-4	6.04E-7	0.681	2.69E-5	11034
edi-vpn	0.001	0.015	0.999	6E-6	0.004	1.42E-4	5.99E-7	0.696	2.75E-5	9572
integratio...	0.001	0.015	0.999	6E-6	0.004	1.44E-4	5.95E-7	0.711	2.81E-5	8121
adt-alegen...	0.001	0.015	0.999	6E-6	0.004	1.46E-4	5.91E-7	0.726	2.87E-5	6679
sftp	0.001	0.015	0.999	6E-6	0.004	1.5E-4	5.81E-7	0.741	2.93E-5	5262
INCATE	0.001	0.015	0.999	9.59E-4	0.685	0.233	5.74E-7	0.755	2.99E-5	3862
phonedir	0.001	0.014	0.999	7E-6	0.005	1.89E-4	5.67E-7	0.770	3.04E-5	2478
INCATB	0.001	0.013	0.999	6.27E-4	0.498	0.130	5.16E-7	0.783	3.09E-5	1218
phoneserve...	0.001	0.013	0.999	6E-6	0.005	1.84E-4	4.99E-7	0.795	3.14E-5	0

Table 2.548: Top 23 most significant SLDs for gTLD 'miami'. The SLD list holds 79.547% of the entries found in the gTLD and 3.14E-5 of the total number of entries for the entire experiment. **count** represents the number of records found for the SLD (in parts per million). **sldDiv** is the raw count divided by the number of records of this gTLD dump file. **oR** is the ratio of raw count to the total number of records of the experiment.  **$\phi$ -sldDiv** represents the  $\phi$  percentile of sldDiv on the entire data-set. **a-srcDiv** is the cumulative srcDiv variable. **a-oR** is the cumulative oR.

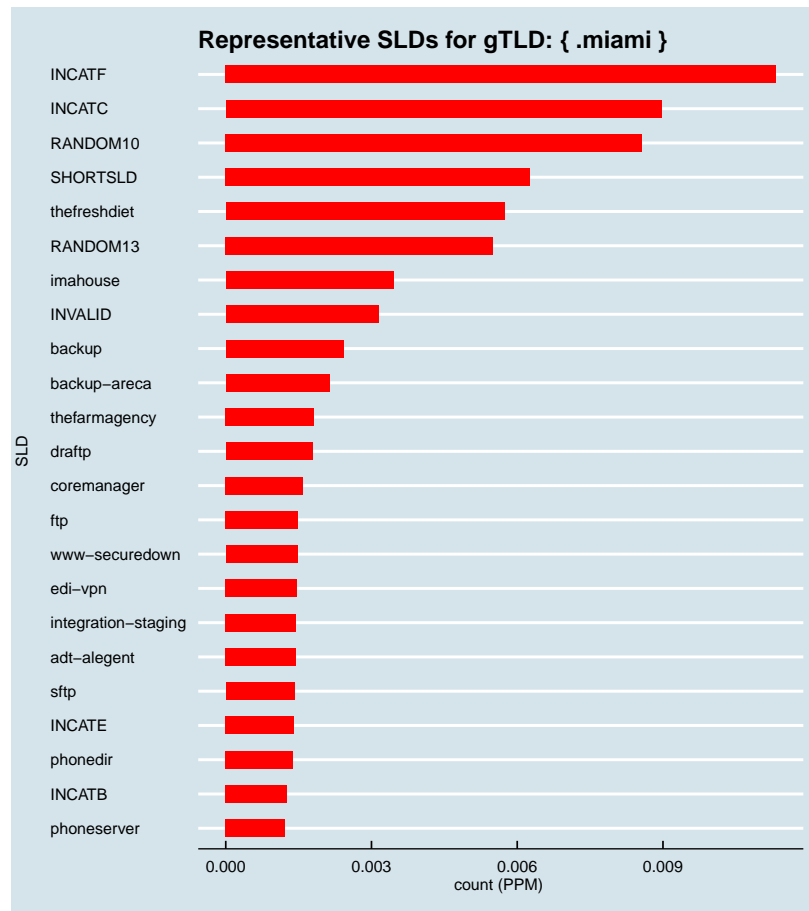


Figure 2.1095: Representative SLDs for gTLD: { .miami }. The  $x$  axis displays number of times (in parts per million) the corresponding SLD ( $y$  axis) was found in the gTLD.

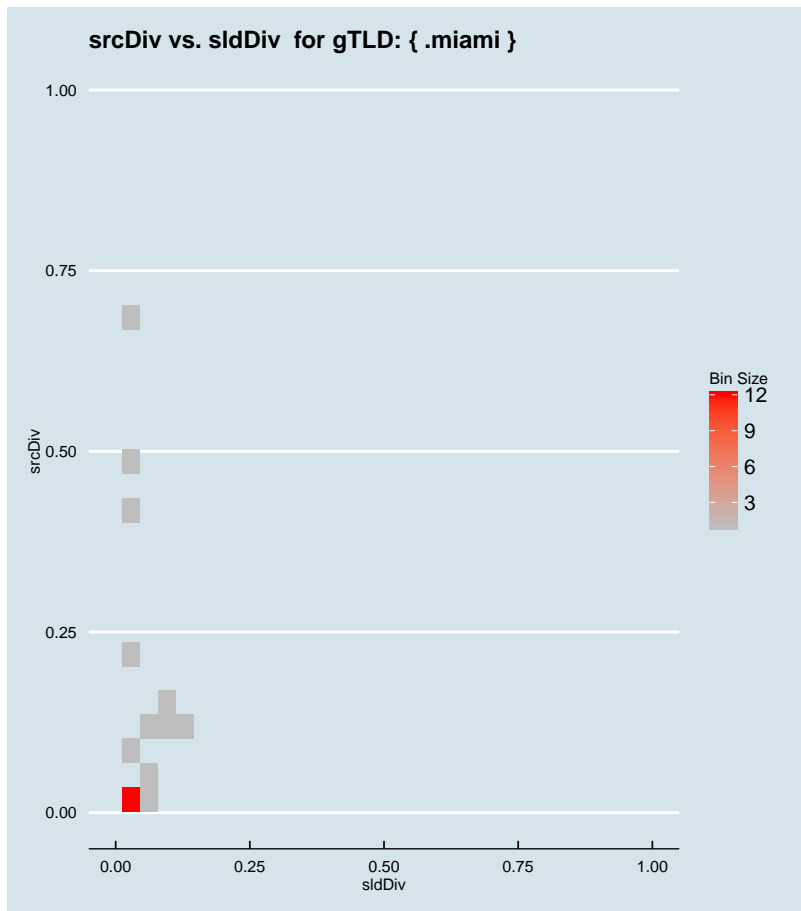


Figure 2.1096: Binned scatter-plot of srcDiv and sldDiv for gTLD: { .miami }.

### :: 2.754 Representative SLDs for gTLD: { .microsoft }

In this section, we collect representative SLDs related to gTLD: 'microsoft'. We found 20 unique SLDs after filtering. A total of 109277 records were considered representative and they are 76.528% of the gTLD dump. Since the total number of records for this gTLD is 109277, there are 0 non-representative records (NRep). In addition, this set comprises 4.48E-5 of the entire data-set. Table 2.549 shows the corresponding SLDs ordered by the level of importance. Figure 2.1097 shows the record count (PPM) for each representative SLD. Figure 2.1098 shows the binned scatter-plot of srcDiv and sldDiv.

► { .microsoft }  
 Total SLDs: 20  
 a-sldDiv: 76.528%  
 a-oR: 0.004%  
 NRep: 0

Individual SLD descriptors for gTLD: {microsoft}										
SLD	count	sldDiv	$\phi$ -sldDiv	ipcount	srcDiv	$\phi$ -srcDiv	oR	a-srcDiv	a-oR	rem
INVALID	0.021	0.146	1.000	0.001	0.051	0.006	8.56E-6	0.146	8.56E-6	88383
INCATC	0.013	0.094	1.000	0.004	0.327	0.082	5.52E-6	0.241	1.41E-5	74916
INCATB	0.012	0.085	1.000	0.001	0.110	0.019	4.97E-6	0.326	1.91E-5	62788
INCATE	0.011	0.075	1.000	0.007	0.624	0.202	4.41E-6	0.401	2.35E-5	52028
RANDOM10	0.008	0.054	1.000	0.001	0.145	0.030	3.17E-6	0.455	2.66E-5	44290
RANDOM13	0.008	0.054	1.000	7.95E-4	0.104	0.018	3.14E-6	0.509	2.98E-5	36616
INCATI	0.006	0.044	1.000	0.001	0.214	0.050	2.55E-6	0.552	3.23E-5	30388
INCATF	0.004	0.031	1.000	3.22E-4	0.073	0.011	1.81E-6	0.583	3.41E-5	25971
wpad	0.004	0.029	0.999	0.001	0.328	0.082	1.71E-6	0.613	3.58E-5	21806
schemas	0.003	0.022	0.999	0.001	0.391	0.106	1.26E-6	0.634	3.71E-5	18728
isatap	0.003	0.021	0.999	0.001	0.363	0.100	1.25E-6	0.656	3.84E-5	15676
SHORTSLD	0.003	0.021	0.999	0.001	0.460	0.126	1.24E-6	0.677	3.96E-5	12652
domain	0.002	0.016	0.999	1.35E-4	0.057	0.007	9.64E-7	0.693	4.06E-5	10299
messaging	0.002	0.013	0.999	5.26E-4	0.289	0.074	7.45E-7	0.706	4.13E-5	8481
manufactur...	0.002	0.012	0.999	7E-5	0.041	0.004	7.01E-7	0.718	4.2E-5	6771
update	0.001	0.010	0.999	2.45E-4	0.165	0.034	6.09E-7	0.728	4.26E-5	5285
INCATD	0.001	0.009	0.999	1.39E-4	0.104	0.018	5.47E-7	0.738	4.32E-5	3951
answers	0.001	0.009	0.999	6.35E-4	0.476	0.129	5.46E-7	0.747	4.37E-5	2618
msdn	0.001	0.009	0.999	0.001	0.756	0.261	5.43E-7	0.756	4.43E-5	1293
discussion...	0.001	0.009	0.999	4.03E-4	0.312	0.079	5.3E-7	0.765	4.48E-5	0

Table 2.549: Top 20 most significant SLDs for gTLD 'microsoft'. The SLD list holds 76.528% of the entries found in the gTLD and 4.48E-5 of the total number of entries for the entire experiment. **count** represents the number of records found for the SLD (in parts per million). **sldDiv** is the raw count divided by the number of records of this gTLD dump file. **oR** is the ratio of raw count to the total number of records of the experiment.  **$\phi$ -sldDiv** represents the  $\phi$  percentile of sldDiv on the entire data-set. **a-srcDiv** is the cumulative srcDiv variable. **a-oR** is the cumulative oR.



Figure 2.1097: Representative SLDs for gTLD: { .microsoft}. The x axis displays number of times (in parts per million) the corresponding SLD (y axis) was found in the gTLD.

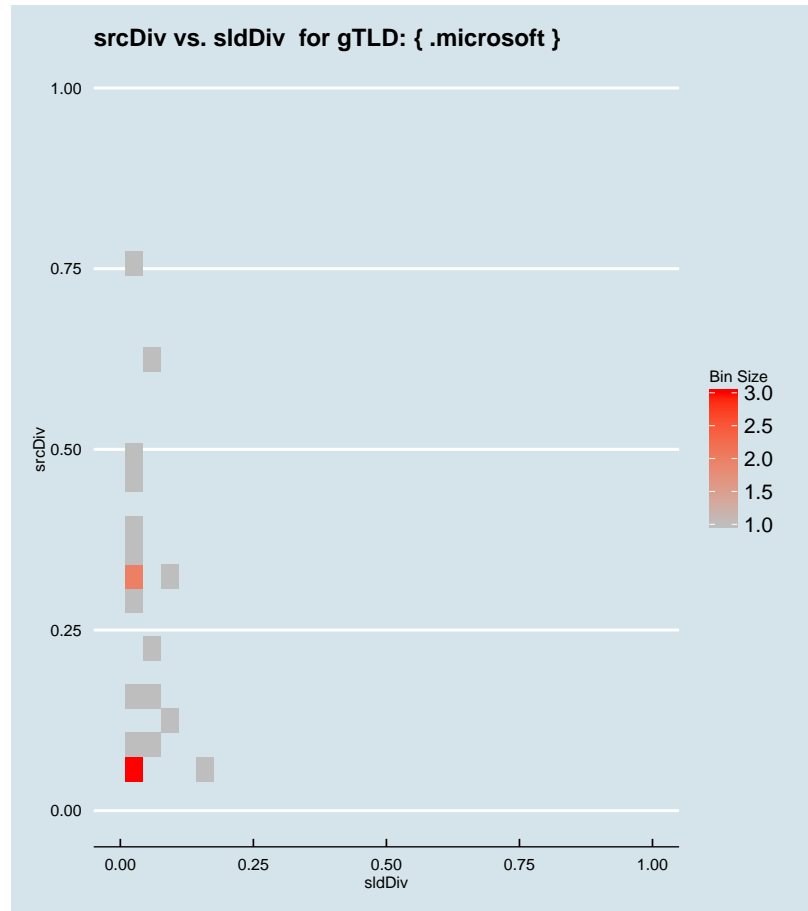


Figure 2.1098: Binned scatter-plot of srcDiv and sldDiv for gTLD: {.microsoft}.

### ∴ 2.755 Representative SLDs for gTLD: {.mih}

In this section, we collect representative SLDs related to gTLD: 'mih'. We found 0 unique SLDs after filtering. A total of 0 records were considered representative and they are 0.000% of the gTLD dump. Since the total number of records for this gTLD is 0, there are 0 non-representative records (NRep). In addition, this set comprises 0E0 of the entire data-set.

► {.mih}  
Total SLDs: 0  
a-sldDiv: 0.000%  
a-oR: 0.000%  
NRep: 0

### ∴ 2.756 Representative SLDs for gTLD: {.mii}

In this section, we collect representative SLDs related to gTLD: 'mii'. We found 5

► {.mii}  
Total SLDs: 5  
a-sldDiv: 83.345%  
a-oR: 0.001%  
NRep: 0

unique SLDs after filtering. A total of 26021 records were considered representative and they are 83.345% of the gTLD dump. Since the total number of records for this gTLD is 26021, there are 0 non-representative records (NRep). In addition, this set comprises  $1.07E-5$  of the entire data-set. Table 2.550 shows the corresponding SLDs ordered by the level of importance. Figure 2.1099 shows the record count (PPM) for each representative SLD. Figure 2.1100 shows the binned scatter-plot of srcDiv and sldDiv.

Individual SLD descriptors for gTLD: {mii}										
SLD	count	sldDiv	$\phi$ -sldDiv	ipcount	srcDiv	$\phi$ -srcDiv	oR	a-srcDiv	a-oR	rem
magint	0.012	0.397	1.000	0.001	0.092	0.015	$5.08E-6$	0.397	$5.08E-6$	13623
INCATF	0.009	0.281	1.000	$8.86E-4$	0.101	0.017	$3.59E-6$	0.678	$8.67E-6$	4860
RANDOM13	0.002	0.061	1.000	$3.87E-4$	0.204	0.048	$7.76E-7$	0.738	$9.45E-6$	2967
INCATC	0.002	0.053	1.000	$4.51E-4$	0.272	0.068	$6.79E-7$	0.792	$1.01E-5$	1309
INCATB	0.001	0.042	1.000	$2.06E-4$	0.157	0.032	$5.36E-7$	0.833	$1.07E-5$	0

Table 2.550: Top 5 most significant SLDs for gTLD 'mii'. The SLD list holds 83.345% of the entries found in the gTLD and  $1.07E-5$  of the total number of entries for the entire experiment. **count** represents the number of records found for the SLD (in parts per million). **sldDiv** is the raw count divided by the number of records of this gTLD dump file. **oR** is the ratio of raw count to the total number of records of the experiment.  **$\phi$ -sldDiv** represents the  $\phi$  percentile of sldDiv on the entire data-set. **a-srcDiv** is the cumulative srcDiv variable. **a-oR** is the cumulative oR.



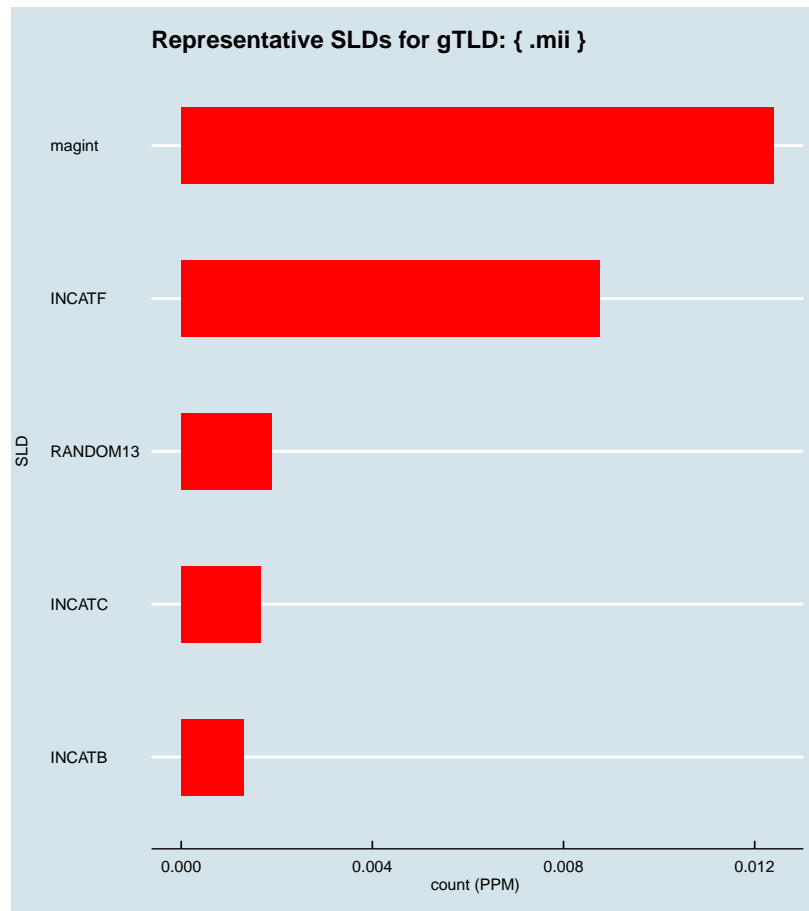


Figure 2.1099: Representative SLDs for gTLD: { .mii }. The  $x$  axis displays number of times (in parts per million) the corresponding SLD ( $y$  axis) was found in the gTLD.

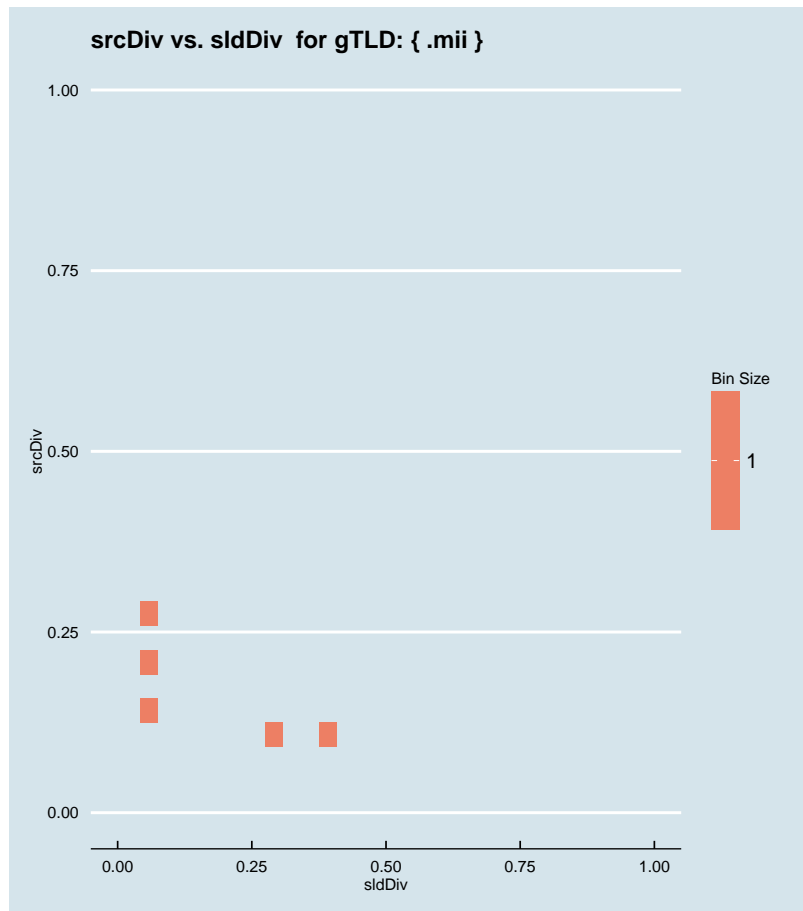


Figure 2.1100: Binned scatter-plot of srcDiv and sldDiv for gTLD: {.mii}.

### :: 2.757 Representative SLDs for gTLD: {.mini}

In this section, we collect representative SLDs related to gTLD: 'mini'. We found 15 unique SLDs after filtering. A total of 62900 records were considered representative and they are 76.053% of the gTLD dump. Since the total number of records for this gTLD is 62900, there are 0 non-representative records (NRep). In addition, this set comprises 2.58E−5 of the entire data-set. Table 2.551 shows the corresponding SLDs ordered by the level of importance. Figure 2.1101 shows the record count (PPM) for each representative SLD. Figure 2.1102 shows the binned scatter-plot of srcDiv and sldDiv.

► {.mini}  
 Total SLDs: 15  
 a-sldDiv: 76.053%  
 a-oR: 0.003%  
 NRep: 0

Individual SLD descriptors for gTLD: {mini}										
SLD	count	sldDiv	$\phi$ -sldDiv	ipcount	srcDiv	$\phi$ -srcDiv	oR	a-srcDiv	a-oR	rem
opera	0.010	0.123	1.000	0.002	0.242	0.057	4.16E-6	0.123	4.16E-6	52760
INCATB	0.009	0.111	1.000	0.001	0.131	0.025	3.76E-6	0.234	7.92E-6	43578
RANDOM13	0.008	0.097	1.000	8.51E-4	0.106	0.018	3.29E-6	0.331	1.12E-5	35540
INVALID	0.007	0.083	1.000	0.001	0.151	0.031	2.81E-6	0.414	1.4E-5	28688
mac	0.006	0.072	1.000	7.01E-4	0.118	0.021	2.44E-6	0.486	1.65E-5	22728
INCATE	0.004	0.045	1.000	0.002	0.624	0.202	1.52E-6	0.531	1.8E-5	19016
INCATC	0.003	0.041	1.000	0.001	0.299	0.076	1.4E-6	0.572	1.94E-5	15601
RANDOM10	0.003	0.040	1.000	7.45E-4	0.223	0.053	1.37E-6	0.612	2.08E-5	12253
wpad	0.003	0.038	1.000	0.001	0.383	0.105	1.27E-6	0.650	2.2E-5	9147
isatap	0.002	0.022	0.999	8.94E-4	0.493	0.130	7.44E-7	0.672	2.28E-5	7332
server	0.002	0.022	0.999	1.01E-4	0.056	0.007	7.43E-7	0.694	2.35E-5	5518
SHORTSLD	0.002	0.018	0.999	4.63E-4	0.303	0.077	6.27E-7	0.712	2.41E-5	3988
INCATF	0.001	0.017	0.999	4.13E-4	0.286	0.074	5.92E-7	0.730	2.47E-5	2543
header	0.001	0.016	0.999	2.45E-4	0.191	0.042	5.25E-7	0.745	2.53E-5	1261
serveur	0.001	0.015	0.999	4.1E-5	0.033	0.003	5.17E-7	0.761	2.58E-5	0

Table 2.551: Top 15 most significant SLDs for gTLD 'mini'. The SLD list holds 76.053% of the entries found in the gTLD and 2.58E-5 of the total number of entries for the entire experiment. **count** represents the number of records found for the SLD (in parts per million). **sldDiv** is the raw count divided by the number of records of this gTLD dump file. **oR** is the ratio of raw count to the total number of records of the experiment.  **$\phi$ -sldDiv** represents the  $\phi$  percentile of sldDiv on the entire data-set. **a-srcDiv** is the cumulative srcDiv variable. **a-oR** is the cumulative oR.

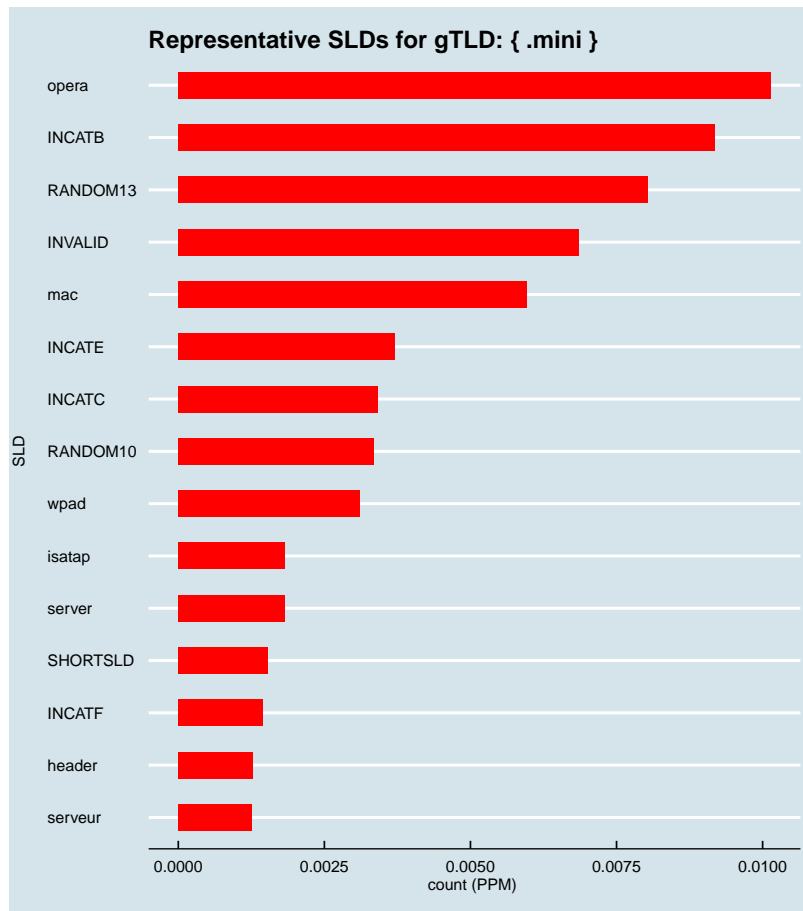


Figure 2.1101: Representative SLDs for gTLD: { .mini }. The *x* axis displays number of times (in parts per million) the corresponding SLD (*y* axis) was found in the gTLD.

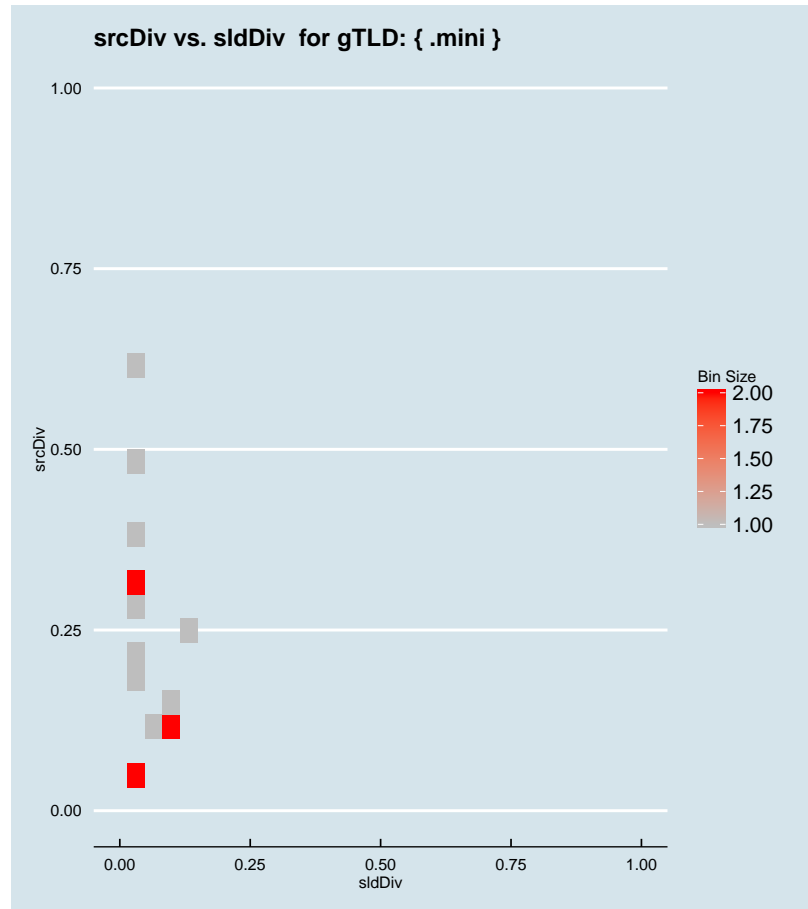


Figure 2.1102: Binned scatter-plot of srcDiv and sldDiv for gTLD: { .mini }.

### :: 2.758 Representative SLDs for gTLD: { .mint }

In this section, we collect representative SLDs related to gTLD: 'mint'. We found 4 unique SLDs after filtering. A total of 8888 records were considered representative and they are 51.949% of the gTLD dump. Since the total number of records for this gTLD is 8888, there are 0 non-representative records (NRep). In addition, this set comprises 3.64E-6 of the entire data-set. Table 2.552 shows the corresponding SLDs ordered by the level of importance. Figure 2.1103 shows the record count (PPM) for each representative SLD. Figure 2.1104 shows the binned scatter-plot of srcDiv and sldDiv.

► { .mint }  
Total SLDs: 4  
a-sldDiv: 51.949%  
a-oR: 0.000%  
NRep: 0



Individual SLD descriptors for gTLD: {,mint}										
SLD	count	sldDiv	$\phi$ -sldDiv	ipcount	srcDiv	$\phi$ -srcDiv	oR	a-srcDiv	a-oR	rem
RANDOM13	0.003	0.196	1.000	6.08E-4	0.181	0.039	1.38E-6	0.196	1.38E-6	5530
INVALID	0.003	0.164	1.000	4.15E-4	0.148	0.030	1.15E-6	0.360	2.53E-6	2725
INCATF	0.001	0.080	1.000	5.5E-5	0.040	0.004	5.61E-7	0.440	3.09E-6	1355
RANDOM10	0.001	0.079	1.000	2.36E-4	0.174	0.038	5.55E-7	0.519	3.64E-6	0

Table 2.552: Top 4 most significant SLDs for gTLD 'mint'. The SLD list holds 51.949% of the entries found in the gTLD and 3.64E-6 of the total number of entries for the entire experiment. **count** represents the number of records found for the SLD (in parts per million). **sldDiv** is the raw count divided by the number of records of this gTLD dump file. **oR** is the ratio of raw count to the total number of records of the experiment.  **$\phi$ -sldDiv** represents the  $\phi$  percentile of sldDiv on the entire data-set. **a-srcDiv** is the cumulative srcDiv variable. **a-oR** is the cumulative oR.

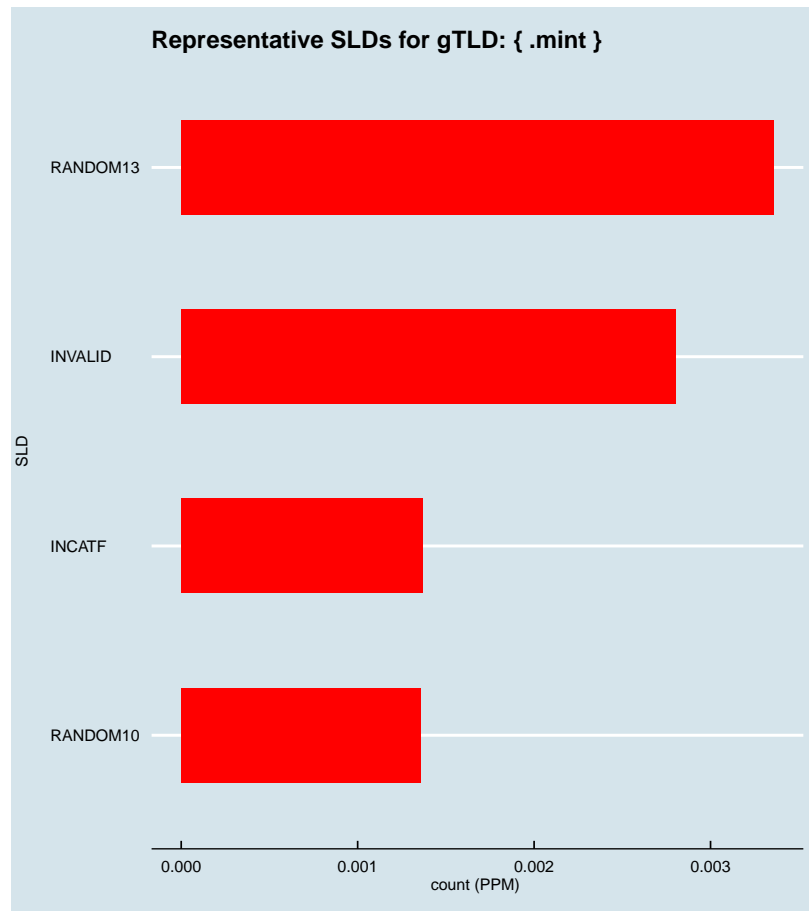


Figure 2.1103: Representative SLDs for gTLD: { .mint}. The  $x$  axis displays number of times (in parts per million) the corresponding SLD ( $y$  axis) was found in the gTLD.

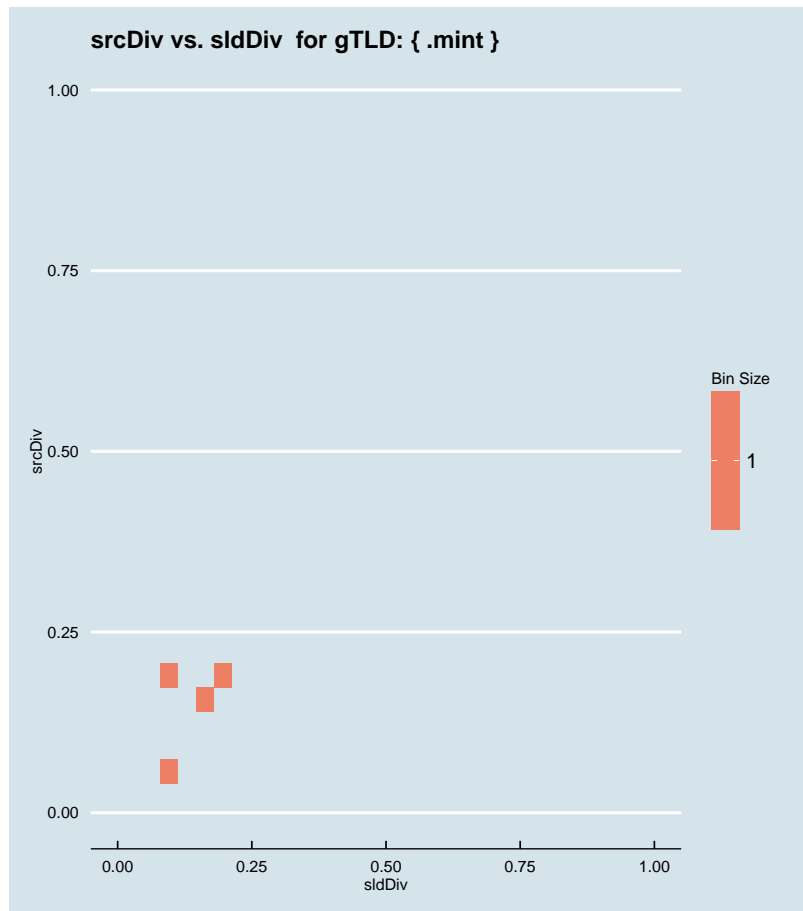


Figure 2.1104: Binned scatter-plot of srcDiv and sldDiv for gTLD: {.mint}.

### :: 2.759 Representative SLDs for gTLD: {.mit}

In this section, we collect representative SLDs related to gTLD: 'mit'. We found 24 unique SLDs after filtering. A total of 211818 records were considered representative and they are 77.657% of the gTLD dump. Since the total number of records for this gTLD is 211818, there are 0 non-representative records (NRep). In addition, this set comprises  $8.68E-5$  of the entire data-set. Table 2.553 shows the corresponding SLDs ordered by the level of importance. Figure 2.1105 shows the record count (PPM) for each representative SLD. Figure 2.1106 shows the binned scatter-plot of srcDiv and sldDiv.

► {.mit}  
 Total SLDs: 24  
 a-sldDiv: 77.657%  
 a-oR: 0.009%  
 NRep: 0



Individual SLD descriptors for gTLD: {mit}										
SLD	count	sldDiv	$\phi$ -sldDiv	ipcount	srcDiv	$\phi$ -srcDiv	oR	a-srcDiv	a-oR	rem
INCATF	0.031	0.114	1.000	0.002	0.061	0.008	1.28E-5	0.114	1.28E-5	180652
INCATC	0.029	0.107	1.000	0.004	0.121	0.022	1.2E-5	0.221	2.47E-5	151429
RANDOM13	0.025	0.093	1.000	0.001	0.059	0.008	1.03E-5	0.314	3.51E-5	126180
RANDOM10	0.020	0.072	1.000	0.001	0.059	0.008	8.03E-6	0.386	4.31E-5	106589
taji	0.017	0.061	1.000	6.55E-4	0.040	0.004	6.78E-6	0.446	4.99E-5	90043
bdsc	0.014	0.051	1.000	2.1E-4	0.015	9.48E-4	5.71E-6	0.498	5.56E-5	76113
INVALID	0.009	0.032	1.000	0.001	0.120	0.022	3.56E-6	0.529	5.92E-5	67419
union3	0.008	0.029	0.999	2.18E-4	0.027	0.002	3.28E-6	0.559	6.25E-5	59419
vbc	0.007	0.026	0.999	3.31E-4	0.046	0.005	2.92E-6	0.585	6.54E-5	52296
alum	0.007	0.025	0.999	0.003	0.471	0.128	2.83E-6	0.610	6.82E-5	45379
INCATB	0.006	0.021	0.999	0.002	0.294	0.075	2.4E-6	0.632	7.06E-5	39518
irc4080	0.005	0.020	0.999	1E-5	0.002	4.41E-5	2.25E-6	0.652	7.29E-5	34025
prd-mta-20...	0.005	0.018	0.999	5.25E-4	0.107	0.019	2.01E-6	0.670	7.49E-5	29109
wpad	0.005	0.017	0.999	0.001	0.254	0.065	1.94E-6	0.687	7.68E-5	24383
INCATD	0.004	0.015	0.999	2.13E-4	0.054	0.007	1.62E-6	0.702	7.84E-5	20418
isatap	0.003	0.012	0.999	9.68E-4	0.302	0.077	1.31E-6	0.713	7.98E-5	17212
mittmg	0.003	0.012	0.999	8E-6	0.003	7.43E-5	1.3E-6	0.725	8.11E-5	14039
shield	0.003	0.011	0.999	1.82E-4	0.061	0.008	1.21E-6	0.736	8.23E-5	11077
SHORTSLD	0.002	0.009	0.999	0.001	0.433	0.120	9.97E-7	0.745	8.33E-5	8645
lcs	0.002	0.008	0.999	6.86E-4	0.317	0.080	8.86E-7	0.753	8.41E-5	6482
welcome	0.002	0.008	0.999	0.001	0.487	0.130	8.48E-7	0.760	8.5E-5	4413
prd-ast-00...	0.002	0.006	0.999	2E-5	0.011	6.11E-4	7.21E-7	0.767	8.57E-5	2653
satherkbr-...	0.001	0.005	0.999	7E-6	0.005	1.89E-4	5.68E-7	0.772	8.63E-5	1267
mittermeie...	0.001	0.005	0.999	1.9E-5	0.015	9.41E-4	5.19E-7	0.777	8.68E-5	0

Table 2.553: Top 24 most significant SLDs for gTLD 'mit'. The SLD list holds 77.657% of the entries found in the gTLD and 8.68E-5 of the total number of entries for the entire experiment. **count** represents the number of records found for the SLD (in parts per million). **sldDiv** is the raw count divided by the number of records of this gTLD dump file. **oR** is the ratio of raw count to the total number of records of the experiment.  **$\phi$ -sldDiv** represents the  $\phi$  percentile of sldDiv on the entire data-set. **a-srcDiv** is the cumulative srcDiv variable. **a-oR** is the cumulative oR.



Figure 2.1105: Representative SLDs for gTLD: { .mit}. The x axis displays number of times (in parts per million) the corresponding SLD (y axis) was found in the gTLD.

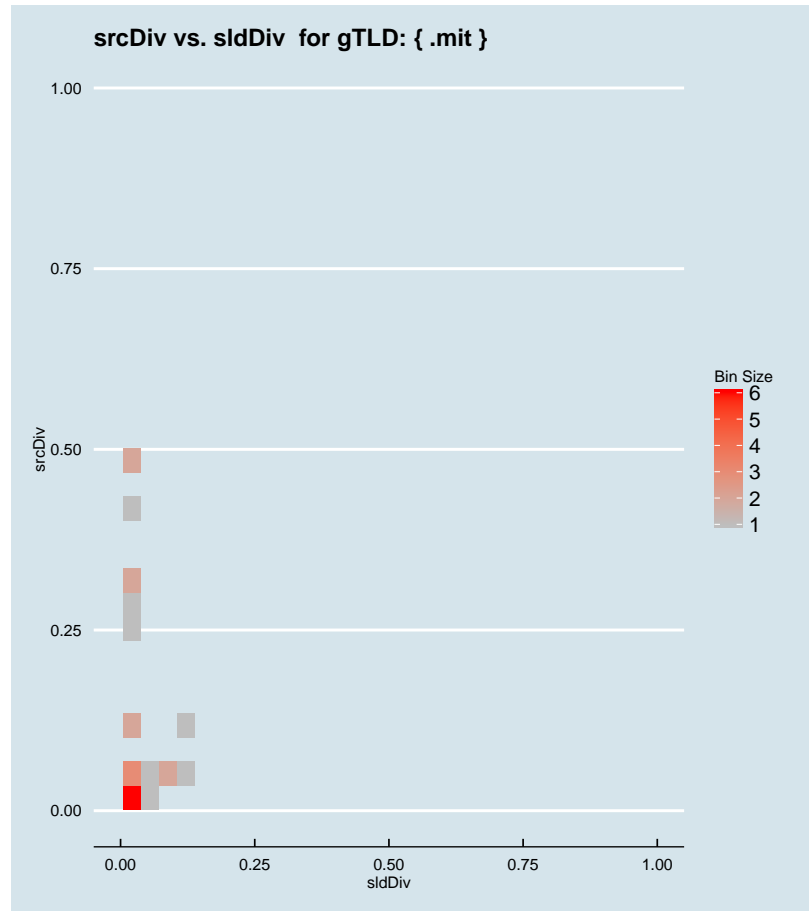


Figure 2.1106: Binned scatter-plot of srcDiv and sldDiv for gTLD: {.mit}.

### ∴ 2.760 Representative SLDs for gTLD: {.mitek}

In this section, we collect representative SLDs related to gTLD: 'mitek'. We found 0 unique SLDs after filtering. A total of 0 records were considered representative and they are 0.000% of the gTLD dump. Since the total number of records for this gTLD is 0, there are 0 non-representative records (NRep). In addition, this set comprises 0E0 of the entire data-set.

► {.mitek}  
Total SLDs: 0  
a-sldDiv: 0.000%  
a-oR: 0.000%  
NRep: 0

### ∴ 2.761 Representative SLDs for gTLD: {.mitsubishi}

In this section, we collect representative SLDs related to gTLD: 'mitsubishi'. We found

► {.mitsubishi}  
Total SLDs: 1  
a-sldDiv: 18.604%  
a-oR: 0.000%  
NRep: 0

1 unique SLDs after filtering. A total of 2037 records were considered representative and they are 18.604% of the gTLD dump. Since the total number of records for this gTLD is 2037, there are 0 non-representative records (NRep). In addition, this set comprises  $8.35E-7$  of the entire data-set. Table 2.554 shows the corresponding SLDs ordered by the level of importance. Figure 2.1107 shows the record count (PPM) for each representative SLD. Figure 2.1108 shows the binned scatter-plot of srcDiv and sldDiv.

Individual SLD descriptors for gTLD: {.mitsubishi}										
SLD	count	sldDiv	$\phi$ -sldDiv	ipcount	srcDiv	$\phi$ -srcDiv	oR	a-srcDiv	a-oR	rem
INVALID	0.002	0.186	1.000	$1.18E-4$	0.058	0.007	$8.35E-7$	0.186	$8.35E-7$	0

Table 2.554: Top 1 most significant SLDs for gTLD 'mitsubishi'. The SLD list holds 18.604% of the entries found in the gTLD and  $8.35E-7$  of the total number of entries for the entire experiment. **count** represents the number of records found for the SLD (in parts per million). **sldDiv** is the raw count divided by the number of records of this gTLD dump file. **oR** is the ratio of raw count to the total number of records of the experiment.  **$\phi$ -sldDiv** represents the  $\phi$  percentile of sldDiv on the entire data-set. **a-srcDiv** is the cumulative srcDiv variable. **a-oR** is the cumulative oR.




Figure 2.1107: Representative SLDs for gTLD: { .mitsubishi}. The  $x$  axis displays number of times (in parts per million) the corresponding SLD ( $y$  axis) was found in the gTLD.

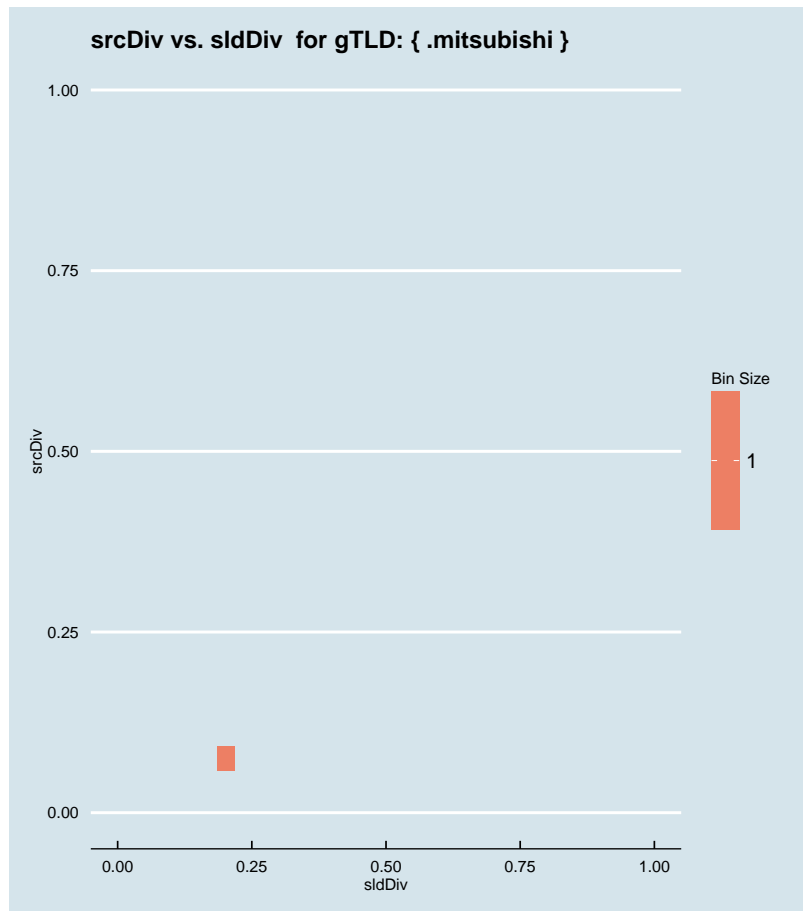


Figure 2.1108: Binned scatter-plot of srcDiv and sldDiv for gTLD: { .mitsubishi}.

### :: 2.762 Representative SLDs for gTLD: { .mlb }

In this section, we collect representative SLDs related to gTLD: 'mlb'. We found 7 unique SLDs after filtering. A total of 43920 records were considered representative and they are 84.978% of the gTLD dump. Since the total number of records for this gTLD is 43920, there are 0 non-representative records (NRep). In addition, this set comprises 1.8E-5 of the entire data-set. Table 2.555 shows the corresponding SLDs ordered by the level of importance. Figure 2.1109 shows the record count (PPM) for each representative SLD. Figure 2.1110 shows the binned scatter-plot of srcDiv and sldDiv.

► { .mlb }  
 Total SLDs: 7  
 a-sldDiv: 84.978%  
 a-oR: 0.002%  
 NRep: 0

Individual SLD descriptors for gTLD: {.mlb}										
SLD	count	sldDiv	$\phi$ -sldDiv	ipcount	srcDiv	$\phi$ -srcDiv	oR	a-srcDiv	a-oR	rem
braves	0.019	0.365	1.000	0.001	0.078	0.012	7.73E-6	0.365	7.73E-6	25058
INCATF	0.012	0.232	1.000	0.001	0.121	0.022	4.92E-6	0.597	1.26E-5	13059
INCATE	0.005	0.091	1.000	0.002	0.521	0.178	1.93E-6	0.688	1.46E-5	8340
INCATC	0.003	0.057	1.000	0.001	0.402	0.114	1.2E-6	0.745	1.58E-5	5419
RANDOM10	0.002	0.047	1.000	2.2E-4	0.091	0.015	9.88E-7	0.792	1.68E-5	3009
RANDOM13	0.002	0.029	0.999	4.95E-4	0.327	0.082	6.2E-7	0.821	1.74E-5	1496
INCATB	0.001	0.029	0.999	5.6E-4	0.374	0.102	6.13E-7	0.850	1.8E-5	0

Table 2.555: Top 7 most significant SLDs for gTLD 'mlb'. The SLD list holds 84.978% of the entries found in the gTLD and 1.8E-5 of the total number of entries for the entire experiment. **count** represents the number of records found for the SLD (in parts per million). **sldDiv** is the raw count divided by the number of records of this gTLD dump file. **oR** is the ratio of raw count to the total number of records of the experiment.  **$\phi$ -sldDiv** represents the  $\phi$  percentile of sldDiv on the entire data-set. **a-srcDiv** is the cumulative srcDiv variable. **a-oR** is the cumulative oR.

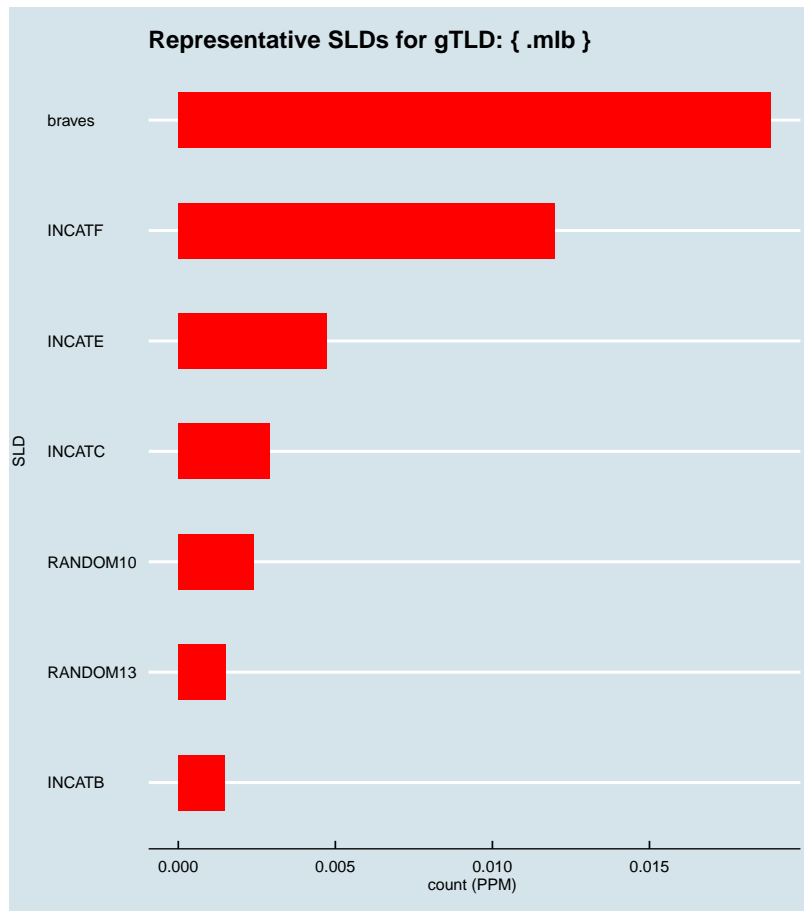


Figure 2.1109: Representative SLDs for gTLD: { .mlb }. The *x* axis displays number of times (in parts per million) the corresponding SLD (*y* axis) was found in the gTLD.



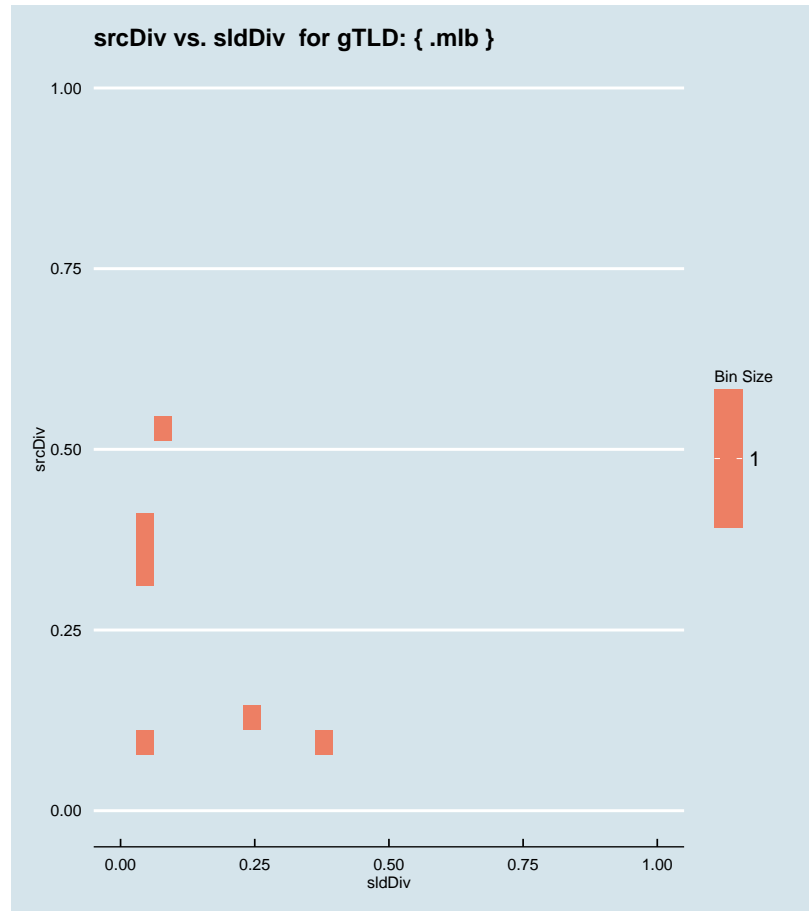


Figure 2.1110: Binned scatter-plot of srcDiv and sldDiv for gTLD: { .mlb }.

### :: 2.763 Representative SLDs for gTLD: { .mls }

In this section, we collect representative SLDs related to gTLD: 'mls'. We found 7 unique SLDs after filtering. A total of 49873 records were considered representative and they are 82.518% of the gTLD dump. Since the total number of records for this gTLD is 49873, there are 0 non-representative records (NRep). In addition, this set comprises 2.04E-5 of the entire data-set. Table 2.556 shows the corresponding SLDs ordered by the level of importance. Figure 2.1111 shows the record count (PPM) for each representative SLD. Figure 2.1112 shows the binned scatter-plot of srcDiv and sldDiv.

► { .mls }  
Total SLDs: 7  
a-sldDiv: 82.518%  
a-oR: 0.002%  
NRep: 0

Individual SLD descriptors for gTLD: {mils}										
SLD	count	sldDiv	$\phi$ -sldDiv	ipcount	srcDiv	$\phi$ -srcDiv	oR	a-srcDiv	a-oR	rem
INVALID	0.027	0.447	1.000	4.86E-4	0.018	0.001	1.11E-5	0.447	1.11E-5	22874
INCATB	0.008	0.127	1.000	2.66E-4	0.035	0.003	3.14E-6	0.573	1.42E-5	15213
INCATF	0.007	0.113	1.000	4.69E-4	0.068	0.010	2.81E-6	0.687	1.7E-5	8356
RANDOM13	0.003	0.046	1.000	3.97E-4	0.143	0.029	1.13E-6	0.733	1.81E-5	5589
ceme-holdi...	0.002	0.034	1.000	1.16E-4	0.057	0.007	8.36E-7	0.766	1.9E-5	3548
citrix	0.002	0.031	1.000	2E-4	0.105	0.018	7.79E-7	0.798	1.98E-5	1647
INCATE	0.002	0.027	0.999	9.43E-4	0.573	0.190	6.75E-7	0.825	2.04E-5	0

Table 2.556: Top 7 most significant SLDs for gTLD 'mils'. The SLD list holds 82.518% of the entries found in the gTLD and 2.04E-5 of the total number of entries for the entire experiment. **count** represents the number of records found for the SLD (in parts per million). **sldDiv** is the raw count divided by the number of records of this gTLD dump file. **oR** is the ratio of raw count to the total number of records of the experiment.  **$\phi$ -sldDiv** represents the  $\phi$  percentile of sldDiv on the entire data-set. **a-srcDiv** is the cumulative srcDiv variable. **a-oR** is the cumulative oR.

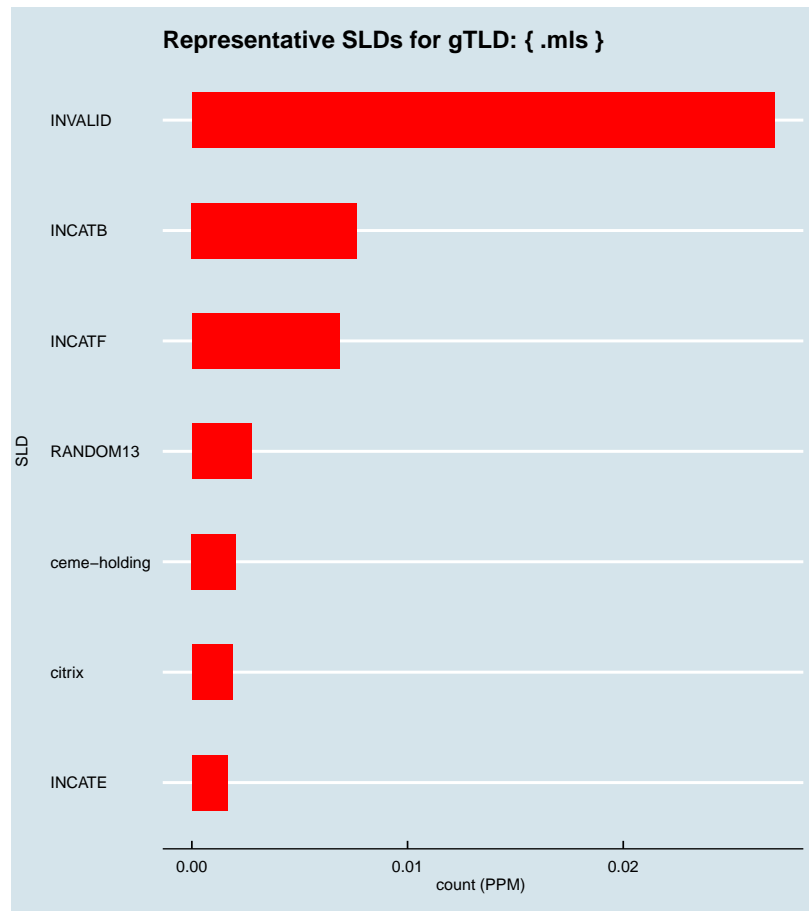


Figure 2.1111: Representative SLDs for gTLD: { .mls}. The  $x$  axis displays number of times (in parts per million) the corresponding SLD ( $y$  axis) was found in the gTLD.

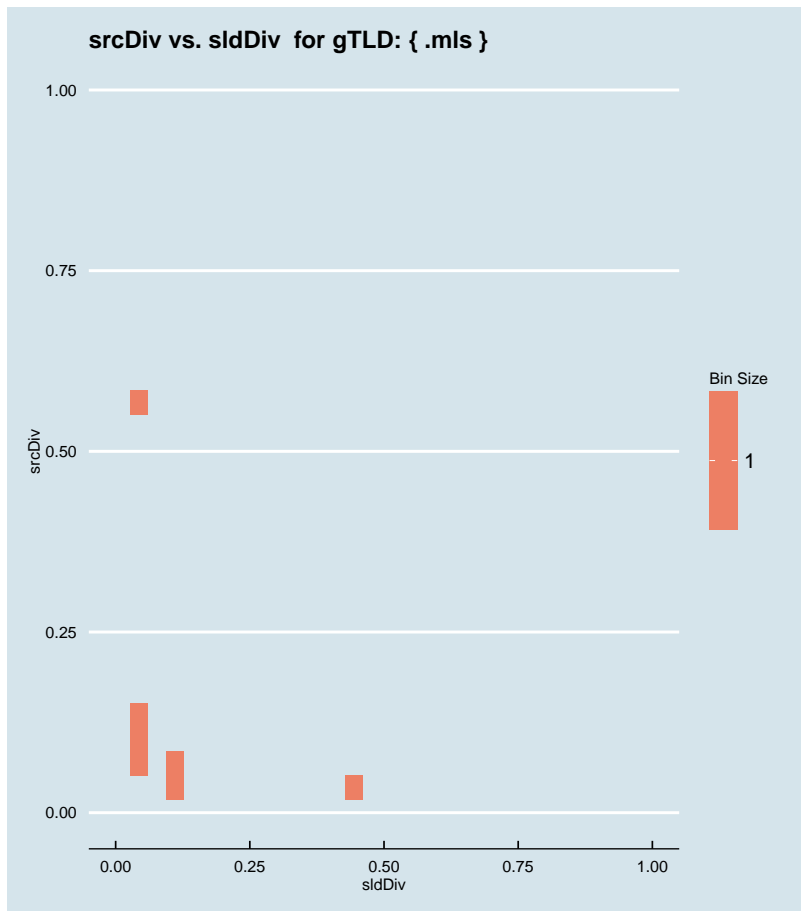


Figure 2.1112: Binned scatter-plot of srcDiv and sldDiv for gTLD: { .mls }.

### :: 2.764 Representative SLDs for gTLD: { .mma }

In this section, we collect representative SLDs related to gTLD: 'mma'. We found 10 unique SLDs after filtering. A total of 41988 records were considered representative and they are 71.454% of the gTLD dump. Since the total number of records for this gTLD is 41988, there are 0 non-representative records (NRep). In addition, this set comprises  $1.72E-5$  of the entire data-set. Table 2.557 shows the corresponding SLDs ordered by the level of importance. Figure 2.1113 shows the record count (PPM) for each representative SLD. Figure 2.1114 shows the binned scatter-plot of srcDiv and sldDiv.

► { .mma }  
 Total SLDs: 10  
 a-sldDiv: 71.454%  
 a-oR: 0.002%  
 NRep: 0

Individual SLD descriptors for gTLD: {.mma}										
SLD	count	sldDiv	$\phi$ -sldDiv	ipcount	srcDiv	$\phi$ -srcDiv	oR	a-srcDiv	a-oR	rem
campus	0.012	0.197	1.000	5.61E-4	0.049	0.006	4.73E-6	0.197	4.73E-6	30441
INCATF	0.009	0.146	1.000	6.78E-4	0.079	0.012	3.51E-6	0.342	8.24E-6	21885
RANDOM13	0.006	0.097	1.000	4.84E-4	0.084	0.013	2.35E-6	0.440	1.06E-5	16157
RANDOM10	0.005	0.080	1.000	2.8E-4	0.060	0.008	1.93E-6	0.520	1.25E-5	11452
INCATB	0.002	0.042	1.000	4.75E-4	0.193	0.042	1.01E-6	0.561	1.35E-5	8995
INCATC	0.002	0.038	1.000	5.61E-4	0.249	0.057	9.22E-7	0.600	1.44E-5	6746
INVALID	0.002	0.033	1.000	2.75E-4	0.140	0.027	8.05E-7	0.633	1.52E-5	4782
wpad	0.002	0.030	1.000	3.87E-4	0.218	0.051	7.27E-7	0.663	1.6E-5	3009
npiab3401	0.002	0.028	0.999	6E-6	0.004	1.24E-4	6.68E-7	0.691	1.66E-5	1379
isatap	0.001	0.023	0.999	3.95E-4	0.286	0.074	5.65E-7	0.715	1.72E-5	0

Table 2.557: Top 10 most significant SLDs for gTLD 'mma'. The SLD list holds 71.454% of the entries found in the gTLD and 1.72E-5 of the total number of entries for the entire experiment. **count** represents the number of records found for the SLD (in parts per million). **sldDiv** is the raw count divided by the number of records of this gTLD dump file. **oR** is the ratio of raw count to the total number of records of the experiment.  **$\phi$ -sldDiv** represents the  $\phi$  percentile of sldDiv on the entire data-set. **a-srcDiv** is the cumulative srcDiv variable. **a-oR** is the cumulative oR.

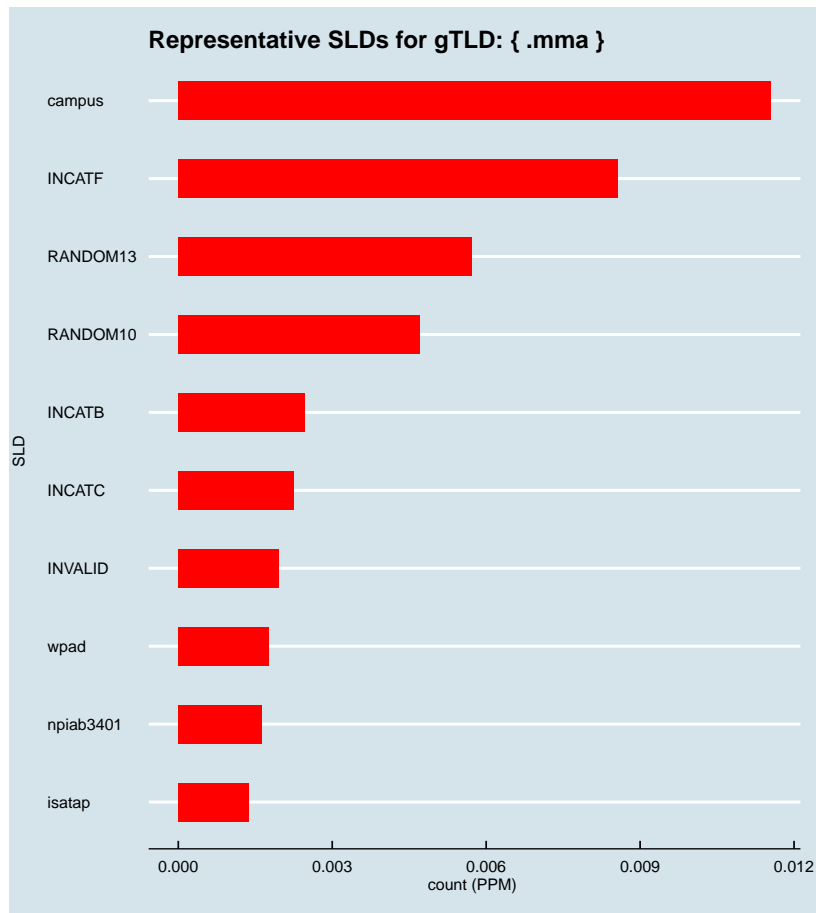


Figure 2.1113: Representative SLDs for gTLD: { .mma }. The *x* axis displays number of times (in parts per million) the corresponding SLD (*y* axis) was found in the gTLD.

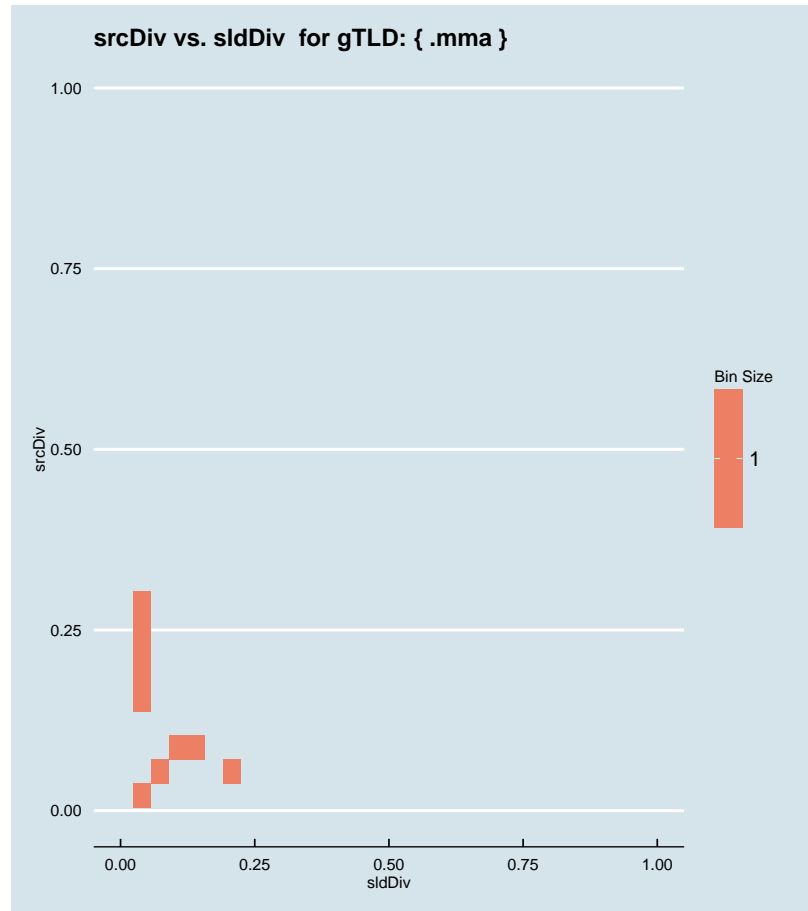


Figure 2.1114: Binned scatter-plot of srcDiv and sldDiv for gTLD: { .mma }.

### :: 2.765 Representative SLDs for gTLD: { .mnet }

In this section, we collect representative SLDs related to gTLD: 'mnet'. We found 20 unique SLDs after filtering. A total of 2675171 records were considered representative and they are 98.710% of the gTLD dump. Since the total number of records for this gTLD is 2675171, there are 0 non-representative records (NRep). In addition, this set comprises 0.001 of the entire data-set. Table 2.558 shows the corresponding SLDs ordered by the level of importance. Figure 2.1115 shows the record count (PPM) for each representative SLD. Figure 2.1116 shows the binned scatter-plot of srcDiv and sldDiv.

► { .mnet }  
Total SLDs: 20  
a-sldDiv: 98.710%  
a-oR: 0.110%  
NRep: 0

Individual SLD descriptors for gTLD: {.mnet}										
SLD	count	sldDiv	$\phi$ -sldDiv	ipcount	srcDiv	$\phi$ -srcDiv	oR	a-srcDiv	a-oR	rem
eu2	0.656	0.242	1.000	0.017	0.025	0.002	2.69E-4	0.242	2.69E-4	2018704
INCATF	0.608	0.224	1.000	0.021	0.035	0.003	2.49E-4	0.467	5.18E-4	1410731
am1	0.573	0.211	1.000	0.016	0.028	0.002	2.35E-4	0.678	7.53E-4	837662
as1	0.320	0.118	1.000	0.009	0.027	0.002	1.31E-4	0.796	8.84E-4	518138
eu1	0.286	0.105	1.000	0.008	0.029	0.003	1.17E-4	0.901	0.001	232611
RANDOM13	0.111	0.041	1.000	0.004	0.032	0.003	4.57E-5	0.942	0.001	121155
INCATD	0.045	0.017	0.999	0.004	0.096	0.016	1.85E-5	0.959	0.001	75995
INVALID	0.019	0.007	0.999	0.003	0.159	0.033	7.94E-6	0.966	0.001	56631
INCATC	0.012	0.005	0.999	0.004	0.358	0.099	5.04E-6	0.971	0.001	44340
INCATB	0.012	0.004	0.999	7.57E-4	0.064	0.009	4.86E-6	0.975	0.001	32475
RANDOM10	0.007	0.003	0.998	0.001	0.188	0.042	2.86E-6	0.978	0.001	25487
INCATE	0.005	0.002	0.998	0.003	0.548	0.183	2.14E-6	0.980	0.001	20273
wpad	0.004	0.002	0.997	8.76E-4	0.199	0.043	1.81E-6	0.981	0.001	15860
isatap	0.004	0.001	0.997	0.001	0.308	0.079	1.49E-6	0.983	0.001	12229
sbcglobal	0.003	9.94E-4	0.996	0.001	0.483	0.129	1.1E-6	0.984	0.001	9534
verizon	0.003	9.73E-4	0.996	0.002	0.591	0.192	1.08E-6	0.985	0.001	6896
att	0.002	8.28E-4	0.996	0.001	0.562	0.186	9.2E-7	0.985	0.001	4651
charter	0.002	6.21E-4	0.995	7.45E-4	0.442	0.122	6.9E-7	0.986	0.001	2967
cox	0.002	5.62E-4	0.995	7.81E-4	0.513	0.178	6.24E-7	0.987	0.001	1445
bellsouth	0.001	5.33E-4	0.994	7.24E-4	0.501	0.177	5.92E-7	0.987	0.001	0

Table 2.558: Top 20 most significant SLDs for gTLD 'mnet'. The SLD list holds 98.710% of the entries found in the gTLD and 0.001 of the total number of entries for the entire experiment. **count** represents the number of records found for the SLD (in parts per million). **sldDiv** is the raw count divided by the number of records of this gTLD dump file. **oR** is the ratio of raw count to the total number of records of the experiment.  **$\phi$ -sldDiv** represents the  $\phi$  percentile of sldDiv on the entire data-set. **a-srcDiv** is the cumulative srcDiv variable. **a-oR** is the cumulative oR.



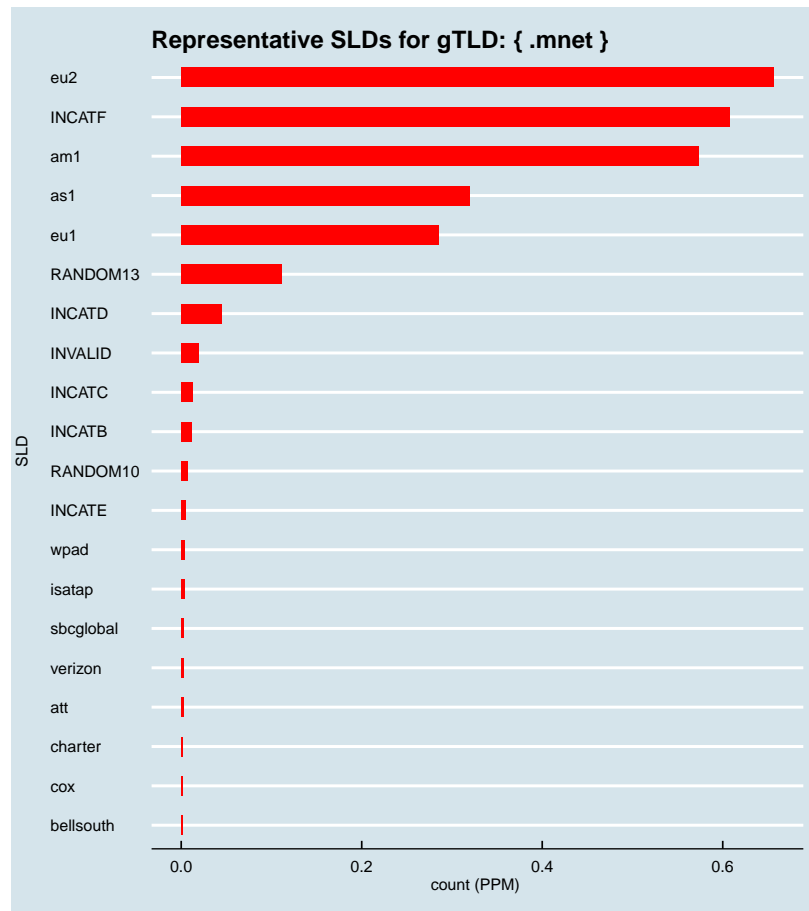


Figure 2.1115: Representative SLDs for gTLD: { .mnet }. The x axis displays number of times (in parts per million) the corresponding SLD (y axis) was found in the gTLD.

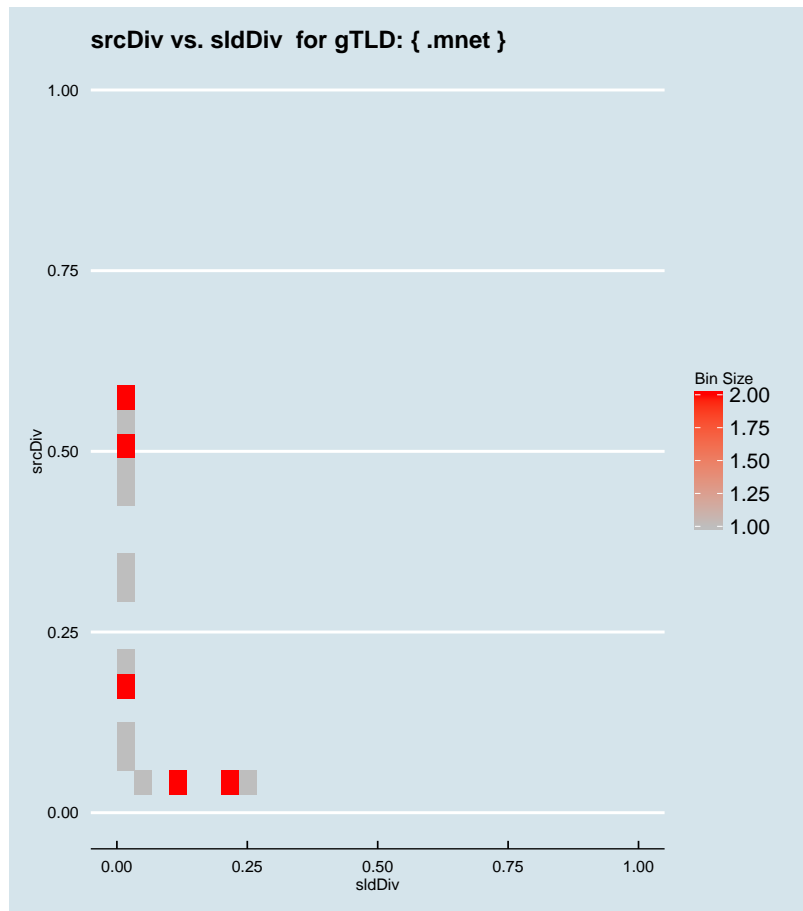


Figure 2.1116: Binned scatter-plot of srcDiv and sldDiv for gTLD: { .mnet}.

### :: 2.766 Representative SLDs for gTLD: { .mobile }

In this section, we collect representative SLDs related to gTLD: 'mobile'. We found 22 unique SLDs after filtering. A total of 243563 records were considered representative and they are 78.738% of the gTLD dump. Since the total number of records for this gTLD is 243563, there are 0 non-representative records (NRep). In addition, this set comprises  $9.98E-5$  of the entire data-set. Table 2.559 shows the corresponding SLDs ordered by the level of importance. Figure 2.1117 shows the record count (PPM) for each representative SLD. Figure 2.1118 shows the binned scatter-plot of srcDiv and sldDiv.

► { .mobile }  
 Total SLDs: 22  
 a-sldDiv: 78.738%  
 a-oR: 0.010%  
 NRep: 0

Individual SLD descriptors for gTLD: {.mobile}										
SLD	count	sldDiv	$\phi$ -sldDiv	ipcount	srcDiv	$\phi$ -srcDiv	oR	a-srcDiv	a-oR	rem
ucopia	0.065	0.210	1.000	0.002	0.038	0.004	2.66E-5	0.210	2.66E-5	178638
INCATC	0.050	0.160	1.000	0.008	0.158	0.033	2.03E-5	0.370	4.69E-5	129021
INCATB	0.023	0.074	1.000	0.004	0.189	0.042	9.39E-6	0.444	5.63E-5	106097
hotspot	0.020	0.063	1.000	6.79E-4	0.035	0.003	8.02E-6	0.508	6.44E-5	86531
RANDOM13	0.016	0.051	1.000	0.001	0.066	0.009	6.47E-6	0.559	7.08E-5	70743
INVALID	0.015	0.049	1.000	0.001	0.082	0.012	6.25E-6	0.608	7.71E-5	55490
INCATF	0.010	0.031	1.000	9.03E-4	0.094	0.016	3.93E-6	0.639	8.1E-5	45909
RANDOM10	0.009	0.029	0.999	0.002	0.192	0.042	3.65E-6	0.668	8.47E-5	36993
SHORTSLD	0.007	0.023	0.999	0.002	0.339	0.096	2.95E-6	0.691	8.76E-5	29795
INCATE	0.007	0.022	0.999	0.004	0.592	0.192	2.74E-6	0.713	9.03E-5	23113
chicken	0.003	0.008	0.999	1.55E-4	0.062	0.008	1.03E-6	0.721	9.14E-5	20599
ret	0.002	0.008	0.999	7E-6	0.003	8.9E-5	1E-6	0.729	9.24E-5	18158
tubidy	0.002	0.008	0.999	0.001	0.458	0.125	9.65E-7	0.736	9.33E-5	15803
nrj	0.002	0.007	0.999	3.92E-4	0.170	0.037	9.43E-7	0.744	9.43E-5	13502
cdn1	0.002	0.007	0.999	8.72E-4	0.386	0.106	9.26E-7	0.751	9.52E-5	11243
wpad	0.002	0.007	0.999	7.76E-4	0.353	0.098	9.02E-7	0.758	9.61E-5	9042
INCATD	0.002	0.006	0.999	3.52E-4	0.177	0.039	8.14E-7	0.765	9.69E-5	7055
hollandhar...	0.002	0.006	0.999	2.9E-4	0.167	0.037	7.13E-7	0.770	9.76E-5	5316
ohashisan	0.001	0.005	0.999	3.7E-5	0.025	0.002	6.01E-7	0.775	9.82E-5	3850
isatap	0.001	0.004	0.999	5.78E-4	0.422	0.117	5.61E-7	0.779	9.88E-5	2480
centile	0.001	0.004	0.999	2.43E-4	0.191	0.042	5.21E-7	0.783	9.93E-5	1209
wapka	0.001	0.004	0.998	3.92E-4	0.324	0.081	4.95E-7	0.787	9.98E-5	0

Table 2.559: Top 22 most significant SLDs for gTLD 'mobile'. The SLD list holds 78.738% of the entries found in the gTLD and 9.98E-5 of the total number of entries for the entire experiment. **count** represents the number of records found for the SLD (in parts per million). **sldDiv** is the raw count divided by the number of records of this gTLD dump file. **oR** is the ratio of raw count to the total number of records of the experiment.  **$\phi$ -sldDiv** represents the  $\phi$  percentile of sldDiv on the entire data-set. **a-srcDiv** is the cumulative srcDiv variable. **a-oR** is the cumulative oR.

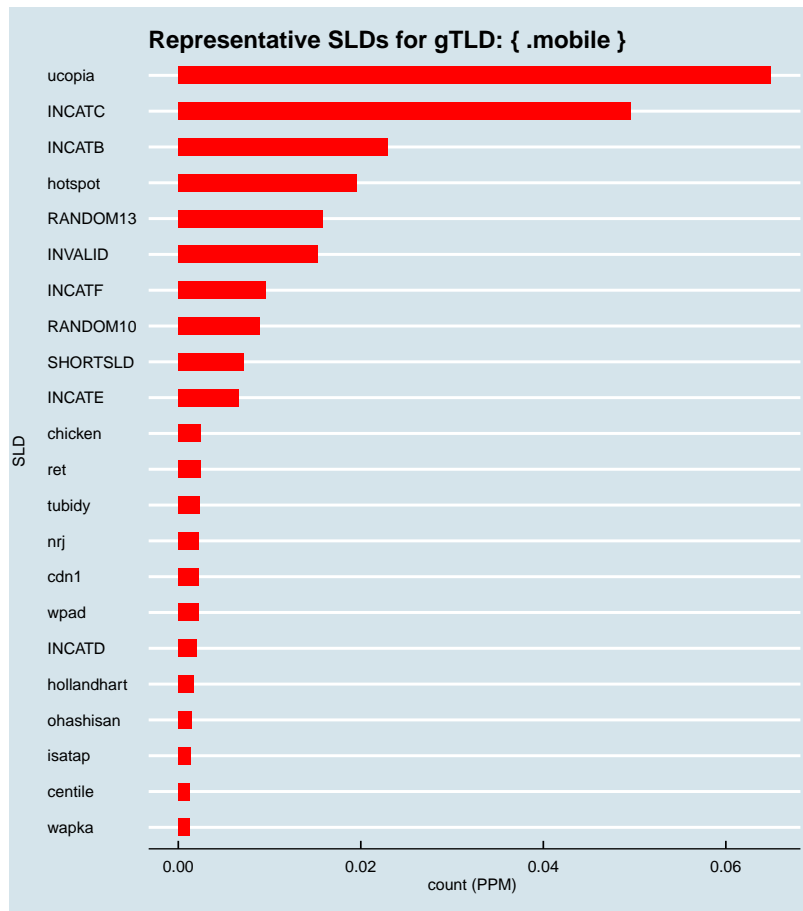


Figure 2.1117: Representative SLDs for gTLD: { .mobile}. The *x* axis displays number of times (in parts per million) the corresponding SLD (*y* axis) was found in the gTLD.

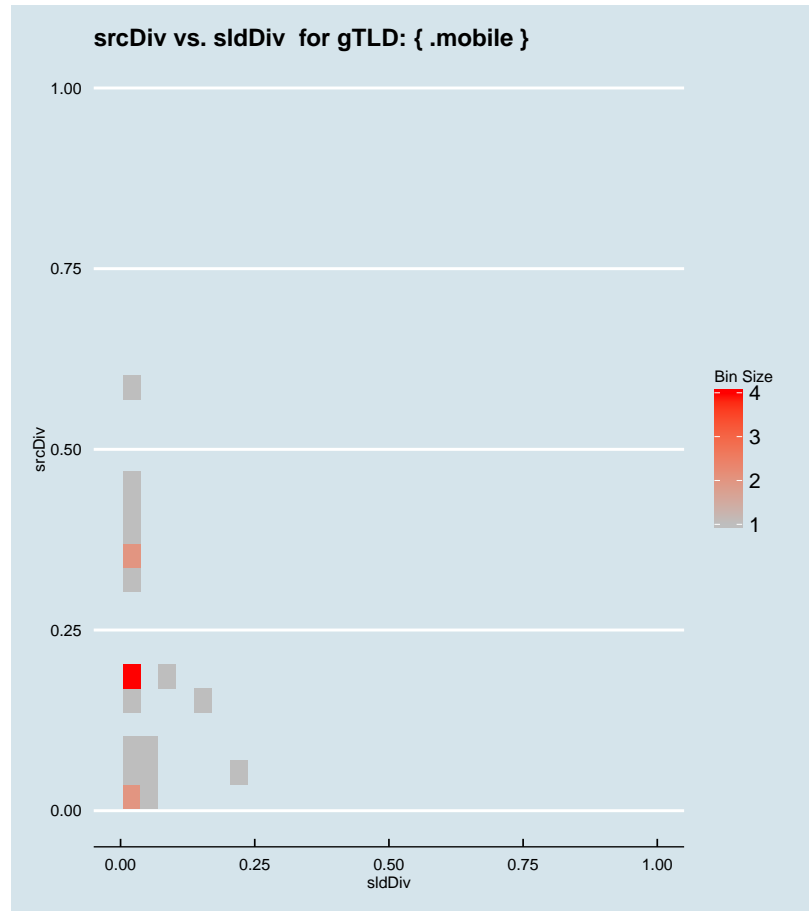


Figure 2.1118: Binned scatter-plot of srcDiv and sldDiv for gTLD: { .mobile }.

### :: 2.767 Representative SLDs for gTLD: { .mobily }

In this section, we collect representative SLDs related to gTLD: 'mobily'. We found 4 unique SLDs after filtering. A total of 10027 records were considered representative and they are 55.033% of the gTLD dump. Since the total number of records for this gTLD is 10027, there are 0 non-representative records (NRep). In addition, this set comprises 4.11E-6 of the entire data-set. Table 2.560 shows the corresponding SLDs ordered by the level of importance. Figure 2.1119 shows the record count (PPM) for each representative SLD. Figure 2.1120 shows the binned scatter-plot of srcDiv and sldDiv.

► { .mobily }  
Total SLDs: 4  
a-sldDiv: 55.033%  
a-oR: 0.000%  
NRep: 0



Individual SLD descriptors for gTLD: {.mobily}										
SLD	count	sldDiv	$\phi$ -sldDiv	ipcount	srcDiv	$\phi$ -srcDiv	oR	a-srcDiv	a-oR	rem
INVALID	0.003	0.185	1.000	9.2E-5	0.027	0.002	1.38E-6	0.185	1.38E-6	6665
INCATB	0.003	0.166	1.000	3.05E-4	0.101	0.017	1.24E-6	0.350	2.61E-6	3648
RANDOM10	0.002	0.107	1.000	7E-5	0.036	0.004	7.98E-7	0.457	3.41E-6	1700
khobar	0.002	0.093	1.000	4E-6	0.002	6.68E-5	6.97E-7	0.550	4.11E-6	0

Table 2.560: Top 4 most significant SLDs for gTLD 'mobily'. The SLD list holds 55.033% of the entries found in the gTLD and 4.11E-6 of the total number of entries for the entire experiment. **count** represents the number of records found for the SLD (in parts per million). **sldDiv** is the raw count divided by the number of records of this gTLD dump file. **oR** is the ratio of raw count to the total number of records of the experiment.  $\phi$ -**sldDiv** represents the  $\phi$  percentile of sldDiv on the entire data-set. **a-srcDiv** is the cumulative srcDiv variable. **a-oR** is the cumulative oR.

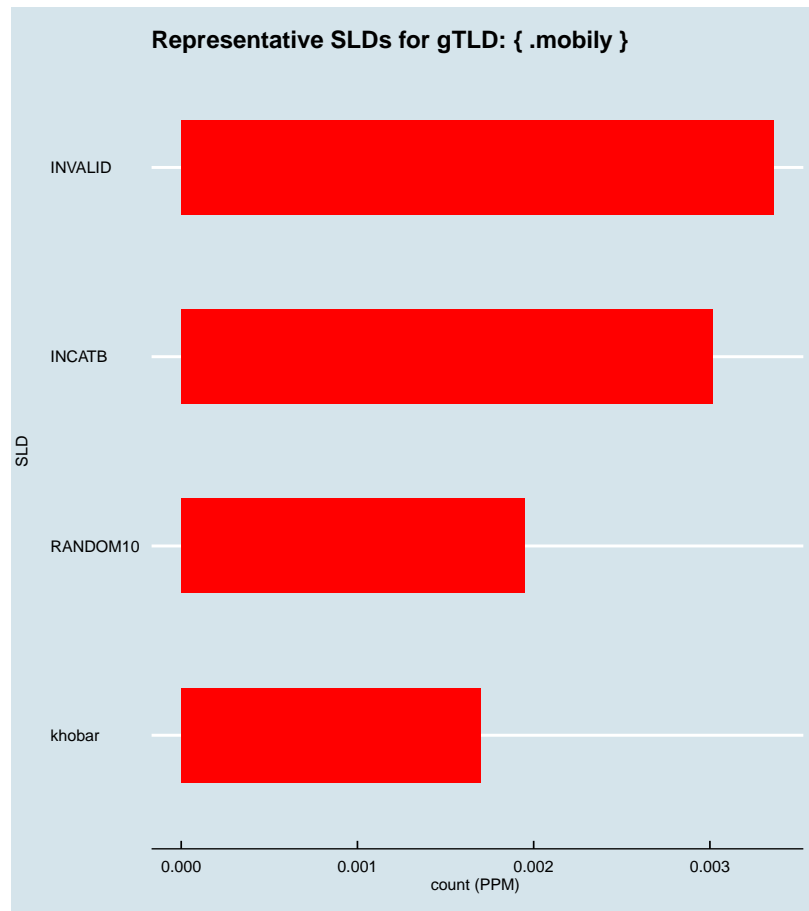


Figure 2.1119: Representative SLDs for gTLD: { .mobily}. The  $x$  axis displays number of times (in parts per million) the corresponding SLD ( $y$  axis) was found in the gTLD.

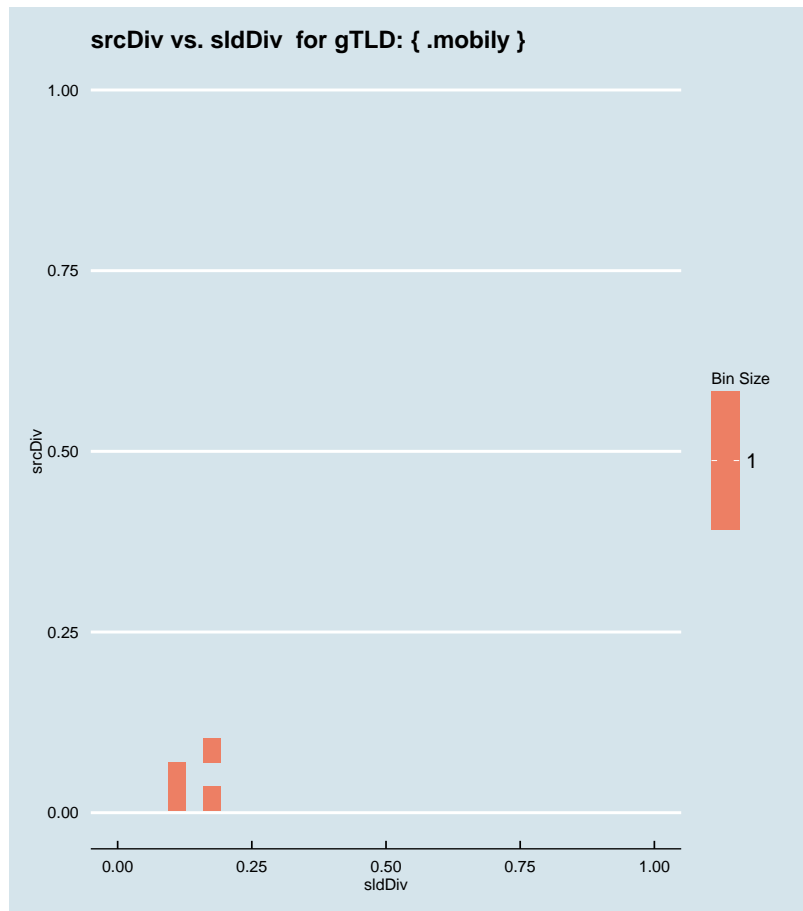


Figure 2.1120: Binned scatter-plot of srcDiv and sldDiv for gTLD: { .mobily}.

### :: 2.768 Representative SLDs for gTLD: { .moda }

In this section, we collect representative SLDs related to gTLD: 'moda'. We found 1 unique SLDs after filtering. A total of 2295 records were considered representative and they are 21.280% of the gTLD dump. Since the total number of records for this gTLD is 2295, there are 0 non-representative records (NRep). In addition, this set comprises  $9.41E-7$  of the entire data-set. Table 2.561 shows the corresponding SLDs ordered by the level of importance. Figure 2.1121 shows the record count (PPM) for each representative SLD. Figure 2.1122 shows the binned scatter-plot of srcDiv and sldDiv.

► { .moda }  
 Total SLDs: 1  
 a-sldDiv: 21.280%  
 a-oR: 0.000%  
 NRep: 0



Individual SLD descriptors for gTLD: {moda}										
SLD	count	sldDiv	$\phi$ -sldDiv	ipcount	srcDiv	$\phi$ -srcDiv	oR	a-srcDiv	a-oR	rem
INCATF	0.002	0.213	1.000	1.16E-4	0.051	0.006	9.41E-7	0.213	9.41E-7	0

Table 2.561: Top 1 most significant SLDs for gTLD 'moda'. The SLD list holds 21.280% of the entries found in the gTLD and 9.41E-7 of the total number of entries for the entire experiment. **count** represents the number of records found for the SLD (in parts per million). **sldDiv** is the raw count divided by the number of records of this gTLD dump file. **oR** is the ratio of raw count to the total number of records of the experiment.  $\phi$ -**sldDiv** represents the  $\phi$  percentile of sldDiv on the entire data-set. **a-srcDiv** is the cumulative srcDiv variable. **a-oR** is the cumulative oR.




Figure 2.1121: Representative SLDs for gTLD: { .moda }. The  $x$  axis displays number of times (in parts per million) the corresponding SLD ( $y$  axis) was found in the gTLD.

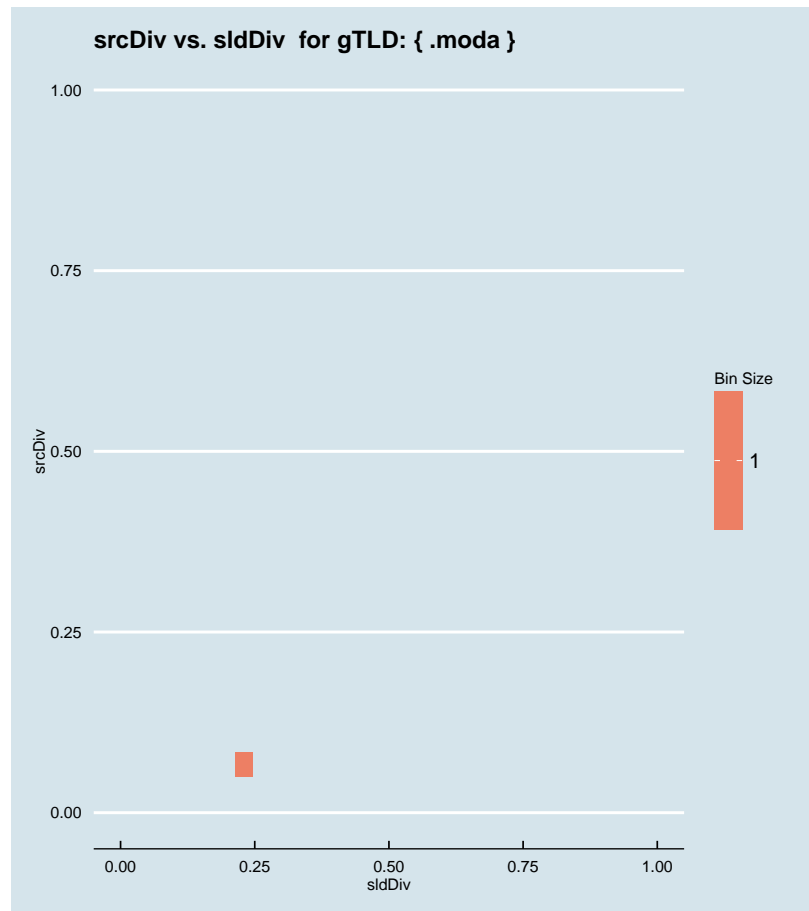


Figure 2.1122: Binned scatter-plot of srcDiv and sldDiv for gTLD: { .moda }.

### :: 2.769 Representative SLDs for gTLD: { .moe }

In this section, we collect representative SLDs related to gTLD: 'moe'. We found 16 unique SLDs after filtering. A total of 205617 records were considered representative and they are 79.735% of the gTLD dump. Since the total number of records for this gTLD is 205617, there are 0 non-representative records (NRep). In addition, this set comprises  $8.43E-5$  of the entire data-set. Table 2.562 shows the corresponding SLDs ordered by the level of importance. Figure 2.1123 shows the record count (PPM) for each representative SLD. Figure 2.1124 shows the binned scatter-plot of srcDiv and sldDiv.

► { .moe }  
Total SLDs: 16  
a-sldDiv: 79.735%  
a-oR: 0.008%  
NRep: 0

Individual SLD descriptors for gTLD: {moe}										
SLD	count	sldDiv	$\phi$ -sldDiv	ipcount	srcDiv	$\phi$ -srcDiv	oR	a-srcDiv	a-oR	rem
INCATF	0.051	0.198	1.000	5.49E-4	0.011	5.57E-4	2.09E-5	0.198	2.09E-5	154575
INCATB	0.045	0.173	1.000	0.001	0.023	0.002	1.83E-5	0.371	3.92E-5	109886
RANDOM13	0.022	0.086	1.000	5.73E-4	0.026	0.002	9.11E-6	0.457	4.83E-5	87659
INCATC	0.020	0.077	1.000	0.002	0.106	0.018	8.19E-6	0.535	5.65E-5	67682
RANDOM10	0.016	0.063	1.000	6.75E-4	0.042	0.004	6.66E-6	0.598	6.32E-5	51440
INVALID	0.010	0.039	1.000	6.1E-4	0.061	0.008	4.08E-6	0.636	6.73E-5	41483
ibri	0.009	0.033	1.000	5.3E-5	0.006	2.5E-4	3.53E-6	0.670	7.08E-5	32875
2800apps	0.007	0.029	0.999	1.3E-5	0.002	4.07E-5	3.07E-6	0.699	7.39E-5	25386
INCATD	0.007	0.026	0.999	3.66E-4	0.054	0.007	2.77E-6	0.725	7.66E-5	18624
2600apps	0.004	0.016	0.999	1.4E-5	0.003	1.08E-4	1.72E-6	0.741	7.84E-5	14418
2900apps	0.004	0.016	0.999	1.1E-5	0.003	8.07E-5	1.69E-6	0.757	8E-5	10292
isatap	0.003	0.010	0.999	7.26E-4	0.271	0.068	1.1E-6	0.768	8.11E-5	7613
wpad	0.002	0.008	0.999	5.84E-4	0.283	0.071	8.45E-7	0.776	8.2E-5	5551
SHORTSLD	0.002	0.008	0.999	5.79E-4	0.289	0.074	8.21E-7	0.784	8.28E-5	3548
ictlab	0.002	0.007	0.999	9.7E-5	0.053	0.007	7.5E-7	0.791	8.36E-5	1718
tgddormitor...	0.002	0.007	0.999	1.48E-4	0.086	0.014	7.04E-7	0.797	8.43E-5	0

Table 2.562: Top 16 most significant SLDs for gTLD 'moe'. The SLD list holds 79.735% of the entries found in the gTLD and 8.43E-5 of the total number of entries for the entire experiment. **count** represents the number of records found for the SLD (in parts per million). **sldDiv** is the raw count divided by the number of records of this gTLD dump file. **oR** is the ratio of raw count to the total number of records of the experiment.  $\phi$ -**sldDiv** represents the  $\phi$  percentile of sldDiv on the entire data-set. **a-srcDiv** is the cumulative srcDiv variable. **a-oR** is the cumulative oR.

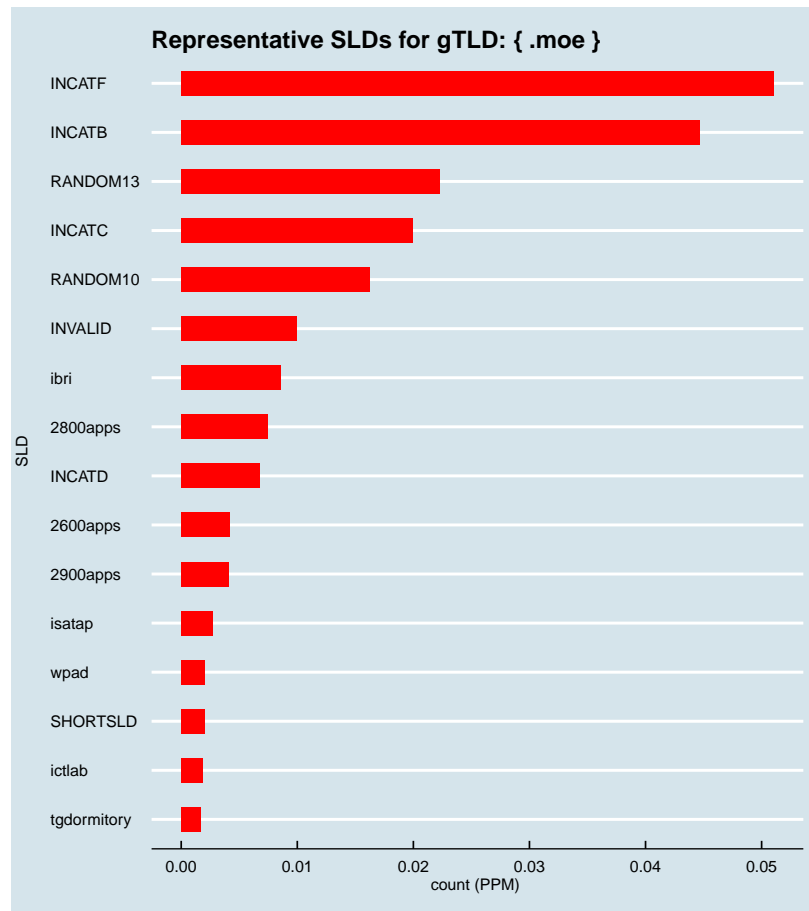


Figure 2.1123: Representative SLDs for gTLD: { .moe }. The  $x$  axis displays number of times (in parts per million) the corresponding SLD ( $y$  axis) was found in the gTLD.

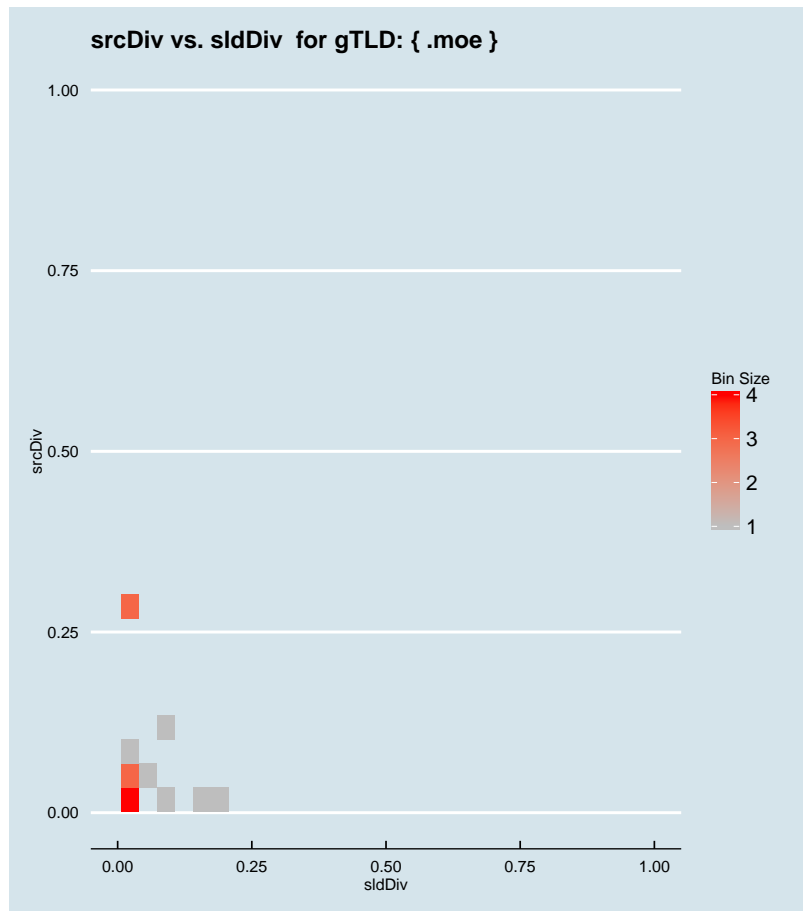


Figure 2.1124: Binned scatter-plot of srcDiv and sldDiv for gTLD: { .moe }.

### :: 2.770 Representative SLDs for gTLD: { .moi }

In this section, we collect representative SLDs related to gTLD: 'moi'. We found 14 unique SLDs after filtering. A total of 103581 records were considered representative and they are 83.784% of the gTLD dump. Since the total number of records for this gTLD is 103581, there are 0 non-representative records (NRep). In addition, this set comprises  $4.24E-5$  of the entire data-set. Table 2.563 shows the corresponding SLDs ordered by the level of importance. Figure 2.1125 shows the record count (PPM) for each representative SLD. Figure 2.1126 shows the binned scatter-plot of srcDiv and sldDiv.

► { .moi }  
 Total SLDs: 14  
 a-sldDiv: 83.784%  
 a-oR: 0.004%  
 NRep: 0

Individual SLD descriptors for gTLD: {.moi}										
SLD	count	sldDiv	$\phi$ -sldDiv	ipcount	srcDiv	$\phi$ -srcDiv	oR	a-srcDiv	a-oR	rem
INCATC	0.050	0.404	1.000	0.003	0.054	0.007	2.04E-5	0.404	2.04E-5	53681
INVALID	0.010	0.079	1.000	4.87E-4	0.050	0.006	4.03E-6	0.483	2.45E-5	43853
RANDOM10	0.008	0.067	1.000	5.84E-4	0.070	0.010	3.4E-6	0.550	2.79E-5	35563
INCATB	0.008	0.062	1.000	0.002	0.198	0.043	3.16E-6	0.613	3.1E-5	27858
RANDOM13	0.005	0.043	1.000	5.64E-4	0.106	0.018	2.19E-6	0.656	3.32E-5	22518
chez	0.005	0.041	1.000	3.34E-4	0.067	0.009	2.06E-6	0.696	3.53E-5	17501
INCATF	0.004	0.035	1.000	0.001	0.249	0.057	1.75E-6	0.731	3.7E-5	13230
stat	0.002	0.019	0.999	6.01E-4	0.258	0.066	9.56E-7	0.750	3.8E-5	10898
wpad	0.002	0.017	0.999	5.74E-4	0.267	0.068	8.82E-7	0.767	3.89E-5	8746
tpc	0.002	0.016	0.999	2.4E-5	0.012	6.85E-4	8.06E-7	0.783	3.97E-5	6780
SHORTSLD	0.002	0.016	0.999	5.64E-4	0.289	0.074	8E-7	0.799	4.05E-5	4828
INCATD	0.002	0.015	0.999	3.1E-4	0.172	0.037	7.41E-7	0.813	4.12E-5	3021
isatap	0.002	0.012	0.999	4.89E-4	0.318	0.080	6.31E-7	0.826	4.18E-5	1482
ppdnprod	0.001	0.012	0.999	1.11E-4	0.075	0.011	6.07E-7	0.838	4.24E-5	0

Table 2.563: Top 14 most significant SLDs for gTLD 'moi'. The SLD list holds 83.784% of the entries found in the gTLD and 4.24E-5 of the total number of entries for the entire experiment. **count** represents the number of records found for the SLD (in parts per million). **sldDiv** is the raw count divided by the number of records of this gTLD dump file. **oR** is the ratio of raw count to the total number of records of the experiment.  **$\phi$ -sldDiv** represents the  $\phi$  percentile of sldDiv on the entire data-set. **a-srcDiv** is the cumulative srcDiv variable. **a-oR** is the cumulative oR.

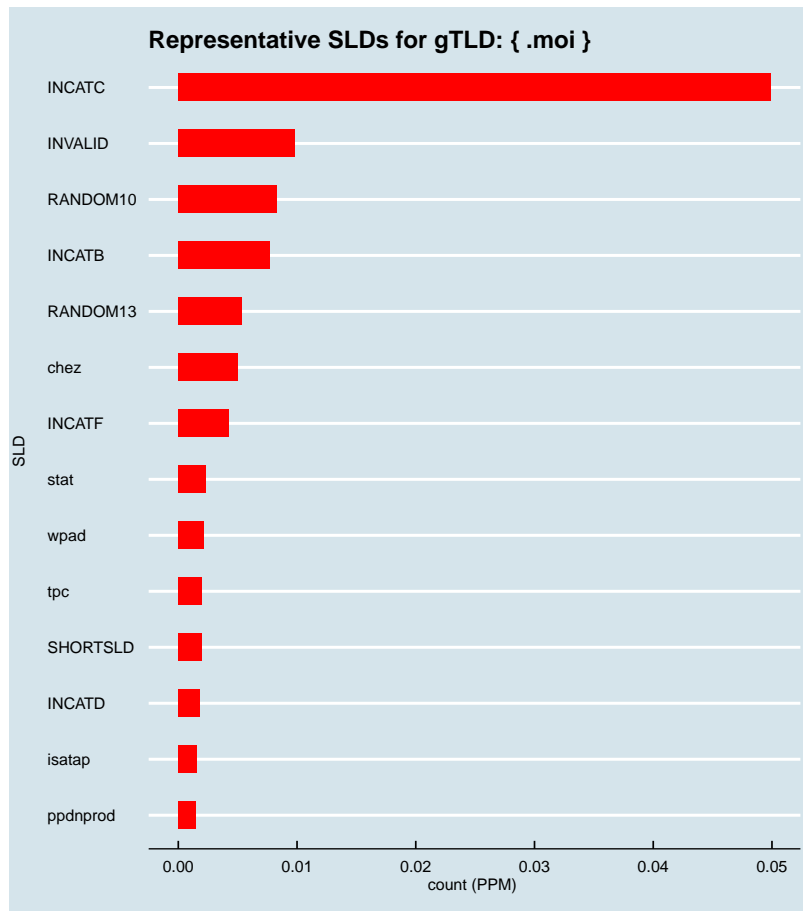


Figure 2.1125: Representative SLDs for gTLD: { .moi}. The x axis displays number of times (in parts per million) the corresponding SLD (y axis) was found in the gTLD.



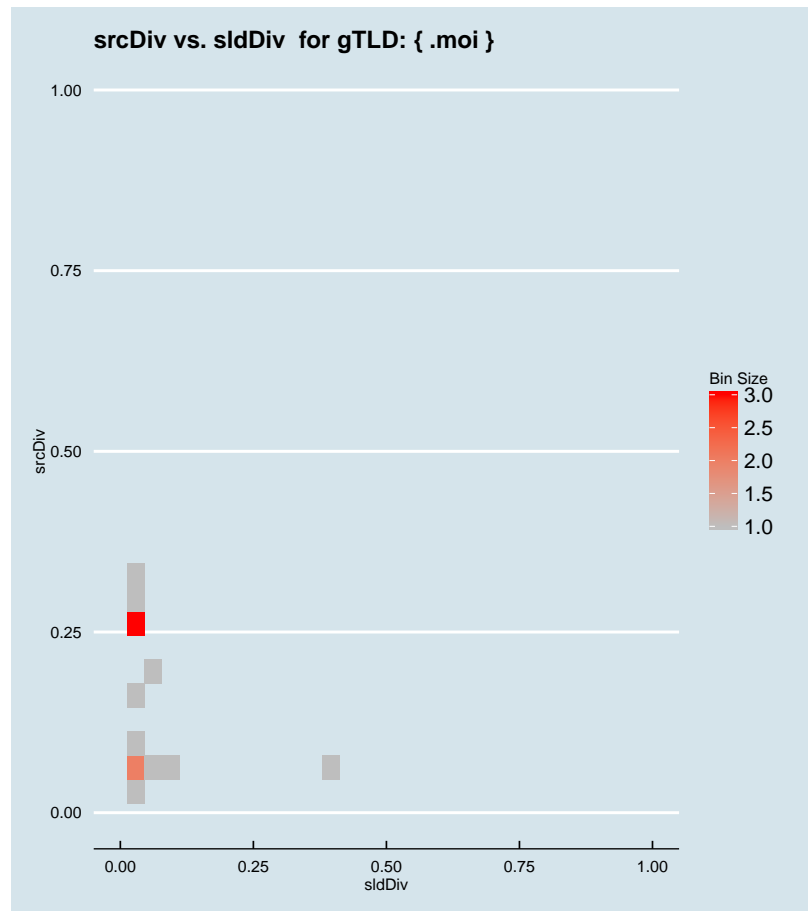


Figure 2.1126: Binned scatter-plot of srcDiv and sldDiv for gTLD: {.moi}.

### :: 2.771 Representative SLDs for gTLD: {.mom}

In this section, we collect representative SLDs related to gTLD: 'mom'. We found 10 unique SLDs after filtering. A total of 84571 records were considered representative and they are 70.029% of the gTLD dump. Since the total number of records for this gTLD is 84571, there are 0 non-representative records (NRep). In addition, this set comprises  $3.47E-5$  of the entire data-set. Table 2.564 shows the corresponding SLDs ordered by the level of importance. Figure 2.1127 shows the record count (PPM) for each representative SLD. Figure 2.1128 shows the binned scatter-plot of srcDiv and sldDiv.

► {.mom}  
Total SLDs: 10  
a-sldDiv: 70.029%  
a-oR: 0.003%  
NRep: 0

Individual SLD descriptors for gTLD: {mom}										
SLD	count	sldDiv	$\phi$ -sldDiv	ipcount	srcDiv	$\phi$ -srcDiv	oR	a-srcDiv	a-oR	rem
INCATC	0.021	0.175	1.000	0.006	0.283	0.071	8.66E-6	0.175	8.66E-6	63428
INVALID	0.016	0.131	1.000	0.001	0.078	0.012	6.47E-6	0.306	1.51E-5	47652
INCATB	0.011	0.092	1.000	0.002	0.164	0.034	4.54E-6	0.397	1.97E-5	36581
wpad	0.008	0.065	1.000	0.002	0.214	0.050	3.19E-6	0.462	2.29E-5	28785
RANDOM10	0.007	0.060	1.000	0.001	0.163	0.034	2.96E-6	0.522	2.58E-5	21562
SHORTSLD	0.006	0.051	1.000	0.003	0.502	0.177	2.54E-6	0.573	2.84E-5	15371
RANDOM13	0.006	0.050	1.000	7.47E-4	0.124	0.023	2.48E-6	0.623	3.08E-5	9323
isatap	0.004	0.035	1.000	0.001	0.280	0.071	1.74E-6	0.658	3.26E-5	5078
INCATE	0.003	0.024	0.999	0.002	0.516	0.178	1.19E-6	0.682	3.38E-5	2162
bkzwenty	0.002	0.018	0.999	9.93E-4	0.459	0.126	8.86E-7	0.700	3.47E-5	0

Table 2.564: Top 10 most significant SLDs for gTLD 'mom'. The SLD list holds 70.029% of the entries found in the gTLD and 3.47E-5 of the total number of entries for the entire experiment. **count** represents the number of records found for the SLD (in parts per million). **sldDiv** is the raw count divided by the number of records of this gTLD dump file. **oR** is the ratio of raw count to the total number of records of the experiment.  **$\phi$ -sldDiv** represents the  $\phi$  percentile of sldDiv on the entire data-set. **a-srcDiv** is the cumulative srcDiv variable. **a-oR** is the cumulative oR.

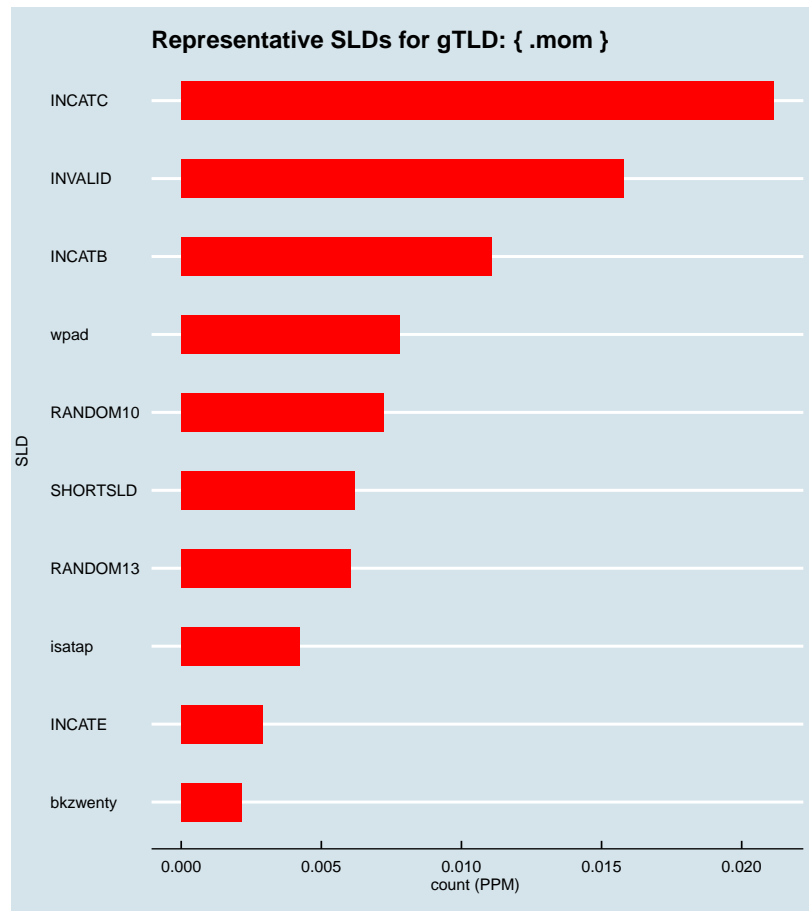


Figure 2.1127: Representative SLDs for gTLD: { .mom }. The  $x$  axis displays number of times (in parts per million) the corresponding SLD ( $y$  axis) was found in the gTLD.

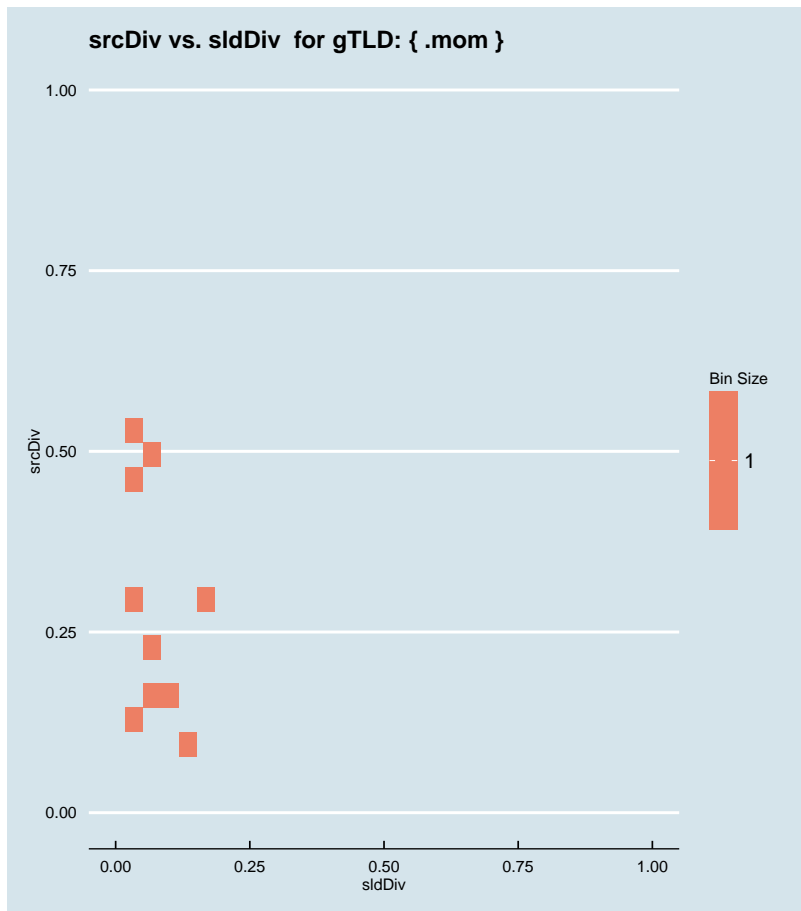


Figure 2.1128: Binned scatter-plot of srcDiv and sldDiv for gTLD: { .mom }.

### :: 2.772 Representative SLDs for gTLD: { .monash }

In this section, we collect representative SLDs related to gTLD: 'monash'. We found 1 unique SLDs after filtering. A total of 2070 records were considered representative and they are 21.334% of the gTLD dump. Since the total number of records for this gTLD is 2070, there are 0 non-representative records (NRep). In addition, this set comprises  $8.48E-7$  of the entire data-set. Table 2.565 shows the corresponding SLDs ordered by the level of importance. Figure 2.1129 shows the record count (PPM) for each representative SLD. Figure 2.1130 shows the binned scatter-plot of srcDiv and sldDiv.

► { .monash }  
 Total SLDs: 1  
 a-sldDiv: 21.334%  
 a-oR: 0.000%  
 NRep: 0

Individual SLD descriptors for gTLD: {.monash}										
SLD	count	sldDiv	$\phi$ -sldDiv	ipcount	srcDiv	$\phi$ -srcDiv	oR	a-srcDiv	a-oR	rem
student	0.002	0.213	1.000	0.001	0.555	0.184	8.48E-7	0.213	8.48E-7	0

Table 2.565: Top 1 most significant SLDs for gTLD 'monash'. The SLD list holds 21.334% of the entries found in the gTLD and 8.48E-7 of the total number of entries for the entire experiment. **count** represents the number of records found for the SLD (in parts per million). **sldDiv** is the raw count divided by the number of records of this gTLD dump file. **oR** is the ratio of raw count to the total number of records of the experiment.  $\phi$ -**sldDiv** represents the  $\phi$  percentile of sldDiv on the entire data-set. **a-srcDiv** is the cumulative srcDiv variable. **a-oR** is the cumulative oR.

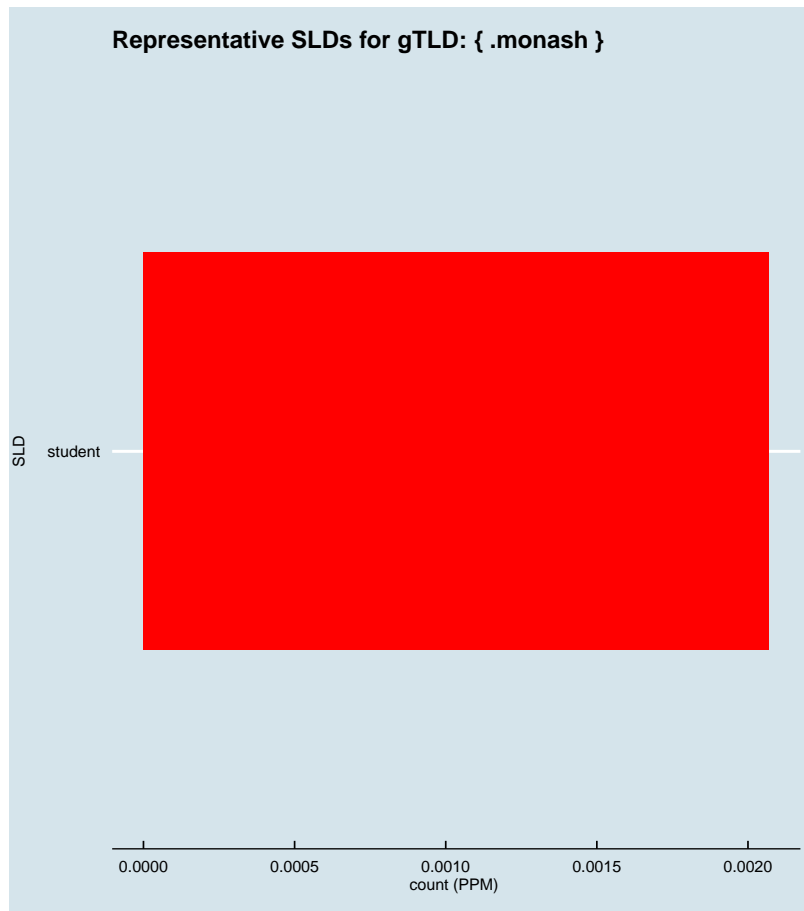


Figure 2.1129: Representative SLDs for gTLD: { .monash }. The x axis displays number of times (in parts per million) the corresponding SLD (y axis) was found in the gTLD.

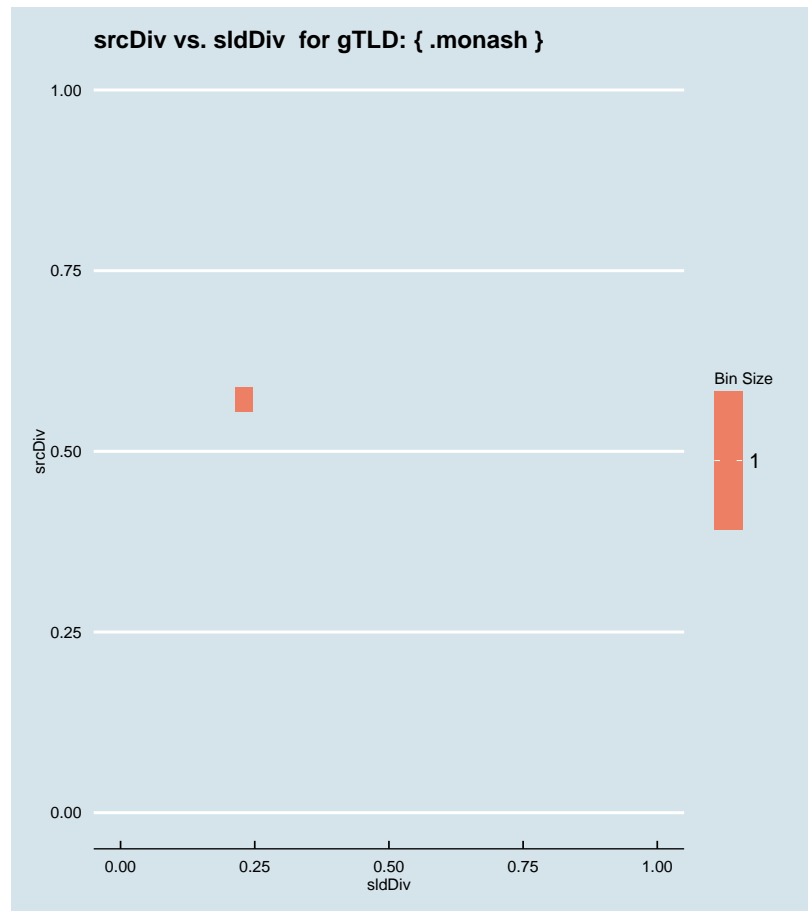


Figure 2.1130: Binned scatter-plot of srcDiv and sldDiv for gTLD: { .monash }.

### :: 2.773 Representative SLDs for gTLD: { .money }

In this section, we collect representative SLDs related to gTLD: 'money'. We found 8 unique SLDs after filtering. A total of 38190 records were considered representative and they are 74.168% of the gTLD dump. Since the total number of records for this gTLD is 38190, there are 0 non-representative records (NRep). In addition, this set comprises  $1.57E-5$  of the entire data-set. Table 2.566 shows the corresponding SLDs ordered by the level of importance. Figure 2.1131 shows the record count (PPM) for each representative SLD. Figure 2.1132 shows the binned scatter-plot of srcDiv and sldDiv.

► { .money }  
Total SLDs: 8  
a-sldDiv: 74.168%  
a-oR: 0.002%  
NRep: 0

Individual SLD descriptors for gTLD: {.money}										
SLD	count	sldDiv	$\phi$ -sldDiv	ipcount	srcDiv	$\phi$ -srcDiv	oR	a-srcDiv	a-oR	rem
INCATC	0.019	0.375	1.000	0.005	0.240	0.056	7.92E-6	0.375	7.92E-6	18868
INVALID	0.006	0.121	1.000	5.92E-4	0.095	0.016	2.56E-6	0.497	1.05E-5	12622
INCATE	0.003	0.061	1.000	0.002	0.695	0.235	1.28E-6	0.557	1.18E-5	9496
RANDOM13	0.002	0.040	1.000	4.4E-4	0.212	0.049	8.51E-7	0.598	1.26E-5	7419
RANDOM10	0.002	0.040	1.000	4.55E-4	0.220	0.051	8.46E-7	0.638	1.35E-5	5355
INCATB	0.002	0.038	1.000	7.08E-4	0.367	0.101	7.91E-7	0.675	1.42E-5	3424
wpad	0.002	0.034	1.000	6.87E-4	0.389	0.106	7.24E-7	0.710	1.5E-5	1657
INCATF	0.002	0.032	1.000	1.62E-4	0.098	0.016	6.79E-7	0.742	1.57E-5	0

Table 2.566: Top 8 most significant SLDs for gTLD 'money'. The SLD list holds 74.168% of the entries found in the gTLD and 1.57E-5 of the total number of entries for the entire experiment. **count** represents the number of records found for the SLD (in parts per million). **sldDiv** is the raw count divided by the number of records of this gTLD dump file. **oR** is the ratio of raw count to the total number of records of the experiment.  $\phi$ -**sldDiv** represents the  $\phi$  percentile of sldDiv on the entire data-set. **a-srcDiv** is the cumulative srcDiv variable. **a-oR** is the cumulative oR.



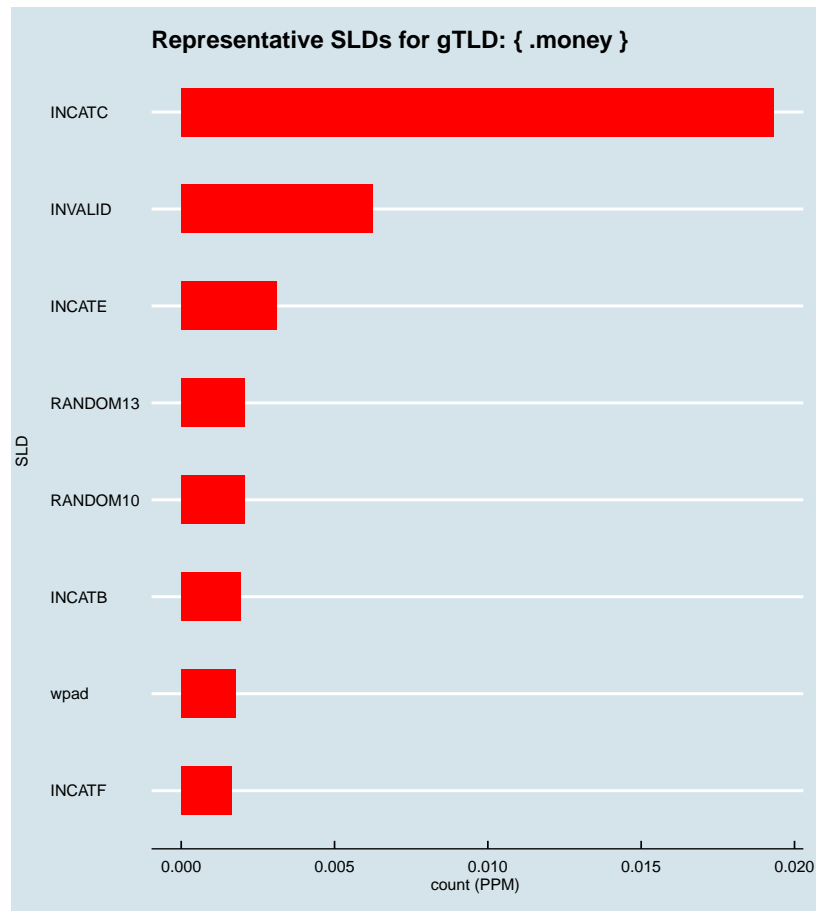


Figure 2.1131: Representative SLDs for gTLD: { .money }. The  $x$  axis displays number of times (in parts per million) the corresponding SLD ( $y$  axis) was found in the gTLD.

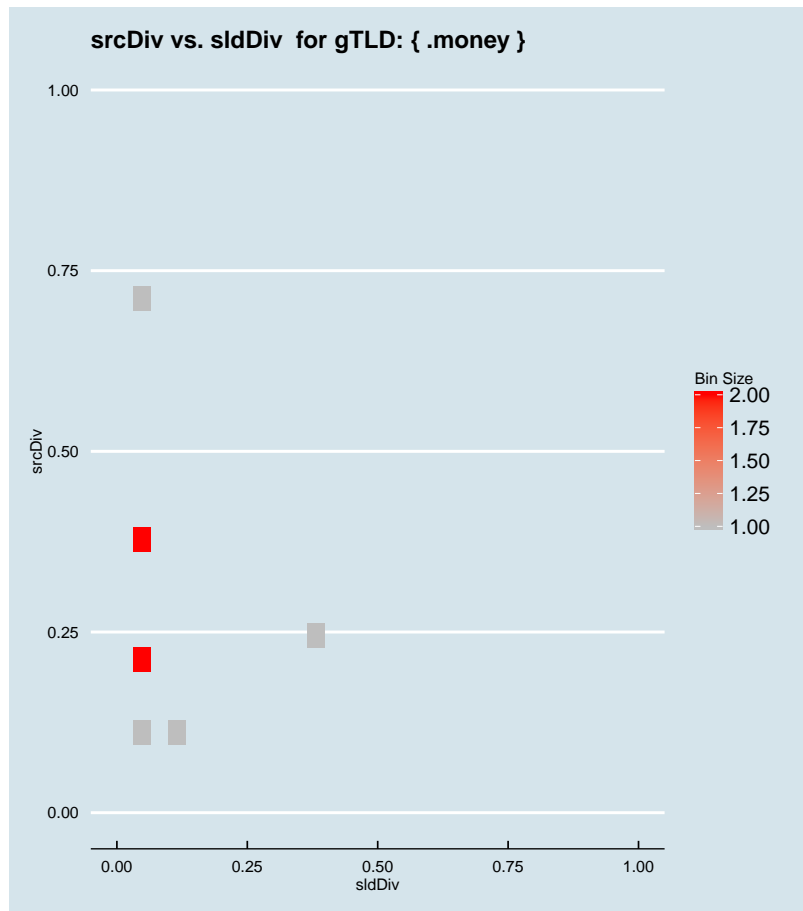


Figure 2.1132: Binned scatter-plot of srcDiv and sldDiv for gTLD: { .money }.

### :: 2.774 Representative SLDs for gTLD: { .monster }

In this section, we collect representative SLDs related to gTLD: 'monster'. We found 8 unique SLDs after filtering. A total of 83372 records were considered representative and they are 87.909% of the gTLD dump. Since the total number of records for this gTLD is 83372, there are 0 non-representative records (NRep). In addition, this set comprises  $3.42E-5$  of the entire data-set. Table 2.567 shows the corresponding SLDs ordered by the level of importance. Figure 2.1133 shows the record count (PPM) for each representative SLD. Figure 2.1134 shows the binned scatter-plot of srcDiv and sldDiv.

► { .monster }  
 Total SLDs: 8  
 a-sldDiv: 87.909%  
 a-oR: 0.003%  
 NRep: 0

Individual SLD descriptors for gTLD: {.monster}										
SLD	count	sldDiv	$\phi$ -sldDiv	ipcount	srcDiv	$\phi$ -srcDiv	oR	a-srcDiv	a-oR	rem
RANDOM10	0.038	0.401	1.000	7.66E-4	0.020	0.001	1.56E-5	0.401	1.56E-5	45343
INVALID	0.020	0.215	1.000	9.04E-4	0.044	0.005	8.36E-6	0.616	2.39E-5	24938
INCATB	0.006	0.062	1.000	8.42E-4	0.143	0.029	2.41E-6	0.678	2.64E-5	19052
wpad	0.005	0.057	1.000	9.92E-4	0.183	0.041	2.22E-6	0.735	2.86E-5	13644
INCATE	0.004	0.044	1.000	0.002	0.602	0.199	1.69E-6	0.779	3.03E-5	9514
isatap	0.004	0.042	1.000	9.12E-4	0.227	0.054	1.65E-6	0.821	3.19E-5	5492
RANDOM13	0.003	0.036	1.000	6.39E-4	0.186	0.041	1.41E-6	0.857	3.33E-5	2056
INCATC	0.002	0.022	0.999	7.76E-4	0.377	0.104	8.43E-7	0.879	3.42E-5	0

Table 2.567: Top 8 most significant SLDs for gTLD 'monster'. The SLD list holds 87.909% of the entries found in the gTLD and 3.42E-5 of the total number of entries for the entire experiment. **count** represents the number of records found for the SLD (in parts per million). **sldDiv** is the raw count divided by the number of records of this gTLD dump file. **oR** is the ratio of raw count to the total number of records of the experiment.  **$\phi$ -sldDiv** represents the  $\phi$  percentile of sldDiv on the entire data-set. **a-srcDiv** is the cumulative srcDiv variable. **a-oR** is the cumulative oR.

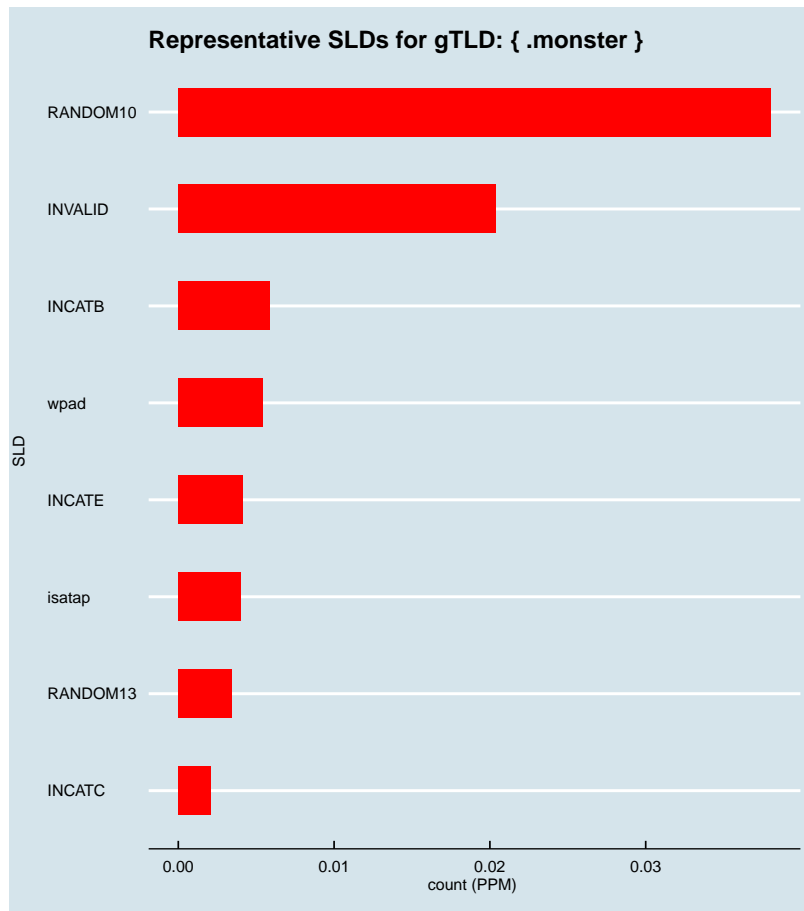


Figure 2.1133: Representative SLDs for gTLD: { .monster }. The x axis displays number of times (in parts per million) the corresponding SLD (y axis) was found in the gTLD.

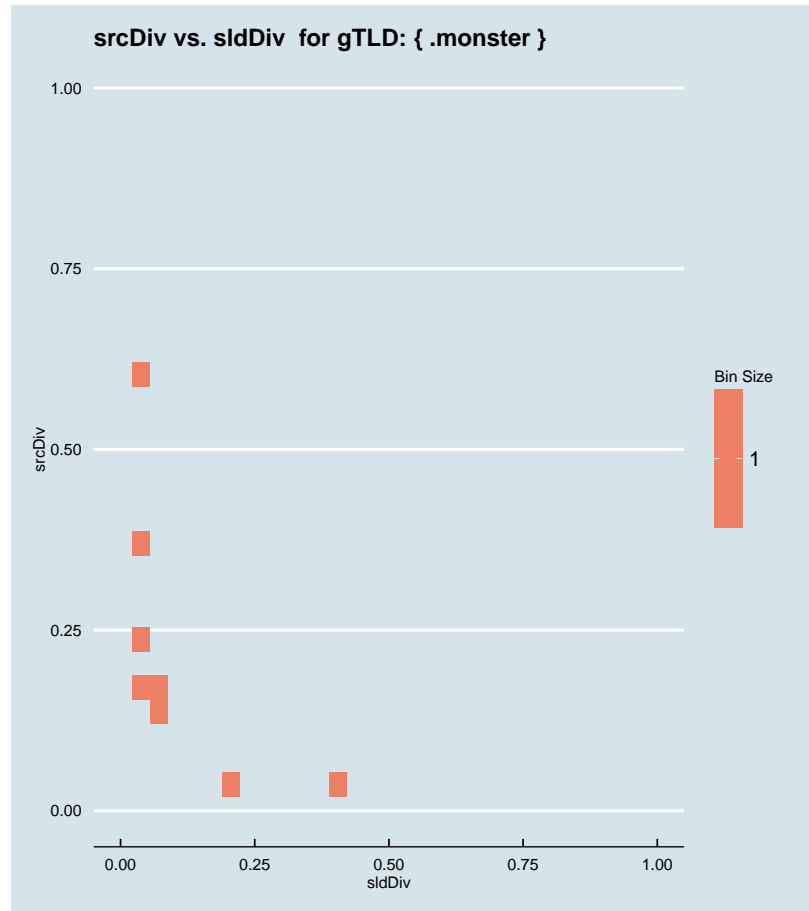


Figure 2.1134: Binned scatter-plot of srcDiv and sldDiv for gTLD: { .monster }.

### :: 2.775 Representative SLDs for gTLD: { .montblanc }

In this section, we collect representative SLDs related to gTLD: 'montblanc'. We found 0 unique SLDs after filtering. A total of 0 records were considered representative and they are 0.000% of the gTLD dump. Since the total number of records for this gTLD is 0, there are 0 non-representative records (NRep). In addition, this set comprises 0E0 of the entire data-set.

► { .montblanc }  
Total SLDs: 0  
a-sldDiv: 0.000%  
a-oR: 0.000%  
NRep: 0

### :: 2.776 Representative SLDs for gTLD: { .mopar }

In this section, we collect representative SLDs related to gTLD: 'mopar'. We found 2

► { .mopar }  
Total SLDs: 2  
a-sldDiv: 47.968%  
a-oR: 0.000%  
NRep: 0



unique SLDs after filtering. A total of 3151 records were considered representative and they are 47.968% of the gTLD dump. Since the total number of records for this gTLD is 3151, there are 0 non-representative records (NRep). In addition, this set comprises  $1.29E-6$  of the entire data-set. Table 2.568 shows the corresponding SLDs ordered by the level of importance. Figure 2.1135 shows the record count (PPM) for each representative SLD. Figure 2.1136 shows the binned scatter-plot of srcDiv and sldDiv.

Individual SLD descriptors for gTLD: {mopar}										
SLD	count	sldDiv	$\phi$ -sldDiv	ipcount	srcDiv	$\phi$ -srcDiv	oR	a-srcDiv	a-oR	rem
INVALID	0.002	0.250	1.000	$2.03E-4$	0.124	0.023	$6.72E-7$	0.250	$6.72E-7$	1512
isatap	0.002	0.230	1.000	$2.62E-4$	0.173	0.038	$6.2E-7$	0.480	$1.29E-6$	0

Table 2.568: Top 2 most significant SLDs for gTLD 'mopar'. The SLD list holds 47.968% of the entries found in the gTLD and  $1.29E-6$  of the total number of entries for the entire experiment. **count** represents the number of records found for the SLD (in parts per million). **sldDiv** is the raw count divided by the number of records of this gTLD dump file. **oR** is the ratio of raw count to the total number of records of the experiment.  **$\phi$ -sldDiv** represents the  $\phi$  percentile of sldDiv on the entire data-set. **a-srcDiv** is the cumulative srcDiv variable. **a-oR** is the cumulative oR.

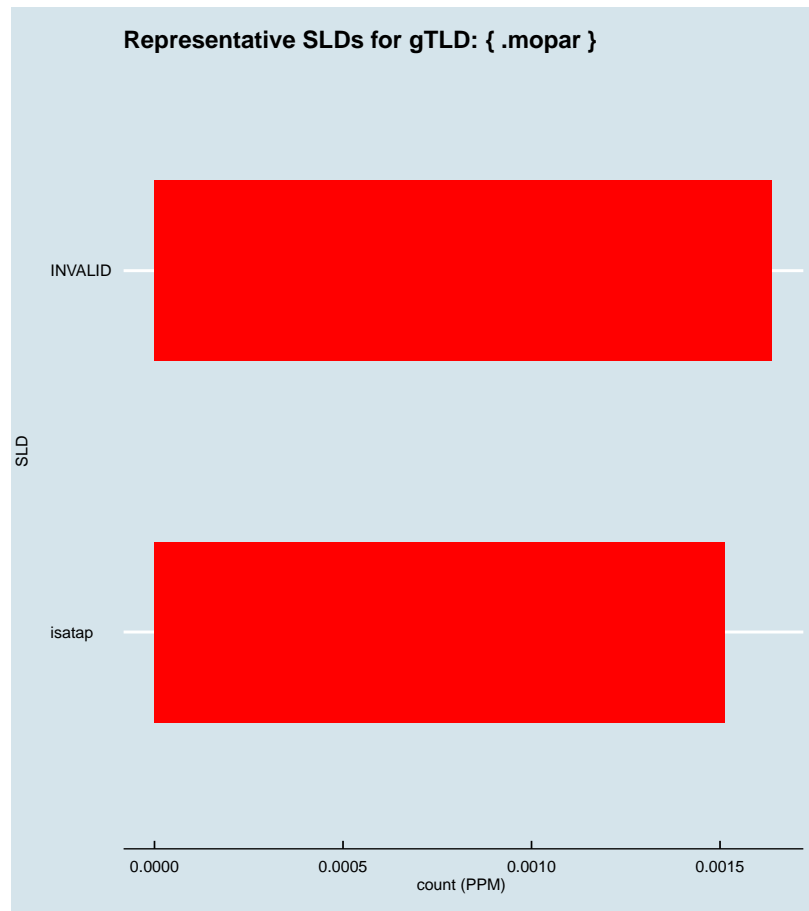


Figure 2.1135: Representative SLDs for gTLD: { .mopar }. The  $x$  axis displays number of times (in parts per million) the corresponding SLD ( $y$  axis) was found in the gTLD.

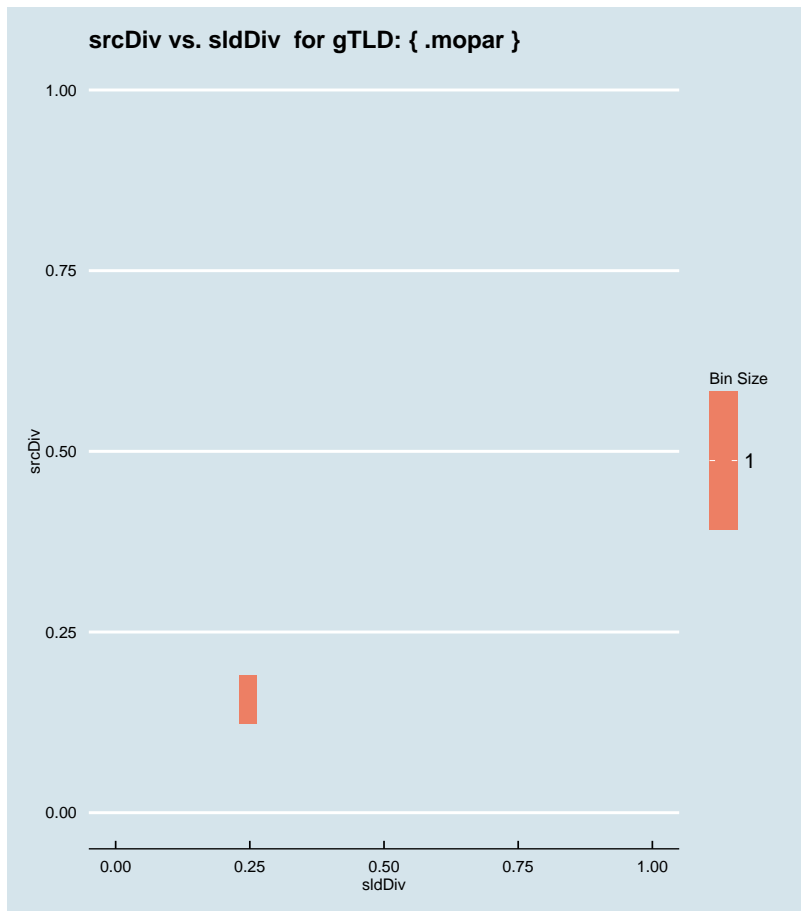


Figure 2.1136: Binned scatter-plot of srcDiv and sldDiv for gTLD: { .mopar }.

⚡ 2.777 Representative SLDs for gTLD: { .mormon }

In this section, we collect representative SLDs related to gTLD: 'mormon'. We found 0 unique SLDs after filtering. A total of 0 records were considered representative and they are 0.000% of the gTLD dump. Since the total number of records for this gTLD is 0, there are 0 non-representative records (NRep). In addition, this set comprises 0E0 of the entire data-set.

```
► { .mormon }
Total SLDs: 0
a-sldDiv: 0.000%
a-oR: 0.000%
NRep: 0
```

⚡ 2.778 Representative SLDs for gTLD: { .mortgage }

In this section, we collect representative SLDs related to gTLD: 'mortgage'. We found

```
► { .mortgage }
Total SLDs: 0
a-sldDiv: 0.000%
a-oR: 0.000%
NRep: 0
```



0 unique SLDs after filtering. A total of 0 records were considered representative and they are 0.000% of the gTLD dump. Since the total number of records for this gTLD is 0, there are 0 non-representative records (NRep). In addition, this set comprises 0E0 of the entire data-set.

### :: 2.779 Representative SLDs for gTLD: {.moscow}

In this section, we collect representative SLDs related to gTLD: 'moscow'. We found 10 unique SLDs after filtering. A total of 56246 records were considered representative and they are 68.573% of the gTLD dump. Since the total number of records for this gTLD is 56246, there are 0 non-representative records (NRep). In addition, this set comprises 2.31E−5 of the entire data-set. Table 2.569 shows the corresponding SLDs ordered by the level of importance. Figure 2.1137 shows the record count (PPM) for each representative SLD. Figure 2.1138 shows the binned scatter-plot of srcDiv and sldDiv.

▶ {.moscow}  
Total SLDs: 10  
a-sldDiv: 68.573%  
a-oR: 0.002%  
NRep: 0

Individual SLD descriptors for gTLD: {.moscow}										
SLD	count	sldDiv	$\phi$ -sldDiv	ipcount	srcDiv	$\phi$ -srcDiv	oR	a-srcDiv	a-oR	rem
INCATB	0.018	0.217	1.000	4.34E−4	0.024	0.002	7.29E−6	0.217	7.29E−6	38455
INCATF	0.015	0.181	1.000	4.79E−4	0.032	0.003	6.08E−6	0.398	1.34E−5	23628
RANDOM13	0.007	0.087	1.000	2.44E−4	0.034	0.003	2.93E−6	0.485	1.63E−5	16477
SHORTSLD	0.005	0.060	1.000	1.04E−4	0.021	0.002	2.01E−6	0.545	1.83E−5	11573
INVALID	0.003	0.038	1.000	3.14E−4	0.101	0.017	1.27E−6	0.582	1.96E−5	8472
RANDOM10	0.002	0.028	0.999	3.18E−4	0.139	0.027	9.4E−7	0.610	2.05E−5	6179
slk	0.002	0.022	0.999	1.02E−4	0.057	0.007	7.36E−7	0.632	2.13E−5	4382
bionorica	0.002	0.021	0.999	3.1E−5	0.018	0.001	7.03E−7	0.653	2.2E−5	2666
vancouver	0.001	0.018	0.999	6.3E−5	0.044	0.005	5.91E−7	0.671	2.25E−5	1223
isatap	0.001	0.015	0.999	4.4E−4	0.360	0.099	5.01E−7	0.686	2.31E−5	0

Table 2.569: Top 10 most significant SLDs for gTLD 'moscow'. The SLD list holds 68.573% of the entries found in the gTLD and 2.31E−5 of the total number of entries for the entire experiment. **count** represents the number of records found for the SLD (in parts per million). **sldDiv** is the raw count divided by the number of records of this gTLD dump file. **oR** is the ratio of raw count to the total number of records of the experiment.  **$\phi$ -sldDiv** represents the  $\phi$  percentile of sldDiv on the entire data-set. **a-srcDiv** is the cumulative srcDiv variable. **a-oR** is the cumulative oR.

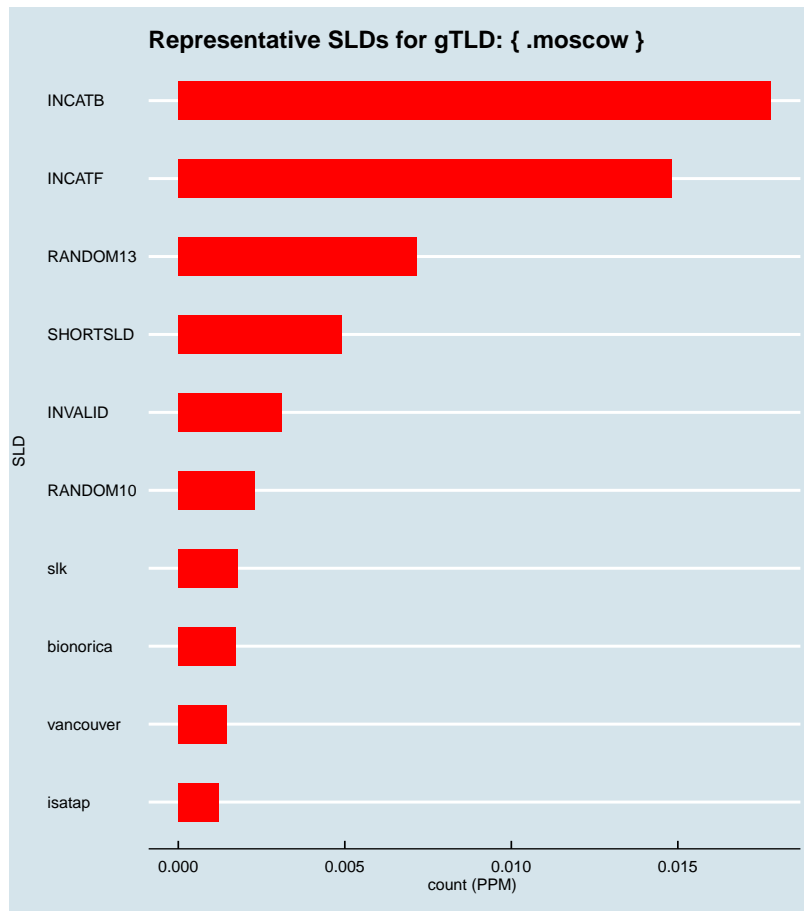


Figure 2.1137: Representative SLDs for gTLD: { .moscow }. The x axis displays number of times (in parts per million) the corresponding SLD (y axis) was found in the gTLD.

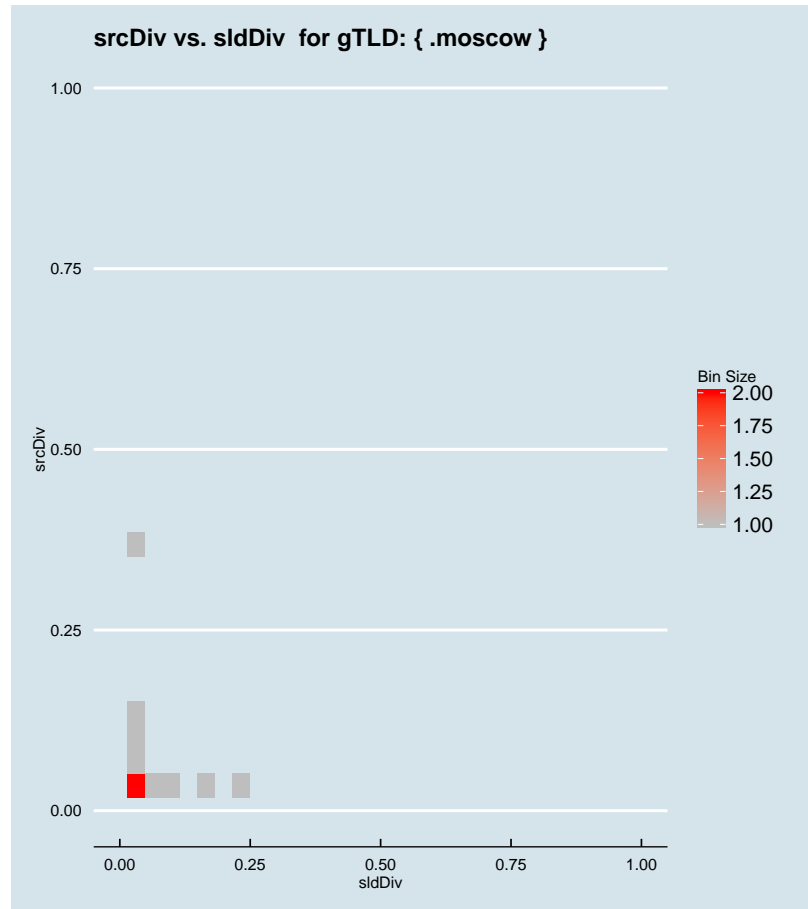


Figure 2.1138: Binned scatter-plot of srcDiv and sldDiv for gTLD: { .moscow }.

### :: 2.780 Representative SLDs for gTLD: { .moto }

In this section, we collect representative SLDs related to gTLD: 'moto'. We found 6 unique SLDs after filtering. A total of 36625 records were considered representative and they are 79.029% of the gTLD dump. Since the total number of records for this gTLD is 36625, there are 0 non-representative records (NRep). In addition, this set comprises 1.5E-5 of the entire data-set. Table 2.570 shows the corresponding SLDs ordered by the level of importance. Figure 2.1139 shows the record count (PPM) for each representative SLD. Figure 2.1140 shows the binned scatter-plot of srcDiv and sldDiv.

► { .moto }  
Total SLDs: 6  
a-sldDiv: 79.029%  
a-oR: 0.002%  
NRep: 0

Individual SLD descriptors for gTLD: {.moto}										
SLD	count	sldDiv	$\phi$ -sldDiv	ipcount	srcDiv	$\phi$ -srcDiv	oR	a-srcDiv	a-oR	rem
RANDOM10	0.023	0.499	1.000	1.54E-4	0.007	2.8E-4	9.47E-6	0.499	9.47E-6	13507
INVALID	0.005	0.118	1.000	3.01E-4	0.055	0.007	2.23E-6	0.616	1.17E-5	8058
INCATE	0.003	0.065	1.000	0.002	0.630	0.204	1.24E-6	0.682	1.29E-5	5025
fix	0.002	0.048	1.000	3.15E-4	0.140	0.027	9.2E-7	0.730	1.39E-5	2779
RANDOM13	0.001	0.030	1.000	4.31E-4	0.305	0.078	5.78E-7	0.761	1.44E-5	1368
INCATB	0.001	0.030	1.000	5.08E-4	0.371	0.102	5.61E-7	0.790	1.5E-5	0

Table 2.570: Top 6 most significant SLDs for gTLD 'moto'. The SLD list holds 79.029% of the entries found in the gTLD and  $1.5E-5$  of the total number of entries for the entire experiment. **count** represents the number of records found for the SLD (in parts per million). **sldDiv** is the raw count divided by the number of records of this gTLD dump file. **oR** is the ratio of raw count to the total number of records of the experiment.  **$\phi$ -sldDiv** represents the  $\phi$  percentile of sldDiv on the entire data-set. **a-srcDiv** is the cumulative srcDiv variable. **a-oR** is the cumulative oR.

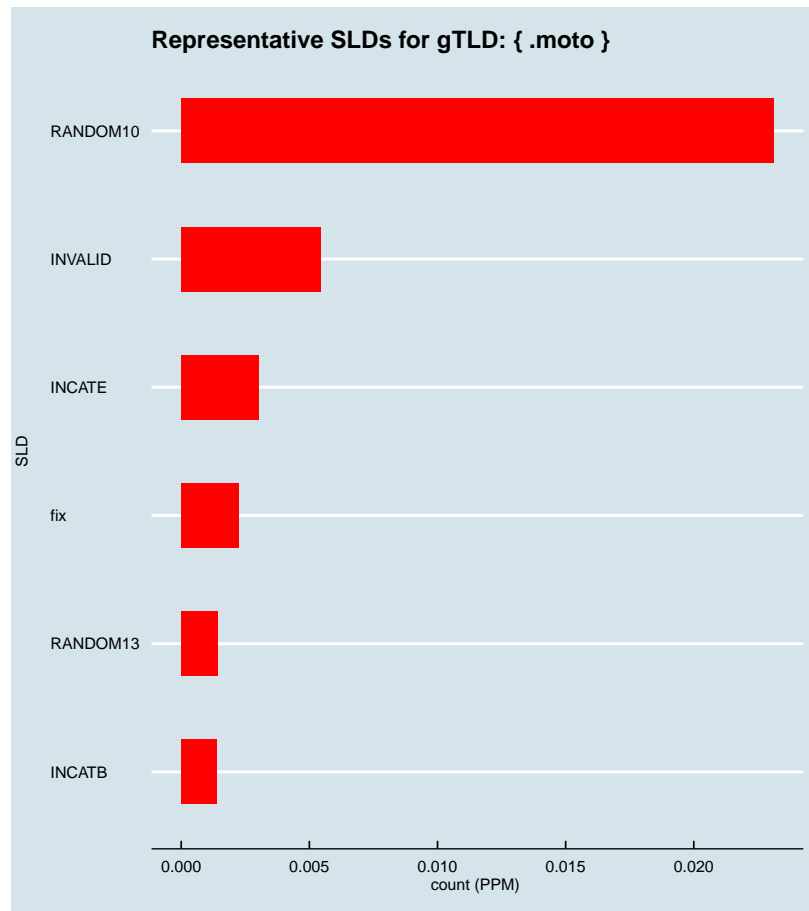


Figure 2.1139: Representative SLDs for gTLD: { .moto }. The  $x$  axis displays number of times (in parts per million) the corresponding SLD ( $y$  axis) was found in the gTLD.

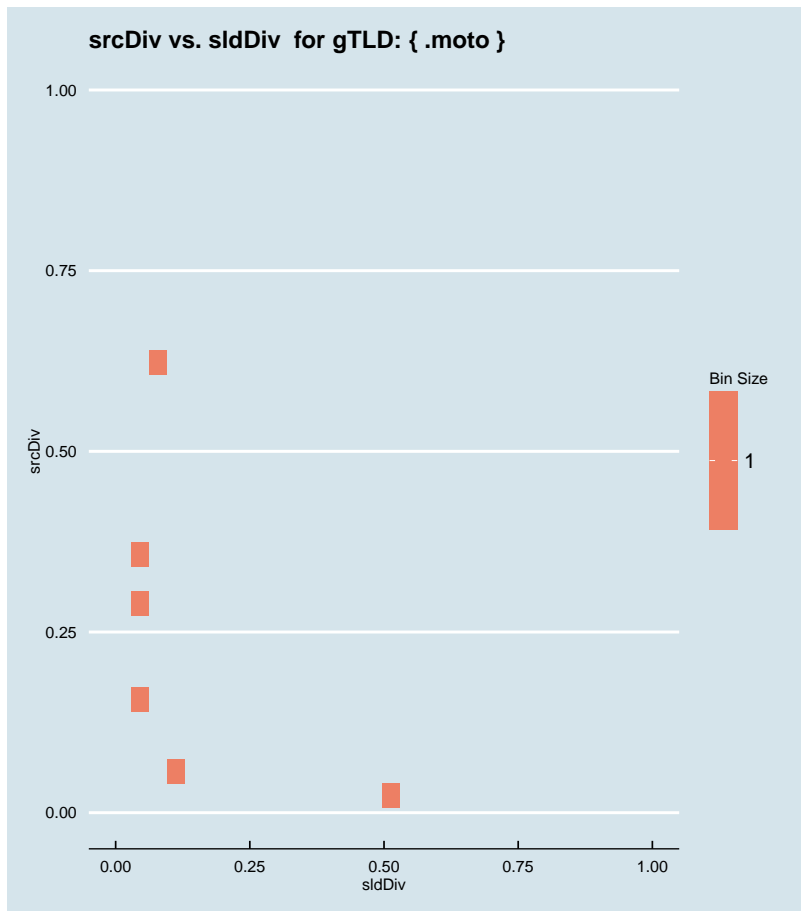


Figure 2.1140: Binned scatter-plot of srcDiv and sldDiv for gTLD: { .moto }.

∴ 2.781 Representative SLDs for gTLD: { .motorcycles }

In this section, we collect representative SLDs related to gTLD: 'motorcycles'. We found 0 unique SLDs after filtering. A total of 0 records were considered representative and they are 0.000% of the gTLD dump. Since the total number of records for this gTLD is 0, there are 0 non-representative records (NRep). In addition, this set comprises 0E0 of the entire data-set.

► { .motorcycles }  
 Total SLDs: 0  
 a-sldDiv: 0.000%  
 a-oR: 0.000%  
 NRep: 0

∴ 2.782 Representative SLDs for gTLD: { .mov }

In this section, we collect representative SLDs related to gTLD: 'mov'. We found 8

► { .mov }  
 Total SLDs: 8  
 a-sldDiv: 63.830%  
 a-oR: 0.002%  
 NRep: 0

unique SLDs after filtering. A total of 60224 records were considered representative and they are 63.830% of the gTLD dump. Since the total number of records for this gTLD is 60224, there are 0 non-representative records (NRep). In addition, this set comprises  $2.47E-5$  of the entire data-set. Table 2.571 shows the corresponding SLDs ordered by the level of importance. Figure 2.1141 shows the record count (PPM) for each representative SLD. Figure 2.1142 shows the binned scatter-plot of srcDiv and sldDiv.

Individual SLD descriptors for gTLD: {mov}										
SLD	count	sldDiv	$\phi$ -sldDiv	ipcount	srcDiv	$\phi$ -srcDiv	oR	a-srcDiv	a-oR	rem
INVALID	0.032	0.336	1.000	0.008	0.254	0.065	$1.3E-5$	0.336	$1.3E-5$	28547
cvmir	0.007	0.074	1.000	$3.1E-5$	0.004	$1.61E-4$	$2.86E-6$	0.410	$1.58E-5$	21580
INCATF	0.007	0.073	1.000	$1.8E-5$	0.003	$7.92E-5$	$2.8E-6$	0.482	$1.86E-5$	14737
INCATE	0.005	0.057	1.000	0.003	0.577	0.190	$2.22E-6$	0.539	$2.09E-5$	9326
RANDOM13	0.004	0.047	1.000	0.001	0.253	0.065	$1.81E-6$	0.586	$2.27E-5$	4919
SHORTSLD	0.002	0.019	0.999	$9.71E-4$	0.543	0.182	$7.33E-7$	0.605	$2.34E-5$	3131
INCATC	0.002	0.019	0.999	0.001	0.609	0.200	$7.32E-7$	0.624	$2.41E-5$	1345
INCATB	0.001	0.014	0.999	$7.98E-4$	0.593	0.192	$5.51E-7$	0.638	$2.47E-5$	0

Table 2.571: Top 8 most significant SLDs for gTLD 'mov'. The SLD list holds 63.830% of the entries found in the gTLD and  $2.47E-5$  of the total number of entries for the entire experiment. **count** represents the number of records found for the SLD (in parts per million). **sldDiv** is the raw count divided by the number of records of this gTLD dump file. **oR** is the ratio of raw count to the total number of records of the experiment.  **$\phi$ -sldDiv** represents the  $\phi$  percentile of sldDiv on the entire data-set. **a-srcDiv** is the cumulative srcDiv variable. **a-oR** is the cumulative oR.

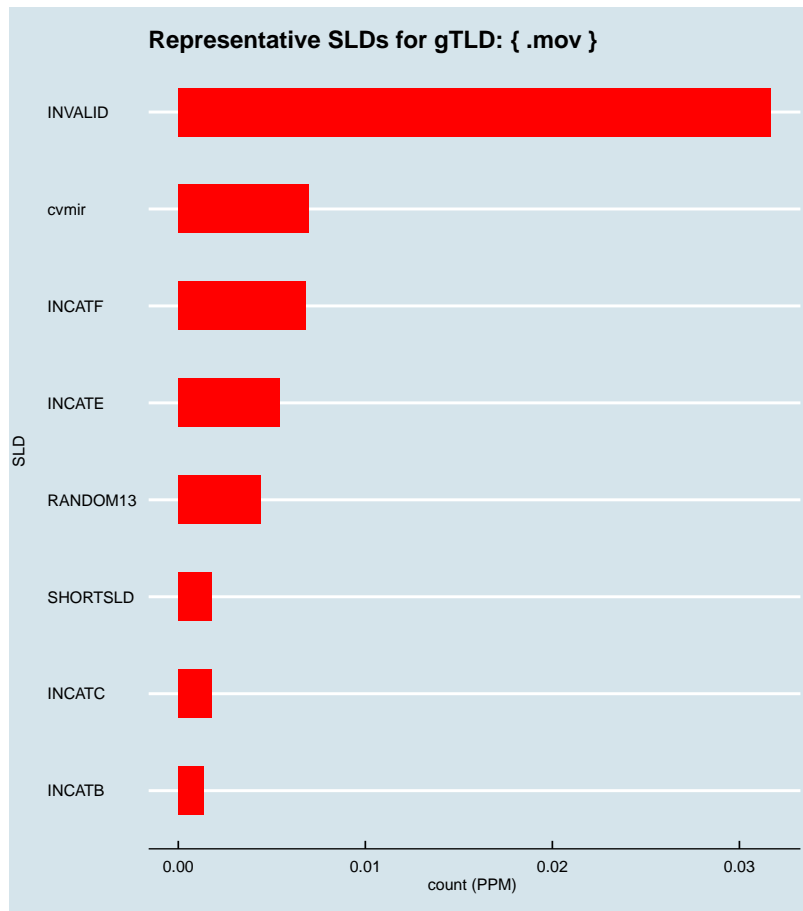


Figure 2.1141: Representative SLDs for gTLD: { .mov}. The *x* axis displays number of times (in parts per million) the corresponding SLD (*y* axis) was found in the gTLD.



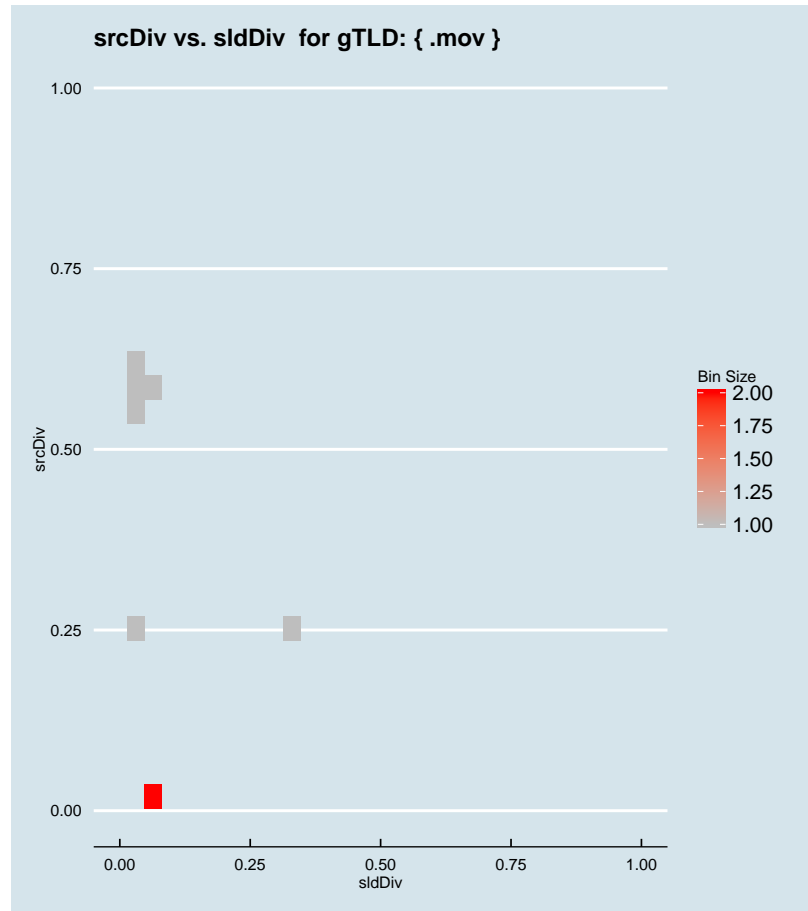


Figure 2.1142: Binned scatter-plot of srcDiv and sldDiv for gTLD: { .mov }.

### :: 2.783 Representative SLDs for gTLD: { .movie }

In this section, we collect representative SLDs related to gTLD: 'movie'. We found 5 unique SLDs after filtering. A total of 14489 records were considered representative and they are 54.221% of the gTLD dump. Since the total number of records for this gTLD is 14489, there are 0 non-representative records (NRep). In addition, this set comprises  $5.94E-6$  of the entire data-set. Table 2.572 shows the corresponding SLDs ordered by the level of importance. Figure 2.1143 shows the record count (PPM) for each representative SLD. Figure 2.1144 shows the binned scatter-plot of srcDiv and sldDiv.

► { .movie }  
Total SLDs: 5  
a-sldDiv: 54.221%  
a-oR: 0.001%  
NRep: 0

Individual SLD descriptors for gTLD: {movie}										
SLD	count	sldDiv	$\phi$ -sldDiv	ipcount	srcDiv	$\phi$ -srcDiv	oR	a-srcDiv	a-oR	rem
INCATE	0.005	0.201	1.000	0.003	0.573	0.190	2.21E-6	0.201	2.21E-6	9108
INCATC	0.003	0.112	1.000	0.001	0.415	0.115	1.23E-6	0.313	3.43E-6	6117
INCATB	0.003	0.095	1.000	0.001	0.428	0.117	1.04E-6	0.409	4.48E-6	3569
INVALID	0.002	0.089	1.000	3.01E-4	0.126	0.024	9.78E-7	0.498	5.45E-6	1183
RANDOM13	0.001	0.044	1.000	3.76E-4	0.318	0.080	4.85E-7	0.542	5.94E-6	0

Table 2.572: Top 5 most significant SLDs for gTLD 'movie'. The SLD list holds 54.221% of the entries found in the gTLD and 5.94E-6 of the total number of entries for the entire experiment. **count** represents the number of records found for the SLD (in parts per million). **sldDiv** is the raw count divided by the number of records of this gTLD dump file. **oR** is the ratio of raw count to the total number of records of the experiment.  **$\phi$ -sldDiv** represents the  $\phi$  percentile of sldDiv on the entire data-set. **a-srcDiv** is the cumulative srcDiv variable. **a-oR** is the cumulative oR.

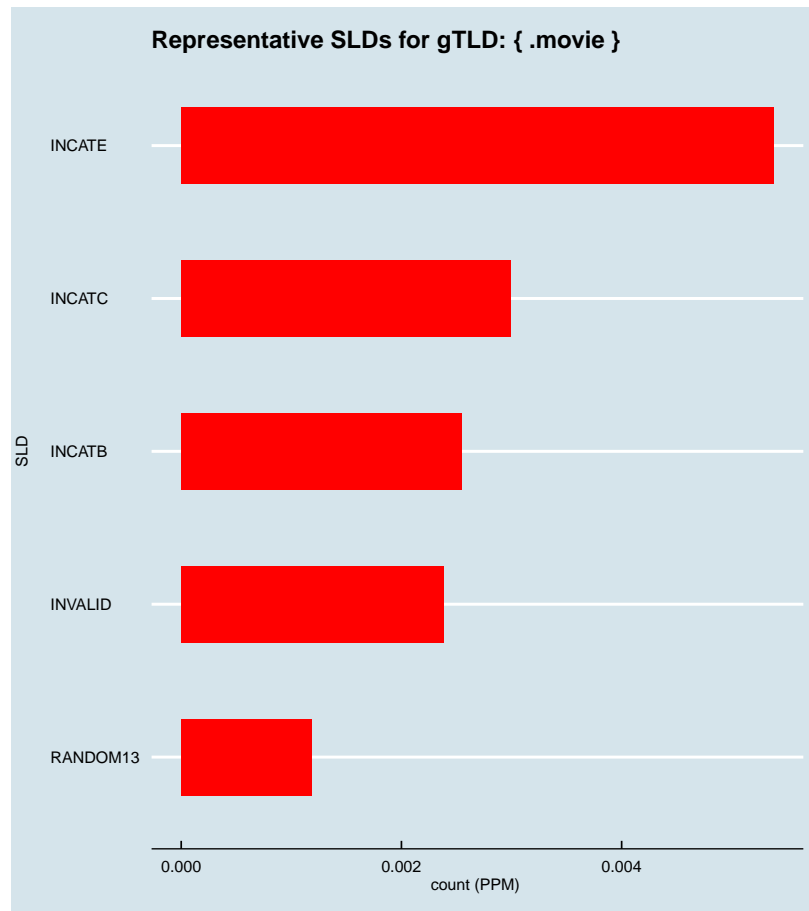


Figure 2.1143: Representative SLDs for gTLD: { .movie}. The  $x$  axis displays number of times (in parts per million) the corresponding SLD ( $y$  axis) was found in the gTLD.

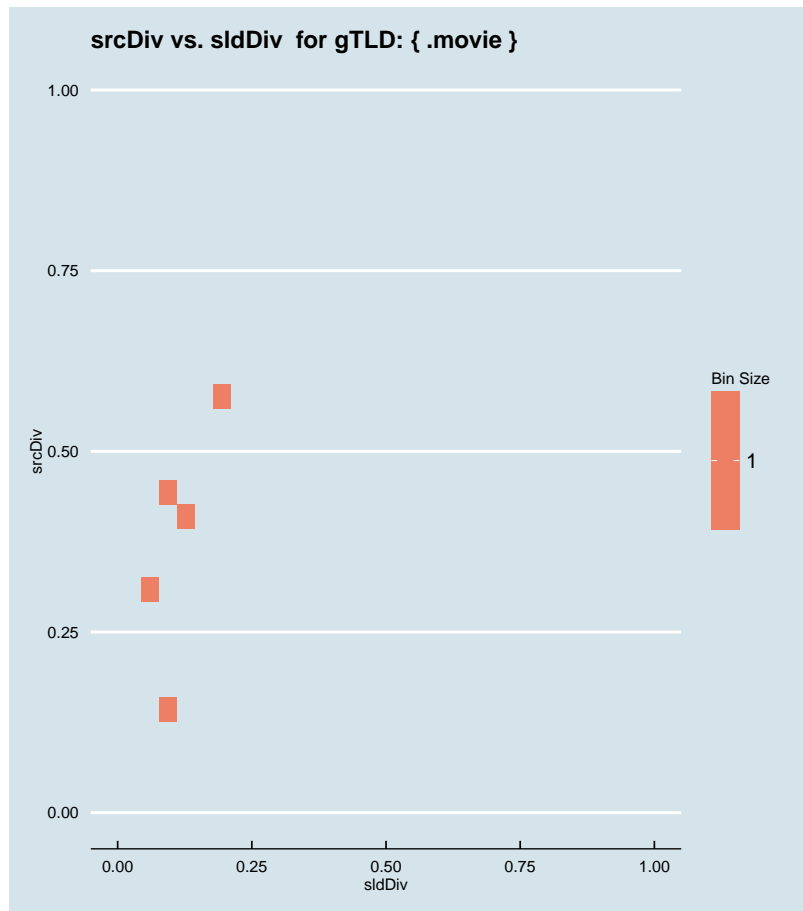


Figure 2.1144: Binned scatter-plot of srcDiv and sldDiv for gTLD: { .movie}.

### :: 2.784 Representative SLDs for gTLD: { .movistar }

In this section, we collect representative SLDs related to gTLD: 'movistar'. We found 13 unique SLDs after filtering. A total of 703571 records were considered representative and they are 97.527% of the gTLD dump. Since the total number of records for this gTLD is 703571, there are 0 non-representative records (NRep). In addition, this set comprises 2.88E−4 of the entire data-set. Table 2.573 shows the corresponding SLDs ordered by the level of importance. Figure 2.1145 shows the record count (PPM) for each representative SLD. Figure 2.1146 shows the binned scatter-plot of srcDiv and sldDiv.

► { .movistar }  
 Total SLDs: 13  
 a-sldDiv: 97.527%  
 a-oR: 0.029%  
 NRep: 0

Individual SLD descriptors for gTLD: {.movistar}										
SLD	count	sldDiv	$\phi$ -sldDiv	ipcount	srcDiv	$\phi$ -srcDiv	oR	a-srcDiv	a-oR	rem
router	0.610	0.846	1.000	0.001	0.002	4.73E-5	2.5E-4	0.846	2.5E-4	93203
RANDOM10	0.030	0.042	1.000	4.26E-4	0.014	8.48E-4	1.24E-5	0.888	2.63E-4	62880
INCATB	0.019	0.026	0.999	4.51E-4	0.024	0.002	7.64E-6	0.914	2.7E-4	44227
INVALID	0.012	0.017	0.999	4.14E-4	0.034	0.003	5.03E-6	0.931	2.75E-4	31945
INCATF	0.006	0.009	0.999	3.86E-4	0.063	0.009	2.52E-6	0.940	2.78E-4	25785
RANDOM13	0.005	0.007	0.999	5.85E-4	0.121	0.022	1.99E-6	0.946	2.8E-4	20935
INCATE	0.005	0.006	0.999	0.001	0.322	0.081	1.87E-6	0.953	2.82E-4	16370
INCATD	0.005	0.006	0.999	2.44E-4	0.054	0.007	1.85E-6	0.959	2.83E-4	11863
isatap	0.004	0.005	0.999	5.47E-4	0.154	0.031	1.46E-6	0.964	2.85E-4	8302
wpad	0.003	0.004	0.998	5.04E-4	0.187	0.041	1.1E-6	0.967	2.86E-4	5613
ptt	0.002	0.003	0.998	1.27E-4	0.060	0.008	8.65E-7	0.970	2.87E-4	3503
INCATC	0.002	0.003	0.998	2.74E-4	0.141	0.027	7.94E-7	0.973	2.88E-4	1565
INCATK	0.002	0.002	0.998	1.57E-4	0.100	0.017	6.41E-7	0.975	2.88E-4	0

Table 2.573: Top 13 most significant SLDs for gTLD 'movistar'. The SLD list holds 97.527% of the entries found in the gTLD and 2.88E-4 of the total number of entries for the entire experiment. **count** represents the number of records found for the SLD (in parts per million). **sldDiv** is the raw count divided by the number of records of this gTLD dump file. **oR** is the ratio of raw count to the total number of records of the experiment.  **$\phi$ -sldDiv** represents the  $\phi$  percentile of sldDiv on the entire data-set. **a-srcDiv** is the cumulative srcDiv variable. **a-oR** is the cumulative oR.

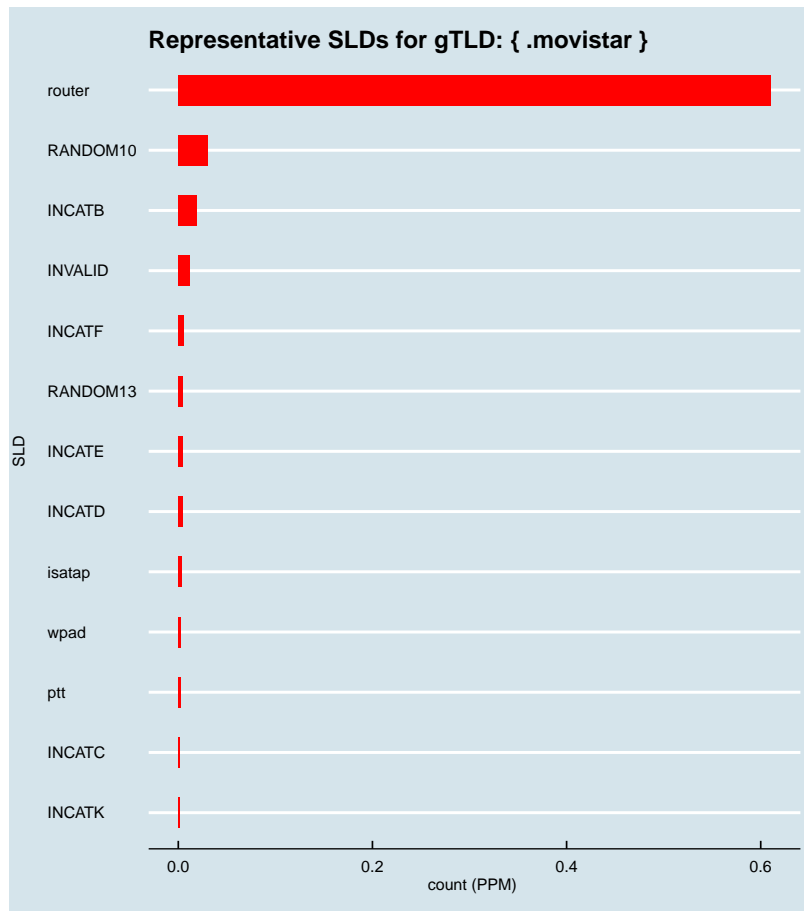


Figure 2.1145: Representative SLDs for gTLD: { .movistar }. The x axis displays number of times (in parts per million) the corresponding SLD (y axis) was found in the gTLD.

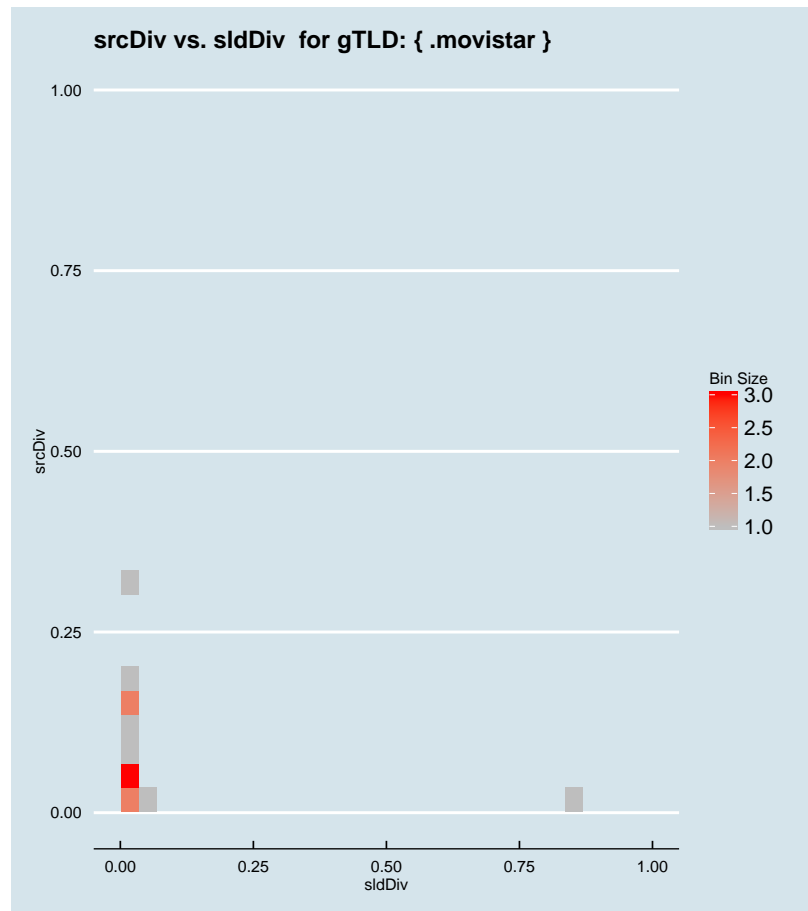


Figure 2.1146: Binned scatter-plot of srcDiv and sldDiv for gTLD: {.movistar}.

### :: 2.785 Representative SLDs for gTLD: {.mozaic}

In this section, we collect representative SLDs related to gTLD: 'mozaic'. We found 0 unique SLDs after filtering. A total of 0 records were considered representative and they are 0.000% of the gTLD dump. Since the total number of records for this gTLD is 0, there are 0 non-representative records (NRep). In addition, this set comprises 0E0 of the entire data-set.

► {.mozaic}  
Total SLDs: 0  
a-sldDiv: 0.000%  
a-oR: 0.000%  
NRep: 0

### :: 2.786 Representative SLDs for gTLD: {.mrmuscle}

In this section, we collect representative SLDs related to gTLD: 'mrmuscle'. We found

► {.mrmuscle}  
Total SLDs: 0  
a-sldDiv: 0.000%  
a-oR: 0.000%  
NRep: 0



0 unique SLDs after filtering. A total of 0 records were considered representative and they are 0.000% of the gTLD dump. Since the total number of records for this gTLD is 0, there are 0 non-representative records (NRep). In addition, this set comprises 0E0 of the entire data-set.

∴ 2.787 Representative SLDs for gTLD: `{.mrporter}`

In this section, we collect representative SLDs related to gTLD: 'mrporter'. We found 0 unique SLDs after filtering. A total of 0 records were considered representative and they are 0.000% of the gTLD dump. Since the total number of records for this gTLD is 0, there are 0 non-representative records (NRep). In addition, this set comprises 0E0 of the entire data-set.

► `{.mrporter}`  
 Total SLDs: 0  
 a-sldDiv: 0.000%  
 a-oR: 0.000%  
 NRep: 0

∴ 2.788 Representative SLDs for gTLD: `{.msd}`

In this section, we collect representative SLDs related to gTLD: 'msd'. We found 15 unique SLDs after filtering. A total of 1468220 records were considered representative and they are 98.466% of the gTLD dump. Since the total number of records for this gTLD is 1468220, there are 0 non-representative records (NRep). In addition, this set comprises 6.02E-4 of the entire data-set. Table 2.574 shows the corresponding SLDs ordered by the level of importance. Figure 2.1147 shows the record count (PPM) for each representative SLD. Figure 2.1148 shows the binned scatter-plot of srcDiv and sldDiv.

► `{.msd}`  
 Total SLDs: 15  
 a-sldDiv: 98.466%  
 a-oR: 0.060%  
 NRep: 0



Individual SLD descriptors for gTLD: {msd}										
SLD	count	sldDiv	$\phi$ -sldDiv	ipcount	srcDiv	$\phi$ -srcDiv	oR	a-srcDiv	a-oR	rem
intranet	0.482	0.323	1.000	0.016	0.033	0.003	1.97E-4	0.323	1.97E-4	986337
gcr-intran...	0.374	0.251	1.000	0.002	0.006	2.19E-4	1.53E-4	0.574	3.51E-4	612278
RANDOM13	0.258	0.173	1.000	0.002	0.008	3.91E-4	1.06E-4	0.747	4.56E-4	354569
INCATD	0.158	0.106	1.000	0.007	0.043	0.005	6.49E-5	0.853	5.21E-4	196110
INCATF	0.158	0.106	1.000	0.011	0.070	0.010	6.47E-5	0.959	5.86E-4	38141
RANDOM10	0.008	0.005	0.999	5.52E-4	0.068	0.010	3.35E-6	0.965	5.89E-4	29976
china-intr...	0.008	0.005	0.999	1.4E-5	0.002	4.51E-5	3.11E-6	0.970	5.93E-4	22379
INVALID	0.007	0.005	0.999	7.81E-4	0.105	0.018	3.04E-6	0.975	5.96E-4	14964
INCATC	0.005	0.004	0.998	3.32E-4	0.061	0.008	2.24E-6	0.978	5.98E-4	9504
web01-dev	0.002	0.001	0.997	8.4E-5	0.040	0.004	8.66E-7	0.980	5.99E-4	7392
INCATB	0.002	0.001	0.997	2.04E-4	0.118	0.022	7.08E-7	0.981	5.99E-4	5664
wpad	0.002	0.001	0.997	2.28E-4	0.144	0.029	6.5E-7	0.982	6E-4	4079
web01-qa	0.002	0.001	0.996	7.8E-5	0.051	0.006	6.21E-7	0.983	6.01E-4	2563
intanet	0.001	8.86E-4	0.996	2.7E-5	0.020	0.002	5.41E-7	0.984	6.01E-4	1242
isatap	0.001	8.33E-4	0.996	2.92E-4	0.235	0.055	5.09E-7	0.985	6.02E-4	0

Table 2.574: Top 15 most significant SLDs for gTLD 'msd'. The SLD list holds 98.466% of the entries found in the gTLD and 6.02E-4 of the total number of entries for the entire experiment. **count** represents the number of records found for the SLD (in parts per million). **sldDiv** is the raw count divided by the number of records of this gTLD dump file. **oR** is the ratio of raw count to the total number of records of the experiment.  **$\phi$ -sldDiv** represents the  $\phi$  percentile of sldDiv on the entire data-set. **a-srcDiv** is the cumulative srcDiv variable. **a-oR** is the cumulative oR.

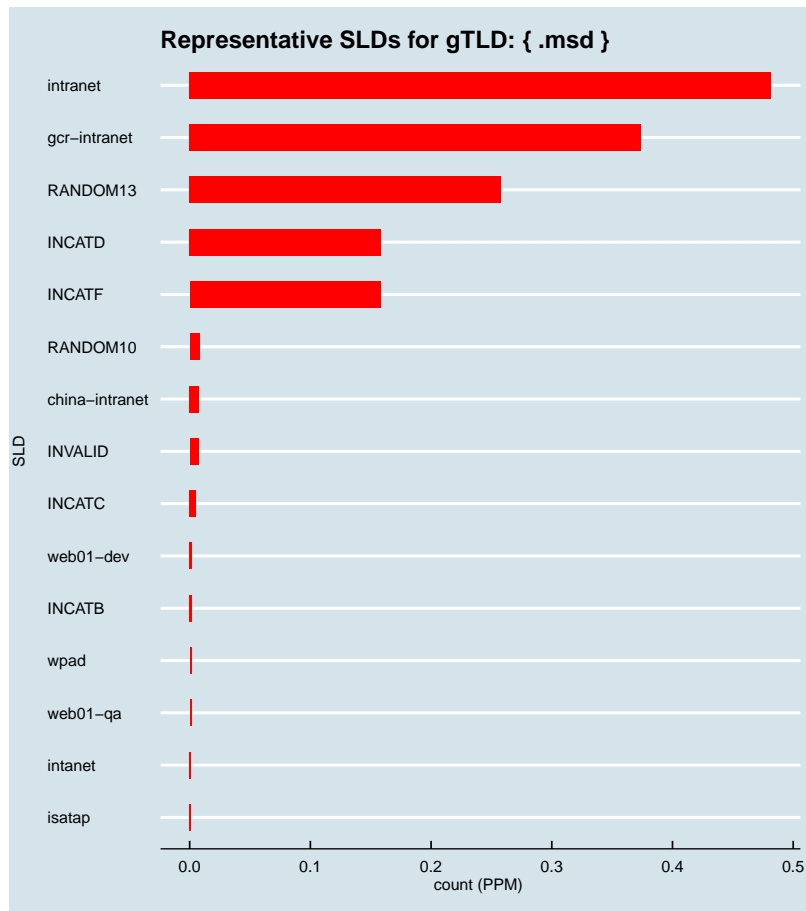


Figure 2.1147: Representative SLDs for gTLD: { .msd}. The x axis displays number of times (in parts per million) the corresponding SLD (y axis) was found in the gTLD.

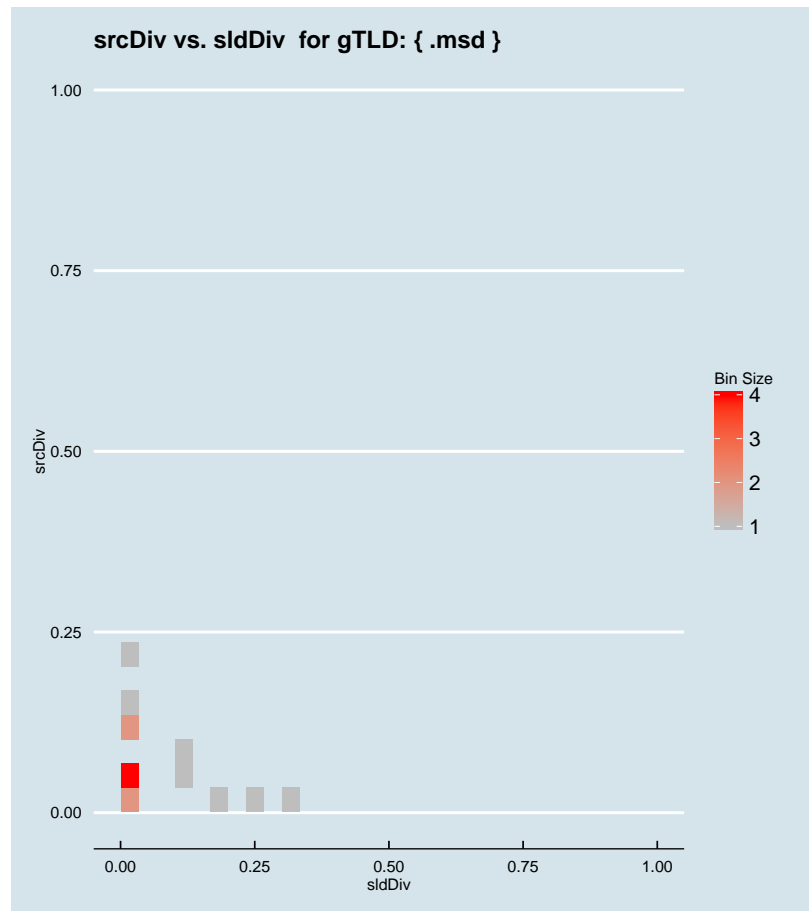


Figure 2.1148: Binned scatter-plot of srcDiv and sldDiv for gTLD: { .msd }.

### :: 2.789 Representative SLDs for gTLD: { .mtn }

In this section, we collect representative SLDs related to gTLD: 'mtn'. We found 10 unique SLDs after filtering. A total of 25678 records were considered representative and they are 57.930% of the gTLD dump. Since the total number of records for this gTLD is 25678, there are 0 non-representative records (NRep). In addition, this set comprises 1.05E−5 of the entire data-set. Table 2.575 shows the corresponding SLDs ordered by the level of importance. Figure 2.1149 shows the record count (PPM) for each representative SLD. Figure 2.1150 shows the binned scatter-plot of srcDiv and sldDiv.

► { .mtn }  
Total SLDs: 10  
a-sldDiv: 57.930%  
a-oR: 0.001%  
NRep: 0

Individual SLD descriptors for gTLD: {mtn}										
SLD	count	sldDiv	$\phi$ -sldDiv	ipcount	srcDiv	$\phi$ -srcDiv	oR	a-srcDiv	a-oR	rem
INCATF	0.004	0.098	1.000	2.54E-4	0.058	0.008	1.79E-6	0.098	1.79E-6	21320
copper	0.004	0.094	1.000	2.42E-4	0.058	0.007	1.72E-6	0.193	3.5E-6	17135
RANDOM13	0.004	0.080	1.000	5.81E-4	0.164	0.034	1.45E-6	0.272	4.95E-6	13602
INCATB	0.003	0.071	1.000	3.88E-4	0.123	0.022	1.29E-6	0.344	6.24E-6	10452
INCATC	0.002	0.053	1.000	3.16E-4	0.133	0.026	9.71E-7	0.397	7.21E-6	8083
INVALID	0.002	0.043	1.000	3.14E-4	0.163	0.034	7.88E-7	0.440	8E-6	6161
INCATE	0.002	0.042	1.000	5.74E-4	0.308	0.079	7.63E-7	0.482	8.76E-6	4298
INCATI	0.002	0.037	1.000	2.78E-4	0.170	0.037	6.71E-7	0.519	9.43E-6	2661
RANDOM10	0.001	0.032	1.000	5.69E-4	0.399	0.107	5.85E-7	0.551	1E-5	1234
gfkd	0.001	0.028	0.999	5.6E-4	0.454	0.124	5.06E-7	0.579	1.05E-5	0

Table 2.575: Top 10 most significant SLDs for gTLD 'mtn'. The SLD list holds 57.930% of the entries found in the gTLD and 1.05E-5 of the total number of entries for the entire experiment. **count** represents the number of records found for the SLD (in parts per million). **sldDiv** is the raw count divided by the number of records of this gTLD dump file. **oR** is the ratio of raw count to the total number of records of the experiment.  **$\phi$ -sldDiv** represents the  $\phi$  percentile of sldDiv on the entire data-set. **a-srcDiv** is the cumulative srcDiv variable. **a-oR** is the cumulative oR.

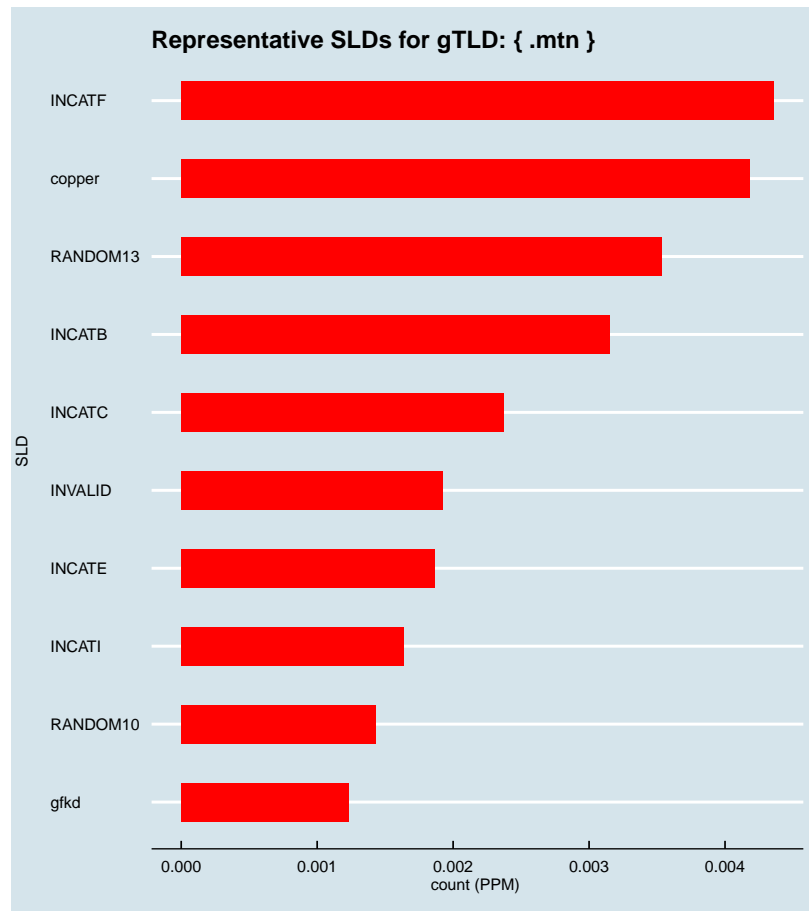


Figure 2.1149: Representative SLDs for gTLD: { .mtn}. The  $x$  axis displays number of times (in parts per million) the corresponding SLD ( $y$  axis) was found in the gTLD.

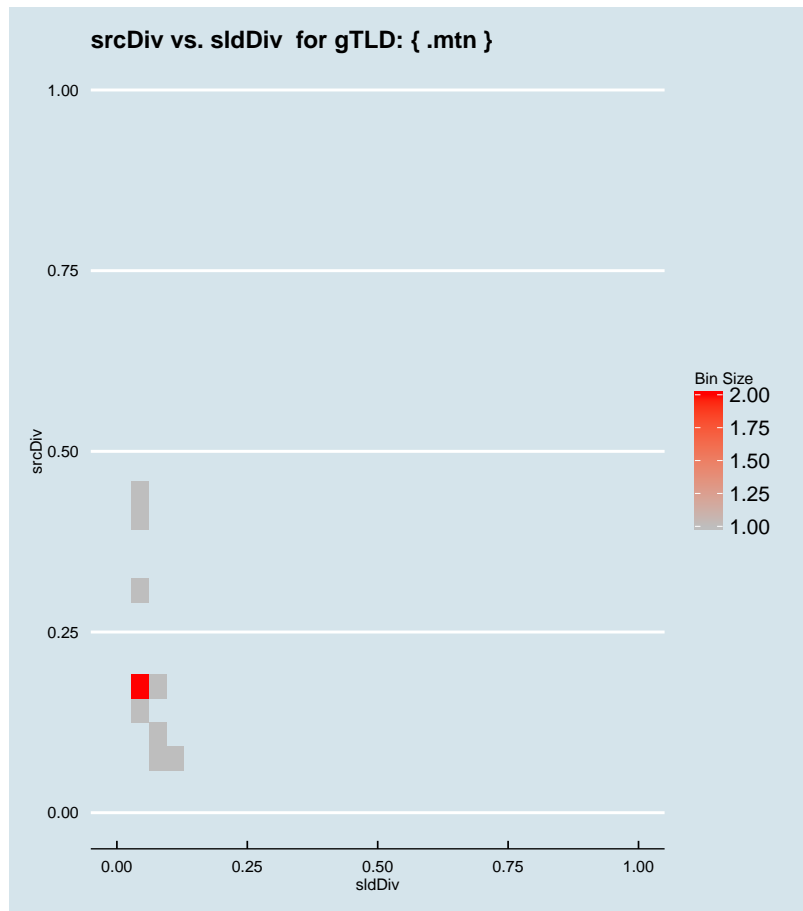


Figure 2.1150: Binned scatter-plot of srcDiv and sldDiv for gTLD: {.mtn}.

∴ 2.790 Representative SLDs for gTLD: {.mtpc}

In this section, we collect representative SLDs related to gTLD: 'mtpc'. We found 0 unique SLDs after filtering. A total of 0 records were considered representative and they are 0.000% of the gTLD dump. Since the total number of records for this gTLD is 0, there are 0 non-representative records (NRep). In addition, this set comprises 0E0 of the entire data-set.

► {.mtpc}  
 Total SLDs: 0  
 a-sldDiv: 0.000%  
 a-oR: 0.000%  
 NRep: 0

∴ 2.791 Representative SLDs for gTLD: {.mtr}

In this section, we collect representative SLDs related to gTLD: 'mtr'. We found 2

► {.mtr}  
 Total SLDs: 2  
 a-sldDiv: 54.155%  
 a-oR: 0.000%  
 NRep: 0

unique SLDs after filtering. A total of 8440 records were considered representative and they are 54.155% of the gTLD dump. Since the total number of records for this gTLD is 8440, there are 0 non-representative records (NRep). In addition, this set comprises  $3.46E-6$  of the entire data-set. Table 2.576 shows the corresponding SLDs ordered by the level of importance. Figure 2.1151 shows the record count (PPM) for each representative SLD. Figure 2.1152 shows the binned scatter-plot of srcDiv and sldDiv.

Individual SLD descriptors for gTLD: {mtr}										
SLD	count	sldDiv	$\phi$ -sldDiv	ipcount	srcDiv	$\phi$ -srcDiv	oR	a-srcDiv	a-oR	rem
fed	0.007	0.457	1.000	$9E-6$	0.001	$2.42E-5$	$2.92E-6$	0.457	$2.92E-6$	1312
INCATB	0.001	0.084	1.000	$2.57E-4$	0.196	0.043	$5.38E-7$	0.542	$3.46E-6$	0

Table 2.576: Top 2 most significant SLDs for gTLD 'mtr'. The SLD list holds 54.155% of the entries found in the gTLD and  $3.46E-6$  of the total number of entries for the entire experiment. **count** represents the number of records found for the SLD (in parts per million). **sldDiv** is the raw count divided by the number of records of this gTLD dump file. **oR** is the ratio of raw count to the total number of records of the experiment.  **$\phi$ -sldDiv** represents the  $\phi$  percentile of sldDiv on the entire data-set. **a-srcDiv** is the cumulative srcDiv variable. **a-oR** is the cumulative oR.

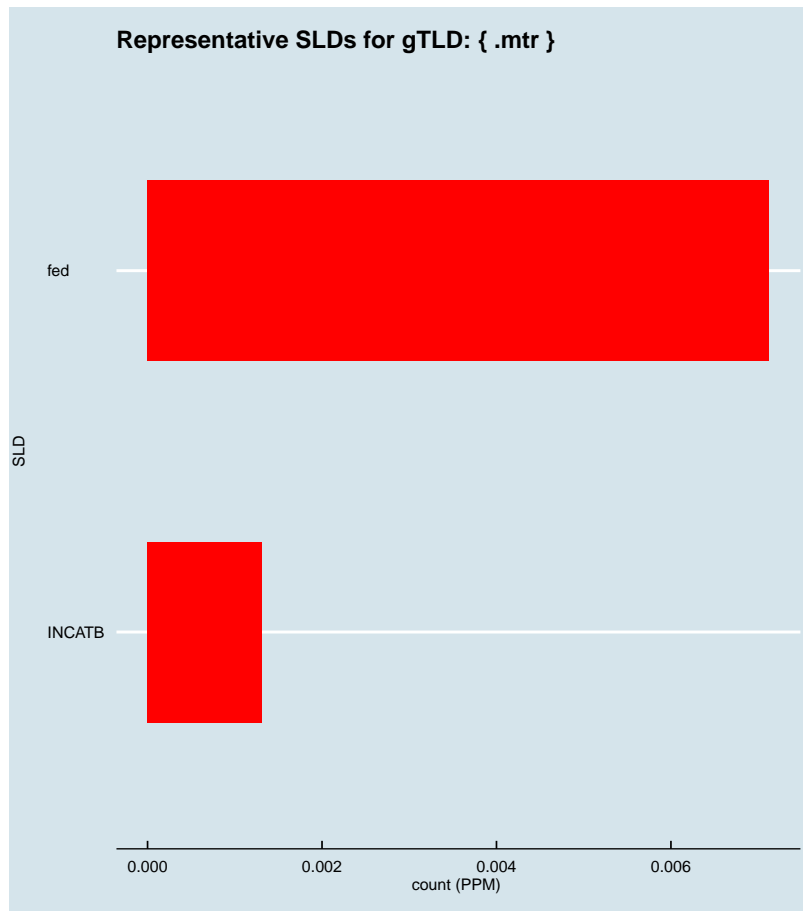


Figure 2.1151: Representative SLDs for gTLD: { .mtr }. The *x* axis displays number of times (in parts per million) the corresponding SLD (*y* axis) was found in the gTLD.



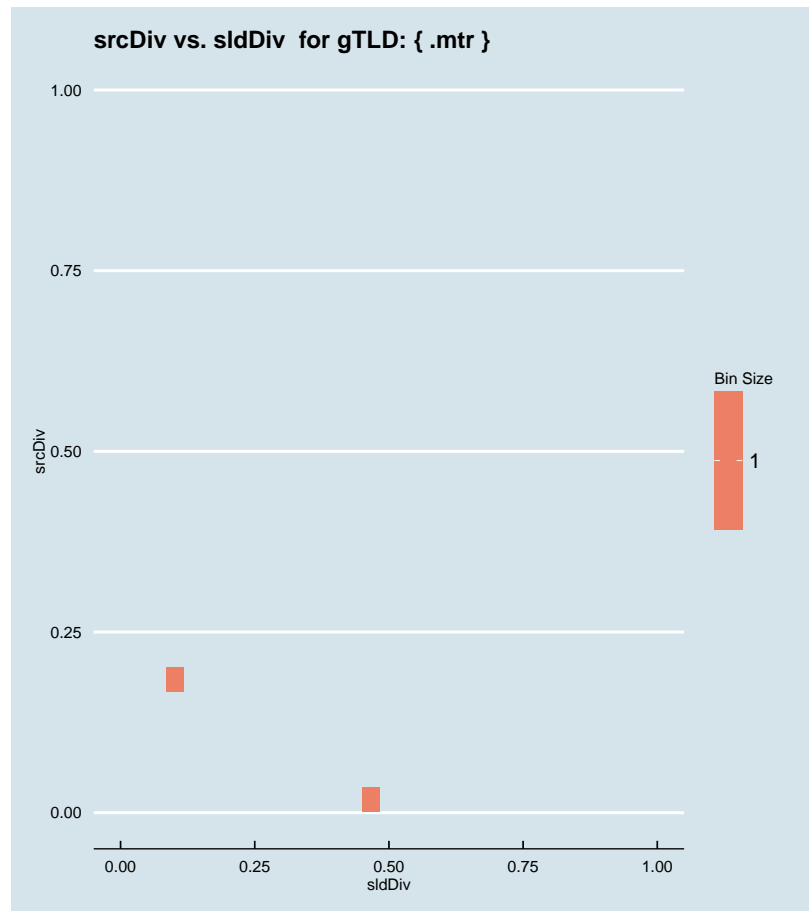


Figure 2.1152: Binned scatter-plot of srcDiv and sldDiv for gTLD: {.mtr}.

### ∴ 2.792 Representative SLDs for gTLD: {.multichoice}

In this section, we collect representative SLDs related to gTLD: 'multichoice'. We found 0 unique SLDs after filtering. A total of 0 records were considered representative and they are 0.000% of the gTLD dump. Since the total number of records for this gTLD is 0, there are 0 non-representative records (NRep). In addition, this set comprises 0E0 of the entire data-set.

▶ {.multichoice}  
Total SLDs: 0  
a-sldDiv: 0.000%  
a-oR: 0.000%  
NRep: 0

### ∴ 2.793 Representative SLDs for gTLD: {.music}

In this section, we collect representative SLDs related to gTLD: 'music'. We found 13

▶ {.music}  
Total SLDs: 13  
a-sldDiv: 78.443%  
a-oR: 0.004%  
NRep: 0

unique SLDs after filtering. A total of 93387 records were considered representative and they are 78.443% of the gTLD dump. Since the total number of records for this gTLD is 93387, there are 0 non-representative records (NRep). In addition, this set comprises  $3.83E-5$  of the entire data-set. Table 2.577 shows the corresponding SLDs ordered by the level of importance. Figure 2.1153 shows the record count (PPM) for each representative SLD. Figure 2.1154 shows the binned scatter-plot of srcDiv and sldDiv.

Individual SLD descriptors for gTLD: {music}										
SLD	count	sldDiv	$\phi$ -sldDiv	ipcount	srcDiv	$\phi$ -srcDiv	oR	a-srcDiv	a-oR	rem
RANDOM13	0.019	0.163	1.000	$8.02E-4$	0.041	0.004	$7.95E-6$	0.163	$7.95E-6$	73982
dolphin	0.016	0.133	1.000	$1.8E-4$	0.011	$6.11E-4$	$6.49E-6$	0.296	$1.44E-5$	58145
INCATB	0.013	0.110	1.000	0.002	0.189	0.042	$5.37E-6$	0.406	$1.98E-5$	45031
INVALID	0.011	0.095	1.000	$9.4E-4$	0.083	0.013	$4.65E-6$	0.501	$2.45E-5$	33689
INCATE	0.008	0.067	1.000	0.004	0.460	0.126	$3.27E-6$	0.569	$2.77E-5$	25699
INCATC	0.007	0.058	1.000	0.003	0.486	0.130	$2.84E-6$	0.627	$3.06E-5$	18770
wpad	0.004	0.035	1.000	$6.27E-4$	0.150	0.030	$1.72E-6$	0.662	$3.23E-5$	14585
INCATF	0.004	0.033	1.000	$3.83E-4$	0.097	0.016	$1.61E-6$	0.695	$3.39E-5$	10645
RANDOM10	0.004	0.032	1.000	$6.97E-4$	0.184	0.041	$1.55E-6$	0.727	$3.55E-5$	6856
slso	0.002	0.020	0.999	$2.11E-4$	0.089	0.014	$9.75E-7$	0.747	$3.64E-5$	4476
isatap	0.002	0.015	0.999	$4.57E-4$	0.249	0.057	$7.53E-7$	0.762	$3.72E-5$	2639
SHORTSLD	0.001	0.012	0.999	$9.18E-4$	0.635	0.205	$5.93E-7$	0.774	$3.78E-5$	1193
INCATD	0.001	0.010	0.999	$2.44E-4$	0.205	0.048	$4.89E-7$	0.784	$3.83E-5$	0

Table 2.577: Top 13 most significant SLDs for gTLD 'music'. The SLD list holds 78.443% of the entries found in the gTLD and  $3.83E-5$  of the total number of entries for the entire experiment. **count** represents the number of records found for the SLD (in parts per million). **sldDiv** is the raw count divided by the number of records of this gTLD dump file. **oR** is the ratio of raw count to the total number of records of the experiment.  **$\phi$ -sldDiv** represents the  $\phi$  percentile of sldDiv on the entire data-set. **a-srcDiv** is the cumulative srcDiv variable. **a-oR** is the cumulative oR.

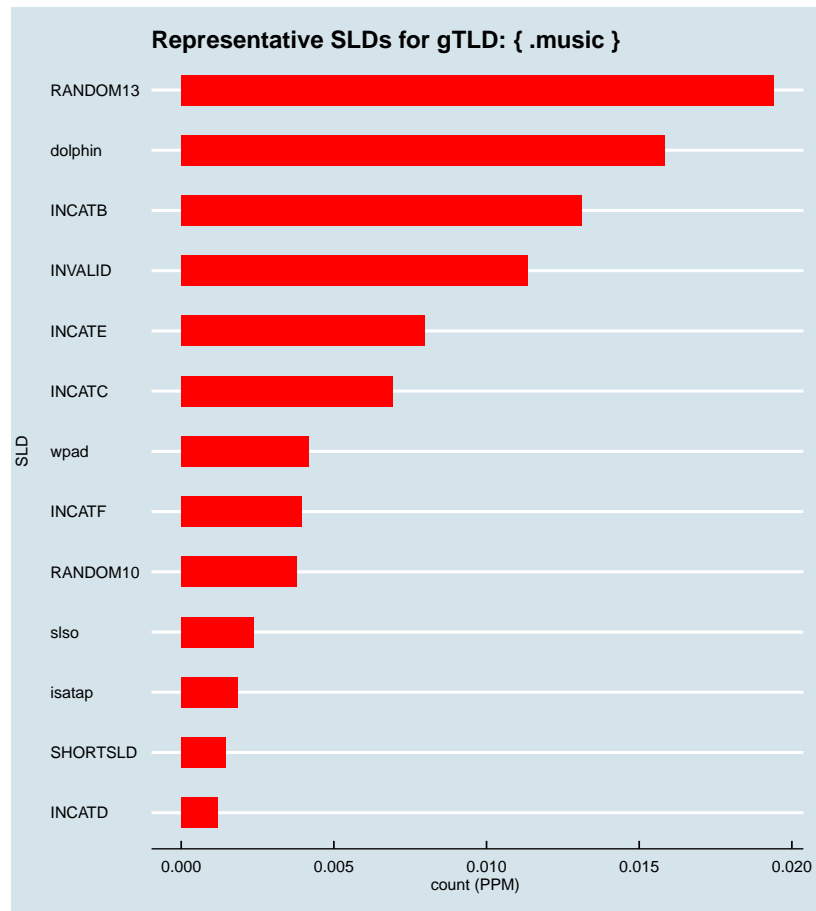


Figure 2.1153: Representative SLDs for gTLD: { .music}. The  $x$  axis displays number of times (in parts per million) the corresponding SLD ( $y$  axis) was found in the gTLD.

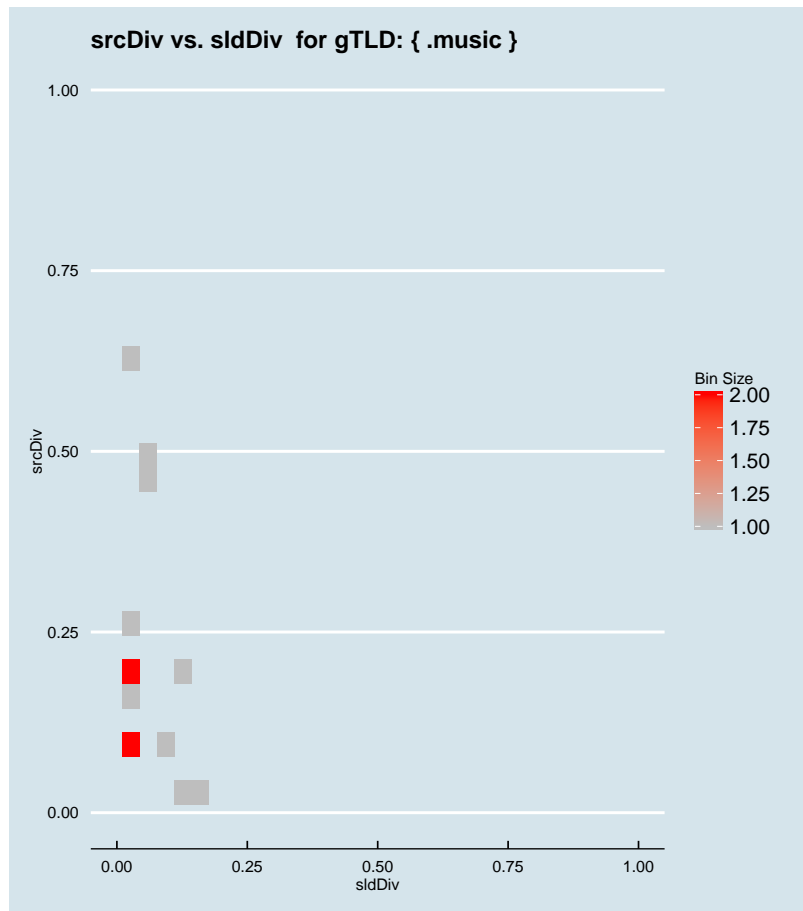


Figure 2.1154: Binned scatter-plot of srcDiv and sldDiv for gTLD: {.music}.

### :: 2.794 Representative SLDs for gTLD: {.mutual}

In this section, we collect representative SLDs related to gTLD: 'mutual'. We found 2 unique SLDs after filtering. A total of 4499 records were considered representative and they are 44.138% of the gTLD dump. Since the total number of records for this gTLD is 4499, there are 0 non-representative records (NRep). In addition, this set comprises  $1.84E-6$  of the entire data-set. Table 2.578 shows the corresponding SLDs ordered by the level of importance. Figure 2.1155 shows the record count (PPM) for each representative SLD. Figure 2.1156 shows the binned scatter-plot of srcDiv and sldDiv.

► {.mutual}  
 Total SLDs: 2  
 a-sldDiv: 44.138%  
 a-oR: 0.000%  
 NRep: 0

Individual SLD descriptors for gTLD: {mutual}										
SLD	count	sldDiv	$\phi$ -sldDiv	ipcount	srcDiv	$\phi$ -srcDiv	oR	a-srcDiv	a-oR	rem
INCATF	0.003	0.293	1.000	7.4E-5	0.025	0.002	1.22E-6	0.293	1.22E-6	1512
INVALID	0.002	0.148	1.000	9.4E-5	0.062	0.008	6.2E-7	0.441	1.84E-6	0

Table 2.578: Top 2 most significant SLDs for gTLD 'mutual'. The SLD list holds 44.138% of the entries found in the gTLD and 1.84E-6 of the total number of entries for the entire experiment. **count** represents the number of records found for the SLD (in parts per million). **sldDiv** is the raw count divided by the number of records of this gTLD dump file. **oR** is the ratio of raw count to the total number of records of the experiment.  $\phi$ -**sldDiv** represents the  $\phi$  percentile of sldDiv on the entire data-set. **a-srcDiv** is the cumulative srcDiv variable. **a-oR** is the cumulative oR.

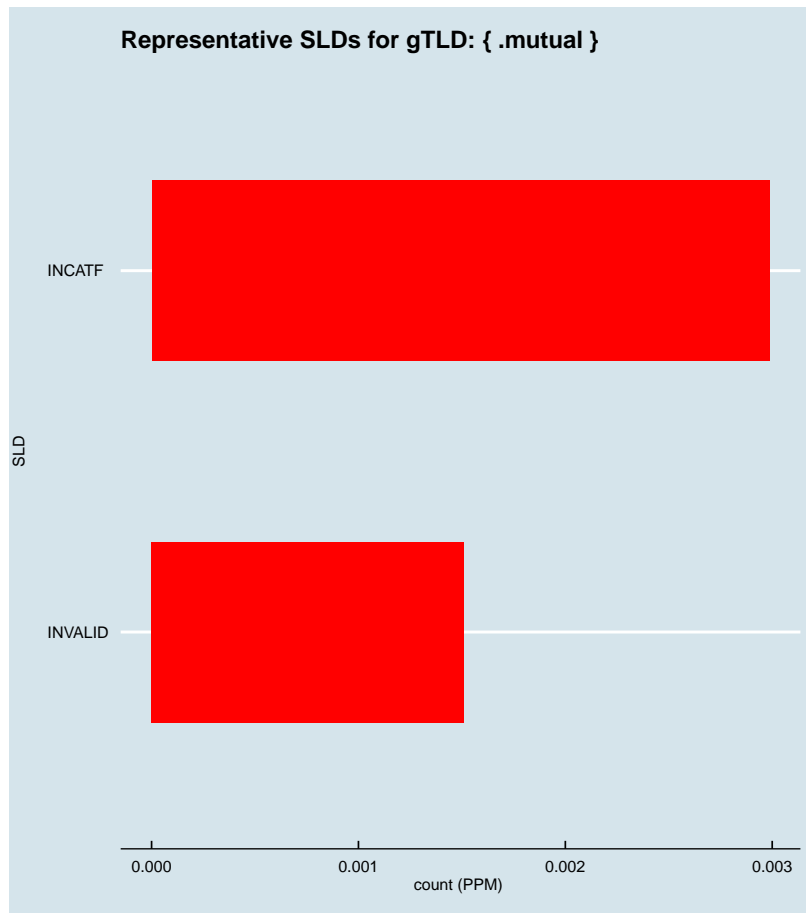


Figure 2.1155: Representative SLDs for gTLD: { .mutual }. The  $x$  axis displays number of times (in parts per million) the corresponding SLD ( $y$  axis) was found in the gTLD.

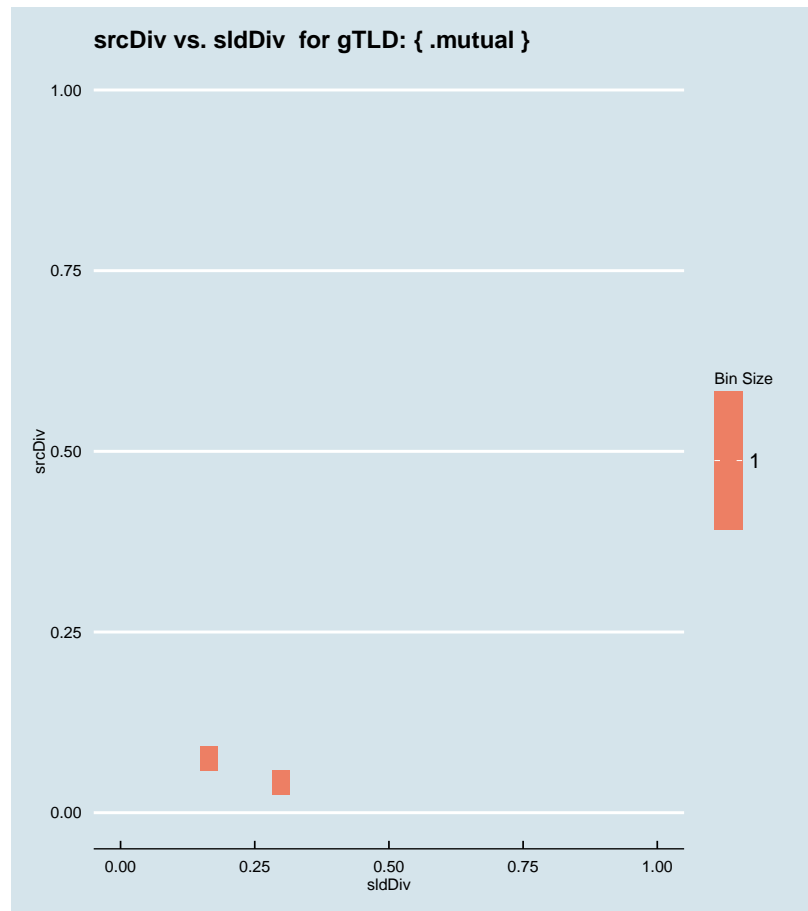


Figure 2.1156: Binned scatter-plot of srcDiv and sldDiv for gTLD: { .mutual }.

### :: 2.795 Representative SLDs for gTLD: { .mutualfunds }

In this section, we collect representative SLDs related to gTLD: 'mutualfunds'. We found 0 unique SLDs after filtering. A total of 0 records were considered representative and they are 0.000% of the gTLD dump. Since the total number of records for this gTLD is 0, there are 0 non-representative records (NRep). In addition, this set comprises 0E0 of the entire data-set.

► { .mutualfunds }  
Total SLDs: 0  
a-sldDiv: 0.000%  
a-oR: 0.000%  
NRep: 0

### :: 2.796 Representative SLDs for gTLD: { .mutuelle }

In this section, we collect representative SLDs related to gTLD: 'mutuelle'. We found

► { .mutuelle }  
Total SLDs: 0  
a-sldDiv: 0.000%  
a-oR: 0.000%  
NRep: 0

0 unique SLDs after filtering. A total of 0 records were considered representative and they are 0.000% of the gTLD dump. Since the total number of records for this gTLD is 0, there are 0 non-representative records (NRep). In addition, this set comprises 0E0 of the entire data-set.

∴ 2.797 Representative SLDs for gTLD: {mzansimagic}

In this section, we collect representative SLDs related to gTLD: 'mzansimagic'. We found 0 unique SLDs after filtering. A total of 0 records were considered representative and they are 0.000% of the gTLD dump. Since the total number of records for this gTLD is 0, there are 0 non-representative records (NRep). In addition, this set comprises 0E0 of the entire data-set.

► {mzansimagic}  
 Total SLDs: 0  
 a-sldDiv: 0.000%  
 a-oR: 0.000%  
 NRep: 0

∴ 2.798 Representative SLDs for gTLD: {nab}

In this section, we collect representative SLDs related to gTLD: 'nab'. We found 2 unique SLDs after filtering. A total of 5215 records were considered representative and they are 40.401% of the gTLD dump. Since the total number of records for this gTLD is 5215, there are 0 non-representative records (NRep). In addition, this set comprises 2.14E-6 of the entire data-set. Table 2.579 shows the corresponding SLDs ordered by the level of importance. Figure 2.1157 shows the record count (PPM) for each representative SLD. Figure 2.1158 shows the binned scatter-plot of srcDiv and sldDiv.

► {nab}  
 Total SLDs: 2  
 a-sldDiv: 40.401%  
 a-oR: 0.000%  
 NRep: 0

Individual SLD descriptors for gTLD: {nab}										
SLD	count	sldDiv	$\phi$ -sldDiv	ipcount	srcDiv	$\phi$ -srcDiv	oR	a-srcDiv	a-oR	rem
INCATB	0.003	0.228	1.000	2.36E-4	0.080	0.012	1.21E-6	0.228	1.21E-6	2266
INCATE	0.002	0.176	1.000	9.65E-4	0.426	0.117	9.29E-7	0.404	2.14E-6	0

Table 2.579: Top 2 most significant SLDs for gTLD 'nab'. The SLD list holds 40.401% of the entries found in the gTLD and 2.14E-6 of the total number of entries for the entire experiment. **count** represents the number of records found for the SLD (in parts per million). **sldDiv** is the raw count divided by the number of records of this gTLD dump file. **oR** is the ratio of raw count to the total number of records of the experiment.  **$\phi$ -sldDiv** represents the  $\phi$  percentile of sldDiv on the entire data-set. **a-srcDiv** is the cumulative srcDiv variable. **a-oR** is the cumulative oR.



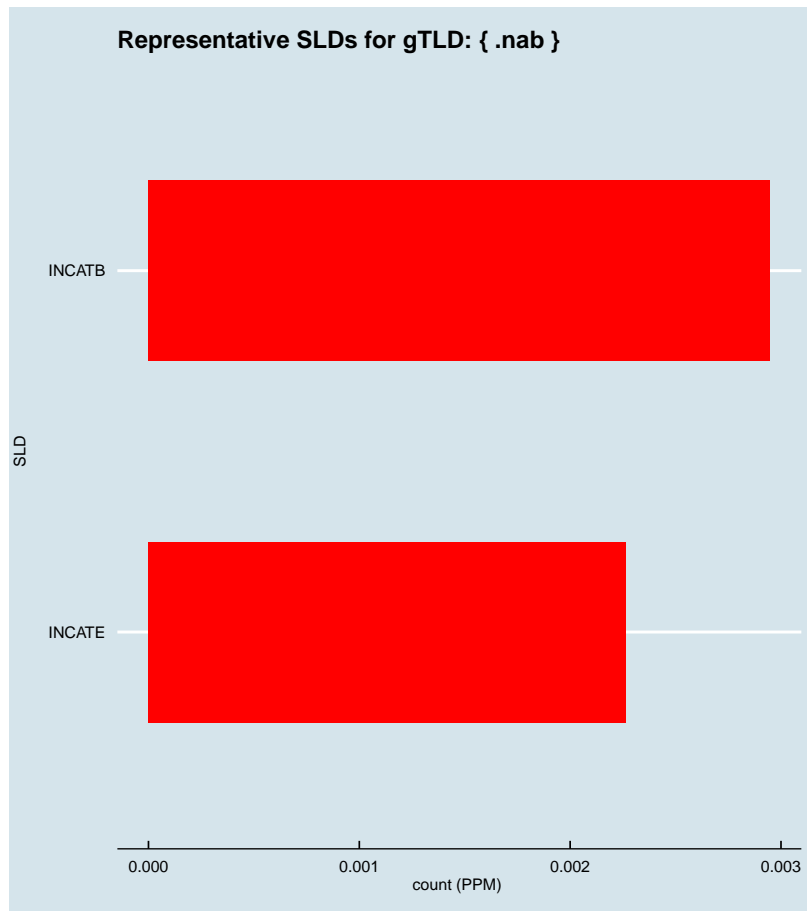


Figure 2.1157: Representative SLDs for gTLD: { .nab}. The  $x$  axis displays number of times (in parts per million) the corresponding SLD ( $y$  axis) was found in the gTLD.

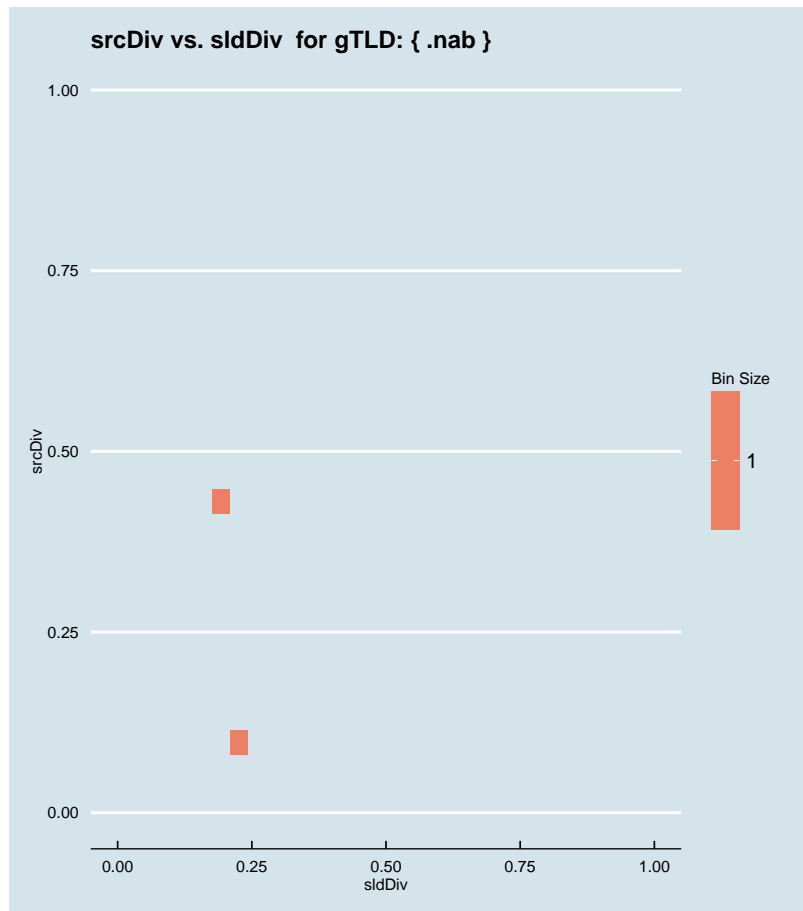


Figure 2.1158: Binned scatter-plot of srcDiv and sldDiv for gTLD: { .nab }.

∴ 2.799 Representative SLDs for gTLD: { .nadex }

In this section, we collect representative SLDs related to gTLD: 'nadex'. We found 0 unique SLDs after filtering. A total of 0 records were considered representative and they are 0.000% of the gTLD dump. Since the total number of records for this gTLD is 0, there are 0 non-representative records (NRep). In addition, this set comprises 0E0 of the entire data-set.

► { .nadex }  
 Total SLDs: 0  
 a-sldDiv: 0.000%  
 a-oR: 0.000%  
 NRep: 0

∴ 2.800 Representative SLDs for gTLD: { .nagoya }

In this section, we collect representative SLDs related to gTLD: 'nagoya'. We found 2

► { .nagoya }  
 Total SLDs: 2  
 a-sldDiv: 32.668%  
 a-oR: 0.000%  
 NRep: 0

unique SLDs after filtering. A total of 4711 records were considered representative and they are 32.668% of the gTLD dump. Since the total number of records for this gTLD is 4711, there are 0 non-representative records (NRep). In addition, this set comprises  $1.93E-6$  of the entire data-set. Table 2.580 shows the corresponding SLDs ordered by the level of importance. Figure 2.1159 shows the record count (PPM) for each representative SLD. Figure 2.1160 shows the binned scatter-plot of srcDiv and sldDiv.

Individual SLD descriptors for gTLD: {nagoya}										
SLD	count	sldDiv	$\phi$ -sldDiv	ipcount	srcDiv	$\phi$ -srcDiv	oR	a-srcDiv	a-oR	rem
INCATC	0.003	0.188	1.000	$4.79E-4$	0.177	0.039	$1.11E-6$	0.188	$1.11E-6$	2005
INCATF	0.002	0.139	1.000	$1.19E-4$	0.059	0.008	$8.22E-7$	0.327	$1.93E-6$	0

Table 2.580: Top 2 most significant SLDs for gTLD 'nagoya'. The SLD list holds 32.668% of the entries found in the gTLD and  $1.93E-6$  of the total number of entries for the entire experiment. **count** represents the number of records found for the SLD (in parts per million). **sldDiv** is the raw count divided by the number of records of this gTLD dump file. **oR** is the ratio of raw count to the total number of records of the experiment.  **$\phi$ -sldDiv** represents the  $\phi$  percentile of sldDiv on the entire data-set. **a-srcDiv** is the cumulative srcDiv variable. **a-oR** is the cumulative oR.

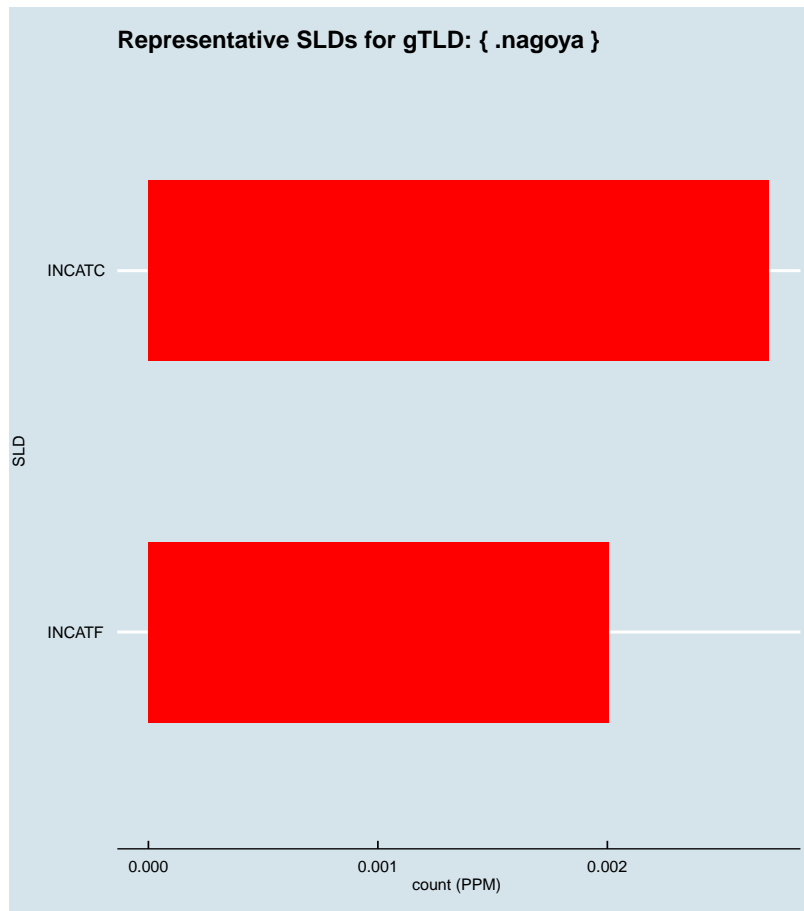


Figure 2.1159: Representative SLDs for gTLD: { .nagoya}. The *x* axis displays number of times (in parts per million) the corresponding SLD (*y* axis) was found in the gTLD.

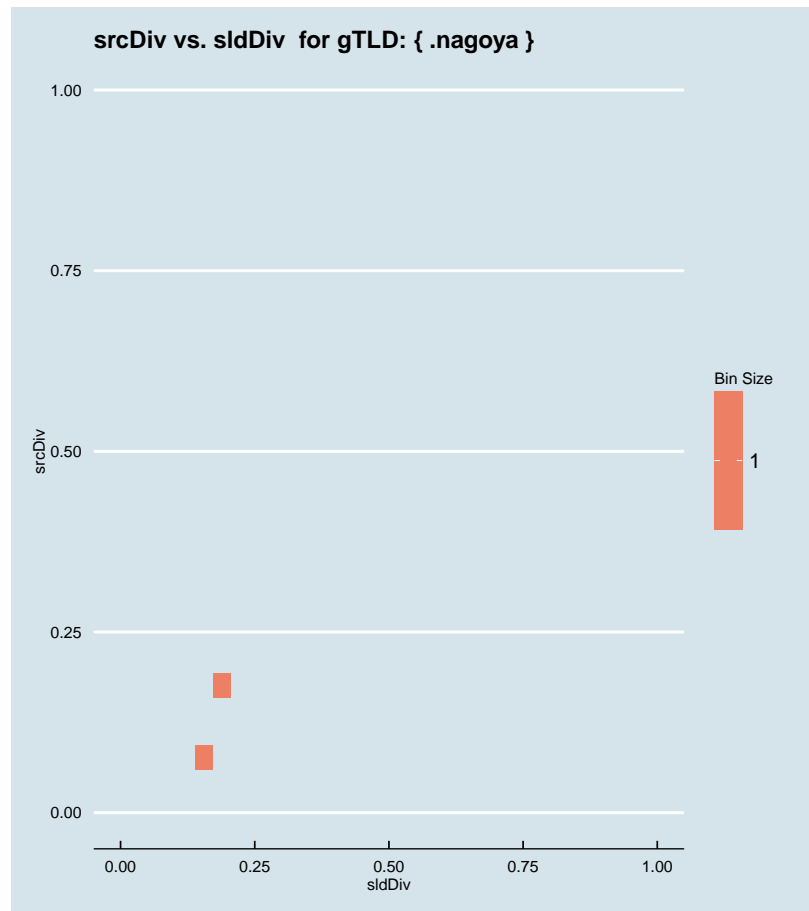


Figure 2.1160: Binned scatter-plot of srcDiv and sldDiv for gTLD: {.nagoya}.

### :: 2.801 Representative SLDs for gTLD: {.naspers}

In this section, we collect representative SLDs related to gTLD: 'naspers'. We found 0 unique SLDs after filtering. A total of 0 records were considered representative and they are 0.000% of the gTLD dump. Since the total number of records for this gTLD is 0, there are 0 non-representative records (NRep). In addition, this set comprises 0E0 of the entire data-set.

► {.naspers}  
Total SLDs: 0  
a-sldDiv: 0.000%  
a-oR: 0.000%  
NRep: 0

### :: 2.802 Representative SLDs for gTLD: {.nationwide}

In this section, we collect representative SLDs related to gTLD: 'nationwide'. We found

► {.nationwide}  
Total SLDs: 3  
a-sldDiv: 61.248%  
a-oR: 0.000%  
NRep: 0

3 unique SLDs after filtering. A total of 8530 records were considered representative and they are 61.248% of the gTLD dump. Since the total number of records for this gTLD is 8530, there are 0 non-representative records (NRep). In addition, this set comprises  $3.5E-6$  of the entire data-set. Table 2.581 shows the corresponding SLDs ordered by the level of importance. Figure 2.1161 shows the record count (PPM) for each representative SLD. Figure 2.1162 shows the binned scatter-plot of srcDiv and sldDiv.

Individual SLD descriptors for gTLD: {nationwide}										
SLD	count	sldDiv	$\phi$ -sldDiv	ipcount	srcDiv	$\phi$ -srcDiv	oR	a-srcDiv	a-oR	rem
INCATB	0.005	0.380	1.000	$5.1E-4$	0.096	0.016	$2.17E-6$	0.380	$2.17E-6$	3233
INVALID	0.002	0.128	1.000	$2.47E-4$	0.139	0.027	$7.3E-7$	0.508	$2.9E-6$	1451
INCATE	0.001	0.104	1.000	$8.26E-4$	0.569	0.187	$5.95E-7$	0.612	$3.5E-6$	0

Table 2.581: Top 3 most significant SLDs for gTLD 'nationwide'. The SLD list holds 61.248% of the entries found in the gTLD and  $3.5E-6$  of the total number of entries for the entire experiment. **count** represents the number of records found for the SLD (in parts per million). **sldDiv** is the raw count divided by the number of records of this gTLD dump file. **oR** is the ratio of raw count to the total number of records of the experiment.  **$\phi$ -sldDiv** represents the  $\phi$  percentile of sldDiv on the entire data-set. **a-srcDiv** is the cumulative srcDiv variable. **a-oR** is the cumulative oR.

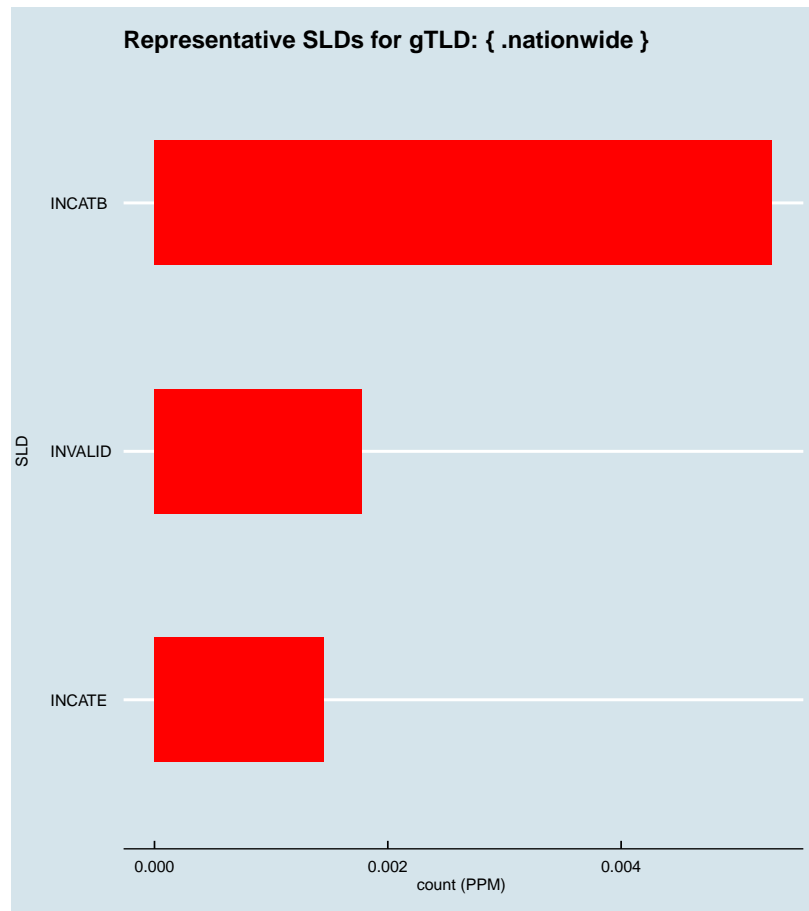


Figure 2.1161: Representative SLDs for gTLD: { .nationwide }. The  $x$  axis displays number of times (in parts per million) the corresponding SLD ( $y$  axis) was found in the gTLD.

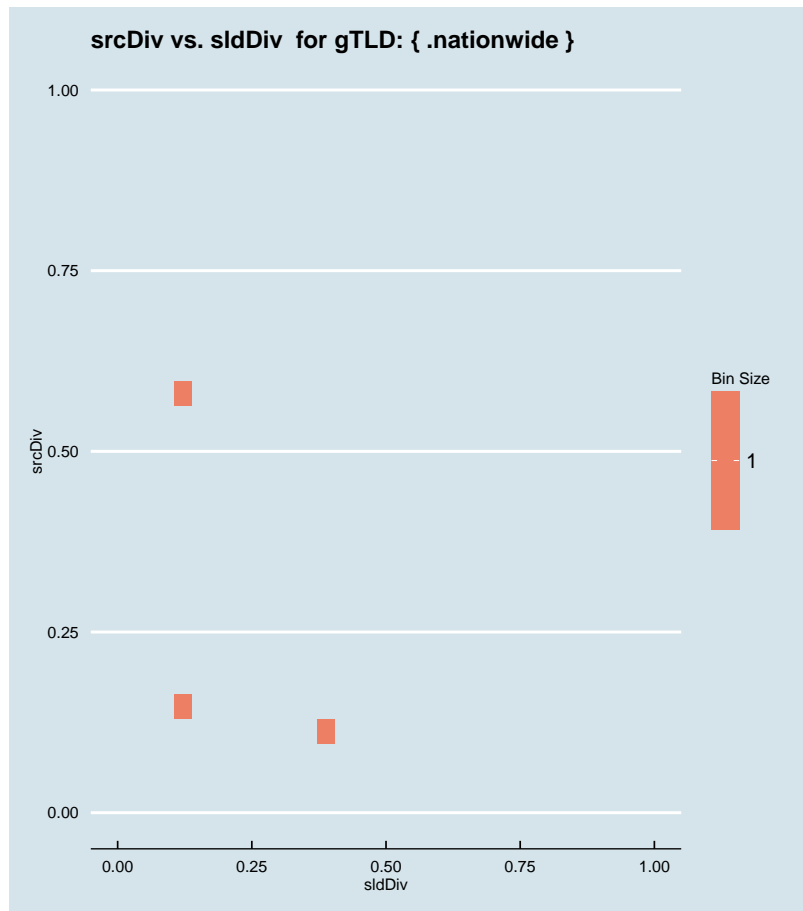


Figure 2.1162: Binned scatter-plot of srcDiv and sldDiv for gTLD: { .nationwide }.

### :: 2.803 Representative SLDs for gTLD: { .natura }

In this section, we collect representative SLDs related to gTLD: 'natura'. We found 5 unique SLDs after filtering. A total of 310061 records were considered representative and they are 98.338% of the gTLD dump. Since the total number of records for this gTLD is 310061, there are 0 non-representative records (NRep). In addition, this set comprises 1.27E-4 of the entire data-set. Table 2.582 shows the corresponding SLDs ordered by the level of importance. Figure 2.1163 shows the record count (PPM) for each representative SLD. Figure 2.1164 shows the binned scatter-plot of srcDiv and sldDiv.

► { .natura }  
 Total SLDs: 5  
 a-sldDiv: 98.338%  
 a-oR: 0.013%  
 NRep: 0



Individual SLD descriptors for gTLD: {.natura}										
SLD	count	sldDiv	$\phi$ -sldDiv	ipcount	srcDiv	$\phi$ -srcDiv	oR	a-srcDiv	a-oR	rem
INCATB	0.303	0.961	1.000	0.006	0.020	0.001	1.24E-4	0.961	1.24E-4	6959
INCATD	0.002	0.007	0.999	6.57E-4	0.286	0.074	9.41E-7	0.969	1.25E-4	4663
INCATE	0.002	0.007	0.999	9.63E-4	0.460	0.126	8.58E-7	0.975	1.26E-4	2570
INCATF	0.001	0.004	0.999	2E-5	0.015	9.04E-4	5.6E-7	0.980	1.27E-4	1203
INVALID	0.001	0.004	0.998	8.4E-5	0.070	0.010	4.93E-7	0.983	1.27E-4	0

Table 2.582: Top 5 most significant SLDs for gTLD 'natura'. The SLD list holds 98.338% of the entries found in the gTLD and 1.27E-4 of the total number of entries for the entire experiment. **count** represents the number of records found for the SLD (in parts per million). **sldDiv** is the raw count divided by the number of records of this gTLD dump file. **oR** is the ratio of raw count to the total number of records of the experiment.  **$\phi$ -sldDiv** represents the  $\phi$  percentile of sldDiv on the entire data-set. **a-srcDiv** is the cumulative srcDiv variable. **a-oR** is the cumulative oR.

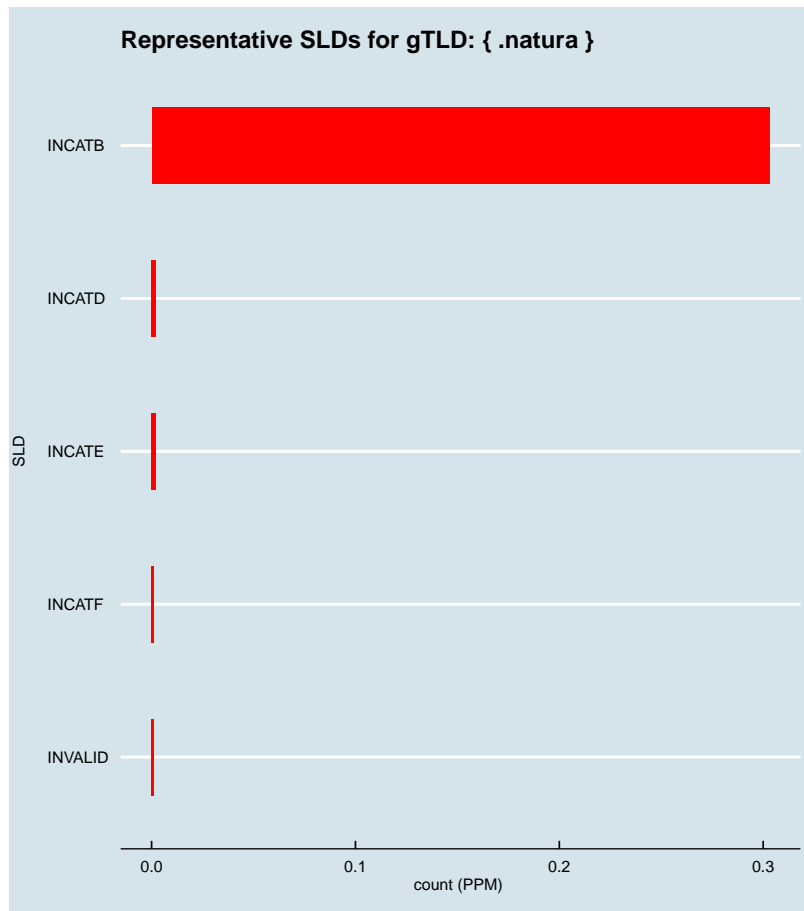


Figure 2.1163: Representative SLDs for gTLD: { .natura }. The *x* axis displays number of times (in parts per million) the corresponding SLD (*y* axis) was found in the gTLD.

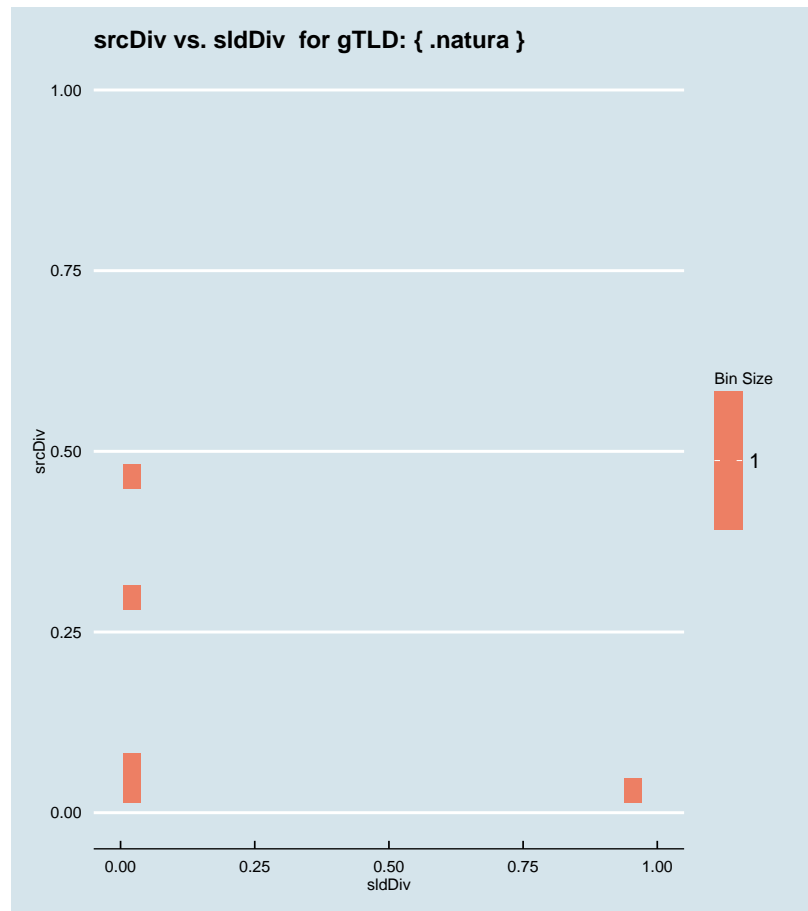


Figure 2.1164: Binned scatter-plot of srcDiv and sldDiv for gTLD: { .natura }.

### :: 2.804 Representative SLDs for gTLD: { .navy }

In this section, we collect representative SLDs related to gTLD: 'navy'. We found 18 unique SLDs after filtering. A total of 74141 records were considered representative and they are 46.666% of the gTLD dump. Since the total number of records for this gTLD is 74141, there are 0 non-representative records (NRep). In addition, this set comprises  $3.04E-5$  of the entire data-set. Table 2.583 shows the corresponding SLDs ordered by the level of importance. Figure 2.1165 shows the record count (PPM) for each representative SLD. Figure 2.1166 shows the binned scatter-plot of srcDiv and sldDiv.

► { .navy }  
Total SLDs: 18  
a-sldDiv: 46.666%  
a-oR: 0.003%  
NRep: 0

Individual SLD descriptors for gTLD: {navy}										
SLD	count	sldDiv	$\phi$ -sldDiv	ipcount	srcDiv	$\phi$ -srcDiv	oR	a-srcDiv	a-oR	rem
oconus	0.022	0.141	1.000	2.9E-5	0.001	2.53E-5	9.19E-6	0.141	9.19E-6	51706
RANDOM13	0.011	0.072	1.000	5.89E-4	0.052	0.006	4.67E-6	0.213	1.39E-5	40311
INCATC	0.009	0.055	1.000	0.003	0.349	0.098	3.59E-6	0.268	1.75E-5	31540
RANDOM10	0.007	0.044	1.000	0.003	0.391	0.106	2.84E-6	0.312	2.03E-5	24600
usno	0.003	0.016	0.999	3.68E-4	0.143	0.027	1.06E-6	0.328	2.14E-5	22019
cvn65	0.002	0.015	0.999	0.001	0.432	0.120	9.78E-7	0.343	2.23E-5	19632
INCATB	0.002	0.014	0.999	0.001	0.531	0.180	9.2E-7	0.357	2.33E-5	17386
kennedy	0.002	0.013	0.999	0.001	0.611	0.200	8.37E-7	0.370	2.41E-5	15343
INVALID	0.002	0.012	0.999	3.58E-4	0.183	0.040	8.03E-7	0.382	2.49E-5	13383
truman	0.002	0.012	0.999	0.001	0.636	0.205	7.72E-7	0.394	2.57E-5	11500
stennis	0.002	0.012	0.999	0.001	0.619	0.202	7.61E-7	0.406	2.64E-5	9644
cvn68	0.002	0.010	0.999	9.69E-4	0.623	0.202	6.38E-7	0.416	2.71E-5	8088
cvn76	0.002	0.010	0.999	9.98E-4	0.653	0.208	6.26E-7	0.425	2.77E-5	6560
nrl	0.001	0.009	0.999	6.92E-4	0.477	0.129	5.95E-7	0.435	2.83E-5	5109
SHORTSLD	0.001	0.008	0.999	8.29E-4	0.618	0.201	5.5E-7	0.443	2.88E-5	3767
spawar	0.001	0.008	0.999	4.02E-4	0.305	0.078	5.4E-7	0.451	2.94E-5	2450
tarawa	0.001	0.008	0.999	8.42E-4	0.674	0.232	5.12E-7	0.459	2.99E-5	1200
nimitz	0.001	0.008	0.999	7.56E-4	0.630	0.204	4.92E-7	0.467	3.04E-5	0

Table 2.583: Top 18 most significant SLDs for gTLD 'navy'. The SLD list holds 46.666% of the entries found in the gTLD and 3.04E-5 of the total number of entries for the entire experiment. **count** represents the number of records found for the SLD (in parts per million). **sldDiv** is the raw count divided by the number of records of this gTLD dump file. **oR** is the ratio of raw count to the total number of records of the experiment.  **$\phi$ -sldDiv** represents the  $\phi$  percentile of sldDiv on the entire data-set. **a-srcDiv** is the cumulative srcDiv variable. **a-oR** is the cumulative oR.



Figure 2.1165: Representative SLDs for gTLD: { .navy }. The  $x$  axis displays number of times (in parts per million) the corresponding SLD ( $y$  axis) was found in the gTLD.

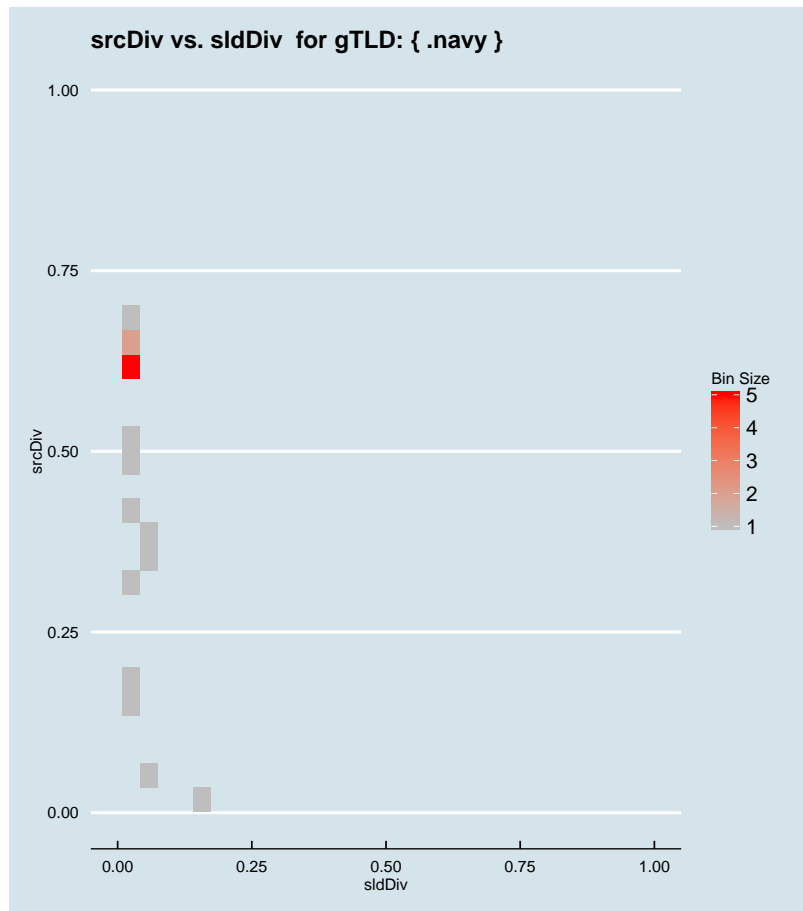


Figure 2.1166: Binned scatter-plot of srcDiv and sldDiv for gTLD: {.navy}.

### :: 2.805 Representative SLDs for gTLD: {.nba}

In this section, we collect representative SLDs related to gTLD: 'nba'. We found 5 unique SLDs after filtering. A total of 21522 records were considered representative and they are 63.449% of the gTLD dump. Since the total number of records for this gTLD is 21522, there are 0 non-representative records (NRep). In addition, this set comprises  $8.82E-6$  of the entire data-set. Table 2.584 shows the corresponding SLDs ordered by the level of importance. Figure 2.1167 shows the record count (PPM) for each representative SLD. Figure 2.1168 shows the binned scatter-plot of srcDiv and sldDiv.

► {.nba}  
 Total SLDs: 5  
 a-sldDiv: 63.449%  
 a-oR: 0.001%  
 NRep: 0

Individual SLD descriptors for gTLD: {.nba}										
SLD	count	sldDiv	$\phi$ -sldDiv	ipcount	srcDiv	$\phi$ -srcDiv	oR	a-srcDiv	a-oR	rem
INCATE	0.011	0.339	1.000	0.006	0.493	0.130	4.71E-6	0.339	4.71E-6	10030
INCATB	0.004	0.111	1.000	0.001	0.332	0.082	1.54E-6	0.449	6.25E-6	6278
INVALID	0.003	0.077	1.000	2.82E-4	0.107	0.019	1.08E-6	0.527	7.32E-6	3650
RANDOM13	0.002	0.056	1.000	4.82E-4	0.253	0.065	7.82E-7	0.583	8.11E-6	1743
INCATC	0.002	0.051	1.000	9.61E-4	0.551	0.183	7.14E-7	0.634	8.82E-6	0

Table 2.584: Top 5 most significant SLDs for gTLD 'nba'. The SLD list holds 63.449% of the entries found in the gTLD and 8.82E-6 of the total number of entries for the entire experiment. **count** represents the number of records found for the SLD (in parts per million). **sldDiv** is the raw count divided by the number of records of this gTLD dump file. **oR** is the ratio of raw count to the total number of records of the experiment.  **$\phi$ -sldDiv** represents the  $\phi$  percentile of sldDiv on the entire data-set. **a-srcDiv** is the cumulative srcDiv variable. **a-oR** is the cumulative oR.

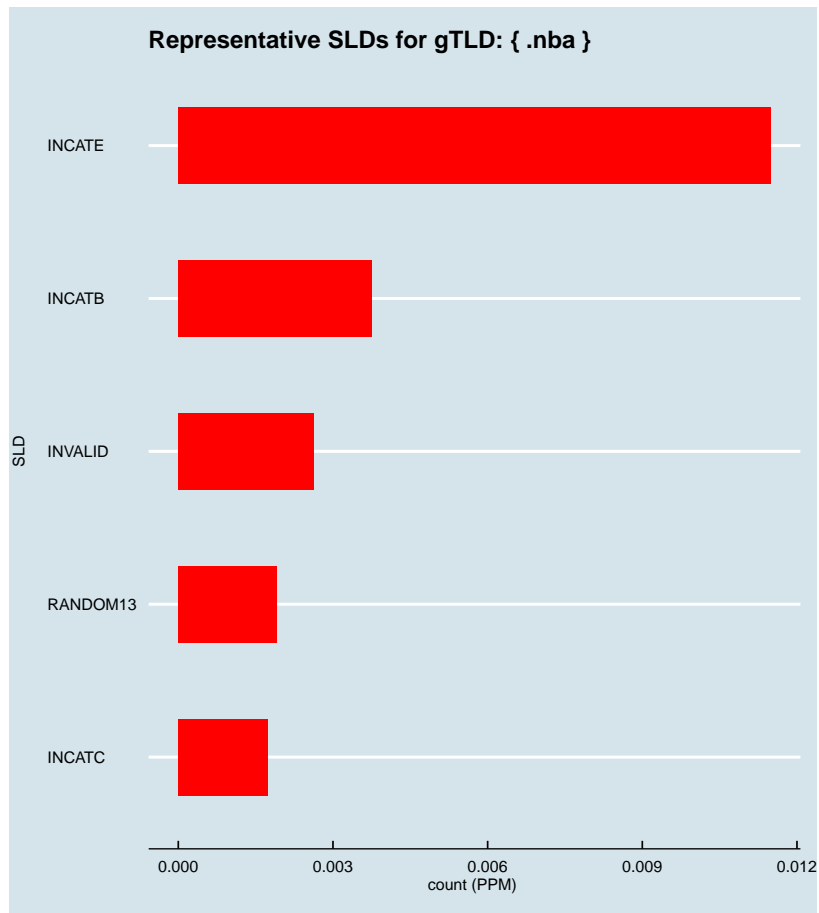


Figure 2.1167: Representative SLDs for gTLD: { .nba }. The *x* axis displays number of times (in parts per million) the corresponding SLD (*y* axis) was found in the gTLD.



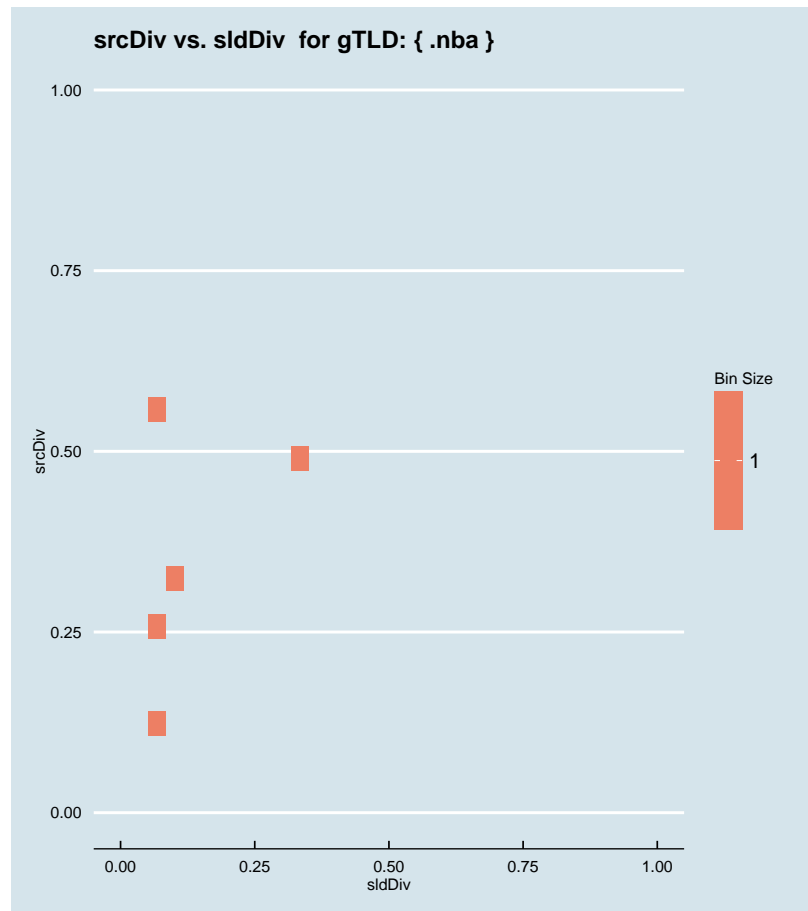


Figure 2.1168: Binned scatter-plot of srcDiv and sldDiv for gTLD: { .nba }.

### :: 2.806 Representative SLDs for gTLD: { .nec }

In this section, we collect representative SLDs related to gTLD: 'nec'. We found 10 unique SLDs after filtering. A total of 42092 records were considered representative and they are 55.302% of the gTLD dump. Since the total number of records for this gTLD is 42092, there are 0 non-representative records (NRep). In addition, this set comprises  $1.72E-5$  of the entire data-set. Table 2.585 shows the corresponding SLDs ordered by the level of importance. Figure 2.1169 shows the record count (PPM) for each representative SLD. Figure 2.1170 shows the binned scatter-plot of srcDiv and sldDiv.

► { .nec }  
Total SLDs: 10  
a-sldDiv: 55.302%  
a-oR: 0.002%  
NRep: 0

Individual SLD descriptors for gTLD: {.nec}										
SLD	count	sldDiv	$\phi$ -sldDiv	ipcount	srcDiv	$\phi$ -srcDiv	oR	a-srcDiv	a-oR	rem
INCATB	0.010	0.137	1.000	0.002	0.205	0.048	4.27E-6	0.137	4.27E-6	31670
INCATC	0.007	0.088	1.000	0.001	0.204	0.048	2.76E-6	0.225	7.03E-6	24945
RANDOM10	0.005	0.061	1.000	6.61E-4	0.143	0.029	1.89E-6	0.286	8.92E-6	20328
RANDOM13	0.004	0.046	1.000	5.61E-4	0.159	0.033	1.45E-6	0.332	1.04E-5	16798
SHORTSLD	0.004	0.046	1.000	8.48E-4	0.242	0.057	1.44E-6	0.378	1.18E-5	13288
INVALID	0.003	0.043	1.000	6.48E-4	0.196	0.043	1.36E-6	0.422	1.32E-5	9978
INCATE	0.003	0.039	1.000	0.001	0.456	0.125	1.22E-6	0.461	1.44E-5	6994
INCATD	0.003	0.034	1.000	9.7E-5	0.038	0.004	1.05E-6	0.495	1.54E-5	4424
INCATF	0.002	0.032	1.000	3.16E-4	0.129	0.025	1E-6	0.527	1.64E-5	1979
wpad	0.002	0.026	0.999	5.91E-4	0.299	0.076	8.11E-7	0.553	1.72E-5	0

Table 2.585: Top 10 most significant SLDs for gTLD 'nec'. The SLD list holds 55.302% of the entries found in the gTLD and 1.72E-5 of the total number of entries for the entire experiment. **count** represents the number of records found for the SLD (in parts per million). **sldDiv** is the raw count divided by the number of records of this gTLD dump file. **oR** is the ratio of raw count to the total number of records of the experiment.  **$\phi$ -sldDiv** represents the  $\phi$  percentile of sldDiv on the entire data-set. **a-srcDiv** is the cumulative srcDiv variable. **a-oR** is the cumulative oR.

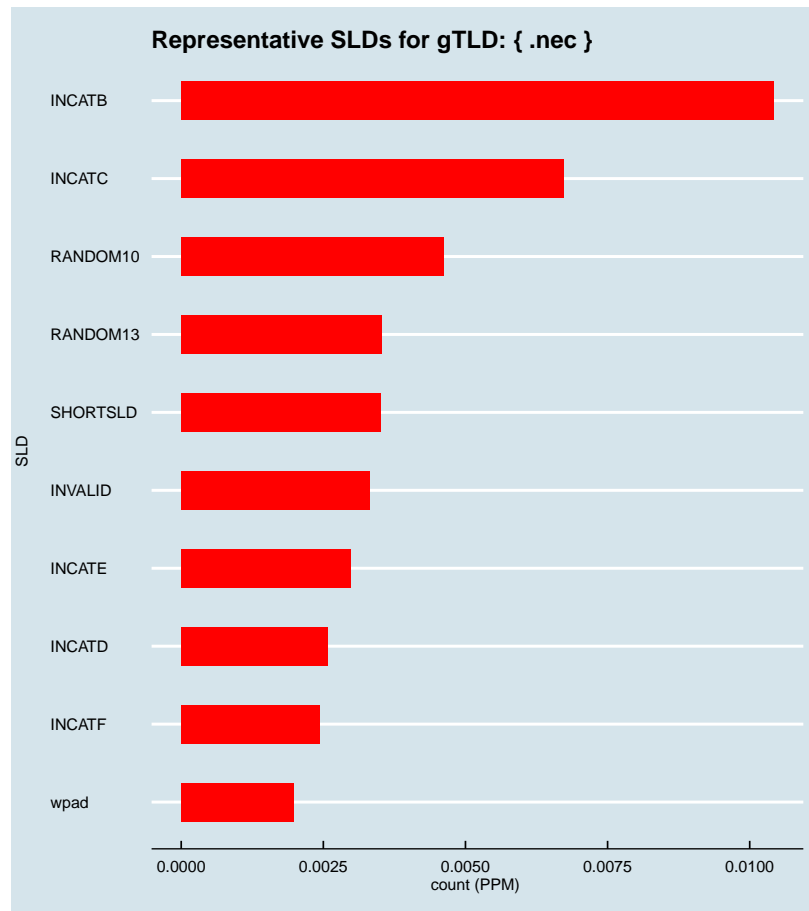


Figure 2.1169: Representative SLDs for gTLD: { .nec }. The  $x$  axis displays number of times (in parts per million) the corresponding SLD ( $y$  axis) was found in the gTLD.

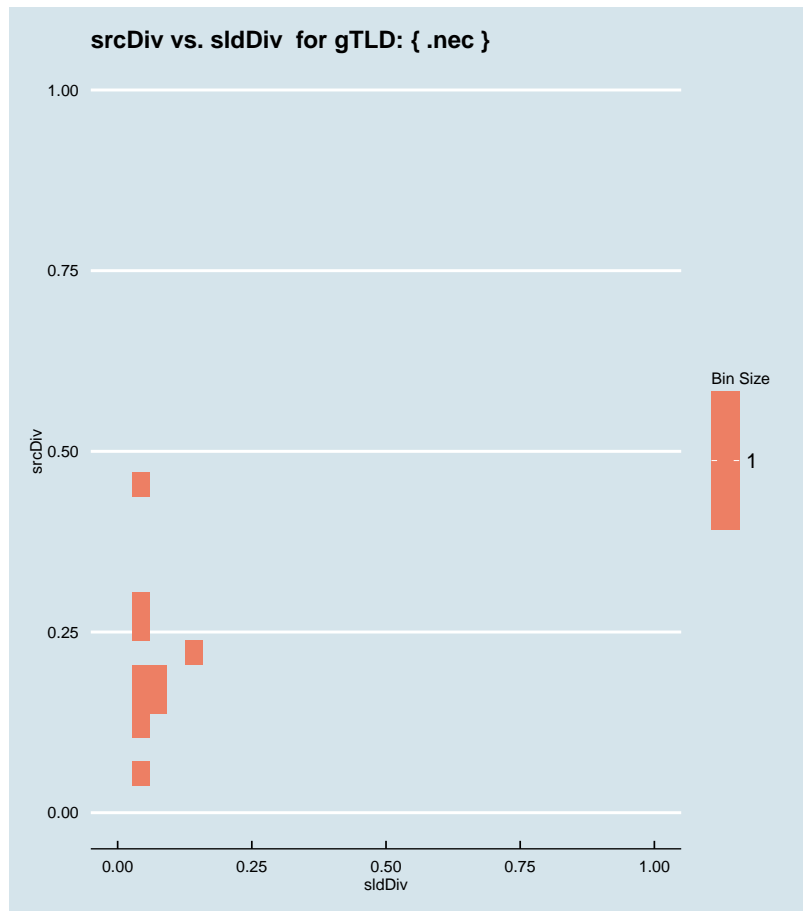


Figure 2.1170: Binned scatter-plot of srcDiv and sldDiv for gTLD: { .nec }.

⚡ 2.807 Representative SLDs for gTLD: { .netaporter }

In this section, we collect representative SLDs related to gTLD: 'netaporter'. We found 0 unique SLDs after filtering. A total of 0 records were considered representative and they are 0.000% of the gTLD dump. Since the total number of records for this gTLD is 0, there are 0 non-representative records (NRep). In addition, this set comprises 0E0 of the entire data-set.

```
► { .netaporter }
Total SLDs: 0
a-sldDiv: 0.000%
a-oR: 0.000%
NRep: 0
```

⚡ 2.808 Representative SLDs for gTLD: { .netbank }

In this section, we collect representative SLDs related to gTLD: 'netbank'. We found

```
► { .netbank }
Total SLDs: 1
a-sldDiv: 44.586%
a-oR: 0.000%
NRep: 0
```

1 unique SLDs after filtering. A total of 1334 records were considered representative and they are 44.586% of the gTLD dump. Since the total number of records for this gTLD is 1334, there are 0 non-representative records (NRep). In addition, this set comprises  $5.47E-7$  of the entire data-set. Table 2.586 shows the corresponding SLDs ordered by the level of importance. Figure 2.1171 shows the record count (PPM) for each representative SLD. Figure 2.1172 shows the binned scatter-plot of srcDiv and sldDiv.

Individual SLD descriptors for gTLD: {netbank}										
SLD	count	sldDiv	$\phi$ -sldDiv	ipcount	srcDiv	$\phi$ -srcDiv	oR	a-srcDiv	a-oR	rem
INCATE	0.001	0.446	1.000	$5.46E-4$	0.409	0.114	$5.47E-7$	0.446	$5.47E-7$	0

Table 2.586: Top 1 most significant SLDs for gTLD 'netbank'. The SLD list holds 44.586% of the entries found in the gTLD and  $5.47E-7$  of the total number of entries for the entire experiment. **count** represents the number of records found for the SLD (in parts per million). **sldDiv** is the raw count divided by the number of records of this gTLD dump file. **oR** is the ratio of raw count to the total number of records of the experiment.  **$\phi$ -sldDiv** represents the  $\phi$  percentile of sldDiv on the entire data-set. **a-srcDiv** is the cumulative srcDiv variable. **a-oR** is the cumulative oR.




Figure 2.1171: Representative SLDs for gTLD: { .netbank}. The x axis displays number of times (in parts per million) the corresponding SLD (y axis) was found in the gTLD.

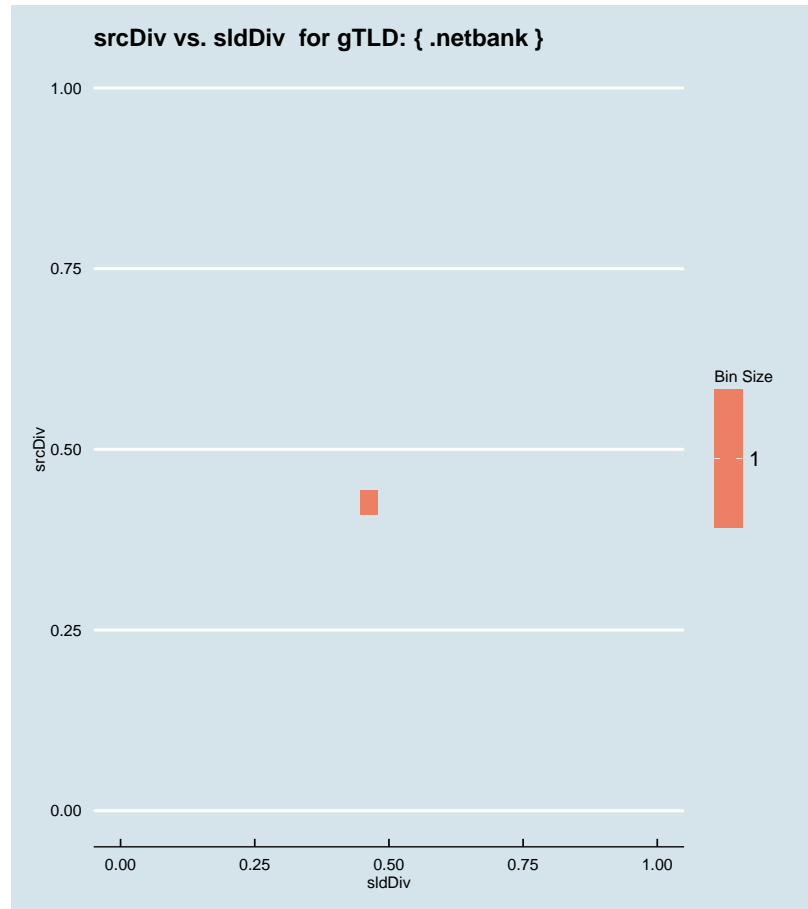


Figure 2.1172: Binned scatter-plot of srcDiv and sldDiv for gTLD: { .netbank }.

### :: 2.809 Representative SLDs for gTLD: { .netflix }

In this section, we collect representative SLDs related to gTLD: 'netflix'. We found 4 unique SLDs after filtering. A total of 23258 records were considered representative and they are 86.803% of the gTLD dump. Since the total number of records for this gTLD is 23258, there are 0 non-representative records (NRep). In addition, this set comprises  $9.53E-6$  of the entire data-set. Table 2.587 shows the corresponding SLDs ordered by the level of importance. Figure 2.1173 shows the record count (PPM) for each representative SLD. Figure 2.1174 shows the binned scatter-plot of srcDiv and sldDiv.

► { .netflix }  
Total SLDs: 4  
a-sldDiv: 86.803%  
a-oR: 0.001%  
NRep: 0

Individual SLD descriptors for gTLD: {netflix}										
SLD	count	sldDiv	$\phi$ -sldDiv	ipcount	srcDiv	$\phi$ -srcDiv	oR	a-srcDiv	a-oR	rem
INCATE	0.015	0.554	1.000	0.006	0.384	0.105	6.09E-6	0.554	6.09E-6	8403
4df9e0f8	0.005	0.204	1.000	0.003	0.504	0.177	2.23E-6	0.758	8.32E-6	2950
INVALID	0.001	0.056	1.000	2.27E-4	0.152	0.031	6.11E-7	0.814	8.93E-6	1458
RANDOM13	0.001	0.054	1.000	4.37E-4	0.300	0.076	5.97E-7	0.868	9.53E-6	0

Table 2.587: Top 4 most significant SLDs for gTLD 'netflix'. The SLD list holds 86.803% of the entries found in the gTLD and 9.53E-6 of the total number of entries for the entire experiment. **count** represents the number of records found for the SLD (in parts per million). **sldDiv** is the raw count divided by the number of records of this gTLD dump file. **oR** is the ratio of raw count to the total number of records of the experiment.  $\phi$ -**sldDiv** represents the  $\phi$  percentile of sldDiv on the entire data-set. **a-srcDiv** is the cumulative srcDiv variable. **a-oR** is the cumulative oR.



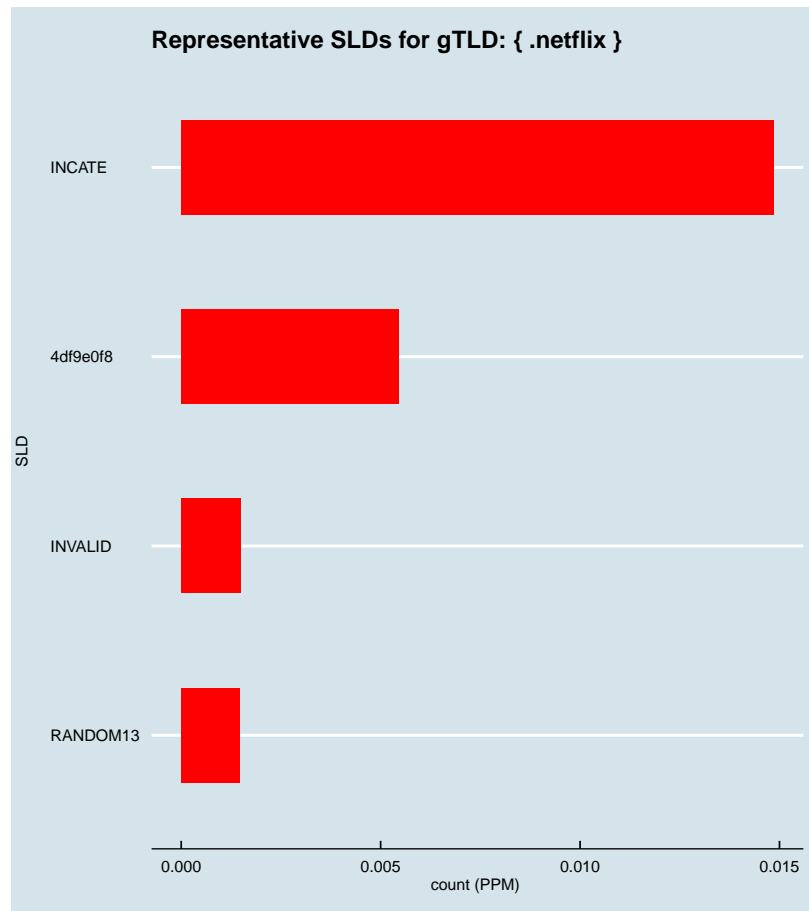


Figure 2.1173: Representative SLDs for gTLD: { .netflix}. The  $x$  axis displays number of times (in parts per million) the corresponding SLD ( $y$  axis) was found in the gTLD.

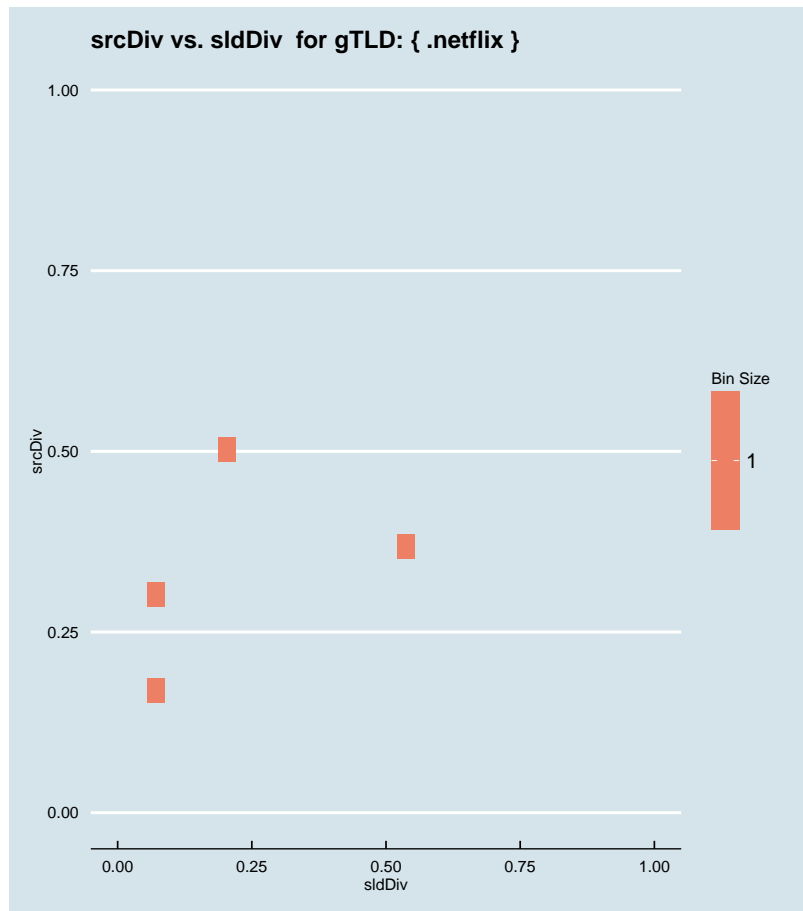


Figure 2.1174: Binned scatter-plot of srcDiv and sldDiv for gTLD: { .netflix }.

### :: 2.810 Representative SLDs for gTLD: { .network }

In this section, we collect representative SLDs related to gTLD: 'network'. We found 221 unique SLDs after filtering. A total of 12767874 records were considered representative and they are 96.095% of the gTLD dump. Since the total number of records for this gTLD is 12767874, there are 0 non-representative records (NRep). In addition, this set comprises 0.005 of the entire data-set. Table 2.588 shows the corresponding SLDs ordered by the level of importance. Figure 2.1175 shows the record count (PPM) for each representative SLD. Figure 2.1176 shows the binned scatter-plot of srcDiv and sldDiv.

► { .network }  
 Total SLDs: 221  
 a-sldDiv: 96.095%  
 a-oR: 0.523%  
 NRep: 0

Individual SLD descriptors for gTLD: {network}										
SLD	count	sldDiv	$\phi$ -sldDiv	ipcount	srcDiv	$\phi$ -srcDiv	oR	a-srcDiv	a-oR	rem
INCATC	8.996	0.677	1.000	0.030	0.003	1.07E-4	0.004	0.677	0.004	3771513
INCATF	0.617	0.046	1.000	0.021	0.034	0.003	2.53E-4	0.724	0.004	3154566
INVALID	0.493	0.037	1.000	0.015	0.030	0.003	2.02E-4	0.761	0.004	2661748
INCATB	0.324	0.024	0.999	0.009	0.029	0.003	1.33E-4	0.785	0.004	2337968
RANDOM13	0.311	0.023	0.999	0.005	0.015	9.71E-4	1.28E-4	0.808	0.004	2026661
INCATD	0.256	0.019	0.999	0.011	0.041	0.004	1.05E-4	0.828	0.005	1770293
RANDOM10	0.172	0.013	0.999	0.009	0.054	0.007	7.03E-5	0.841	0.005	1598746
mtsintra	0.100	0.008	0.999	0.004	0.045	0.005	4.09E-5	0.848	0.005	1499001
private	0.097	0.007	0.999	0.005	0.048	0.006	3.97E-5	0.855	0.005	1402184
gma	0.086	0.006	0.999	0.001	0.015	9.82E-4	3.52E-5	0.862	0.005	1316295
wpad	0.050	0.004	0.998	0.007	0.136	0.026	2.03E-5	0.866	0.005	1266672
mtsfe	0.049	0.004	0.998	0.001	0.027	0.002	2.01E-5	0.869	0.005	1217536
mercury	0.039	0.003	0.998	0.002	0.057	0.007	1.59E-5	0.872	0.005	1178770
foster	0.036	0.003	0.998	0.002	0.044	0.005	1.46E-5	0.875	0.005	1143209
isatap	0.035	0.003	0.998	0.006	0.178	0.039	1.44E-5	0.878	0.005	1108128
SHORTSLD	0.035	0.003	0.998	0.003	0.078	0.012	1.43E-5	0.880	0.005	1073171
atempo	0.033	0.002	0.998	0.001	0.040	0.004	1.34E-5	0.883	0.005	1040383
mcc	0.031	0.002	0.998	4.09E-4	0.013	7.62E-4	1.28E-5	0.885	0.005	1009201
welzorg	0.029	0.002	0.998	3.39E-4	0.012	6.36E-4	1.19E-5	0.887	0.005	980141
baleno	0.027	0.002	0.998	0.002	0.066	0.009	1.11E-5	0.889	0.005	953132
eastern-te...	0.025	0.002	0.998	0.012	0.487	0.130	1.04E-5	0.891	0.005	927757
chemeketa	0.024	0.002	0.998	0.002	0.062	0.008	9.97E-6	0.893	0.005	903431
qatar	0.024	0.002	0.998	2.7E-5	0.001	1.97E-5	9.77E-6	0.895	0.005	879595
bfg	0.020	0.002	0.997	7.15E-4	0.035	0.003	8.37E-6	0.896	0.005	859167
superfos	0.020	0.002	0.997	0.001	0.055	0.007	8.34E-6	0.898	0.005	838818
moralenet	0.020	0.001	0.997	9.64E-4	0.048	0.006	8.16E-6	0.899	0.005	818906
core	0.019	0.001	0.997	5.42E-4	0.028	0.002	7.93E-6	0.901	0.005	799566
cadg	0.019	0.001	0.997	0.001	0.058	0.007	7.7E-6	0.902	0.005	780767
sd33	0.018	0.001	0.997	4.87E-4	0.028	0.002	7.19E-6	0.904	0.005	763216
internal	0.017	0.001	0.997	6.87E-4	0.040	0.004	7.1E-6	0.905	0.005	745881
ipex	0.017	0.001	0.997	0.001	0.089	0.014	6.82E-6	0.906	0.005	729234
local	0.016	0.001	0.997	0.002	0.112	0.020	6.7E-6	0.907	0.005	712874
jagex	0.016	0.001	0.997	4.97E-4	0.031	0.003	6.65E-6	0.909	0.005	696653
artix	0.016	0.001	0.997	0.002	0.147	0.030	6.54E-6	0.910	0.005	680700
amcomp	0.016	0.001	0.997	0.001	0.081	0.012	6.53E-6	0.911	0.005	664754

Table 2.588: Top 35 most significant SLDs for gTLD 'network'. The SLD list holds 96.095% of the entries found in the gTLD and 0.005 of the total number of entries for the entire experiment. **count** represents the number of records found for the SLD (in parts per million). **sldDiv** is the raw count divided by the number of records of this gTLD dump file. **oR** is the ratio of raw count to the total number of records of the experiment.  **$\phi$ -sldDiv** represents the  $\phi$  percentile of sldDiv on the entire data-set. **a-srcDiv** is the cumulative srcDiv variable. **a-oR** is the cumulative oR.

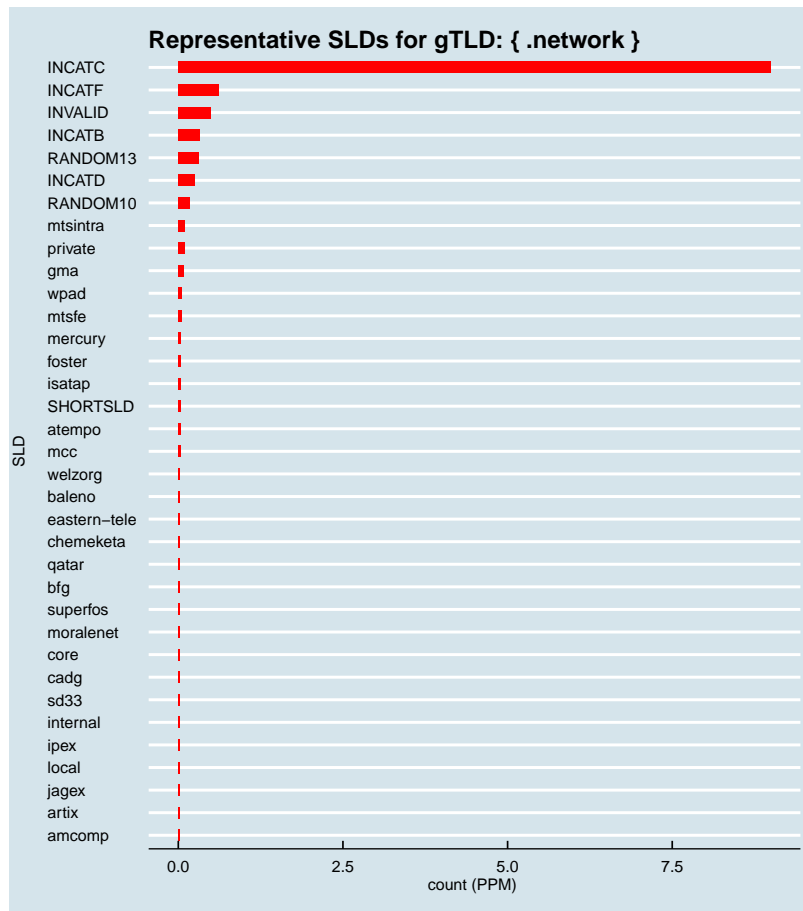


Figure 2.1175: Representative SLDs for gTLD: { .network }. The x axis displays number of times (in parts per million) the corresponding SLD (y axis) was found in the gTLD.

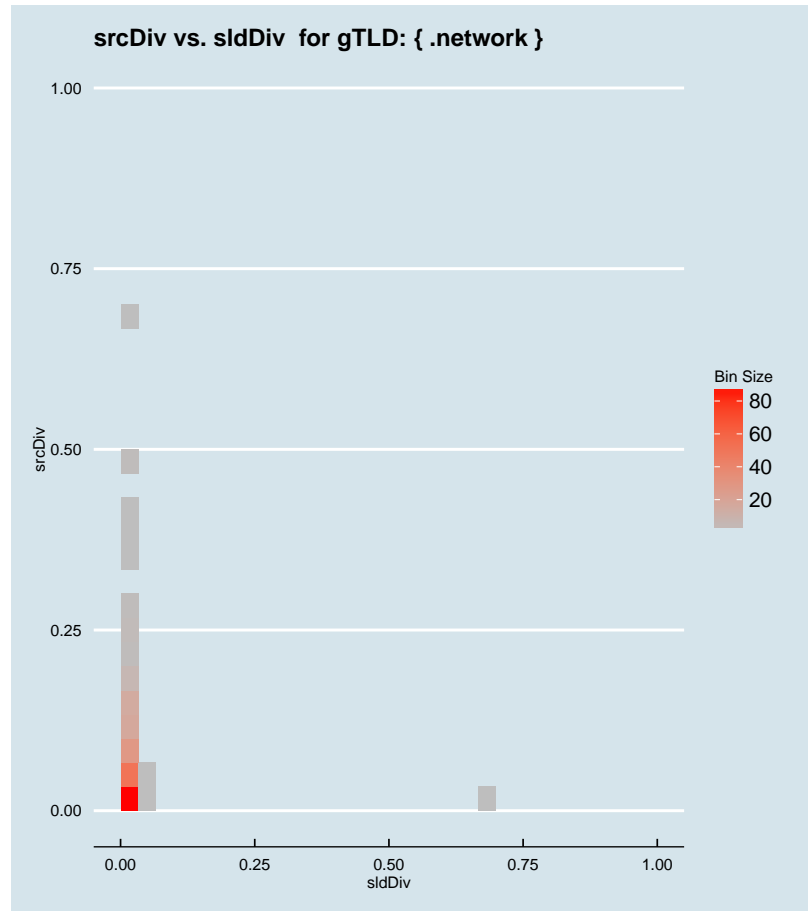


Figure 2.1176: Binned scatter-plot of srcDiv and sldDiv for gTLD: { .network }.

### :: 2.811 Representative SLDs for gTLD: { .neustar }

In this section, we collect representative SLDs related to gTLD: 'neustar'. We found 0 unique SLDs after filtering. A total of 0 records were considered representative and they are 0.000% of the gTLD dump. Since the total number of records for this gTLD is 0, there are 0 non-representative records (NRep). In addition, this set comprises 0E0 of the entire data-set.

► { .neustar }  
Total SLDs: 0  
a-sldDiv: 0.000%  
a-oR: 0.000%  
NRep: 0

### :: 2.812 Representative SLDs for gTLD: { .new }

In this section, we collect representative SLDs related to gTLD: 'new'. We found 70

► { .new }  
Total SLDs: 70  
a-sldDiv: 87.589%  
a-oR: 0.044%  
NRep: 0

unique SLDs after filtering. A total of 1065303 records were considered representative and they are 87.589% of the gTLD dump. Since the total number of records for this gTLD is 1065303, there are 0 non-representative records (NRep). In addition, this set comprises  $4.37E-4$  of the entire data-set. Table 2.589 shows the corresponding SLDs ordered by the level of importance. Figure 2.1177 shows the record count (PPM) for each representative SLD. Figure 2.1178 shows the binned scatter-plot of srcDiv and sldDiv.

Individual SLD descriptors for gTLD: {new}										
SLD	count	sldDiv	$\phi$ -sldDiv	ipcount	srcDiv	$\phi$ -srcDiv	oR	a-srcDiv	a-oR	rem
newdmhy	0.391	0.321	1.000	0.018	0.047	0.005	1.6E-4	0.321	1.6E-4	674638
INCATB	0.118	0.097	1.000	0.006	0.054	0.007	4.83E-5	0.418	2.08E-4	556667
getrespons...	0.092	0.076	1.000	0.025	0.277	0.070	3.76E-5	0.494	2.46E-4	464812
INCATF	0.073	0.060	1.000	0.004	0.057	0.007	3E-5	0.554	2.76E-4	391527
INCATC	0.054	0.045	1.000	0.010	0.185	0.041	2.23E-5	0.599	2.98E-4	337232
RANDOM13	0.046	0.038	1.000	0.002	0.035	0.003	1.87E-5	0.636	3.17E-4	291531
umassmedne...	0.039	0.032	1.000	9E-6	2.29E-4	2.34E-6	1.61E-5	0.669	3.33E-4	252148
INVALID	0.037	0.031	1.000	0.004	0.106	0.018	1.53E-5	0.699	3.49E-4	214718
RANDOM10	0.023	0.019	0.999	0.005	0.200	0.043	9.36E-6	0.718	3.58E-4	191876
INCATE	0.021	0.017	0.999	0.009	0.447	0.123	8.43E-6	0.735	3.66E-4	171316
nwaea	0.008	0.007	0.999	3.66E-4	0.044	0.005	3.37E-6	0.742	3.7E-4	163088
wpad	0.007	0.006	0.999	0.002	0.305	0.078	2.79E-6	0.747	3.73E-4	156290
saraburi	0.006	0.005	0.999	1.85E-4	0.029	0.003	2.6E-6	0.753	3.75E-4	149947
SHORTSLD	0.006	0.005	0.999	0.003	0.427	0.117	2.41E-6	0.757	3.78E-4	144078
att	0.006	0.005	0.999	0.002	0.311	0.079	2.37E-6	0.762	3.8E-4	138285
view	0.006	0.005	0.999	2.3E-5	0.004	1.4E-4	2.31E-6	0.767	3.82E-4	132646
INCATD	0.005	0.005	0.999	7.49E-4	0.137	0.027	2.24E-6	0.771	3.84E-4	127170
showroom	0.005	0.004	0.999	3.5E-5	0.007	2.82E-4	2.14E-6	0.776	3.87E-4	121937
procam	0.005	0.004	0.999	0.001	0.253	0.065	2.1E-6	0.780	3.89E-4	116804
sbcglobal	0.005	0.004	0.998	0.002	0.467	0.127	1.91E-6	0.784	3.91E-4	112142
isatap	0.005	0.004	0.998	0.002	0.353	0.098	1.85E-6	0.787	3.92E-4	107630
mdc	0.004	0.004	0.998	1.6E-5	0.004	1.19E-4	1.84E-6	0.791	3.94E-4	103131
omsk	0.004	0.003	0.998	8.3E-5	0.021	0.002	1.64E-6	0.794	3.96E-4	99128
pvkx	0.004	0.003	0.998	1.2E-5	0.003	9.5E-5	1.63E-6	0.798	3.98E-4	95155
excelnoble...	0.003	0.003	0.998	2.71E-4	0.079	0.012	1.41E-6	0.800	3.99E-4	91715
wildblue	0.003	0.003	0.998	0.002	0.528	0.179	1.35E-6	0.803	4E-4	88432
bellsouth	0.003	0.003	0.998	0.002	0.523	0.179	1.34E-6	0.806	4.02E-4	85159
holiday-am...	0.003	0.003	0.998	3E-6	9.22E-4	1.54E-5	1.33E-6	0.809	4.03E-4	81906
verizon	0.003	0.003	0.998	0.002	0.557	0.185	1.31E-6	0.811	4.04E-4	78704
casiopea	0.003	0.003	0.998	2.78E-4	0.088	0.014	1.3E-6	0.814	4.06E-4	75529
internet	0.003	0.002	0.998	6.1E-5	0.021	0.002	1.2E-6	0.816	4.07E-4	72603
promet	0.003	0.002	0.998	1.45E-4	0.050	0.006	1.18E-6	0.819	4.08E-4	69721
mshome	0.003	0.002	0.998	2E-5	0.007	3E-4	1.17E-6	0.821	4.09E-4	66862
template	0.003	0.002	0.998	5.64E-4	0.213	0.049	1.09E-6	0.823	4.1E-4	64210
myhouse	0.003	0.002	0.998	2E-6	7.58E-4	1.18E-5	1.08E-6	0.825	4.11E-4	61570

Table 2.589: Top 35 most significant SLDs for gTLD 'new'. The SLD list holds 87.589% of the entries found in the gTLD and 4.37E-4 of the total number of entries for the entire experiment. **count** represents the number of records found for the SLD (in parts per million). **sldDiv** is the raw count divided by the number of records of this gTLD dump file. **oR** is the ratio of raw count to the total number of records of the experiment.  **$\phi$ -sldDiv** represents the  $\phi$  percentile of sldDiv on the entire data-set. **a-srcDiv** is the cumulative srcDiv variable. **a-oR** is the cumulative oR.

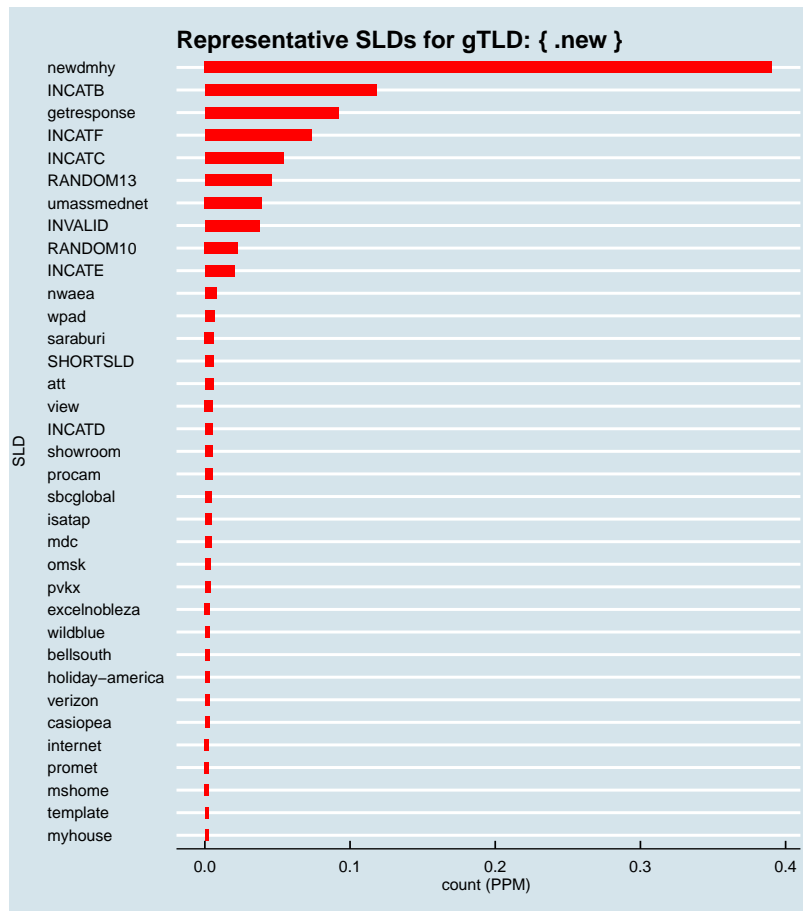


Figure 2.1177: Representative SLDs for gTLD: { .new }. The x axis displays number of times (in parts per million) the corresponding SLD (y axis) was found in the gTLD.



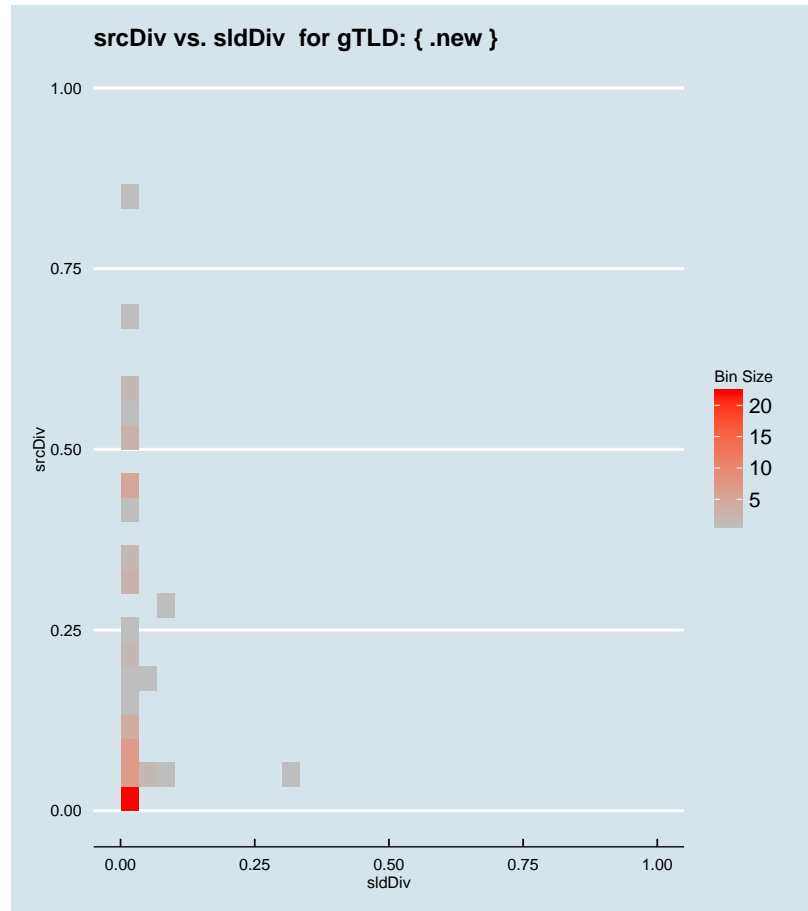


Figure 2.1178: Binned scatter-plot of srcDiv and sldDiv for gTLD: { .new }.

### :: 2.813 Representative SLDs for gTLD: { .newholland }

In this section, we collect representative SLDs related to gTLD: 'newholland'. We found 0 unique SLDs after filtering. A total of 0 records were considered representative and they are 0.000% of the gTLD dump. Since the total number of records for this gTLD is 0, there are 0 non-representative records (NRep). In addition, this set comprises 0E0 of the entire data-set.

► { .newholland }  
Total SLDs: 0  
a-sldDiv: 0.000%  
a-oR: 0.000%  
NRep: 0

### :: 2.814 Representative SLDs for gTLD: { .news }

In this section, we collect representative SLDs related to gTLD: 'news'. We found 19

► { .news }  
Total SLDs: 19  
a-sldDiv: 67.949%  
a-oR: 0.009%  
NRep: 0

unique SLDs after filtering. A total of 219256 records were considered representative and they are 67.949% of the gTLD dump. Since the total number of records for this gTLD is 219256, there are 0 non-representative records (NRep). In addition, this set comprises  $8.99E-5$  of the entire data-set. Table 2.590 shows the corresponding SLDs ordered by the level of importance. Figure 2.1179 shows the record count (PPM) for each representative SLD. Figure 2.1180 shows the binned scatter-plot of srcDiv and sldDiv.

Individual SLD descriptors for gTLD: {news}										
SLD	count	sldDiv	$\phi$ -sldDiv	ipcount	srcDiv	$\phi$ -srcDiv	oR	a-srcDiv	a-oR	rem
INCATC	0.029	0.091	1.000	0.007	0.252	0.065	1.21E-5	0.091	1.21E-5	189804
SHORTSLD	0.027	0.084	1.000	0.002	0.064	0.009	1.11E-5	0.175	2.31E-5	162801
RANDOM13	0.023	0.071	1.000	0.001	0.047	0.005	9.38E-6	0.246	3.25E-5	139909
dnsrbl	0.021	0.066	1.000	2E-6	9.46E-5	4.1E-7	8.66E-6	0.311	4.12E-5	118770
INCATB	0.018	0.055	1.000	0.006	0.363	0.100	7.3E-6	0.367	4.85E-5	100947
INCATE	0.016	0.050	1.000	0.007	0.444	0.122	6.58E-6	0.416	5.51E-5	84884
INCATD	0.015	0.048	1.000	5.49E-4	0.036	0.004	6.28E-6	0.464	6.13E-5	69556
INCATF	0.014	0.042	1.000	0.001	0.096	0.016	5.58E-6	0.506	6.69E-5	55930
tuoitre	0.010	0.031	1.000	5.76E-4	0.057	0.007	4.13E-6	0.537	7.11E-5	45860
RANDOM10	0.009	0.028	0.999	0.002	0.187	0.041	3.75E-6	0.566	7.48E-5	36700
ptc	0.007	0.021	0.999	1.24E-4	0.018	0.001	2.76E-6	0.587	7.76E-5	29960
dcm	0.007	0.021	0.999	2.3E-4	0.035	0.003	2.71E-6	0.607	8.03E-5	23336
gecmiami	0.006	0.020	0.999	2.4E-4	0.038	0.004	2.59E-6	0.627	8.29E-5	17025
INVALID	0.006	0.017	0.999	0.001	0.191	0.042	2.25E-6	0.644	8.51E-5	11523
blp	0.004	0.013	0.999	4.25E-4	0.104	0.018	1.67E-6	0.656	8.68E-5	7439
pana	0.003	0.009	0.999	5.27E-4	0.179	0.039	1.2E-6	0.666	8.8E-5	4501
postmedia	0.002	0.006	0.999	3.4E-5	0.018	0.001	7.85E-7	0.671	8.88E-5	2585
hwtdhsc504...	0.001	0.004	0.999	2E-6	0.001	2.92E-5	5.71E-7	0.676	8.94E-5	1192
img	0.001	0.004	0.998	4.12E-4	0.346	0.097	4.88E-7	0.679	8.99E-5	0

Table 2.590: Top 19 most significant SLDs for gTLD 'news'. The SLD list holds 67.949% of the entries found in the gTLD and  $8.99E-5$  of the total number of entries for the entire experiment. **count** represents the number of records found for the SLD (in parts per million). **sldDiv** is the raw count divided by the number of records of this gTLD dump file. **oR** is the ratio of raw count to the total number of records of the experiment.  **$\phi$ -sldDiv** represents the  $\phi$  percentile of sldDiv on the entire data-set. **a-srcDiv** is the cumulative srcDiv variable. **a-oR** is the cumulative oR.

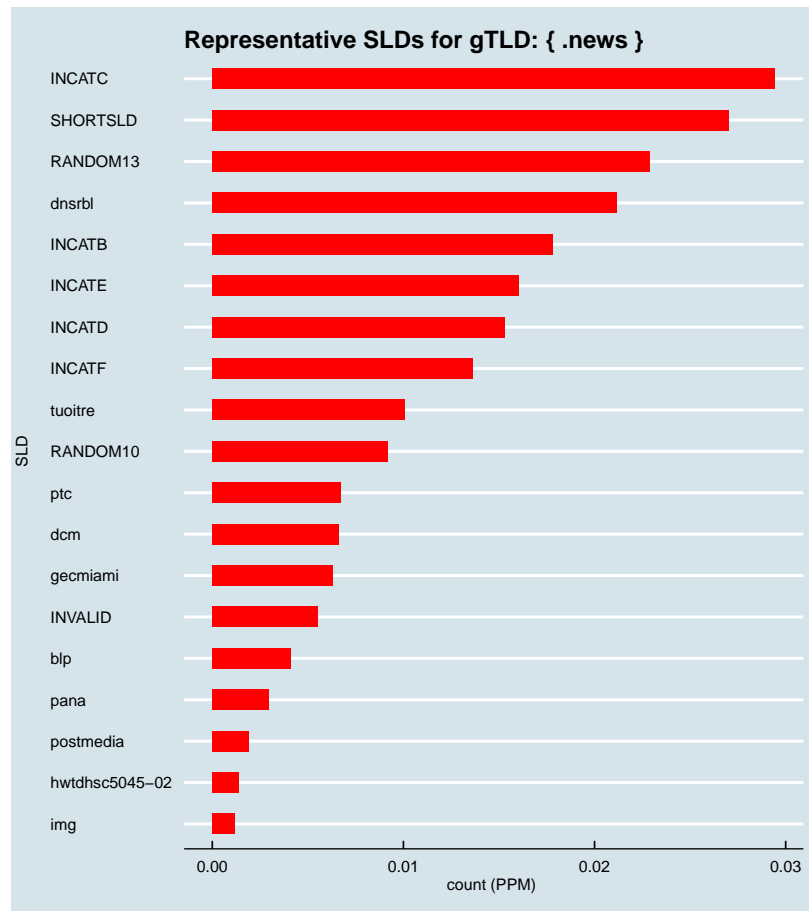


Figure 2.1179: Representative SLDs for gTLD: { .news }. The x axis displays number of times (in parts per million) the corresponding SLD (y axis) was found in the gTLD.

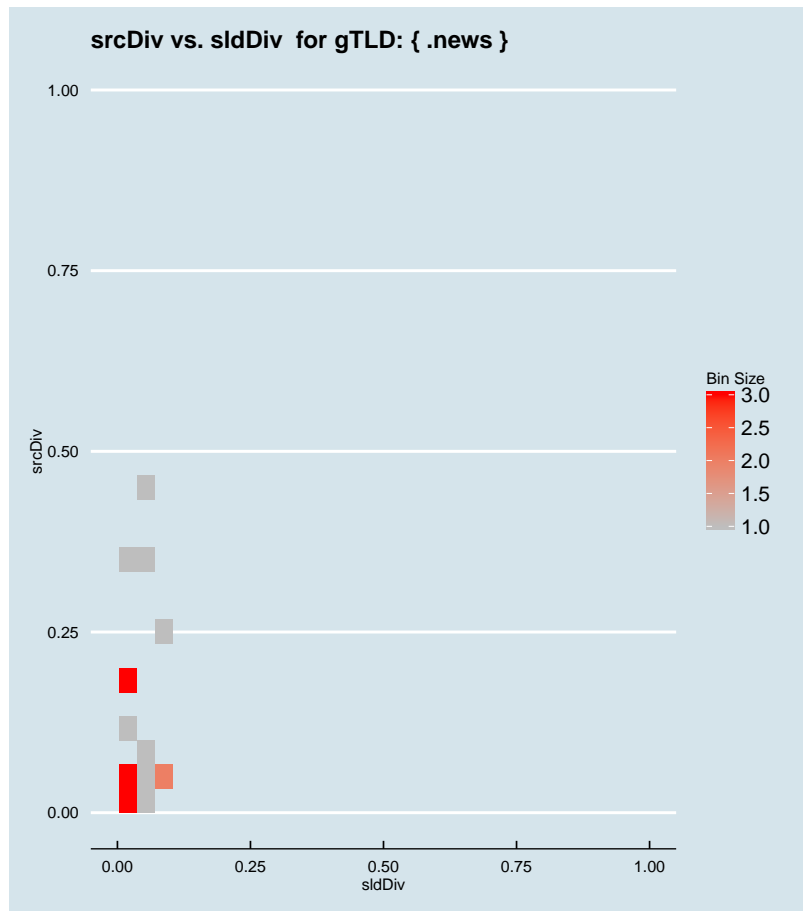


Figure 2.1180: Binned scatter-plot of srcDiv and sldDiv for gTLD: { .news }.

### :: 2.815 Representative SLDs for gTLD: { .next }

In this section, we collect representative SLDs related to gTLD: 'next'. We found 10 unique SLDs after filtering. A total of 38439 records were considered representative and they are 60.039% of the gTLD dump. Since the total number of records for this gTLD is 38439, there are 0 non-representative records (NRep). In addition, this set comprises  $1.58E-5$  of the entire data-set. Table 2.591 shows the corresponding SLDs ordered by the level of importance. Figure 2.1181 shows the record count (PPM) for each representative SLD. Figure 2.1182 shows the binned scatter-plot of srcDiv and sldDiv.

► { .next }  
 Total SLDs: 10  
 a-sldDiv: 60.039%  
 a-oR: 0.002%  
 NRep: 0

Individual SLD descriptors for gTLD: {next}										
SLD	count	sldDiv	$\phi$ -sldDiv	ipcount	srcDiv	$\phi$ -srcDiv	oR	a-srcDiv	a-oR	rem
INCATB	0.008	0.126	1.000	0.002	0.282	0.071	3.3E-6	0.126	3.3E-6	30384
INVALID	0.006	0.094	1.000	3.2E-4	0.053	0.007	2.48E-6	0.220	5.78E-6	24344
INCATC	0.006	0.092	1.000	0.002	0.322	0.081	2.41E-6	0.312	8.19E-6	18453
RANDOM13	0.005	0.079	1.000	6.27E-4	0.124	0.023	2.07E-6	0.391	1.03E-5	13404
INCATE	0.004	0.057	1.000	0.002	0.588	0.192	1.49E-6	0.448	1.17E-5	9769
RANDOM10	0.002	0.034	1.000	7.71E-4	0.351	0.098	9E-7	0.482	1.26E-5	7572
cox	0.002	0.033	1.000	8.16E-4	0.386	0.106	8.67E-7	0.515	1.35E-5	5457
junkemailf...	0.002	0.033	1.000	8.42E-4	0.404	0.114	8.55E-7	0.548	1.44E-5	3371
SHORTSLD	0.002	0.027	0.999	4.97E-4	0.282	0.071	7.21E-7	0.575	1.51E-5	1611
INCATF	0.002	0.025	0.999	1.06E-4	0.066	0.009	6.6E-7	0.600	1.58E-5	0

Table 2.591: Top 10 most significant SLDs for gTLD 'next'. The SLD list holds 60.039% of the entries found in the gTLD and 1.58E-5 of the total number of entries for the entire experiment. **count** represents the number of records found for the SLD (in parts per million). **sldDiv** is the raw count divided by the number of records of this gTLD dump file. **oR** is the ratio of raw count to the total number of records of the experiment.  **$\phi$ -sldDiv** represents the  $\phi$  percentile of sldDiv on the entire data-set. **a-srcDiv** is the cumulative srcDiv variable. **a-oR** is the cumulative oR.

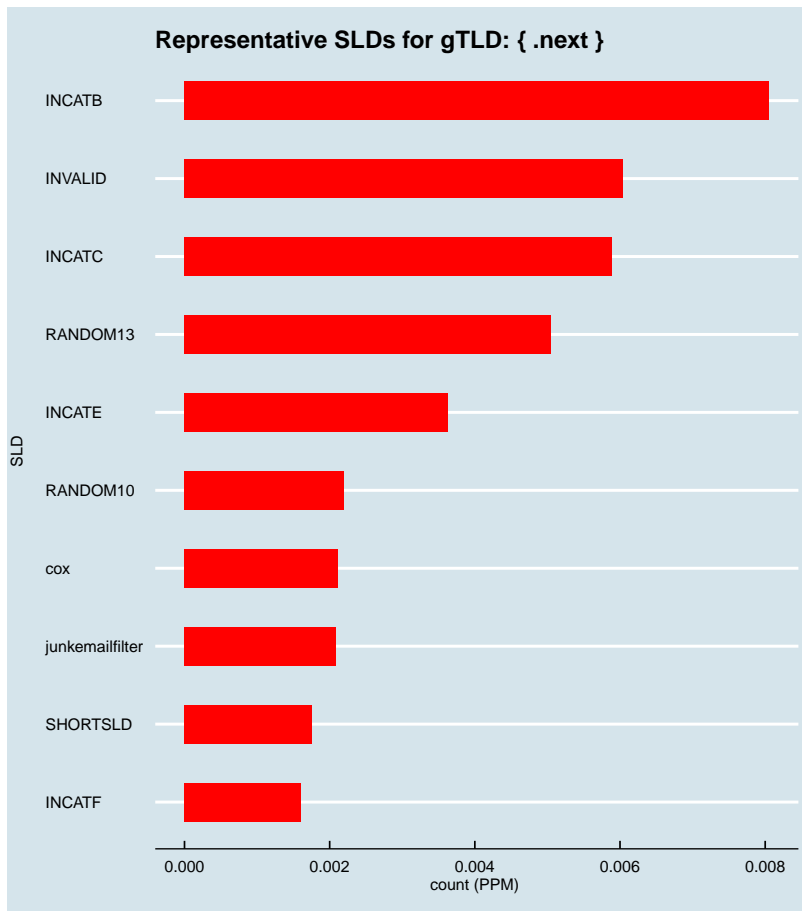


Figure 2.1181: Representative SLDs for gTLD: { .next}. The x axis displays number of times (in parts per million) the corresponding SLD (y axis) was found in the gTLD.

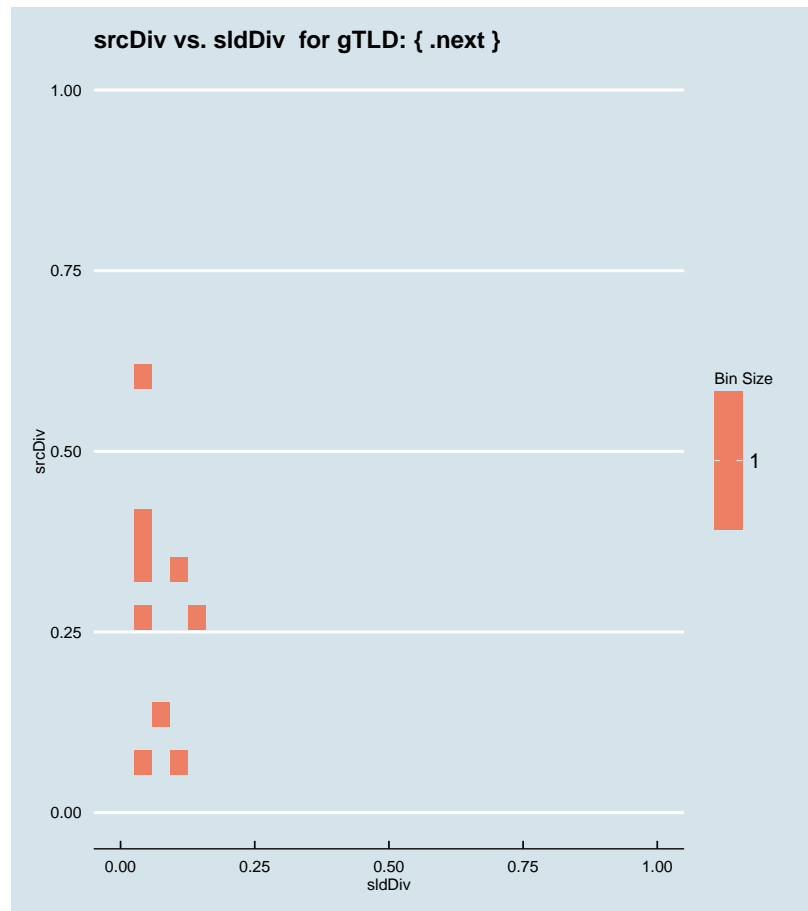


Figure 2.1182: Binned scatter-plot of srcDiv and sldDiv for gTLD: { .next }.

### :: 2.816 Representative SLDs for gTLD: { .nextdirect }

In this section, we collect representative SLDs related to gTLD: 'nextdirect'. We found 0 unique SLDs after filtering. A total of 0 records were considered representative and they are 0.000% of the gTLD dump. Since the total number of records for this gTLD is 0, there are 0 non-representative records (NRep). In addition, this set comprises 0E0 of the entire data-set.

► { .nextdirect }  
Total SLDs: 0  
a-sldDiv: 0.000%  
a-oR: 0.000%  
NRep: 0

### :: 2.817 Representative SLDs for gTLD: { .nexus }

In this section, we collect representative SLDs related to gTLD: 'nexus'. We found 12

► { .nexus }  
Total SLDs: 12  
a-sldDiv: 82.454%  
a-oR: 0.004%  
NRep: 0

unique SLDs after filtering. A total of 95233 records were considered representative and they are 82.454% of the gTLD dump. Since the total number of records for this gTLD is 95233, there are 0 non-representative records (NRep). In addition, this set comprises  $3.9E-5$  of the entire data-set. Table 2.592 shows the corresponding SLDs ordered by the level of importance. Figure 2.1183 shows the record count (PPM) for each representative SLD. Figure 2.1184 shows the binned scatter-plot of srcDiv and sldDiv.

Individual SLD descriptors for gTLD: {nexus}										
SLD	count	sldDiv	$\phi$ -sldDiv	ipcount	srcDiv	$\phi$ -srcDiv	oR	a-srcDiv	a-oR	rem
INVALID	0.017	0.149	1.000	0.002	0.130	0.025	$7.05E-6$	0.149	$7.05E-6$	78029
INCATF	0.011	0.099	1.000	0.001	0.123	0.022	$4.67E-6$	0.248	$1.17E-5$	66643
RANDOM13	0.011	0.093	1.000	$9.35E-4$	0.087	0.014	$4.41E-6$	0.341	$1.61E-5$	55876
RANDOM10	0.009	0.082	1.000	0.001	0.127	0.024	$3.86E-6$	0.422	$2E-5$	46462
iei	0.008	0.071	1.000	0.001	0.160	0.033	$3.37E-6$	0.493	$2.34E-5$	38238
skyrim	0.008	0.070	1.000	0.003	0.405	0.114	$3.3E-6$	0.563	$2.67E-5$	30195
INCATB	0.008	0.067	1.000	$9.1E-4$	0.118	0.022	$3.16E-6$	0.630	$2.98E-5$	22489
wpad	0.008	0.066	1.000	0.002	0.224	0.053	$3.13E-6$	0.696	$3.29E-5$	14848
isatap	0.005	0.047	1.000	0.001	0.266	0.067	$2.2E-6$	0.743	$3.51E-5$	9471
dbi	0.005	0.044	1.000	$7.45E-4$	0.147	0.030	$2.08E-6$	0.787	$3.72E-5$	4391
INCATC	0.003	0.022	0.999	$6.33E-4$	0.250	0.057	$1.04E-6$	0.808	$3.83E-5$	1857
wnadom	0.002	0.016	0.999	$1.4E-5$	0.008	$3.33E-4$	$7.61E-7$	0.825	$3.9E-5$	0

Table 2.592: Top 12 most significant SLDs for gTLD 'nexus'. The SLD list holds 82.454% of the entries found in the gTLD and  $3.9E-5$  of the total number of entries for the entire experiment. **count** represents the number of records found for the SLD (in parts per million). **sldDiv** is the raw count divided by the number of records of this gTLD dump file. **oR** is the ratio of raw count to the total number of records of the experiment.  **$\phi$ -sldDiv** represents the  $\phi$  percentile of sldDiv on the entire data-set. **a-srcDiv** is the cumulative srcDiv variable. **a-oR** is the cumulative oR.



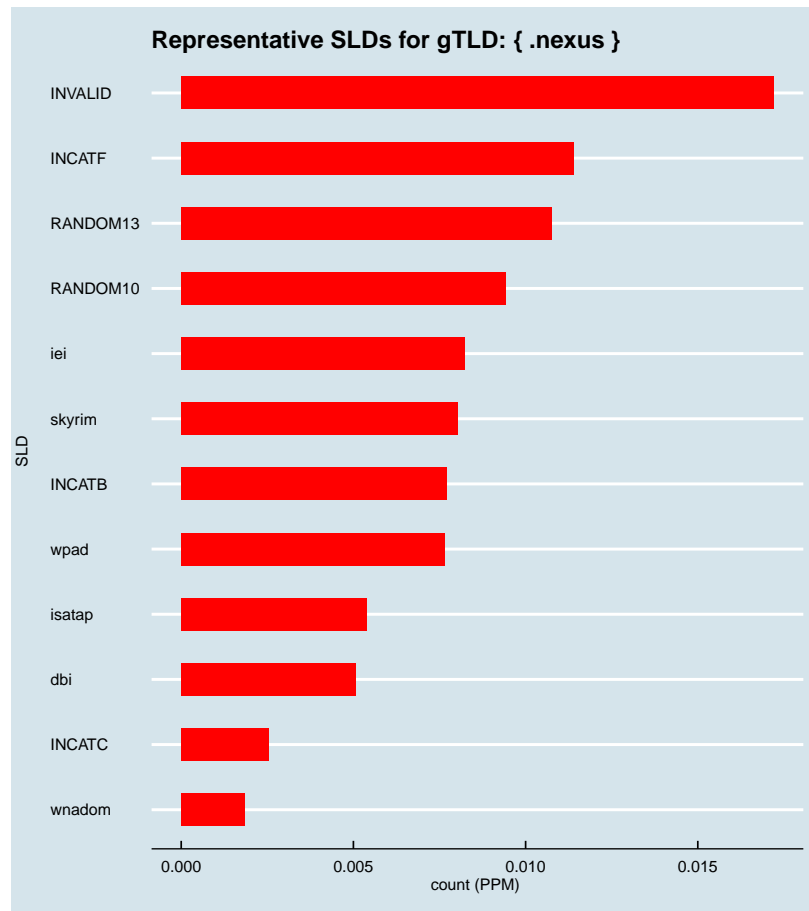


Figure 2.1183: Representative SLDs for gTLD: { .nexus}. The  $x$  axis displays number of times (in parts per million) the corresponding SLD ( $y$  axis) was found in the gTLD.

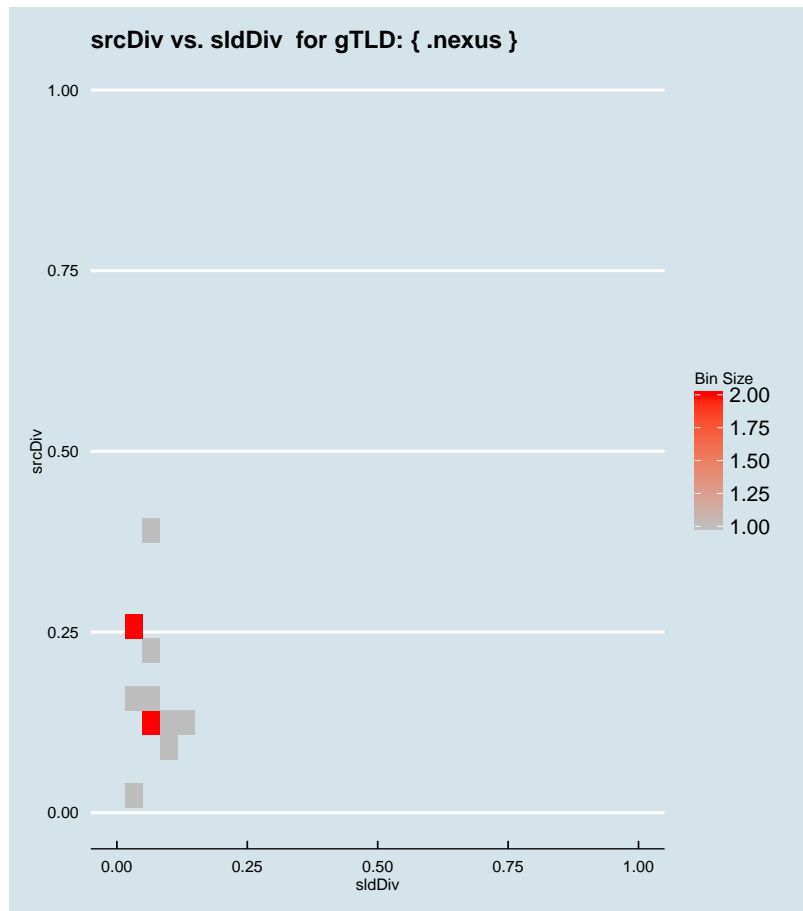


Figure 2.1184: Binned scatter-plot of srcDiv and sldDiv for gTLD: { .nexus}.

### :: 2.818 Representative SLDs for gTLD: { .nfl}

In this section, we collect representative SLDs related to gTLD: 'nfl'. We found 3 unique SLDs after filtering. A total of 6005 records were considered representative and they are 42.399% of the gTLD dump. Since the total number of records for this gTLD is 6005, there are 0 non-representative records (NRep). In addition, this set comprises 2.46E-6 of the entire data-set. Table 2.593 shows the corresponding SLDs ordered by the level of importance. Figure 2.1185 shows the record count (PPM) for each representative SLD. Figure 2.1186 shows the binned scatter-plot of srcDiv and sldDiv.

► { .nfl}  
 Total SLDs: 3  
 a-sldDiv: 42.399%  
 a-oR: 0.000%  
 NRep: 0

Individual SLD descriptors for gTLD: {nfl}										
SLD	count	sldDiv	$\phi$ -sldDiv	ipcount	srcDiv	$\phi$ -srcDiv	oR	a-srcDiv	a-oR	rem
INVALID	0.003	0.179	1.000	5.5E-4	0.217	0.051	1.04E-6	0.179	1.04E-6	3472
INCATE	0.002	0.153	1.000	0.001	0.663	0.208	8.91E-7	0.332	1.93E-6	1299
INCATB	0.001	0.092	1.000	5.99E-4	0.461	0.126	5.32E-7	0.424	2.46E-6	0

Table 2.593: Top 3 most significant SLDs for gTLD 'nfl'. The SLD list holds 42.399% of the entries found in the gTLD and 2.46E-6 of the total number of entries for the entire experiment. **count** represents the number of records found for the SLD (in parts per million). **sldDiv** is the raw count divided by the number of records of this gTLD dump file. **oR** is the ratio of raw count to the total number of records of the experiment.  **$\phi$ -sldDiv** represents the  $\phi$  percentile of sldDiv on the entire data-set. **a-srcDiv** is the cumulative srcDiv variable. **a-oR** is the cumulative oR.

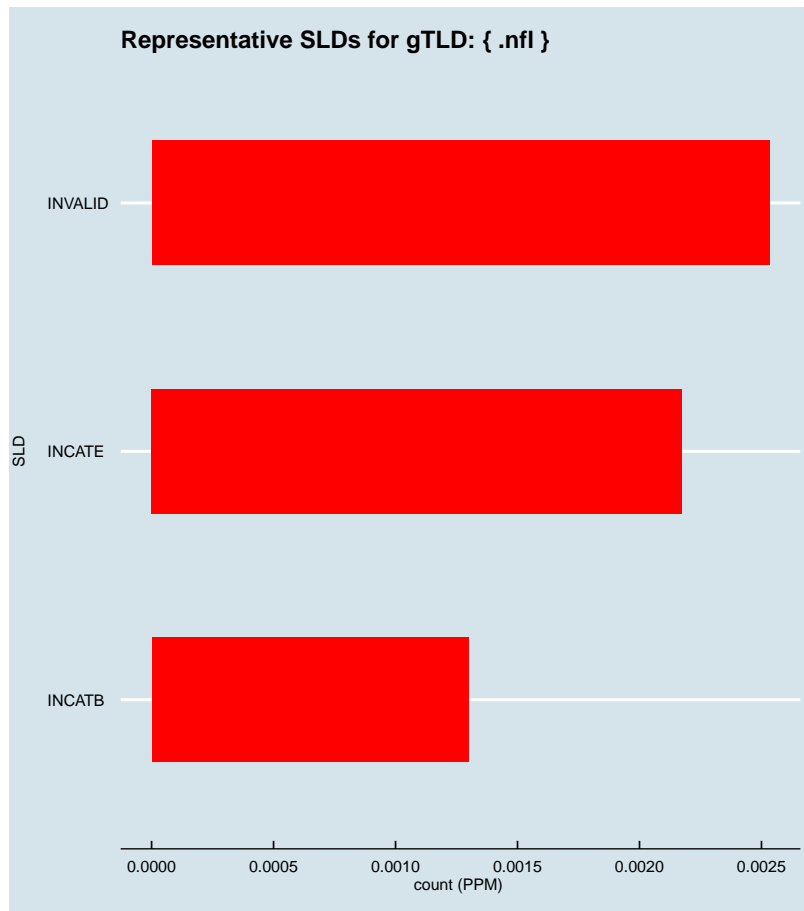


Figure 2.1185: Representative SLDs for gTLD: { .nfl}. The x axis displays number of times (in parts per million) the corresponding SLD (y axis) was found in the gTLD.

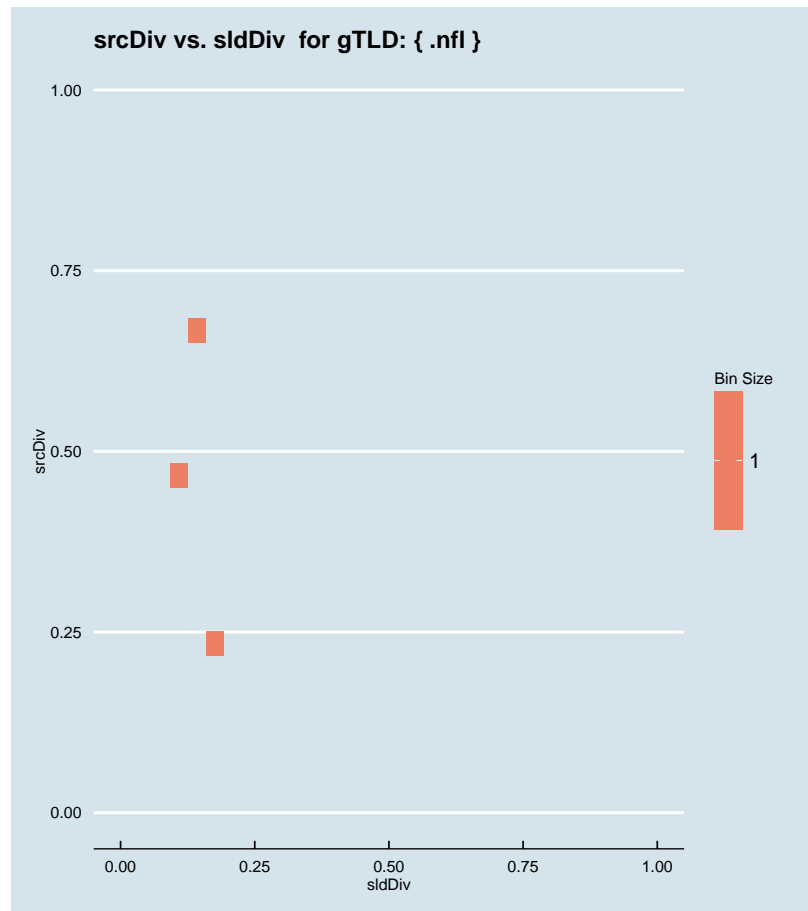


Figure 2.1186: Binned scatter-plot of srcDiv and sldDiv for gTLD: { .nfl }.

### :: 2.819 Representative SLDs for gTLD: { .ngo }

In this section, we collect representative SLDs related to gTLD: 'ngo'. We found 2 unique SLDs after filtering. A total of 8369 records were considered representative and they are 44.528% of the gTLD dump. Since the total number of records for this gTLD is 8369, there are 0 non-representative records (NRep). In addition, this set comprises 3.43E-6 of the entire data-set. Table 2.594 shows the corresponding SLDs ordered by the level of importance. Figure 2.1187 shows the record count (PPM) for each representative SLD. Figure 2.1188 shows the binned scatter-plot of srcDiv and sldDiv.

► { .ngo }  
Total SLDs: 2  
a-sldDiv: 44.528%  
a-oR: 0.000%  
NRep: 0



Individual SLD descriptors for gTLD: {ngo}										
SLD	count	sldDiv	$\phi$ -sldDiv	ipcount	srcDiv	$\phi$ -srcDiv	oR	a-srcDiv	a-oR	rem
INCATB	0.005	0.276	1.000	5.35E-4	0.103	0.018	2.13E-6	0.276	2.13E-6	3173
INVALID	0.003	0.169	1.000	2.88E-4	0.091	0.014	1.3E-6	0.445	3.43E-6	0

Table 2.594: Top 2 most significant SLDs for gTLD 'ngo'. The SLD list holds 44.528% of the entries found in the gTLD and 3.43E-6 of the total number of entries for the entire experiment. **count** represents the number of records found for the SLD (in parts per million). **sldDiv** is the raw count divided by the number of records of this gTLD dump file. **oR** is the ratio of raw count to the total number of records of the experiment.  **$\phi$ -sldDiv** represents the  $\phi$  percentile of sldDiv on the entire data-set. **a-srcDiv** is the cumulative srcDiv variable. **a-oR** is the cumulative oR.

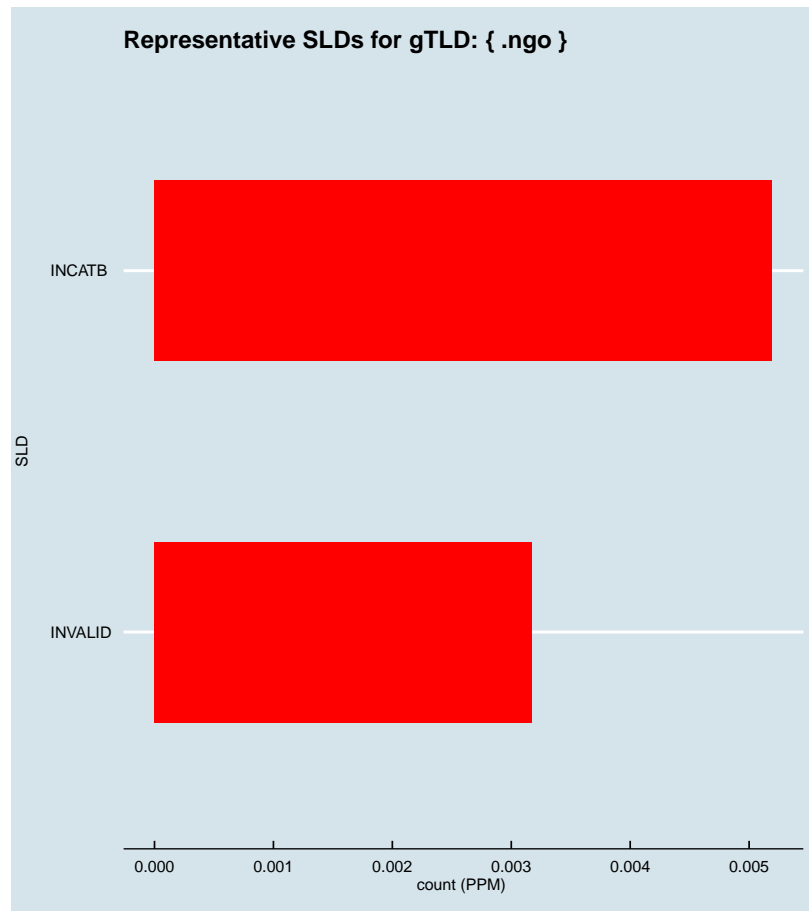


Figure 2.1187: Representative SLDs for gTLD: { .ngo }. The  $x$  axis displays number of times (in parts per million) the corresponding SLD ( $y$  axis) was found in the gTLD.

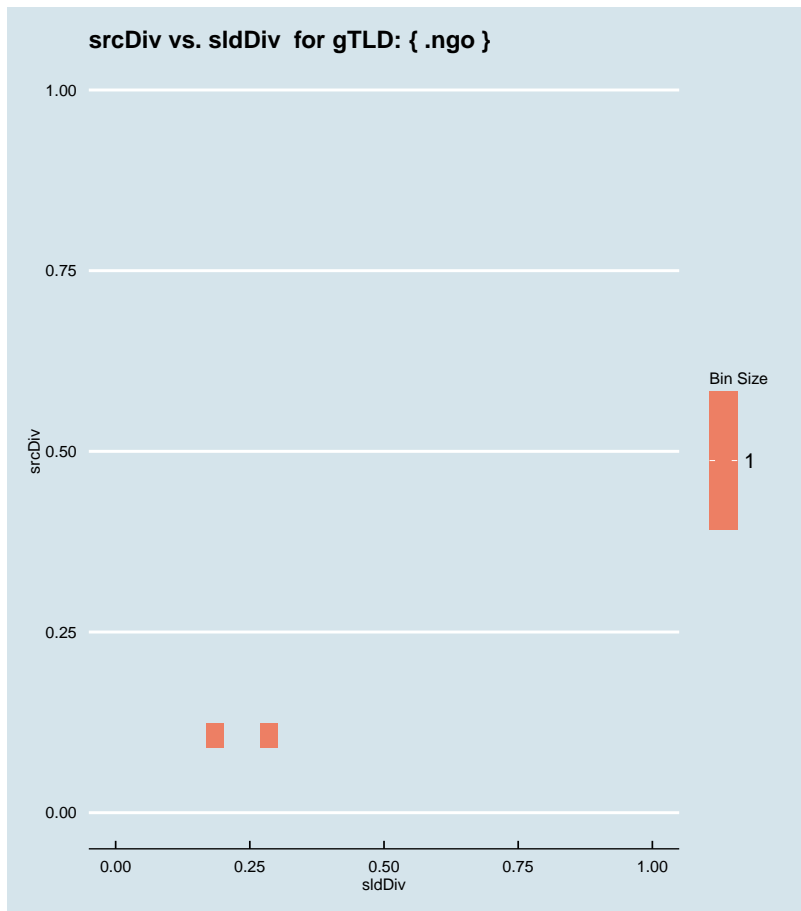


Figure 2.1188: Binned scatter-plot of srcDiv and sldDiv for gTLD: { .ngo }.

∴ 2.820 Representative SLDs for gTLD: { .nhk }

In this section, we collect representative SLDs related to gTLD: 'nhk'. We found 0 unique SLDs after filtering. A total of 0 records were considered representative and they are 0.000% of the gTLD dump. Since the total number of records for this gTLD is 0, there are 0 non-representative records (NRep). In addition, this set comprises 0E0 of the entire data-set.

► { .nhk }  
 Total SLDs: 0  
 a-sldDiv: 0.000%  
 a-oR: 0.000%  
 NRep: 0

∴ 2.821 Representative SLDs for gTLD: { .nico }

In this section, we collect representative SLDs related to gTLD: 'nico'. We found 9

► { .nico }  
 Total SLDs: 9  
 a-sldDiv: 83.269%  
 a-oR: 0.002%  
 NRep: 0



unique SLDs after filtering. A total of 51522 records were considered representative and they are 83.269% of the gTLD dump. Since the total number of records for this gTLD is 51522, there are 0 non-representative records (NRep). In addition, this set comprises  $2.11\text{E}-5$  of the entire data-set. Table 2.595 shows the corresponding SLDs ordered by the level of importance. Figure 2.1189 shows the record count (PPM) for each representative SLD. Figure 2.1190 shows the binned scatter-plot of srcDiv and sldDiv.

Individual SLD descriptors for gTLD: {nico}										
SLD	count	sldDiv	$\phi$ -sldDiv	ipcount	srcDiv	$\phi$ -srcDiv	oR	a-srcDiv	a-oR	rem
INCATE	0.014	0.225	1.000	0.006	0.435	0.121	$5.7\text{E}-6$	0.225	$5.7\text{E}-6$	37616
RANDOM10	0.011	0.180	1.000	$8.41\text{E}-4$	0.075	0.011	$4.57\text{E}-6$	0.405	$1.03\text{E}-5$	26454
INVALID	0.007	0.109	1.000	$8.16\text{E}-4$	0.121	0.022	$2.77\text{E}-6$	0.514	$1.3\text{E}-5$	19703
INCATB	0.007	0.105	1.000	0.001	0.172	0.037	$2.67\text{E}-6$	0.619	$1.57\text{E}-5$	13195
wpad	0.004	0.068	1.000	0.001	0.241	0.057	$1.73\text{E}-6$	0.688	$1.74\text{E}-5$	8964
isatap	0.003	0.046	1.000	$7.89\text{E}-4$	0.277	0.070	$1.17\text{E}-6$	0.734	$1.86\text{E}-5$	6111
INCATC	0.003	0.045	1.000	$8.64\text{E}-4$	0.308	0.079	$1.15\text{E}-6$	0.779	$1.98\text{E}-5$	3303
RANDOM13	0.002	0.033	1.000	$4.62\text{E}-4$	0.229	0.054	$8.27\text{E}-7$	0.812	$2.06\text{E}-5$	1284
INCATF	0.001	0.021	0.999	$1.57\text{E}-4$	0.122	0.022	$5.26\text{E}-7$	0.833	$2.11\text{E}-5$	0

Table 2.595: Top 9 most significant SLDs for gTLD 'nico'. The SLD list holds 83.269% of the entries found in the gTLD and  $2.11\text{E}-5$  of the total number of entries for the entire experiment. **count** represents the number of records found for the SLD (in parts per million). **sldDiv** is the raw count divided by the number of records of this gTLD dump file. **oR** is the ratio of raw count to the total number of records of the experiment.  **$\phi$ -sldDiv** represents the  $\phi$  percentile of sldDiv on the entire data-set. **a-srcDiv** is the cumulative srcDiv variable. **a-oR** is the cumulative oR.

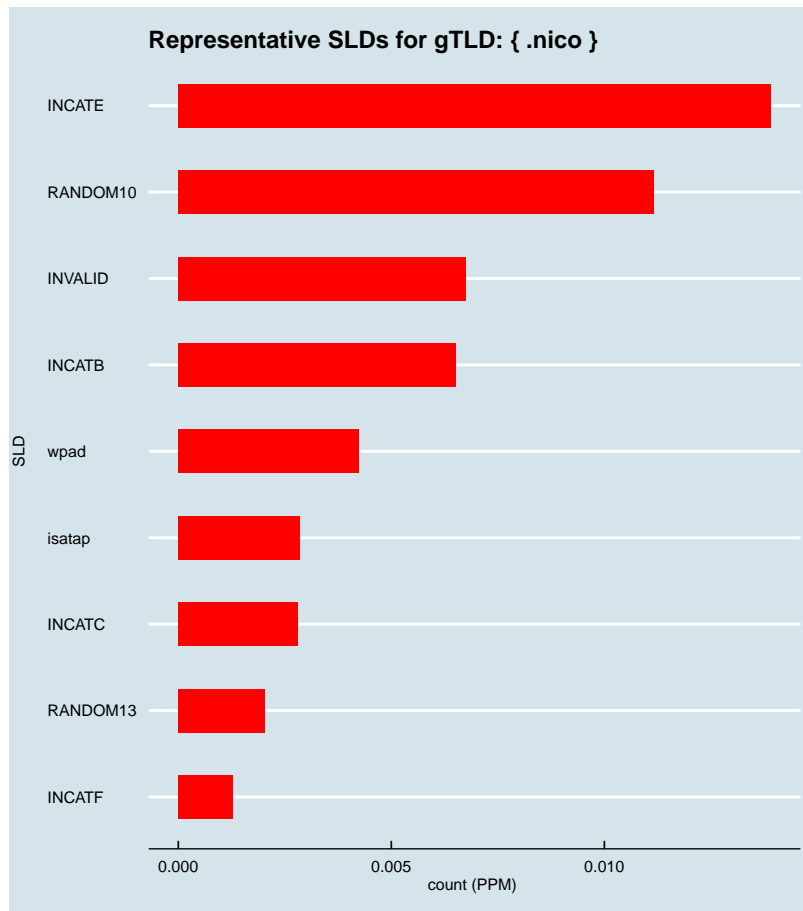


Figure 2.1189: Representative SLDs for gTLD: { .nico}. The x axis displays number of times (in parts per million) the corresponding SLD (y axis) was found in the gTLD.

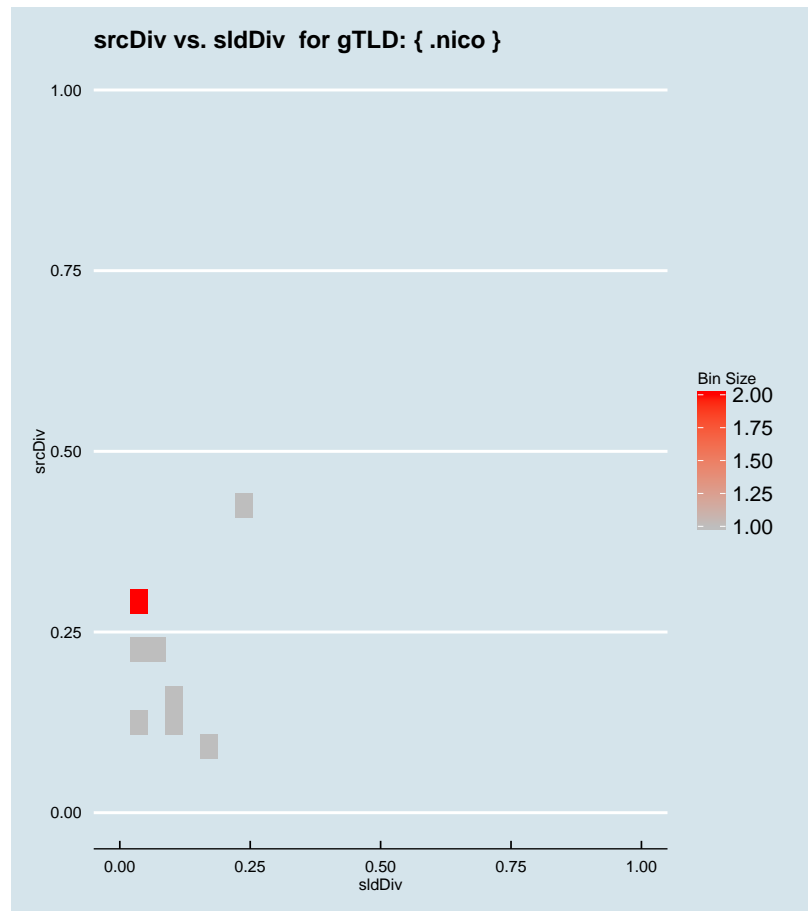


Figure 2.1190: Binned scatter-plot of srcDiv and sldDiv for gTLD: { .nico}.

### :: 2.822 Representative SLDs for gTLD: { .nike }

In this section, we collect representative SLDs related to gTLD: 'nike'. We found 6 unique SLDs after filtering. A total of 13058 records were considered representative and they are 43.659% of the gTLD dump. Since the total number of records for this gTLD is 13058, there are 0 non-representative records (NRep). In addition, this set comprises 5.35E-6 of the entire data-set. Table 2.596 shows the corresponding SLDs ordered by the level of importance. Figure 2.1191 shows the record count (PPM) for each representative SLD. Figure 2.1192 shows the binned scatter-plot of srcDiv and sldDiv.

► { .nike }  
Total SLDs: 6  
a-sldDiv: 43.659%  
a-oR: 0.001%  
NRep: 0

Individual SLD descriptors for gTLD: {nike}										
SLD	count	sldDiv	$\phi$ -sldDiv	ipcount	srcDiv	$\phi$ -srcDiv	oR	a-srcDiv	a-oR	rem
INCATE	0.003	0.108	1.000	0.002	0.663	0.208	1.32E-6	0.108	1.32E-6	9837
INCATC	0.003	0.084	1.000	7.36E-4	0.293	0.075	1.03E-6	0.192	2.35E-6	7329
RANDOM13	0.002	0.076	1.000	4.6E-4	0.202	0.048	9.34E-7	0.268	3.28E-6	5050
INCATB	0.002	0.064	1.000	5.76E-4	0.302	0.077	7.82E-7	0.332	4.06E-6	3141
RANDOM10	0.002	0.054	1.000	3.73E-4	0.231	0.054	6.63E-7	0.386	4.73E-6	1523
wpad	0.002	0.051	1.000	4.29E-4	0.282	0.071	6.24E-7	0.437	5.35E-6	0

Table 2.596: Top 6 most significant SLDs for gTLD 'nike'. The SLD list holds 43.659% of the entries found in the gTLD and 5.35E-6 of the total number of entries for the entire experiment. **count** represents the number of records found for the SLD (in parts per million). **sldDiv** is the raw count divided by the number of records of this gTLD dump file. **oR** is the ratio of raw count to the total number of records of the experiment.  **$\phi$ -sldDiv** represents the  $\phi$  percentile of sldDiv on the entire data-set. **a-srcDiv** is the cumulative srcDiv variable. **a-oR** is the cumulative oR.

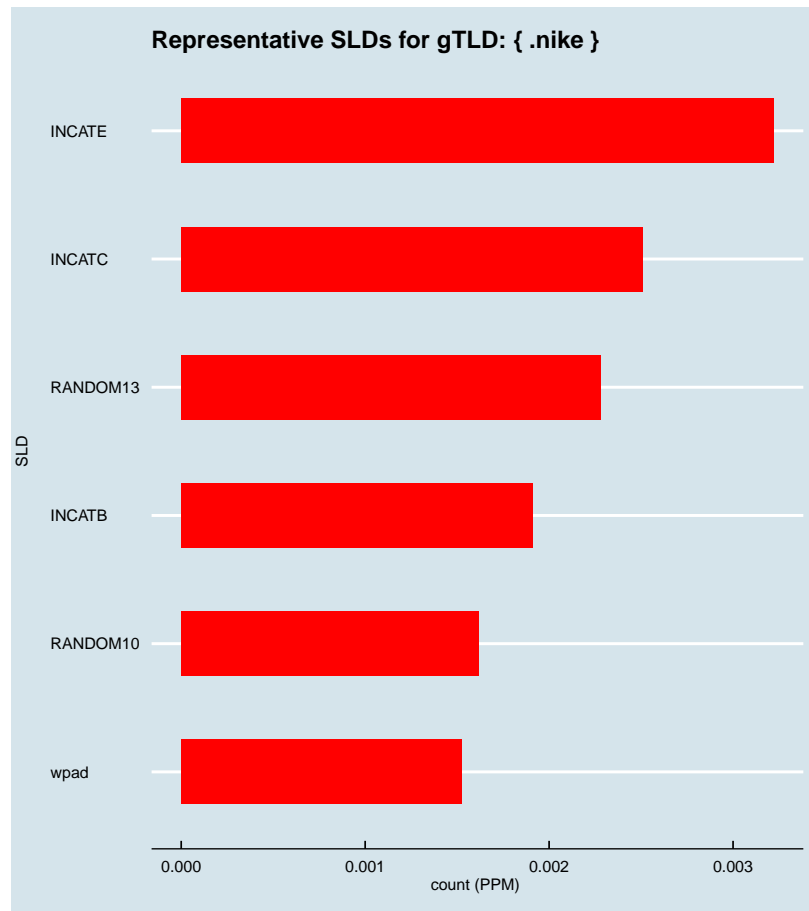


Figure 2.1191: Representative SLDs for gTLD: {.nike}. The  $x$  axis displays number of times (in parts per million) the corresponding SLD ( $y$  axis) was found in the gTLD.

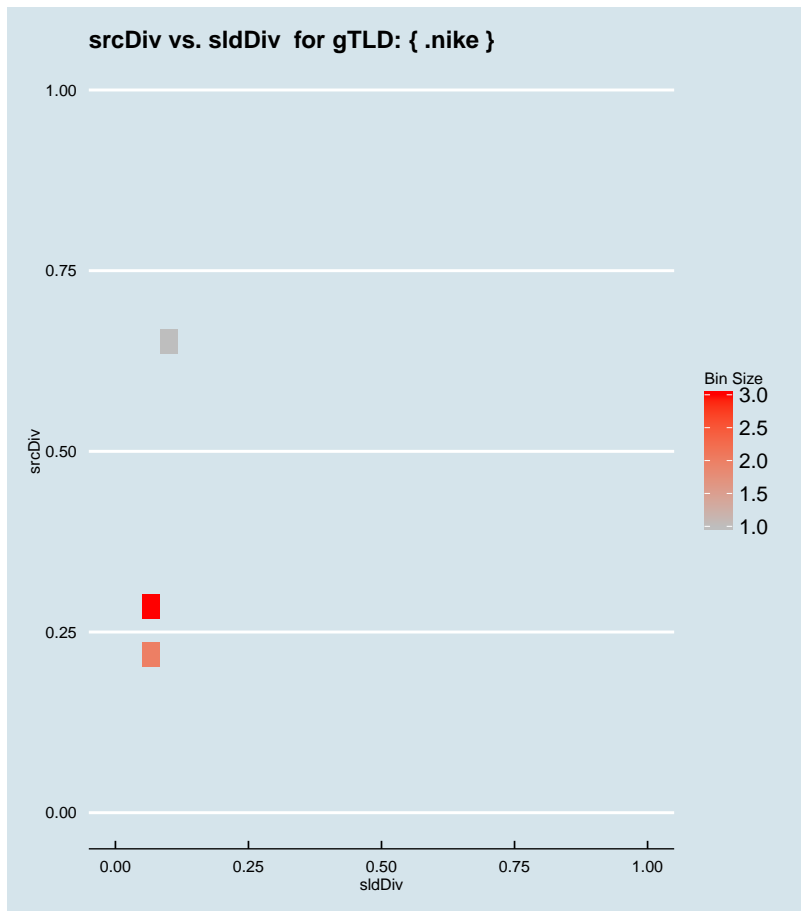


Figure 2.1192: Binned scatter-plot of srcDiv and sldDiv for gTLD: {.nike}.

∴ 2.823 Representative SLDs for gTLD: {.nikon}

In this section, we collect representative SLDs related to gTLD: 'nikon'. We found 0 unique SLDs after filtering. A total of 0 records were considered representative and they are 0.000% of the gTLD dump. Since the total number of records for this gTLD is 0, there are 0 non-representative records (NRep). In addition, this set comprises 0E0 of the entire data-set.

► {.nikon}  
 Total SLDs: 0  
 a-sldDiv: 0.000%  
 a-oR: 0.000%  
 NRep: 0

∴ 2.824 Representative SLDs for gTLD: {.ninja}

In this section, we collect representative SLDs related to gTLD: 'ninja'. We found 11

► {.ninja}  
 Total SLDs: 11  
 a-sldDiv: 85.532%  
 a-oR: 0.001%  
 NRep: 0

unique SLDs after filtering. A total of 34342 records were considered representative and they are 85.532% of the gTLD dump. Since the total number of records for this gTLD is 34342, there are 0 non-representative records (NRep). In addition, this set comprises  $1.41E-5$  of the entire data-set. Table 2.597 shows the corresponding SLDs ordered by the level of importance. Figure 2.1193 shows the record count (PPM) for each representative SLD. Figure 2.1194 shows the binned scatter-plot of srcDiv and sldDiv.

Individual SLD descriptors for gTLD: {ninja}										
SLD	count	sldDiv	$\phi$ -sldDiv	ipcount	srcDiv	$\phi$ -srcDiv	oR	a-srcDiv	a-oR	rem
INVALID	0.014	0.348	1.000	$6.42E-4$	0.046	0.005	$5.73E-6$	0.348	$5.73E-6$	20360
RANDOM10	0.004	0.104	1.000	$5.14E-4$	0.123	0.022	$1.71E-6$	0.452	$7.44E-6$	16176
wpad	0.003	0.073	1.000	$7.45E-4$	0.255	0.065	$1.2E-6$	0.525	$8.64E-6$	13251
isatap	0.002	0.061	1.000	$6.48E-4$	0.264	0.067	$1E-6$	0.586	$9.65E-6$	10800
INCATE	0.002	0.045	1.000	0.001	0.598	0.193	$7.4E-7$	0.631	$1.04E-5$	8994
INCATB	0.002	0.045	1.000	$3.14E-4$	0.175	0.038	$7.37E-7$	0.676	$1.11E-5$	7196
god	0.002	0.043	1.000	$6.6E-5$	0.039	0.004	$7.02E-7$	0.719	$1.18E-5$	5482
RANDOM13	0.002	0.038	1.000	$5.06E-4$	0.330	0.082	$6.29E-7$	0.757	$1.25E-5$	3948
INCATC	0.001	0.037	1.000	$2.59E-4$	0.173	0.038	$6.13E-7$	0.794	$1.31E-5$	2453
jedi-lapto...	0.001	0.031	1.000	$6.4E-5$	0.052	0.006	$5.04E-7$	0.825	$1.36E-5$	1223
jedis-lapt...	0.001	0.030	1.000	$6.6E-5$	0.054	0.007	$5.01E-7$	0.855	$1.41E-5$	0

Table 2.597: Top 11 most significant SLDs for gTLD 'ninja'. The SLD list holds 85.532% of the entries found in the gTLD and  $1.41E-5$  of the total number of entries for the entire experiment. **count** represents the number of records found for the SLD (in parts per million). **sldDiv** is the raw count divided by the number of records of this gTLD dump file. **oR** is the ratio of rawDiv count to the total number of records of the experiment.  **$\phi$ -sldDiv** represents the  $\phi$  percentile of sldDiv on the entire data-set. **a-srcDiv** is the cumulative srcDiv variable. **a-oR** is the cumulative oR.

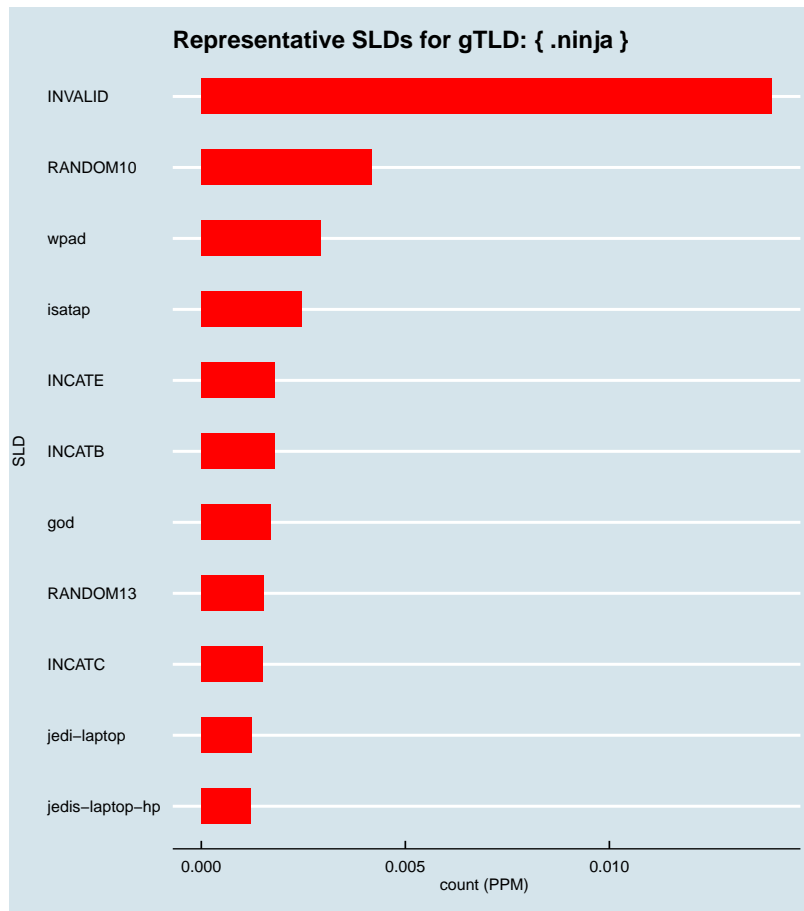


Figure 2.1193: Representative SLDs for gTLD: { .ninja }. The x axis displays number of times (in parts per million) the corresponding SLD (y axis) was found in the gTLD.



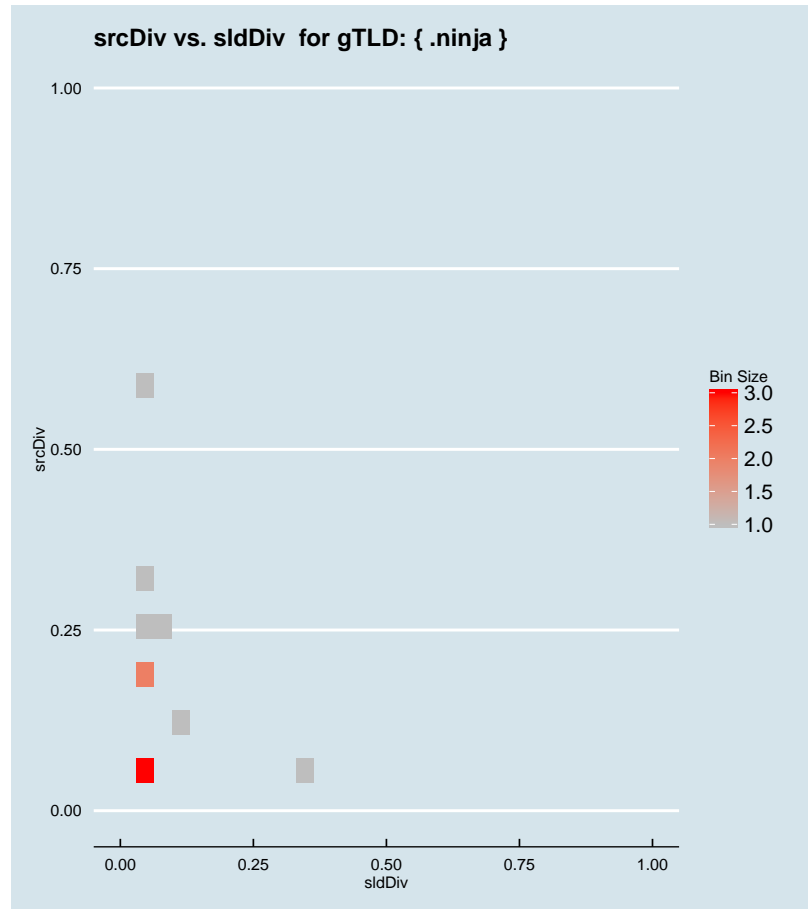


Figure 2.1194: Binned scatter-plot of srcDiv and sldDiv for gTLD: {.ninja}.

### :: 2.825 Representative SLDs for gTLD: {.nissan}

In this section, we collect representative SLDs related to gTLD: 'nissan'. We found 8 unique SLDs after filtering. A total of 19637 records were considered representative and they are 64.661% of the gTLD dump. Since the total number of records for this gTLD is 19637, there are 0 non-representative records (NRep). In addition, this set comprises 8.05E-6 of the entire data-set. Table 2.598 shows the corresponding SLDs ordered by the level of importance. Figure 2.1195 shows the record count (PPM) for each representative SLD. Figure 2.1196 shows the binned scatter-plot of srcDiv and sldDiv.

► {.nissan}  
Total SLDs: 8  
a-sldDiv: 64.661%  
a-oR: 0.001%  
NRep: 0

Individual SLD descriptors for gTLD: {nissan}										
SLD	count	sldDiv	$\phi$ -sldDiv	ipcount	srcDiv	$\phi$ -srcDiv	oR	a-srcDiv	a-oR	rem
INCATB	0.004	0.127	1.000	3.82E-4	0.099	0.016	1.59E-6	0.127	1.59E-6	15769
INCATF	0.004	0.127	1.000	3.84E-4	0.100	0.016	1.58E-6	0.254	3.16E-6	11916
RANDOM13	0.003	0.100	1.000	3.5E-4	0.115	0.021	1.25E-6	0.354	4.41E-6	8872
INCATC	0.002	0.068	1.000	3.41E-4	0.166	0.034	8.41E-7	0.422	5.25E-6	6820
INVALID	0.002	0.066	1.000	2.37E-4	0.118	0.021	8.26E-7	0.488	6.08E-6	4804
amv	0.002	0.060	1.000	9.3E-5	0.051	0.006	7.44E-7	0.548	6.82E-6	2989
RANDOM10	0.002	0.053	1.000	2.2E-4	0.137	0.027	6.57E-7	0.601	7.48E-6	1387
INCATE	0.001	0.046	1.000	0.001	0.795	0.266	5.68E-7	0.647	8.05E-6	0

Table 2.598: Top 8 most significant SLDs for gTLD 'nissan'. The SLD list holds 64.661% of the entries found in the gTLD and 8.05E-6 of the total number of entries for the entire experiment. **count** represents the number of records found for the SLD (in parts per million). **sldDiv** is the raw count divided by the number of records of this gTLD dump file. **oR** is the ratio of raw count to the total number of records of the experiment.  $\phi$ -**sldDiv** represents the  $\phi$  percentile of sldDiv on the entire data-set. **a-srcDiv** is the cumulative srcDiv variable. **a-oR** is the cumulative oR.

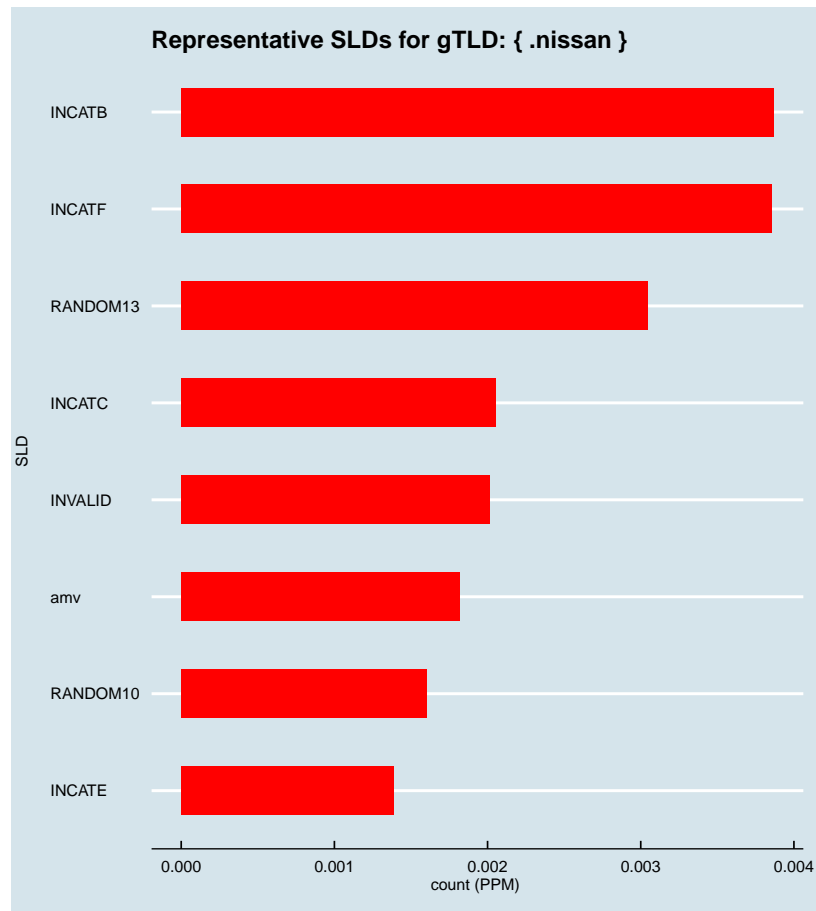


Figure 2.1195: Representative SLDs for gTLD: { .nissan }. The  $x$  axis displays number of times (in parts per million) the corresponding SLD ( $y$  axis) was found in the gTLD.

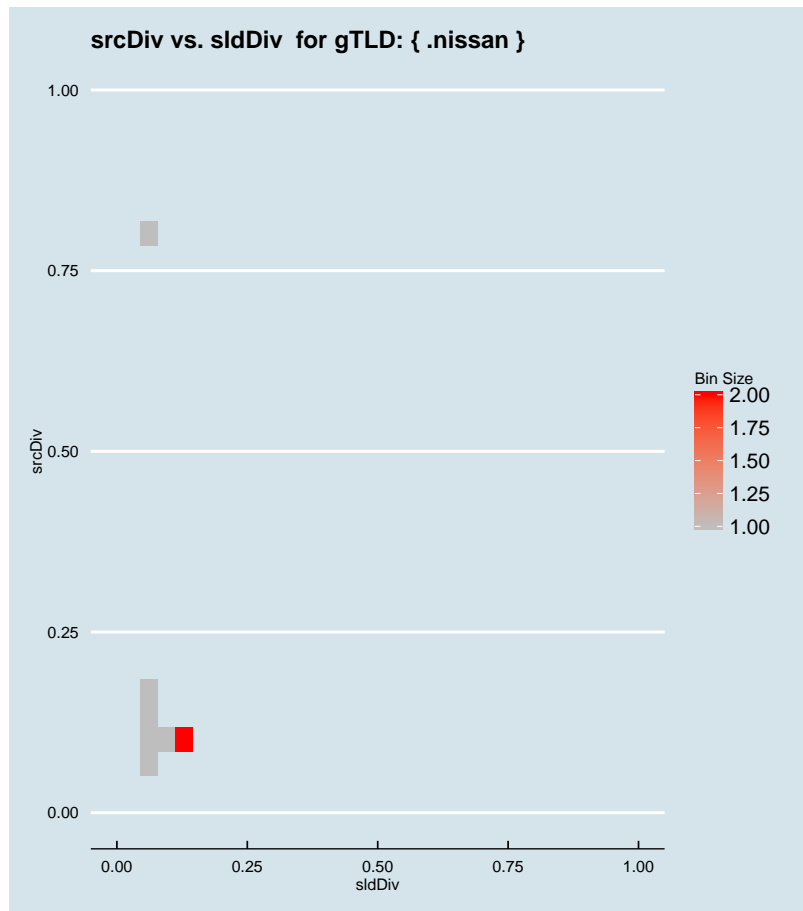


Figure 2.1196: Binned scatter-plot of srcDiv and sldDiv for gTLD: { .nissan }.

∴ 2.826 Representative SLDs for gTLD: { .nissay }

In this section, we collect representative SLDs related to gTLD: 'nissay'. We found 0 unique SLDs after filtering. A total of 0 records were considered representative and they are 0.000% of the gTLD dump. Since the total number of records for this gTLD is 0, there are 0 non-representative records (NRep). In addition, this set comprises 0E0 of the entire data-set.

► { .nissay }  
 Total SLDs: 0  
 a-sldDiv: 0.000%  
 a-oR: 0.000%  
 NRep: 0

∴ 2.827 Representative SLDs for gTLD: { .nokia }

In this section, we collect representative SLDs related to gTLD: 'nokia'. We found 7

► { .nokia }  
 Total SLDs: 7  
 a-sldDiv: 67.366%  
 a-oR: 0.001%  
 NRep: 0

unique SLDs after filtering. A total of 20938 records were considered representative and they are 67.366% of the gTLD dump. Since the total number of records for this gTLD is 20938, there are 0 non-representative records (NRep). In addition, this set comprises  $8.58E-6$  of the entire data-set. Table 2.599 shows the corresponding SLDs ordered by the level of importance. Figure 2.1197 shows the record count (PPM) for each representative SLD. Figure 2.1198 shows the binned scatter-plot of srcDiv and sldDiv.

Individual SLD descriptors for gTLD: {.nokia}										
SLD	count	sldDiv	$\phi$ -sldDiv	ipcount	srcDiv	$\phi$ -srcDiv	oR	a-srcDiv	a-oR	rem
INCATE	0.006	0.206	1.000	0.003	0.507	0.177	2.63E-6	0.206	2.63E-6	14522
INVALID	0.004	0.118	1.000	5.86E-4	0.160	0.033	1.5E-6	0.324	4.13E-6	10859
RANDOM13	0.003	0.094	1.000	5.07E-4	0.173	0.038	1.2E-6	0.419	5.33E-6	7922
INCATB	0.003	0.080	1.000	8.18E-4	0.327	0.082	1.03E-6	0.499	6.36E-6	5420
INCATC	0.002	0.076	1.000	0.001	0.446	0.123	9.74E-7	0.576	7.33E-6	3043
INCATI	0.002	0.052	1.000	5.02E-4	0.311	0.079	6.62E-7	0.628	8E-6	1428
RANDOM10	0.001	0.046	1.000	2.77E-4	0.194	0.043	5.85E-7	0.674	8.58E-6	0

Table 2.599: Top 7 most significant SLDs for gTLD 'nokia'. The SLD list holds 67.366% of the entries found in the gTLD and  $8.58E-6$  of the total number of entries for the entire experiment. **count** represents the number of records found for the SLD (in parts per million). **sldDiv** is the raw count divided by the number of records of this gTLD dump file. **oR** is the ratio of raw count to the total number of records of the experiment.  **$\phi$ -sldDiv** represents the  $\phi$  percentile of sldDiv on the entire data-set. **a-srcDiv** is the cumulative srcDiv variable. **a-oR** is the cumulative oR.

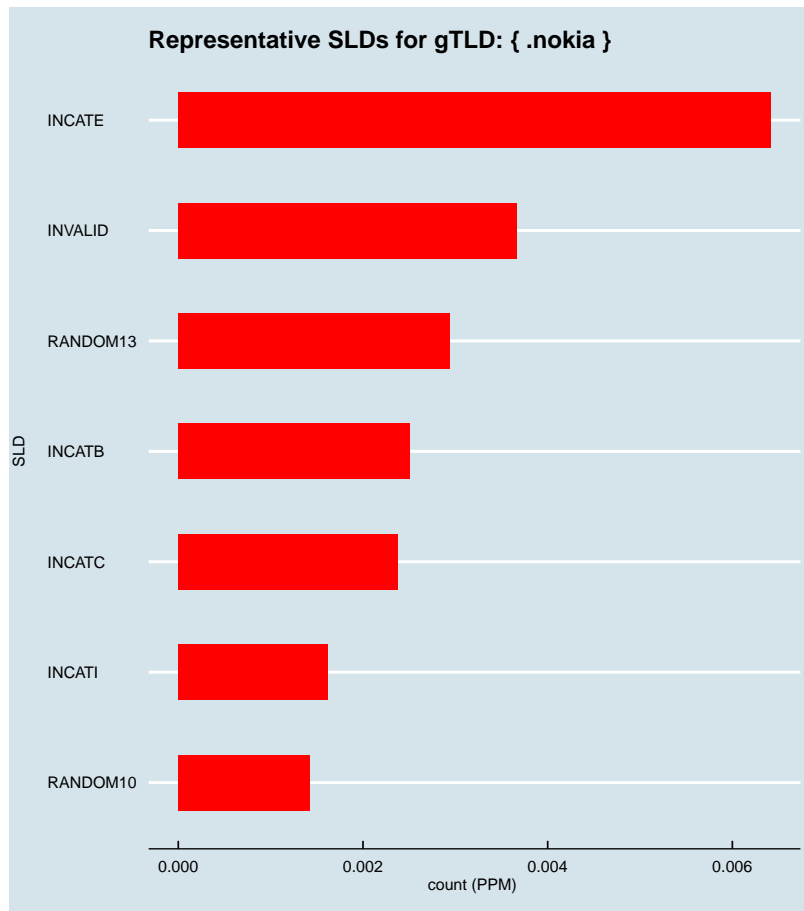


Figure 2.1197: Representative SLDs for gTLD: { .nokia }. The x axis displays number of times (in parts per million) the corresponding SLD (y axis) was found in the gTLD.

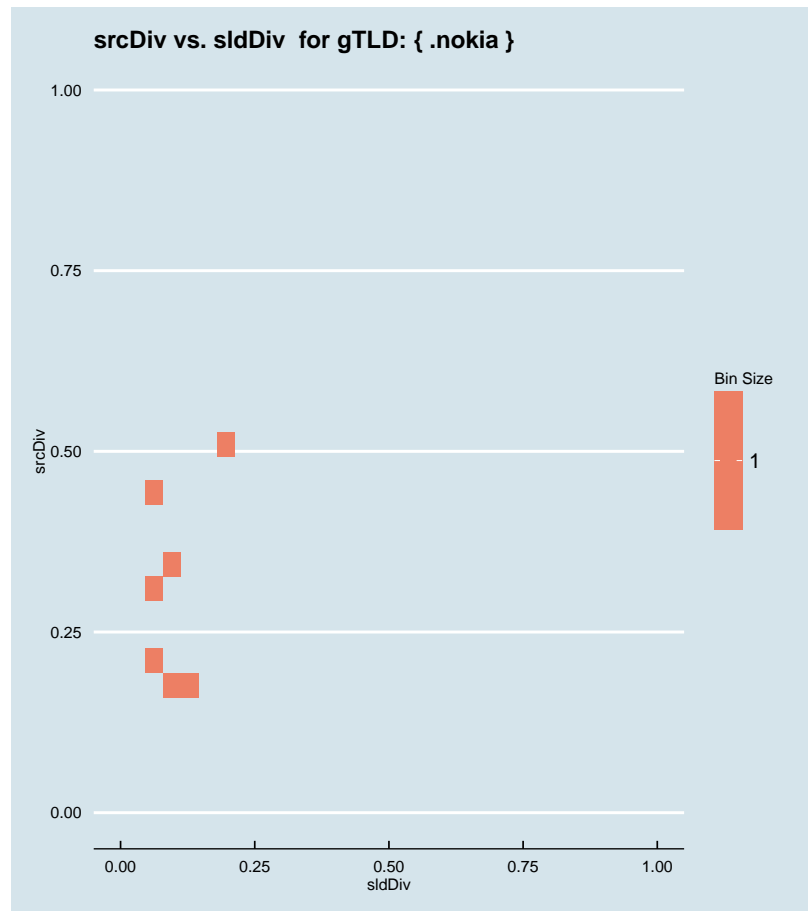


Figure 2.1198: Binned scatter-plot of srcDiv and sldDiv for gTLD: { .nokia }.

### :: 2.828 Representative SLDs for gTLD: { .northwesternmutual }

In this section, we collect representative SLDs related to gTLD: 'northwesternmutual'. We found 0 unique SLDs after filtering. A total of 0 records were considered representative and they are 0.000% of the gTLD dump. Since the total number of records for this gTLD is 0, there are 0 non-representative records (NRep). In addition, this set comprises 0E0 of the entire data-set.

### :: 2.829 Representative SLDs for gTLD: { .norton }

In this section, we collect representative SLDs related to gTLD: 'norton'. We found 5

► { .northwesternmutual }  
Total SLDs: 0  
a-sldDiv: 0.000%  
a-oR: 0.000%  
NRep: 0

► { .norton }  
Total SLDs: 5  
a-sldDiv: 60.936%  
a-oR: 0.001%  
NRep: 0



unique SLDs after filtering. A total of 12490 records were considered representative and they are 60.936% of the gTLD dump. Since the total number of records for this gTLD is 12490, there are 0 non-representative records (NRep). In addition, this set comprises  $5.12E-6$  of the entire data-set. Table 2.600 shows the corresponding SLDs ordered by the level of importance. Figure 2.1199 shows the record count (PPM) for each representative SLD. Figure 2.1200 shows the binned scatter-plot of srcDiv and sldDiv.

Individual SLD descriptors for gTLD: {norton}										
SLD	count	sldDiv	$\phi$ -sldDiv	ipcount	srcDiv	$\phi$ -srcDiv	oR	a-srcDiv	a-oR	rem
INVALID	0.005	0.231	1.000	$3.88E-4$	0.082	0.013	$1.94E-6$	0.231	$1.94E-6$	7750
INCATB	0.004	0.172	1.000	$3.63E-4$	0.103	0.018	$1.44E-6$	0.403	$3.39E-6$	4225
RANDOM10	0.002	0.074	1.000	$2.13E-4$	0.140	0.027	$6.24E-7$	0.478	$4.01E-6$	2702
wpad	0.002	0.074	1.000	$4.22E-4$	0.279	0.070	$6.19E-7$	0.551	$4.63E-6$	1192
INCATE	0.001	0.058	1.000	$9.54E-4$	0.800	0.275	$4.88E-7$	0.609	$5.12E-6$	0

Table 2.600: Top 5 most significant SLDs for gTLD 'norton'. The SLD list holds 60.936% of the entries found in the gTLD and  $5.12E-6$  of the total number of entries for the entire experiment. **count** represents the number of records found for the SLD (in parts per million). **sldDiv** is the raw count divided by the number of records of this gTLD dump file. **oR** is the ratio of raw count to the total number of records of the experiment.  **$\phi$ -sldDiv** represents the  $\phi$  percentile of sldDiv on the entire data-set. **a-srcDiv** is the cumulative srcDiv variable. **a-oR** is the cumulative oR.



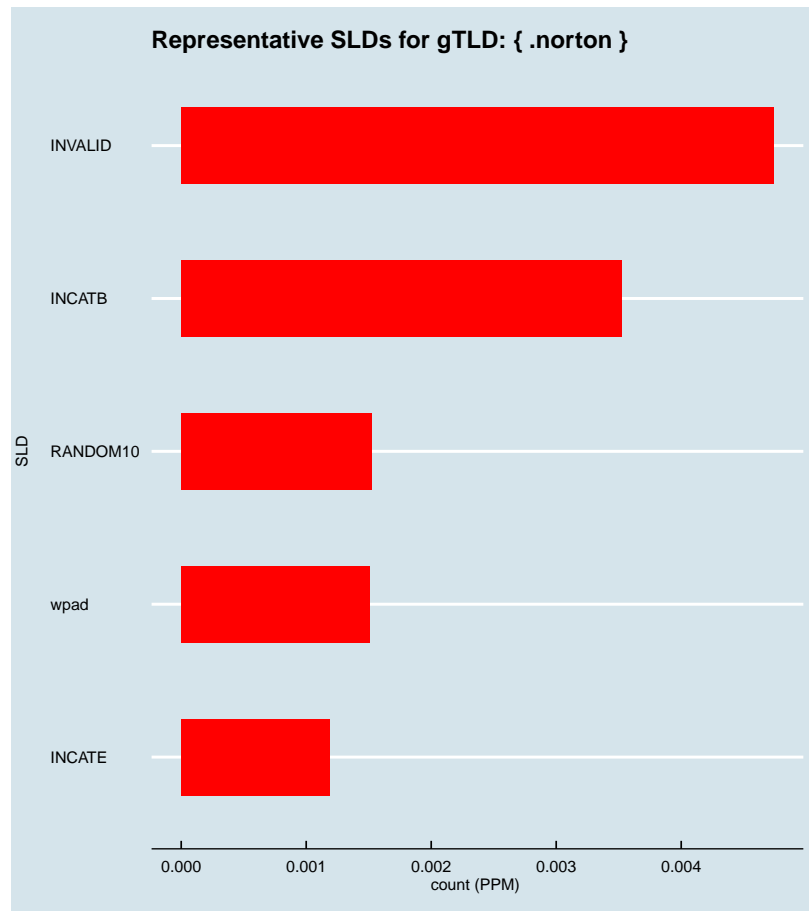


Figure 2.1199: Representative SLDs for gTLD: { .norton}. The  $x$  axis displays number of times (in parts per million) the corresponding SLD ( $y$  axis) was found in the gTLD.

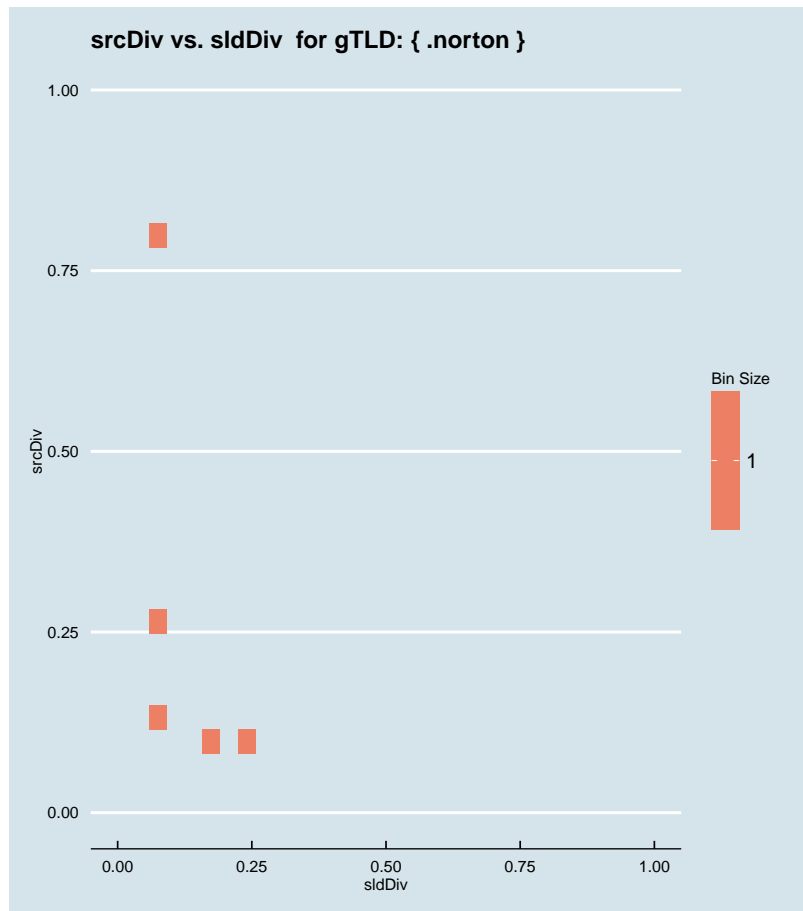


Figure 2.1200: Binned scatter-plot of srcDiv and sldDiv for gTLD: { .norton }.

### :: 2.830 Representative SLDs for gTLD: { .now }

In this section, we collect representative SLDs related to gTLD: 'now'. We found 25 unique SLDs after filtering. A total of 146961 records were considered representative and they are 65.251% of the gTLD dump. Since the total number of records for this gTLD is 146961, there are 0 non-representative records (NRep). In addition, this set comprises 6.02E-5 of the entire data-set. Table 2.601 shows the corresponding SLDs ordered by the level of importance. Figure 2.1201 shows the record count (PPM) for each representative SLD. Figure 2.1202 shows the binned scatter-plot of srcDiv and sldDiv.

► { .now }  
 Total SLDs: 25  
 a-sldDiv: 65.251%  
 a-oR: 0.006%  
 NRep: 0

Individual SLD descriptors for gTLD: {now}										
SLD	count	sldDiv	$\phi$ -sldDiv	ipcount	srcDiv	$\phi$ -srcDiv	oR	a-srcDiv	a-oR	rem
INCATC	0.034	0.152	1.000	0.009	0.259	0.066	1.4E-5	0.152	1.4E-5	112807
INCATB	0.016	0.071	1.000	0.005	0.310	0.079	6.54E-6	0.222	2.05E-5	96857
RANDOM13	0.013	0.056	1.000	0.001	0.088	0.014	5.14E-6	0.278	2.57E-5	84323
changeme	0.012	0.054	1.000	0.002	0.144	0.030	4.98E-6	0.332	3.06E-5	72179
INVALID	0.008	0.034	1.000	9.14E-4	0.120	0.022	3.11E-6	0.366	3.38E-5	64581
INCATF	0.007	0.031	1.000	5.73E-4	0.082	0.013	2.85E-6	0.397	3.66E-5	57618
SHORTSLD	0.006	0.028	0.999	0.003	0.466	0.127	2.57E-6	0.425	3.92E-5	51337
RANDOM10	0.006	0.027	0.999	0.002	0.348	0.097	2.48E-6	0.451	4.17E-5	45276
active2	0.006	0.025	0.999	6.31E-4	0.111	0.020	2.33E-6	0.477	4.4E-5	39602
active1	0.006	0.025	0.999	6.38E-4	0.113	0.020	2.31E-6	0.502	4.63E-5	33954
for	0.004	0.017	0.999	6.43E-4	0.163	0.034	1.61E-6	0.519	4.79E-5	30021
rtl	0.004	0.017	0.999	0.001	0.259	0.066	1.58E-6	0.536	4.95E-5	26161
insearch1	0.004	0.016	0.999	3.97E-4	0.111	0.020	1.46E-6	0.552	5.1E-5	22599
isatap	0.003	0.012	0.999	4.26E-4	0.155	0.032	1.12E-6	0.564	5.21E-5	19854
logon	0.003	0.012	0.999	0.001	0.469	0.127	1.08E-6	0.576	5.32E-5	17229
spam	0.002	0.011	0.999	9.73E-4	0.409	0.114	9.74E-7	0.587	5.41E-5	14852
logoff	0.002	0.010	0.999	0.001	0.616	0.201	8.99E-7	0.596	5.5E-5	12659
wellstonea...	0.002	0.009	0.999	1.45E-4	0.069	0.010	8.55E-7	0.606	5.59E-5	10572
rtl2	0.002	0.009	0.999	6.69E-4	0.340	0.096	8.07E-7	0.614	5.67E-5	8604
right	0.002	0.008	0.999	0.001	0.589	0.192	7.75E-7	0.623	5.75E-5	6713
wpad	0.002	0.008	0.999	2.88E-4	0.155	0.032	7.59E-7	0.631	5.82E-5	4860
tumblr	0.001	0.006	0.999	8.72E-4	0.702	0.237	5.09E-7	0.636	5.87E-5	3617
serenity	0.001	0.005	0.999	7.1E-5	0.058	0.007	5.04E-7	0.642	5.92E-5	2386
myhouse	0.001	0.005	0.999	3.63E-4	0.304	0.078	4.89E-7	0.647	5.97E-5	1192
textme	0.001	0.005	0.999	3.65E-4	0.306	0.078	4.88E-7	0.653	6.02E-5	0

Table 2.601: Top 25 most significant SLDs for gTLD 'now'. The SLD list holds 65.251% of the entries found in the gTLD and 6.02E-5 of the total number of entries for the entire experiment. **count** represents the number of records found for the SLD (in parts per million). **sldDiv** is the raw count divided by the number of records of this gTLD dump file. **oR** is the ratio of raw count to the total number of records of the experiment.  **$\phi$ -sldDiv** represents the  $\phi$  percentile of sldDiv on the entire data-set. **a-srcDiv** is the cumulative srcDiv variable. **a-oR** is the cumulative oR.



Figure 2.1201: Representative SLDs for gTLD: { .now }. The x axis displays number of times (in parts per million) the corresponding SLD (y axis) was found in the gTLD.

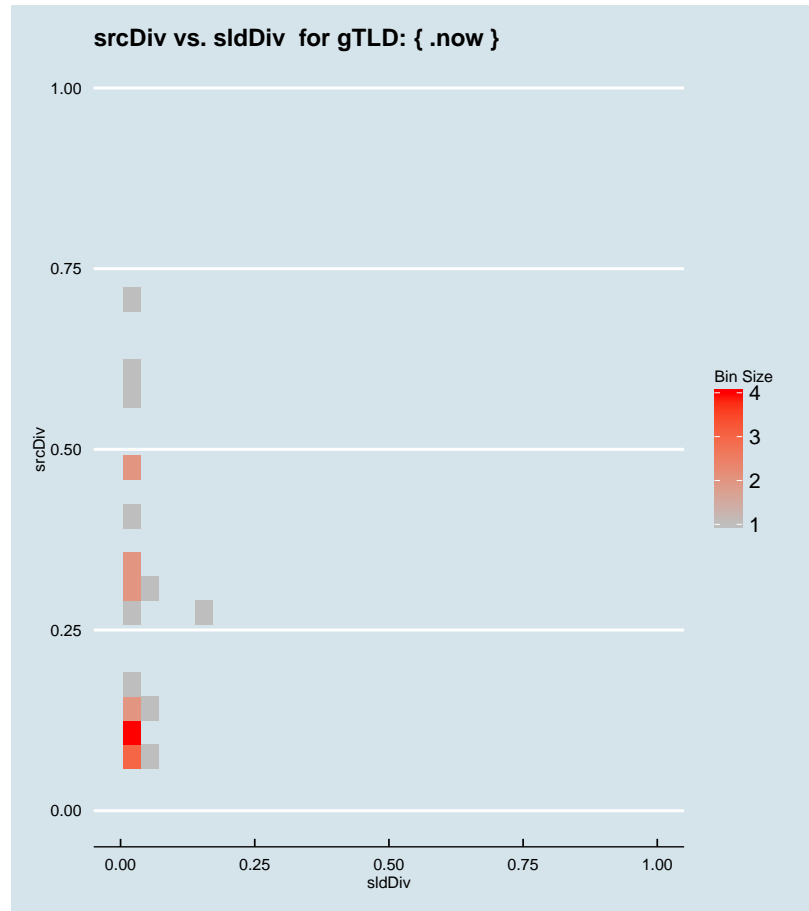


Figure 2.1202: Binned scatter-plot of srcDiv and sldDiv for gTLD: { .now }.

### :: 2.831 Representative SLDs for gTLD: { .nowruz }

In this section, we collect representative SLDs related to gTLD: 'nowruz'. We found 0 unique SLDs after filtering. A total of 0 records were considered representative and they are 0.000% of the gTLD dump. Since the total number of records for this gTLD is 0, there are 0 non-representative records (NRep). In addition, this set comprises 0E0 of the entire data-set.

► { .nowruz }  
Total SLDs: 0  
a-sldDiv: 0.000%  
a-oR: 0.000%  
NRep: 0

### :: 2.832 Representative SLDs for gTLD: { .nowtv }

In this section, we collect representative SLDs related to gTLD: 'nowtv'. We found 0

► { .nowtv }  
Total SLDs: 0  
a-sldDiv: 0.000%  
a-oR: 0.000%  
NRep: 0



unique SLDs after filtering. A total of 0 records were considered representative and they are 0.000% of the gTLD dump. Since the total number of records for this gTLD is 0, there are 0 non-representative records (NRep). In addition, this set comprises 0E0 of the entire data-set.

### :: 2.833 Representative SLDs for gTLD: {.nra}

In this section, we collect representative SLDs related to gTLD: 'nra'. We found 0 unique SLDs after filtering. A total of 0 records were considered representative and they are 0.000% of the gTLD dump. Since the total number of records for this gTLD is 0, there are 0 non-representative records (NRep). In addition, this set comprises 0E0 of the entire data-set.

► {.nra}  
 Total SLDs: 0  
 a-sldDiv: 0.000%  
 a-oR: 0.000%  
 NRep: 0

### :: 2.834 Representative SLDs for gTLD: {.nrw}

In this section, we collect representative SLDs related to gTLD: 'nrw'. We found 3 unique SLDs after filtering. A total of 5511 records were considered representative and they are 32.851% of the gTLD dump. Since the total number of records for this gTLD is 5511, there are 0 non-representative records (NRep). In addition, this set comprises 2.26E-6 of the entire data-set. Table 2.602 shows the corresponding SLDs ordered by the level of importance. Figure 2.1203 shows the record count (PPM) for each representative SLD. Figure 2.1204 shows the binned scatter-plot of srcDiv and sldDiv.

► {.nrw}  
 Total SLDs: 3  
 a-sldDiv: 32.851%  
 a-oR: 0.000%  
 NRep: 0

Individual SLD descriptors for gTLD: {.nrw}										
SLD	count	sldDiv	$\phi$ -sldDiv	ipcount	srcDiv	$\phi$ -srcDiv	oR	a-srcDiv	a-oR	rem
INVALID	0.002	0.128	1.000	4.88E-4	0.227	0.054	8.81E-7	0.128	8.81E-7	3362
SHORTSLD	0.002	0.115	1.000	4.08E-4	0.211	0.049	7.93E-7	0.243	1.67E-6	1427
INCATF	0.001	0.085	1.000	2.41E-4	0.169	0.037	5.85E-7	0.329	2.26E-6	0

Table 2.602: Top 3 most significant SLDs for gTLD 'nrw'. The SLD list holds 32.851% of the entries found in the gTLD and 2.26E-6 of the total number of entries for the entire experiment. **count** represents the number of records found for the SLD (in parts per million). **sldDiv** is the raw count divided by the number of records of this gTLD dump file. **oR** is the ratio of raw count to the total number of records of the experiment.  **$\phi$ -sldDiv** represents the  $\phi$  percentile of sldDiv on the entire data-set. **a-srcDiv** is the cumulative srcDiv variable. **a-oR** is the cumulative oR.

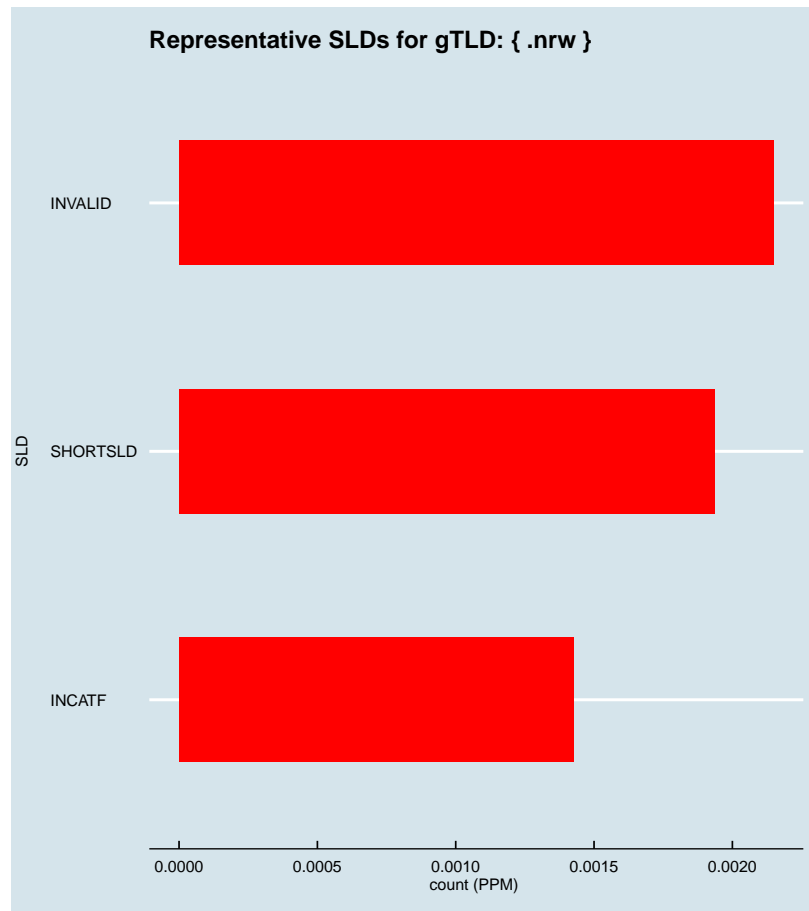


Figure 2.1203: Representative SLDs for gTLD: { .nrw }. The  $x$  axis displays number of times (in parts per million) the corresponding SLD ( $y$  axis) was found in the gTLD.

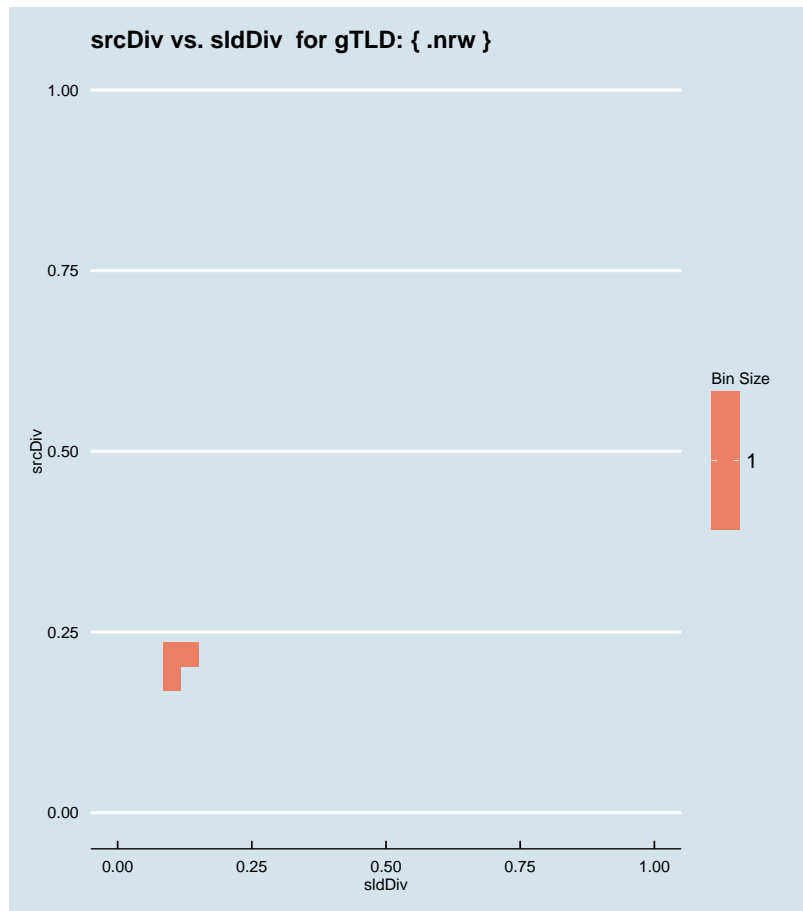


Figure 2.1204: Binned scatter-plot of srcDiv and sldDiv for gTLD: {.nrw}.

### :: 2.835 Representative SLDs for gTLD: {.ntt}

In this section, we collect representative SLDs related to gTLD: 'ntt'. We found 10 unique SLDs after filtering. A total of 39254 records were considered representative and they are 59.126% of the gTLD dump. Since the total number of records for this gTLD is 39254, there are 0 non-representative records (NRep). In addition, this set comprises  $1.61E-5$  of the entire data-set. Table 2.603 shows the corresponding SLDs ordered by the level of importance. Figure 2.1205 shows the record count (PPM) for each representative SLD. Figure 2.1206 shows the binned scatter-plot of srcDiv and sldDiv.

► {.ntt}  
 Total SLDs: 10  
 a-sldDiv: 59.126%  
 a-oR: 0.002%  
 NRep: 0



Individual SLD descriptors for gTLD: {ntt}										
SLD	count	sldDiv	$\phi$ -sldDiv	ipcount	srcDiv	$\phi$ -srcDiv	oR	a-srcDiv	a-oR	rem
att	0.009	0.132	1.000	0.004	0.402	0.114	3.59E-6	0.132	3.59E-6	30500
ops	0.007	0.110	1.000	5.4E-5	0.007	3.27E-4	2.99E-6	0.242	6.57E-6	23214
INCATB	0.005	0.081	1.000	6.3E-4	0.117	0.021	2.21E-6	0.323	8.78E-6	17829
INVALID	0.003	0.052	1.000	5.08E-4	0.146	0.030	1.42E-6	0.375	1.02E-5	14354
RANDOM13	0.003	0.052	1.000	5.09E-4	0.147	0.030	1.41E-6	0.427	1.16E-5	10902
waw	0.003	0.050	1.000	2.21E-4	0.066	0.009	1.36E-6	0.477	1.3E-5	7572
INCATF	0.003	0.038	1.000	1.54E-4	0.061	0.008	1.04E-6	0.515	1.4E-5	5046
INCATC	0.002	0.035	1.000	7.57E-4	0.330	0.082	9.41E-7	0.550	1.5E-5	2751
RANDOM10	0.001	0.022	0.999	3.87E-4	0.264	0.067	6E-7	0.572	1.56E-5	1287
souken	0.001	0.019	0.999	6.1E-5	0.047	0.005	5.27E-7	0.591	1.61E-5	0

Table 2.603: Top 10 most significant SLDs for gTLD 'ntt'. The SLD list holds 59.126% of the entries found in the gTLD and 1.61E-5 of the total number of entries for the entire experiment. **count** represents the number of records found for the SLD (in parts per million). **sldDiv** is the raw count divided by the number of records of this gTLD dump file. **oR** is the ratio of raw count to the total number of records of the experiment.  **$\phi$ -sldDiv** represents the  $\phi$  percentile of sldDiv on the entire data-set. **a-srcDiv** is the cumulative srcDiv variable. **a-oR** is the cumulative oR.

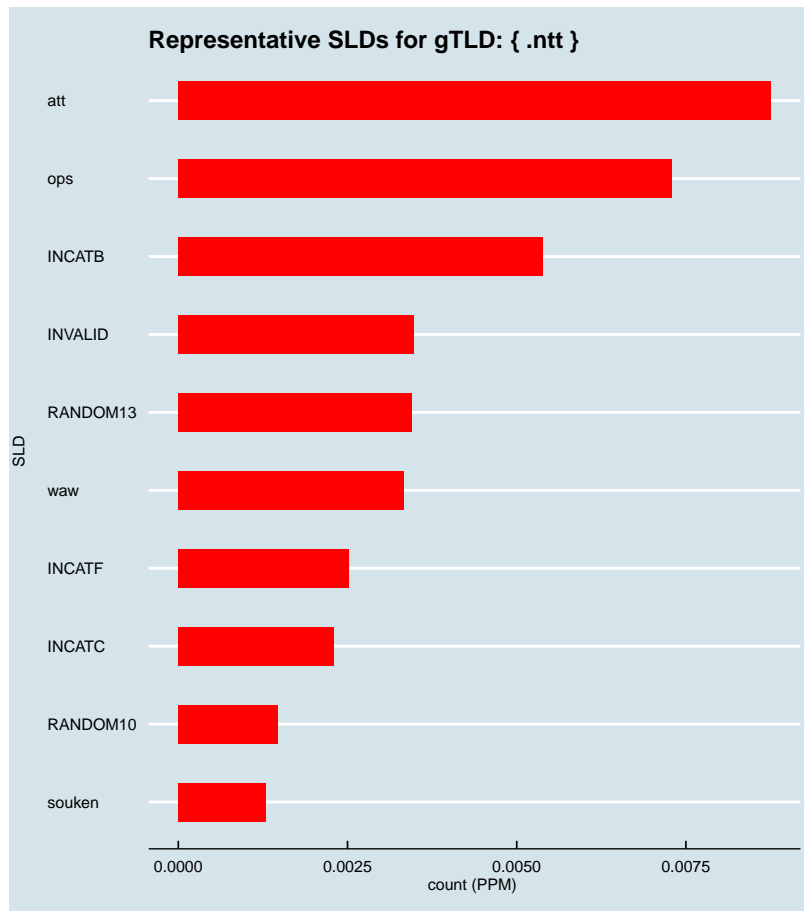


Figure 2.1205: Representative SLDs for gTLD: { .ntt}. The x axis displays number of times (in parts per million) the corresponding SLD (y axis) was found in the gTLD.

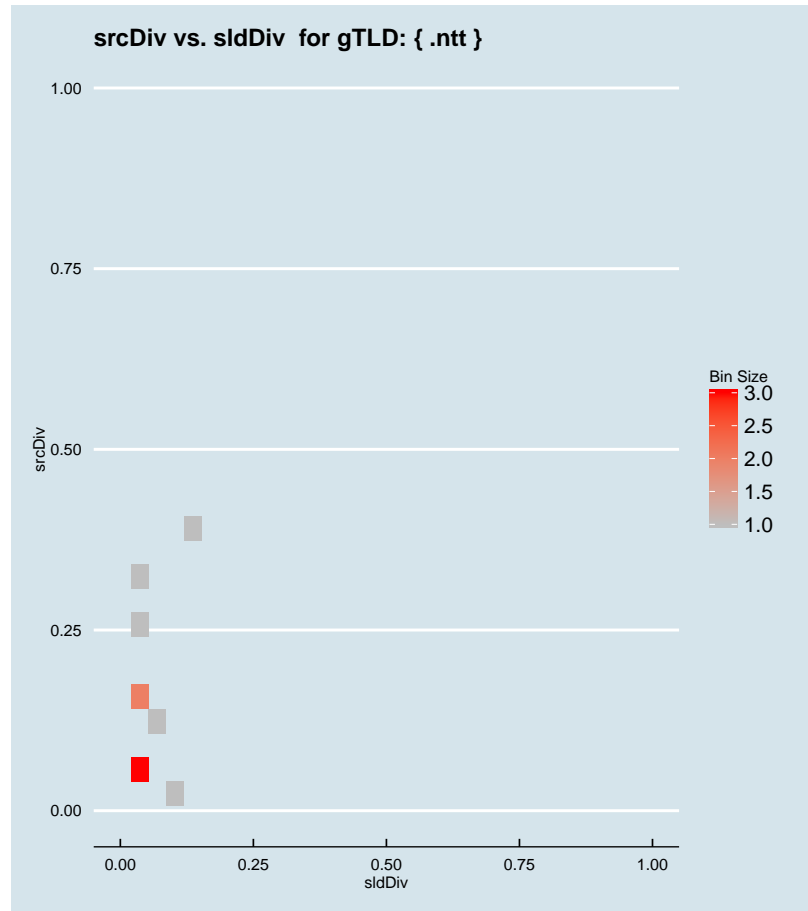


Figure 2.1206: Binned scatter-plot of srcDiv and sldDiv for gTLD: {.ntt}.

### :: 2.836 Representative SLDs for gTLD: {.nyc}

In this section, we collect representative SLDs related to gTLD: 'nyc'. We found 38 unique SLDs after filtering. A total of 270787 records were considered representative and they are 72.105% of the gTLD dump. Since the total number of records for this gTLD is 270787, there are 0 non-representative records (NRep). In addition, this set comprises  $1.11E-4$  of the entire data-set. Table 2.604 shows the corresponding SLDs ordered by the level of importance. Figure 2.1207 shows the record count (PPM) for each representative SLD. Figure 2.1208 shows the binned scatter-plot of srcDiv and sldDiv.

► {.nyc}  
Total SLDs: 38  
a-sldDiv: 72.105%  
a-oR: 0.011%  
NRep: 0

Individual SLD descriptors for gTLD: {nyc}										
SLD	count	sldDiv	$\phi$ -sldDiv	ipcount	srcDiv	$\phi$ -srcDiv	oR	a-srcDiv	a-oR	rem
INCATC	0.063	0.167	1.000	0.004	0.060	0.008	2.57E-5	0.167	2.57E-5	207993
INCATF	0.029	0.078	1.000	0.002	0.060	0.008	1.21E-5	0.246	3.78E-5	178575
RANDOM13	0.025	0.068	1.000	9.18E-4	0.036	0.004	1.04E-5	0.313	4.82E-5	153202
INCATB	0.023	0.062	1.000	0.002	0.100	0.016	9.48E-6	0.375	5.77E-5	130058
RANDOM10	0.015	0.040	1.000	0.002	0.119	0.022	6.12E-6	0.415	6.38E-5	115123
printserve...	0.014	0.038	1.000	5.08E-4	0.035	0.003	5.88E-6	0.453	6.97E-5	100780
copperny	0.012	0.031	1.000	8.52E-4	0.073	0.011	4.75E-6	0.484	7.44E-5	89184
exhibit-e	0.009	0.025	0.999	1.95E-4	0.021	0.002	3.81E-6	0.508	7.82E-5	79881
INVALID	0.008	0.021	0.999	9.73E-4	0.123	0.022	3.23E-6	0.529	8.15E-5	71990
schools	0.007	0.017	0.999	0.001	0.163	0.034	2.69E-6	0.547	8.42E-5	65421
INCATD	0.006	0.016	0.999	6.34E-4	0.105	0.018	2.48E-6	0.563	8.66E-5	59373
strauss	0.003	0.009	0.999	2.3E-5	0.007	2.98E-4	1.35E-6	0.572	8.8E-5	56083
genesis	0.003	0.008	0.999	8.2E-5	0.029	0.002	1.18E-6	0.579	8.92E-5	53209
nyc-che-dv...	0.002	0.006	0.999	4.4E-5	0.018	0.001	9.81E-7	0.586	9.01E-5	50816
nyc-dvr2	0.002	0.006	0.999	4.5E-5	0.019	0.001	9.77E-7	0.592	9.11E-5	48431
nyc-che-dv...	0.002	0.006	0.999	4.4E-5	0.019	0.001	9.73E-7	0.598	9.21E-5	46057
nyc-dvr5	0.002	0.006	0.999	4.4E-5	0.019	0.001	9.65E-7	0.605	9.31E-5	43703
nyc-dvr1	0.002	0.006	0.999	4.4E-5	0.019	0.001	9.63E-7	0.611	9.4E-5	41354
nyc-dvr4	0.002	0.006	0.999	4.4E-5	0.019	0.001	9.61E-7	0.617	9.5E-5	39010
nyc-dvr13	0.002	0.006	0.999	4.4E-5	0.019	0.001	9.6E-7	0.623	9.59E-5	36668
nyc-dvr12	0.002	0.006	0.999	4.4E-5	0.019	0.001	9.6E-7	0.630	9.69E-5	34326
nyc-dvr3	0.002	0.006	0.999	4.4E-5	0.019	0.001	9.58E-7	0.636	9.79E-5	31988
nyc-dvr7	0.002	0.006	0.999	4.4E-5	0.019	0.001	9.58E-7	0.642	9.88E-5	29650
nyc-dvr11	0.002	0.006	0.999	4.4E-5	0.019	0.001	9.54E-7	0.648	9.98E-5	27323
nyc-dvr8	0.002	0.006	0.999	4.4E-5	0.019	0.001	9.51E-7	0.654	1.01E-4	25002
nycdvr10-1...	0.002	0.006	0.999	4.5E-5	0.019	0.001	9.46E-7	0.661	1.02E-4	22693
nyc-che-dv...	0.002	0.006	0.999	4.4E-5	0.019	0.001	9.45E-7	0.667	1.03E-4	20388
chadlavign...	0.002	0.006	0.999	2.1E-5	0.009	4.47E-4	9.31E-7	0.673	1.04E-4	18117
minimicro	0.002	0.006	0.999	2.1E-5	0.009	4.57E-4	9.15E-7	0.679	1.04E-4	15885
nyc-76-dvr...	0.002	0.006	0.999	4.4E-5	0.020	0.001	8.92E-7	0.685	1.05E-4	13709
forums1	0.002	0.005	0.999	4.73E-4	0.243	0.057	7.99E-7	0.690	1.06E-4	11759
INCATE	0.002	0.005	0.999	0.001	0.547	0.183	7.63E-7	0.695	1.07E-4	9896
no11	0.002	0.005	0.999	6.65E-4	0.370	0.102	7.36E-7	0.699	1.08E-4	8099
lauferlawg...	0.002	0.005	0.999	1.5E-5	0.009	3.98E-4	7.22E-7	0.704	1.08E-4	6337
student	0.002	0.005	0.999	4.52E-4	0.265	0.067	6.99E-7	0.709	1.09E-4	4631

Table 2.604: Top 35 most significant SLDs for gTLD 'nyc'. The SLD list holds 72.105% of the entries found in the gTLD and 1.11E-4 of the total number of entries for the entire experiment. **count** represents the number of records found for the SLD (in parts per million). **sldDiv** is the raw count divided by the number of records of this gTLD dump file. **oR** is the ratio of raw count to the total number of records of the experiment.  **$\phi$ -sldDiv** represents the  $\phi$  percentile of sldDiv on the entire data-set. **a-srcDiv** is the cumulative srcDiv variable. **a-oR** is the cumulative oR.

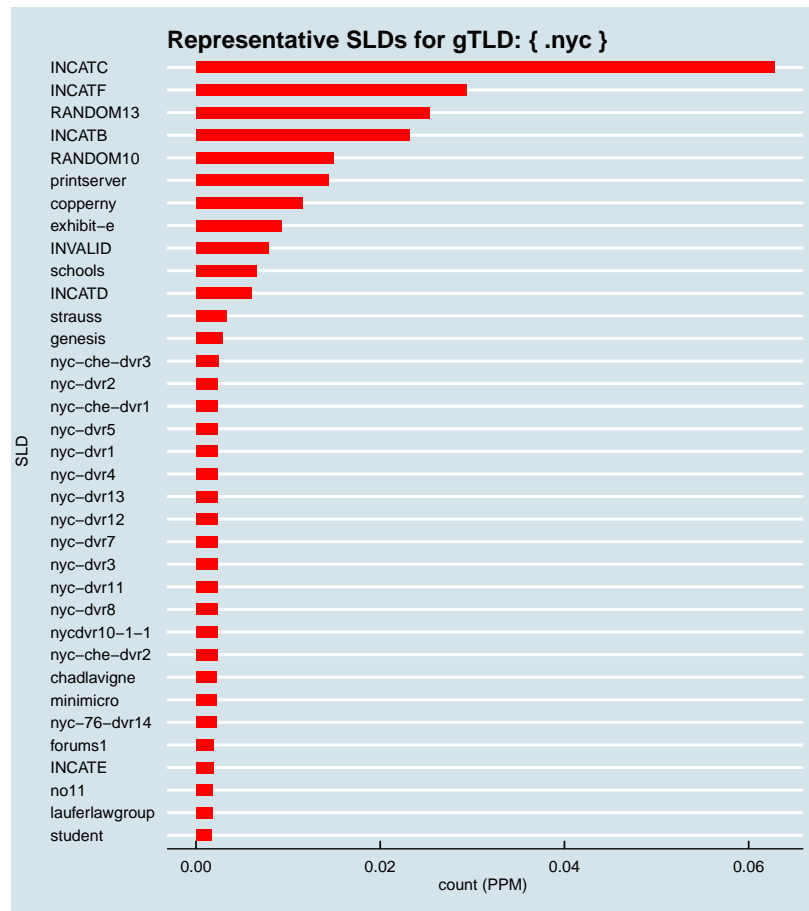


Figure 2.1207: Representative SLDs for gTLD: { .nyc }. The  $x$  axis displays number of times (in parts per million) the corresponding SLD ( $y$  axis) was found in the gTLD.

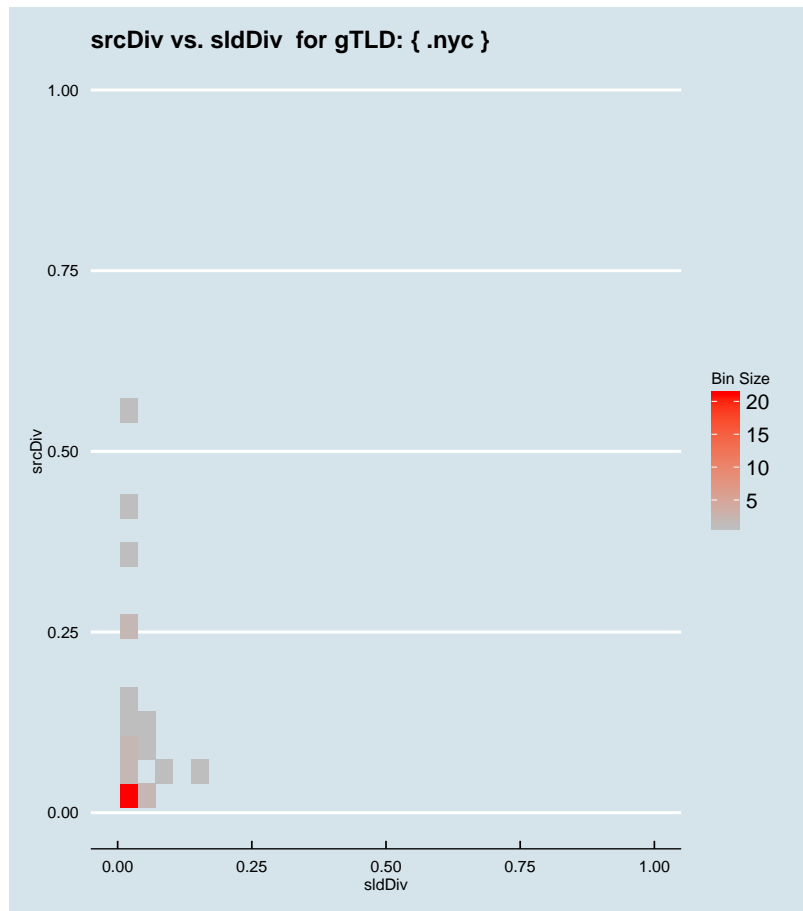


Figure 2.1208: Binned scatter-plot of srcDiv and sldDiv for gTLD: { .nyc }.

### :: 2.837 Representative SLDs for gTLD: { .obi }

In this section, we collect representative SLDs related to gTLD: 'obi'. We found 2 unique SLDs after filtering. A total of 8189 records were considered representative and they are 43.489% of the gTLD dump. Since the total number of records for this gTLD is 8189, there are 0 non-representative records (NRep). In addition, this set comprises 3.36E-6 of the entire data-set. Table 2.605 shows the corresponding SLDs ordered by the level of importance. Figure 2.1209 shows the record count (PPM) for each representative SLD. Figure 2.1210 shows the binned scatter-plot of srcDiv and sldDiv.

► { .obi }  
 Total SLDs: 2  
 a-sldDiv: 43.489%  
 a-oR: 0.000%  
 NRep: 0

Individual SLD descriptors for gTLD: {obi}										
SLD	count	sldDiv	$\phi$ -sldDiv	ipcount	srcDiv	$\phi$ -srcDiv	oR	a-srcDiv	a-oR	rem
INCATB	0.007	0.370	1.000	3.8E-4	0.055	0.007	2.86E-6	0.370	2.86E-6	1217
INVALID	0.001	0.065	1.000	1.79E-4	0.147	0.030	4.99E-7	0.435	3.36E-6	0

Table 2.605: Top 2 most significant SLDs for gTLD 'obi'. The SLD list holds 43.489% of the entries found in the gTLD and 3.36E-6 of the total number of entries for the entire experiment. **count** represents the number of records found for the SLD (in parts per million). **sldDiv** is the raw count divided by the number of records of this gTLD dump file. **oR** is the ratio of raw count to the total number of records of the experiment.  **$\phi$ -sldDiv** represents the  $\phi$  percentile of sldDiv on the entire data-set. **a-srcDiv** is the cumulative srcDiv variable. **a-oR** is the cumulative oR.

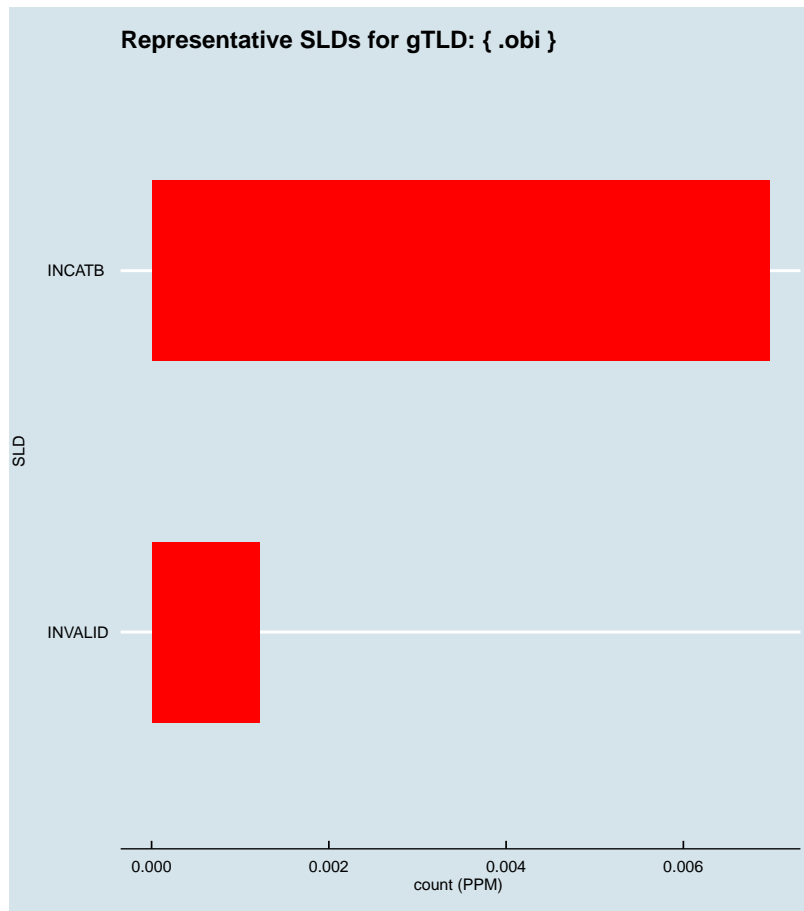


Figure 2.1209: Representative SLDs for gTLD: { .obi }. The *x* axis displays number of times (in parts per million) the corresponding SLD (*y* axis) was found in the gTLD.



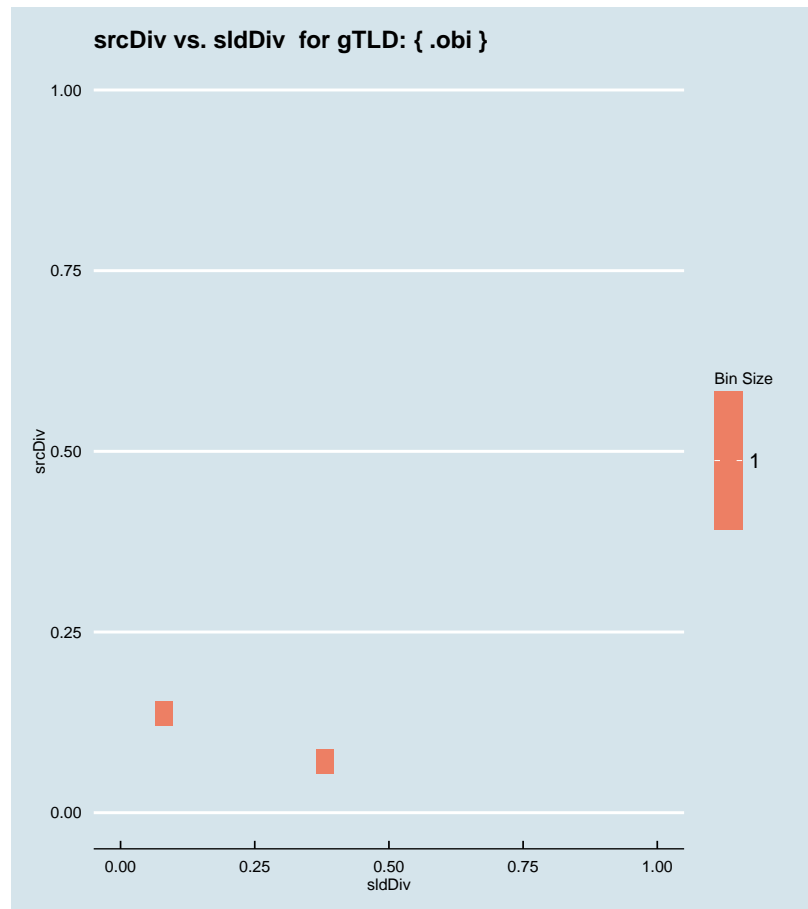


Figure 2.1210: Binned scatter-plot of srcDiv and sldDiv for gTLD: { .obi }.

### :: 2.838 Representative SLDs for gTLD: { .observer }

In this section, we collect representative SLDs related to gTLD: 'observer'. We found 0 unique SLDs after filtering. A total of 0 records were considered representative and they are 0.000% of the gTLD dump. Since the total number of records for this gTLD is 0, there are 0 non-representative records (NRep). In addition, this set comprises 0E0 of the entire data-set.

▶ { .observer }  
Total SLDs: 0  
a-sldDiv: 0.000%  
a-oR: 0.000%  
NRep: 0

### :: 2.839 Representative SLDs for gTLD: { .off }

In this section, we collect representative SLDs related to gTLD: 'off'. We found 26

▶ { .off }  
Total SLDs: 26  
a-sldDiv: 87.236%  
a-oR: 0.034%  
NRep: 0

unique SLDs after filtering. A total of 825347 records were considered representative and they are 87.236% of the gTLD dump. Since the total number of records for this gTLD is 825347, there are 0 non-representative records (NRep). In addition, this set comprises  $3.38E-4$  of the entire data-set. Table 2.606 shows the corresponding SLDs ordered by the level of importance. Figure 2.1211 shows the record count (PPM) for each representative SLD. Figure 2.1212 shows the binned scatter-plot of srcDiv and sldDiv.

Individual SLD descriptors for gTLD: {off}										
SLD	count	sldDiv	$\phi$ -sldDiv	ipcount	srcDiv	$\phi$ -srcDiv	oR	a-srcDiv	a-oR	rem
INCATB	0.539	0.570	1.000	0.004	0.007	2.97E-4	2.21E-4	0.570	2.21E-4	286244
INCATF	0.056	0.059	1.000	0.004	0.068	0.010	2.28E-5	0.629	2.44E-4	230637
INVALID	0.032	0.034	1.000	0.002	0.077	0.012	1.31E-5	0.662	2.57E-4	198768
RANDOM13	0.030	0.032	1.000	0.002	0.054	0.007	1.23E-5	0.694	2.69E-4	168680
INCATD	0.021	0.022	0.999	0.002	0.104	0.018	8.7E-6	0.717	2.78E-4	147441
herjavecgr...	0.020	0.022	0.999	0.001	0.065	0.009	8.34E-6	0.738	2.86E-4	127084
mcap	0.019	0.020	0.999	0.002	0.106	0.018	7.83E-6	0.758	2.94E-4	107966
RANDOM10	0.015	0.016	0.999	0.002	0.102	0.017	6.11E-6	0.774	3E-4	93068
INCATE	0.014	0.015	0.999	0.006	0.425	0.117	5.77E-6	0.789	3.06E-4	78993
fuck	0.010	0.010	0.999	0.004	0.374	0.102	4.02E-6	0.799	3.1E-4	69183
rian	0.010	0.010	0.999	0.002	0.180	0.039	3.9E-6	0.809	3.14E-4	59676
isatap	0.008	0.009	0.999	0.004	0.434	0.120	3.39E-6	0.818	3.17E-4	51396
INCATC	0.008	0.009	0.999	0.002	0.204	0.048	3.35E-6	0.827	3.21E-4	43214
bettermark...	0.006	0.007	0.999	1.59E-4	0.025	0.002	2.63E-6	0.833	3.23E-4	36801
hotelcalif...	0.005	0.005	0.999	3.06E-4	0.063	0.009	1.99E-6	0.839	3.25E-4	31950
224	0.004	0.004	0.999	3E-6	7.36E-4	1.13E-5	1.67E-6	0.843	3.27E-4	27875
yudev	0.004	0.004	0.999	0.002	0.417	0.116	1.61E-6	0.847	3.28E-4	23941
SHORTSLD	0.004	0.004	0.998	0.001	0.284	0.071	1.56E-6	0.851	3.3E-4	20133
tmpelroy	0.003	0.004	0.998	6.8E-4	0.195	0.043	1.43E-6	0.855	3.31E-4	16649
piss	0.003	0.004	0.998	0.002	0.500	0.130	1.41E-6	0.858	3.33E-4	13210
neodyne	0.003	0.004	0.998	7.5E-5	0.022	0.002	1.4E-6	0.862	3.34E-4	9787
dim	0.003	0.003	0.998	1.6E-5	0.006	2.48E-4	1.07E-6	0.865	3.35E-4	7173
micl	0.003	0.003	0.998	1.5E-5	0.006	2.28E-4	1.06E-6	0.868	3.36E-4	4577
pladt	0.002	0.002	0.998	1.4E-5	0.008	3.37E-4	7.56E-7	0.869	3.37E-4	2732
pladq	0.001	0.001	0.997	1.6E-5	0.011	6.03E-4	5.8E-7	0.871	3.38E-4	1317
survey	0.001	0.001	0.997	1.31E-4	0.099	0.016	5.4E-7	0.872	3.38E-4	0

Table 2.606: Top 26 most significant SLDs for gTLD 'off'. The SLD list holds 87.236% of the entries found in the gTLD and  $3.38E-4$  of the total number of entries for the entire experiment. **count** represents the number of records found for the SLD (in parts per million). **sldDiv** is the raw count divided by the number of records of this gTLD dump file. **oR** is the ratio of raw count to the total number of records of the experiment.  **$\phi$ -sldDiv** represents the  $\phi$  percentile of sldDiv on the entire data-set. **a-srcDiv** is the cumulative srcDiv variable. **a-oR** is the cumulative oR.

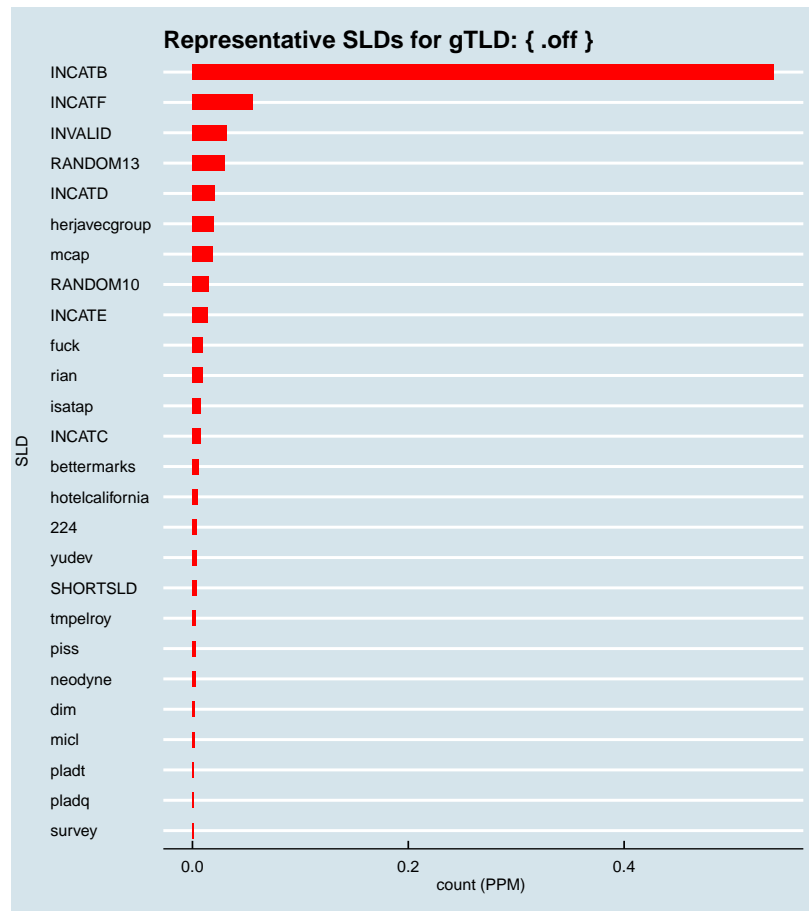


Figure 2.1211: Representative SLDs for gTLD: { .off }. The  $x$  axis displays number of times (in parts per million) the corresponding SLD ( $y$  axis) was found in the gTLD.

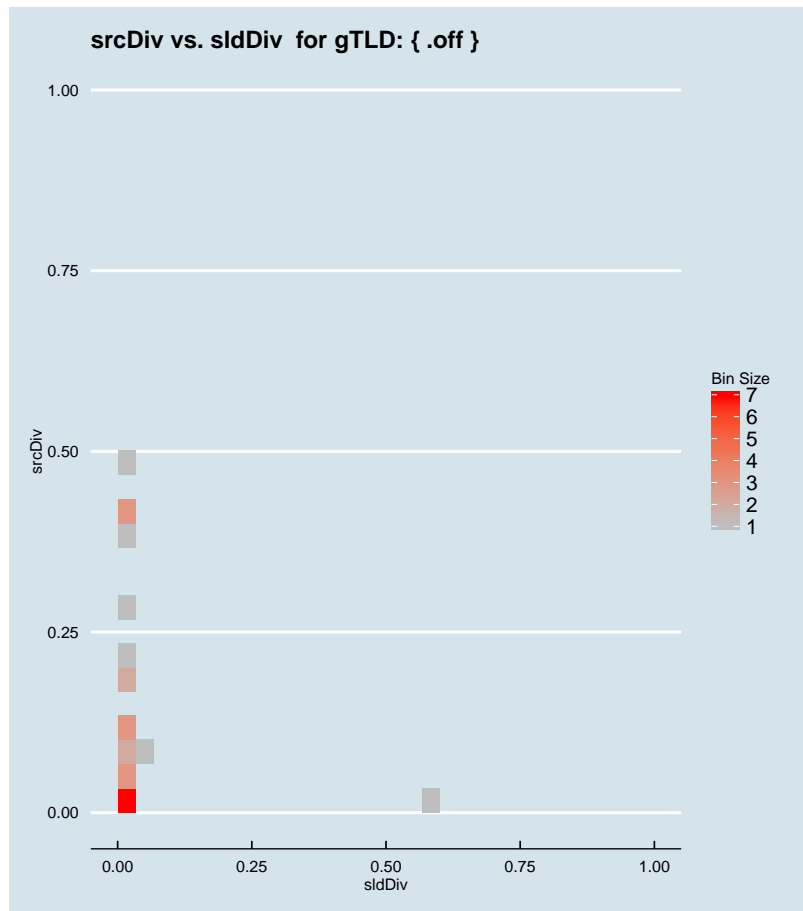


Figure 2.1212: Binned scatter-plot of srcDiv and sldDiv for gTLD: {.off}.

### :: 2.840 Representative SLDs for gTLD: {.office}

In this section, we collect representative SLDs related to gTLD: 'office'. We found 522 unique SLDs after filtering. A total of 6317965 records were considered representative and they are 81.078% of the gTLD dump. Since the total number of records for this gTLD is 6317965, there are 0 non-representative records (NRep). In addition, this set comprises 0.003 of the entire data-set. Table 2.607 shows the corresponding SLDs ordered by the level of importance. Figure 2.1213 shows the record count (PPM) for each representative SLD. Figure 2.1214 shows the binned scatter-plot of srcDiv and sldDiv.

► {.office}  
 Total SLDs: 522  
 a-sldDiv: 81.078%  
 a-oR: 0.259%  
 NRep: 0

Individual SLD descriptors for gTLD: {office}										
SLD	count	sldDiv	$\phi$ -sldDiv	ipcount	srcDiv	$\phi$ -srcDiv	oR	a-srcDiv	a-oR	rem
INCATF	1.437	0.184	1.000	0.030	0.021	0.002	5.89E-4	0.184	5.89E-4	4880549
INCATB	0.681	0.087	1.000	0.017	0.025	0.002	2.79E-4	0.272	8.68E-4	4199254
RANDOM13	0.629	0.081	1.000	0.007	0.011	6E-4	2.58E-4	0.353	0.001	3569859
RANDOM10	0.435	0.056	1.000	0.016	0.037	0.004	1.78E-4	0.408	0.001	3134813
INVALID	0.383	0.049	1.000	0.017	0.045	0.005	1.57E-4	0.458	0.001	2751437
enwissen	0.381	0.049	1.000	0.012	0.033	0.003	1.56E-4	0.507	0.002	2370581
INCATC	0.175	0.022	0.999	0.011	0.063	0.009	7.17E-5	0.529	0.002	2195638
INCATD	0.118	0.015	0.999	0.012	0.099	0.016	4.82E-5	0.544	0.002	2078033
SHORTSLD	0.102	0.013	0.999	0.008	0.076	0.011	4.19E-5	0.557	0.002	1975693
wpad	0.100	0.013	0.999	0.013	0.130	0.025	4.1E-5	0.570	0.002	1875626
isatap	0.067	0.009	0.999	0.012	0.180	0.039	2.75E-5	0.579	0.002	1808521
polym2	0.057	0.007	0.999	8.88E-4	0.016	9.86E-4	2.35E-5	0.586	0.002	1751234
bbned	0.044	0.006	0.999	4.17E-4	0.009	4.58E-4	1.81E-5	0.592	0.002	1707009
test-posit...	0.036	0.005	0.999	1.6E-5	4.5E-4	6.03E-6	1.46E-5	0.596	0.002	1671434
enhancedca...	0.034	0.004	0.999	0.001	0.034	0.003	1.41E-5	0.601	0.002	1637064
server	0.024	0.003	0.998	0.003	0.141	0.027	9.8E-6	0.604	0.002	1613149
customink	0.021	0.003	0.998	8.19E-4	0.038	0.004	8.79E-6	0.607	0.002	1591712
miles	0.020	0.003	0.998	9.73E-4	0.050	0.006	8.02E-6	0.609	0.002	1572130
e2x	0.018	0.002	0.998	1.7E-4	0.010	4.67E-4	7.29E-6	0.611	0.002	1554349
wagner	0.018	0.002	0.998	5.7E-5	0.003	1.04E-4	7.24E-6	0.614	0.002	1536693
peopleandb...	0.017	0.002	0.998	4.08E-4	0.023	0.002	7.13E-6	0.616	0.002	1519284
local	0.017	0.002	0.998	0.002	0.090	0.014	6.99E-6	0.618	0.002	1502229
jabian	0.015	0.002	0.998	0.002	0.112	0.020	6.28E-6	0.620	0.002	1486895
kantoor	0.015	0.002	0.998	3.63E-4	0.025	0.002	5.97E-6	0.622	0.002	1472336
lcs	0.013	0.002	0.997	0.001	0.087	0.014	5.52E-6	0.624	0.002	1458870
marketinge...	0.013	0.002	0.997	0.001	0.111	0.019	5.32E-6	0.625	0.002	1445885
serc	0.013	0.002	0.997	4.81E-4	0.038	0.004	5.18E-6	0.627	0.002	1433244
ahl	0.013	0.002	0.997	3.76E-4	0.030	0.003	5.15E-6	0.628	0.002	1420679
pssea	0.012	0.002	0.997	8.48E-4	0.068	0.010	5.07E-6	0.630	0.002	1408299
hatchlab	0.012	0.002	0.997	2.96E-4	0.025	0.002	4.83E-6	0.632	0.002	1396512
zfss	0.012	0.001	0.997	5.66E-4	0.048	0.006	4.78E-6	0.633	0.002	1384838
workgroup	0.011	0.001	0.997	4.7E-4	0.041	0.004	4.69E-6	0.635	0.002	1373400
lazada	0.011	0.001	0.997	1.51E-4	0.013	7.71E-4	4.68E-6	0.636	0.002	1361973
INCATK	0.011	0.001	0.997	0.002	0.186	0.041	4.68E-6	0.637	0.002	1350547
esdlife	0.011	0.001	0.997	1.39E-4	0.012	6.86E-4	4.65E-6	0.639	0.002	1339189

Table 2.607: Top 35 most significant SLDs for gTLD 'office'. The SLD list holds 81.078% of the entries found in the gTLD and 0.003 of the total number of entries for the entire experiment. **count** represents the number of records found for the SLD (in parts per million). **sldDiv** is the raw count divided by the number of records of this gTLD dump file. **oR** is the ratio of raw count to the total number of records of the experiment.  $\phi$ -**sldDiv** represents the  $\phi$  percentile of sldDiv on the entire data-set. **a-srcDiv** is the cumulative srcDiv variable. **a-oR** is the cumulative oR.

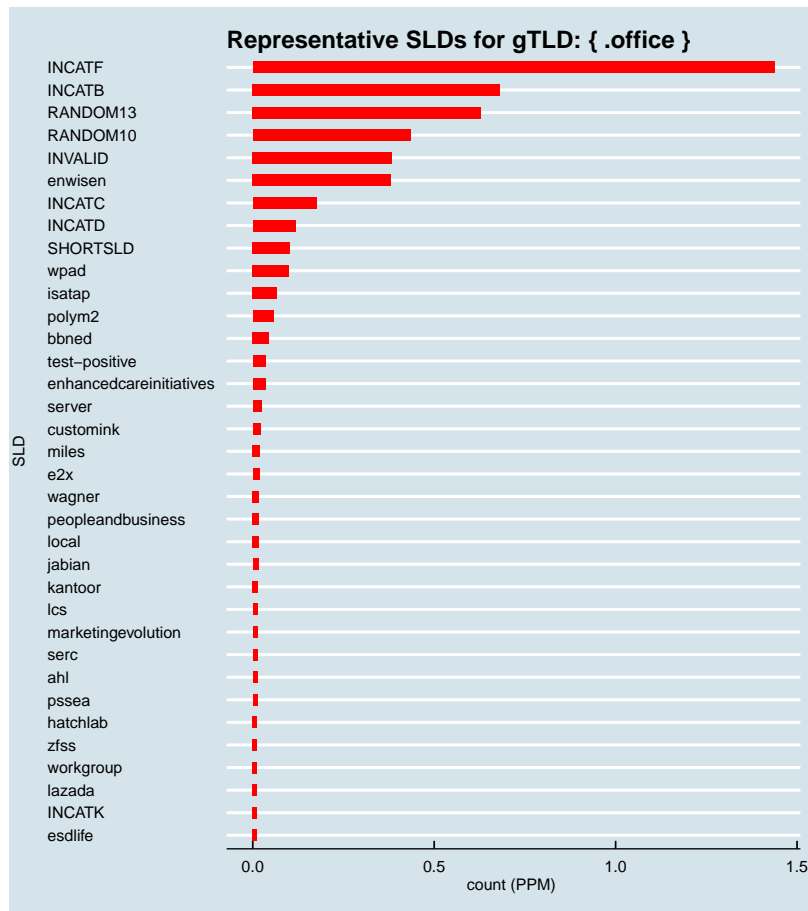


Figure 2.1213: Representative SLDs for gTLD: { .office }. The x axis displays number of times (in parts per million) the corresponding SLD (y axis) was found in the gTLD.

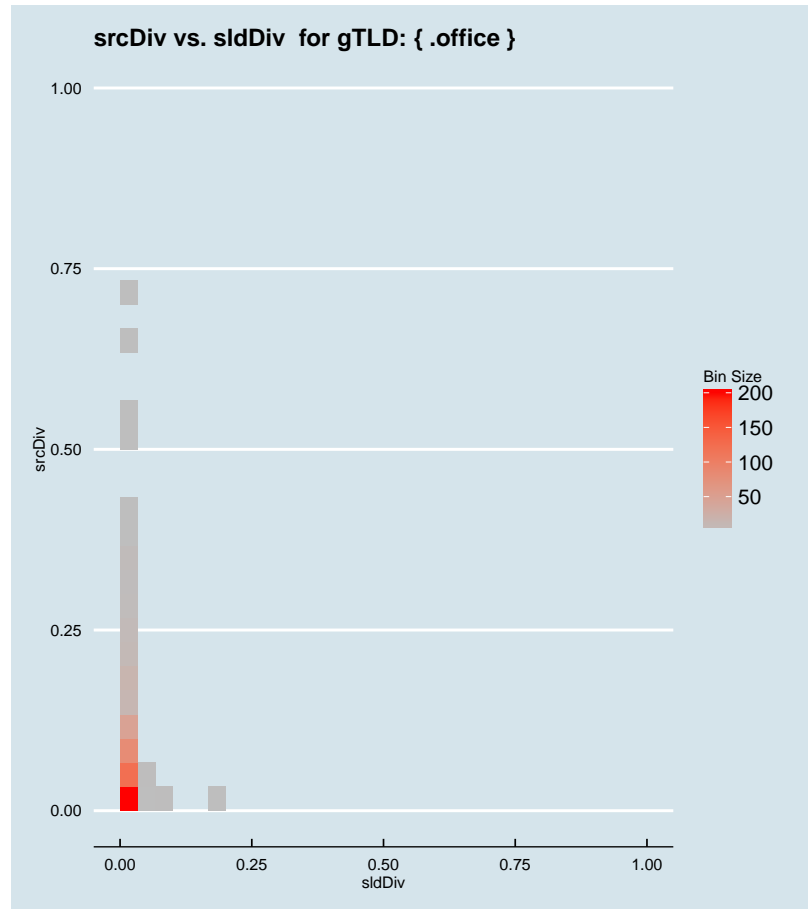


Figure 2.1214: Binned scatter-plot of srcDiv and sldDiv for gTLD: {.office}.

### :: 2.841 Representative SLDs for gTLD: {.okinawa}

In this section, we collect representative SLDs related to gTLD: 'okinawa'. We found 0 unique SLDs after filtering. A total of 0 records were considered representative and they are 0.000% of the gTLD dump. Since the total number of records for this gTLD is 0, there are 0 non-representative records (NRep). In addition, this set comprises 0E0 of the entire data-set.

► {.okinawa}  
Total SLDs: 0  
a-sldDiv: 0.000%  
a-oR: 0.000%  
NRep: 0

### :: 2.842 Representative SLDs for gTLD: {.olayan}

In this section, we collect representative SLDs related to gTLD: 'olayan'. We found 0

► {.olayan}  
Total SLDs: 0  
a-sldDiv: 0.000%  
a-oR: 0.000%  
NRep: 0



unique SLDs after filtering. A total of 0 records were considered representative and they are 0.000% of the gTLD dump. Since the total number of records for this gTLD is 0, there are 0 non-representative records (NRep). In addition, this set comprises 0E0 of the entire data-set.

**:: 2.843 Representative SLDs for gTLD: {.olayangroup}**

In this section, we collect representative SLDs related to gTLD: 'olayangroup'. We found 0 unique SLDs after filtering. A total of 0 records were considered representative and they are 0.000% of the gTLD dump. Since the total number of records for this gTLD is 0, there are 0 non-representative records (NRep). In addition, this set comprises 0E0 of the entire data-set.

► {.olayangroup}  
 Total SLDs: 0  
 a-sldDiv: 0.000%  
 a-oR: 0.000%  
 NRep: 0

**:: 2.844 Representative SLDs for gTLD: {.oldnavy}**

In this section, we collect representative SLDs related to gTLD: 'oldnavy'. We found 0 unique SLDs after filtering. A total of 0 records were considered representative and they are 0.000% of the gTLD dump. Since the total number of records for this gTLD is 0, there are 0 non-representative records (NRep). In addition, this set comprises 0E0 of the entire data-set.

► {.oldnavy}  
 Total SLDs: 0  
 a-sldDiv: 0.000%  
 a-oR: 0.000%  
 NRep: 0

**:: 2.845 Representative SLDs for gTLD: {.ollo}**

In this section, we collect representative SLDs related to gTLD: 'ollo'. We found 0 unique SLDs after filtering. A total of 0 records were considered representative and they are 0.000% of the gTLD dump. Since the total number of records for this gTLD is 0, there are 0 non-representative records (NRep). In addition, this set comprises 0E0 of the entire data-set.

► {.ollo}  
 Total SLDs: 0  
 a-sldDiv: 0.000%  
 a-oR: 0.000%  
 NRep: 0

**:: 2.846 Representative SLDs for gTLD: {.olympus}**

In this section, we collect representative SLDs related to gTLD: 'olympus'. We found 13 unique SLDs after filtering. A total of 636903 records were considered representative and they are 95.702% of the gTLD dump. Since the total number of records for this gTLD is 636903, there are 0 non-representative records (NRep). In addition, this set comprises 2.61E-4 of the entire data-set. Table 2.608 shows the corresponding SLDs ordered by the level of importance. Figure 2.1215 shows the record count

► {.olympus}  
 Total SLDs: 13  
 a-sldDiv: 95.702%  
 a-oR: 0.026%  
 NRep: 0



(PPM) for each representative SLD. Figure 2.1216 shows the binned scatter-plot of srcDiv and sldDiv.

Individual SLD descriptors for gTLD: {.olympus}										
SLD	count	sldDiv	$\phi$ -sldDiv	ipcount	srcDiv	$\phi$ -srcDiv	oR	a-srcDiv	a-oR	rem
SHORTSLD	0.390	0.585	1.000	0.008	0.020	0.001	1.6E-4	0.585	1.6E-4	247347
INCATF	0.074	0.111	1.000	0.005	0.068	0.010	3.02E-5	0.696	1.9E-4	173666
INCATD	0.034	0.050	1.000	0.003	0.102	0.018	1.37E-5	0.746	2.04E-4	140128
INVALID	0.033	0.050	1.000	0.002	0.067	0.009	1.37E-5	0.797	2.17E-4	106819
RANDOM13	0.029	0.044	1.000	0.002	0.070	0.010	1.19E-5	0.840	2.29E-4	77861
INCATB	0.026	0.039	1.000	0.002	0.074	0.011	1.05E-5	0.879	2.4E-4	52156
mount	0.019	0.028	0.999	0.002	0.097	0.016	7.72E-6	0.907	2.47E-4	33330
RANDOM10	0.012	0.018	0.999	0.001	0.123	0.022	4.92E-6	0.925	2.52E-4	21314
wpad	0.010	0.016	0.999	0.002	0.173	0.038	4.23E-6	0.940	2.57E-4	10996
isatap	0.007	0.010	0.999	0.002	0.267	0.068	2.68E-6	0.950	2.59E-4	4448
INCATC	0.002	0.003	0.998	3.59E-4	0.204	0.048	7.2E-7	0.953	2.6E-4	2691
zeus	0.001	0.002	0.998	3.15E-4	0.216	0.050	5.99E-7	0.955	2.61E-4	1230
et0021b72c...	0.001	0.002	0.998	2.4E-5	0.020	0.001	5.04E-7	0.957	2.61E-4	0

Table 2.608: Top 13 most significant SLDs for gTLD 'olympus'. The SLD list holds 95.702% of the entries found in the gTLD and 2.61E-4 of the total number of entries for the entire experiment. **count** represents the number of records found for the SLD (in parts per million). **sldDiv** is the raw count divided by the number of records of this gTLD dump file. **oR** is the ratio of raw count to the total number of records of the experiment.  **$\phi$ -sldDiv** represents the  $\phi$  percentile of sldDiv on the entire data-set. **a-srcDiv** is the cumulative srcDiv variable. **a-oR** is the cumulative oR.

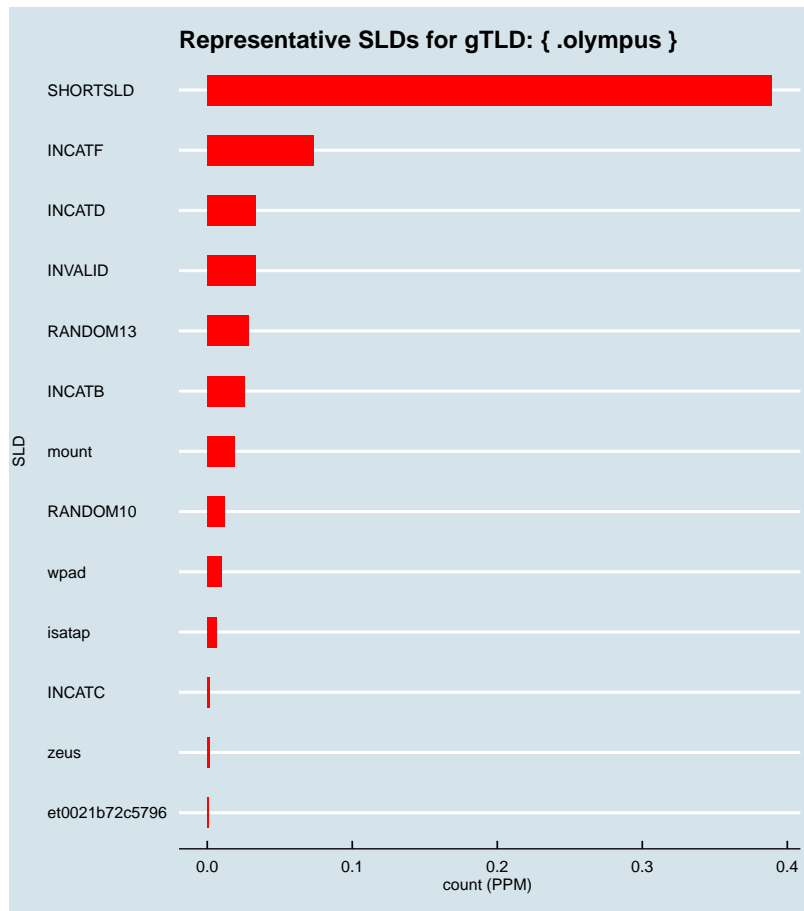


Figure 2.1215: Representative SLDs for gTLD: { .olympus }. The x axis displays number of times (in parts per million) the corresponding SLD (y axis) was found in the gTLD.

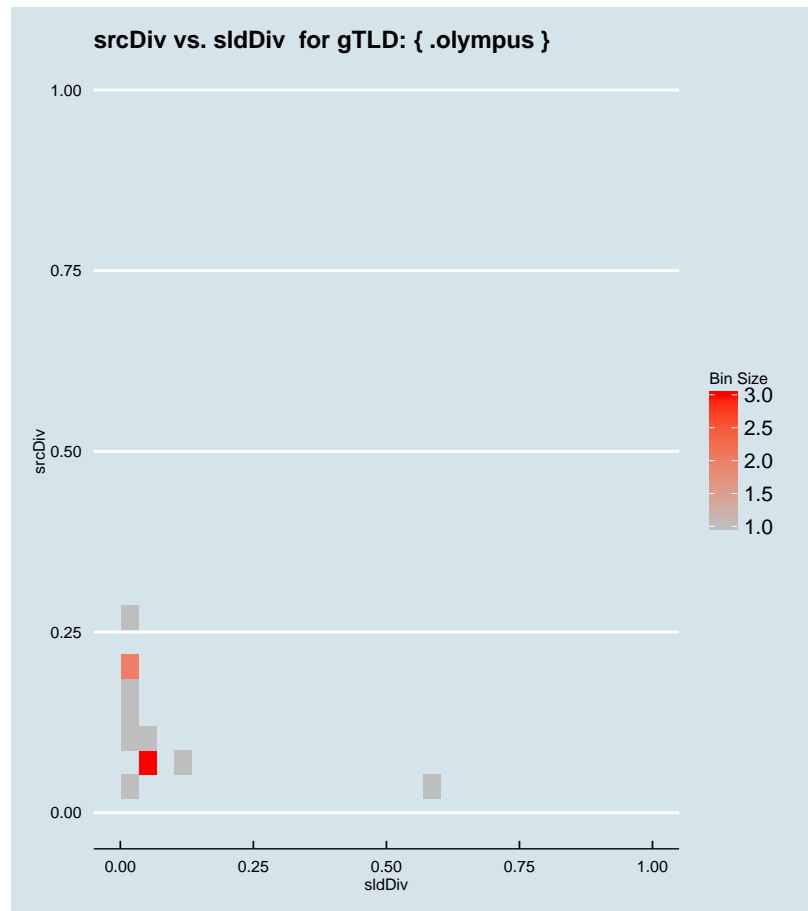


Figure 2.1216: Binned scatter-plot of srcDiv and sldDiv for gTLD: { .olympus }.

### :: 2.847 Representative SLDs for gTLD: { .omega }

In this section, we collect representative SLDs related to gTLD: 'omega'. We found 11 unique SLDs after filtering. A total of 86023 records were considered representative and they are 75.853% of the gTLD dump. Since the total number of records for this gTLD is 86023, there are 0 non-representative records (NRep). In addition, this set comprises  $3.53E-5$  of the entire data-set. Table 2.609 shows the corresponding SLDs ordered by the level of importance. Figure 2.1217 shows the record count (PPM) for each representative SLD. Figure 2.1218 shows the binned scatter-plot of srcDiv and sldDiv.

► { .omega }  
Total SLDs: 11  
a-sldDiv: 75.853%  
a-oR: 0.004%  
NRep: 0

Individual SLD descriptors for gTLD: {.omega}										
SLD	count	sldDiv	$\phi$ -sldDiv	ipcount	srcDiv	$\phi$ -srcDiv	oR	a-srcDiv	a-oR	rem
INCATB	0.018	0.161	1.000	0.001	0.063	0.009	7.46E-6	0.161	7.46E-6	67817
INVALID	0.017	0.151	1.000	0.002	0.110	0.019	7E-6	0.311	1.45E-5	50735
RANDOM13	0.010	0.091	1.000	8.06E-4	0.078	0.012	4.23E-6	0.402	1.87E-5	40422
RANDOM10	0.009	0.080	1.000	0.001	0.143	0.029	3.71E-6	0.482	2.24E-5	31358
INCATF	0.008	0.072	1.000	6.35E-4	0.078	0.012	3.35E-6	0.554	2.58E-5	23174
wpad	0.008	0.068	1.000	0.002	0.215	0.050	3.16E-6	0.622	2.89E-5	15457
isatap	0.006	0.052	1.000	0.002	0.271	0.068	2.42E-6	0.674	3.13E-5	9563
INCATC	0.004	0.039	1.000	5.67E-4	0.127	0.024	1.83E-6	0.713	3.32E-5	5107
dipolog	0.002	0.017	0.999	3.8E-5	0.020	0.001	7.94E-7	0.731	3.4E-5	3170
intranet	0.002	0.017	0.999	5.5E-5	0.029	0.003	7.82E-7	0.747	3.47E-5	1261
SHORTSLD	0.001	0.011	0.999	4.65E-4	0.369	0.102	5.17E-7	0.759	3.53E-5	0

Table 2.609: Top 11 most significant SLDs for gTLD 'omega'. The SLD list holds 75.853% of the entries found in the gTLD and 3.53E-5 of the total number of entries for the entire experiment. **count** represents the number of records found for the SLD (in parts per million). **sldDiv** is the raw count divided by the number of records of this gTLD dump file. **oR** is the ratio of raw count to the total number of records of the experiment.  $\phi$ -**sldDiv** represents the  $\phi$  percentile of sldDiv on the entire data-set. **a-srcDiv** is the cumulative srcDiv variable. **a-oR** is the cumulative oR.

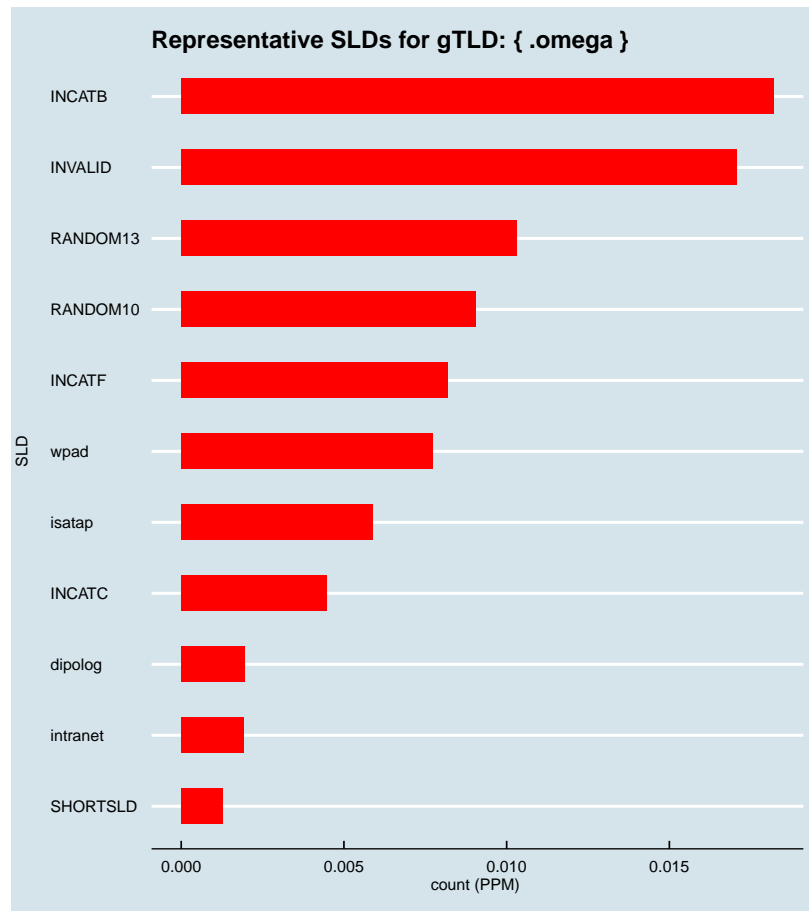


Figure 2.1217: Representative SLDs for gTLD: { .omega }. The  $x$  axis displays number of times (in parts per million) the corresponding SLD ( $y$  axis) was found in the gTLD.

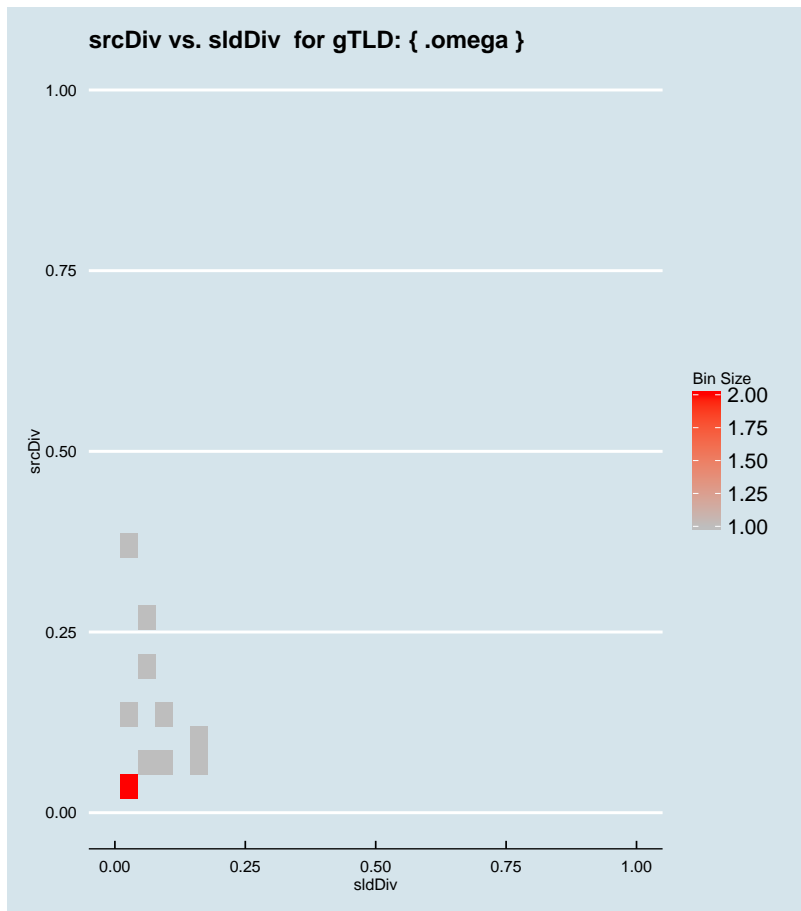


Figure 2.1218: Binned scatter-plot of srcDiv and sldDiv for gTLD: { .omega }.

### :: 2.848 Representative SLDs for gTLD: { .one }

In this section, we collect representative SLDs related to gTLD: 'one'. We found 33 unique SLDs after filtering. A total of 745615 records were considered representative and they are 90.499% of the gTLD dump. Since the total number of records for this gTLD is 745615, there are 0 non-representative records (NRep). In addition, this set comprises 3.06E-4 of the entire data-set. Table 2.610 shows the corresponding SLDs ordered by the level of importance. Figure 2.1219 shows the record count (PPM) for each representative SLD. Figure 2.1220 shows the binned scatter-plot of srcDiv and sldDiv.

► { .one }  
 Total SLDs: 33  
 a-sldDiv: 90.499%  
 a-oR: 0.031%  
 NRep: 0

Individual SLD descriptors for gTLD: {one}										
SLD	count	sldDiv	$\phi$ -sldDiv	ipcount	srcDiv	$\phi$ -srcDiv	oR	a-srcDiv	a-oR	rem
power	0.212	0.257	1.000	0.006	0.030	0.003	8.69E-5	0.257	8.69E-5	533654
INCATF	0.149	0.181	1.000	0.009	0.059	0.008	6.11E-5	0.438	1.48E-4	384450
RANDOM13	0.060	0.073	1.000	0.002	0.040	0.004	2.46E-5	0.511	1.73E-4	324525
kaynakhold...	0.043	0.052	1.000	0.001	0.032	0.003	1.77E-5	0.564	1.9E-4	281325
INVALID	0.039	0.048	1.000	0.002	0.060	0.008	1.61E-5	0.611	2.06E-4	242071
walpole	0.031	0.038	1.000	0.002	0.065	0.009	1.28E-5	0.649	2.19E-4	210798
INCATB	0.025	0.031	1.000	0.004	0.172	0.037	1.04E-5	0.680	2.3E-4	185402
INCATC	0.025	0.030	1.000	0.007	0.293	0.075	1.02E-5	0.710	2.4E-4	160530
fcfc	0.024	0.029	0.999	0.002	0.064	0.009	9.81E-6	0.739	2.5E-4	136581
caliber	0.023	0.028	0.999	0.001	0.054	0.007	9.55E-6	0.768	2.59E-4	113274
RANDOM10	0.012	0.015	0.999	0.002	0.148	0.030	5.06E-6	0.783	2.64E-4	100917
securitas	0.011	0.013	0.999	3.5E-4	0.033	0.003	4.33E-6	0.795	2.69E-4	90344
INCATD	0.009	0.011	0.999	0.002	0.221	0.051	3.57E-6	0.806	2.72E-4	81628
SHORTSLD	0.008	0.010	0.999	0.003	0.370	0.102	3.45E-6	0.816	2.76E-4	73220
have	0.007	0.009	0.999	0.003	0.447	0.123	3.07E-6	0.825	2.79E-4	65738
wpad	0.007	0.008	0.999	0.002	0.218	0.051	2.84E-6	0.834	2.81E-4	58811
INCAT E	0.006	0.007	0.999	0.003	0.596	0.193	2.32E-6	0.840	2.84E-4	53149
greatone	0.006	0.007	0.999	1.5E-5	0.003	8.13E-5	2.3E-6	0.847	2.86E-4	47548
dragon	0.005	0.007	0.999	6.3E-4	0.115	0.021	2.24E-6	0.854	2.88E-4	42076
INCATI	0.005	0.006	0.999	8.71E-4	0.169	0.037	2.11E-6	0.860	2.9E-4	36936
sa4ever	0.004	0.005	0.999	1.3E-5	0.003	9.86E-5	1.72E-6	0.865	2.92E-4	32730
portrait	0.004	0.005	0.999	2.43E-4	0.062	0.008	1.62E-6	0.870	2.94E-4	28780
poczta	0.004	0.005	0.999	0.002	0.556	0.185	1.59E-6	0.875	2.95E-4	24912
coralacade...	0.004	0.004	0.999	1.84E-4	0.051	0.006	1.49E-6	0.879	2.97E-4	21278
isatap	0.004	0.004	0.999	0.001	0.320	0.081	1.48E-6	0.884	2.98E-4	17678
dmu	0.004	0.004	0.999	3.6E-5	0.010	5.15E-4	1.44E-6	0.888	3E-4	14168
idonthave	0.003	0.004	0.999	0.002	0.530	0.180	1.4E-6	0.892	3.01E-4	10759
cda012	0.002	0.003	0.998	9.4E-5	0.038	0.004	1.02E-6	0.895	3.02E-4	8273
townhall	0.002	0.003	0.998	3.5E-5	0.015	9.4E-4	9.57E-7	0.898	3.03E-4	5937
windows200...	0.002	0.002	0.998	1.1E-4	0.065	0.009	6.98E-7	0.900	3.04E-4	4234
windows200...	0.002	0.002	0.998	4E-5	0.026	0.002	6.26E-7	0.902	3.04E-4	2707
opus	0.001	0.002	0.997	3E-6	0.002	5.62E-5	5.69E-7	0.903	3.05E-4	1319
airnet	0.001	0.002	0.997	6E-5	0.045	0.005	5.41E-7	0.905	3.06E-4	0

Table 2.610: Top 33 most significant SLDs for gTLD 'one'. The SLD list holds 90.499% of the entries found in the gTLD and 3.06E-4 of the total number of entries for the entire experiment. **count** represents the number of records found for the SLD (in parts per million). **sldDiv** is the raw count divided by the number of records of this gTLD dump file. **oR** is the ratio of raw count to the total number of records of the experiment.  **$\phi$ -sldDiv** represents the  $\phi$  percentile of sldDiv on the entire data-set. **a-srcDiv** is the cumulative srcDiv variable. **a-oR** is the cumulative oR.

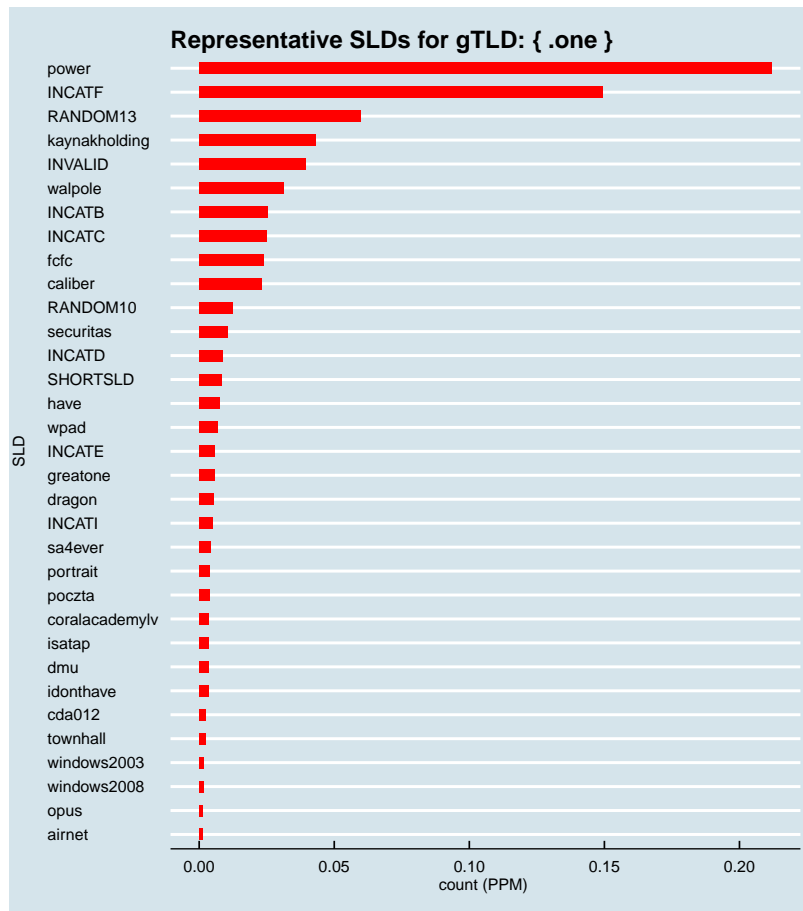


Figure 2.1219: Representative SLDs for gTLD: { .one}. The x axis displays number of times (in parts per million) the corresponding SLD (y axis) was found in the gTLD.



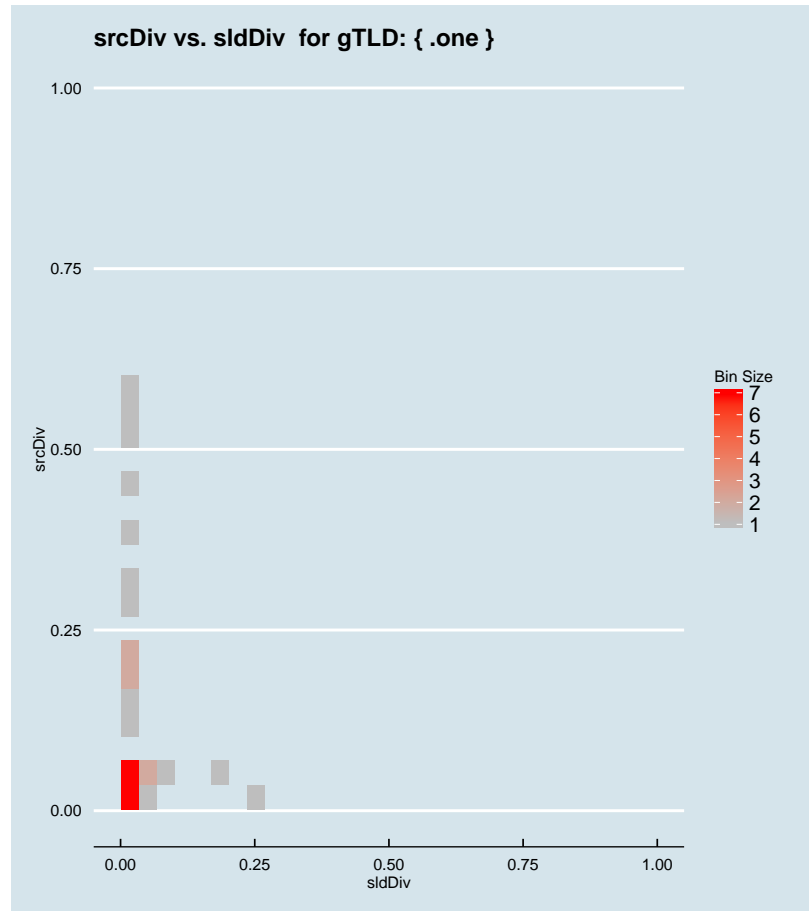


Figure 2.1220: Binned scatter-plot of srcDiv and sldDiv for gTLD: { .one }.

### :: 2.849 Representative SLDs for gTLD: { .ong }

In this section, we collect representative SLDs related to gTLD: 'ong'. We found 9 unique SLDs after filtering. A total of 62290 records were considered representative and they are 72.798% of the gTLD dump. Since the total number of records for this gTLD is 62290, there are 0 non-representative records (NRep). In addition, this set comprises 2.55E−5 of the entire data-set. Table 2.611 shows the corresponding SLDs ordered by the level of importance. Figure 2.1221 shows the record count (PPM) for each representative SLD. Figure 2.1222 shows the binned scatter-plot of srcDiv and sldDiv.

► { .ong }  
Total SLDs: 9  
a-sldDiv: 72.798%  
a-oR: 0.003%  
NRep: 0

Individual SLD descriptors for gTLD: {.ong}										
SLD	count	sldDiv	$\phi$ -sldDiv	ipcount	srcDiv	$\phi$ -srcDiv	oR	a-srcDiv	a-oR	rem
fusal	0.030	0.350	1.000	1.76E-4	0.006	2.34E-4	1.23E-5	0.350	1.23E-5	32333
INCATC	0.011	0.133	1.000	5.23E-4	0.046	0.005	4.68E-6	0.483	1.7E-5	20920
intra	0.005	0.063	1.000	7E-5	0.013	7.48E-4	2.21E-6	0.547	1.92E-5	15528
INCATF	0.005	0.056	1.000	2.14E-4	0.044	0.005	1.97E-6	0.603	2.11E-5	10715
INVALID	0.003	0.036	1.000	4.58E-4	0.148	0.030	1.27E-6	0.639	2.24E-5	7625
RANDOM13	0.002	0.028	0.999	6.33E-4	0.262	0.067	9.9E-7	0.667	2.34E-5	5209
RANDOM10	0.002	0.022	0.999	7.64E-4	0.405	0.114	7.73E-7	0.689	2.42E-5	3322
INCATD	0.002	0.021	0.999	1.45E-4	0.082	0.013	7.25E-7	0.710	2.49E-5	1554
trias	0.002	0.018	0.999	4E-6	0.003	7.66E-5	6.37E-7	0.728	2.55E-5	0

Table 2.611: Top 9 most significant SLDs for gTLD 'ong'. The SLD list holds 72.798% of the entries found in the gTLD and 2.55E-5 of the total number of entries for the entire experiment. **count** represents the number of records found for the SLD (in parts per million). **sldDiv** is the raw count divided by the number of records of this gTLD dump file. **oR** is the ratio of raw count to the total number of records of the experiment.  **$\phi$ -sldDiv** represents the  $\phi$  percentile of sldDiv on the entire data-set. **a-srcDiv** is the cumulative srcDiv variable. **a-oR** is the cumulative oR.

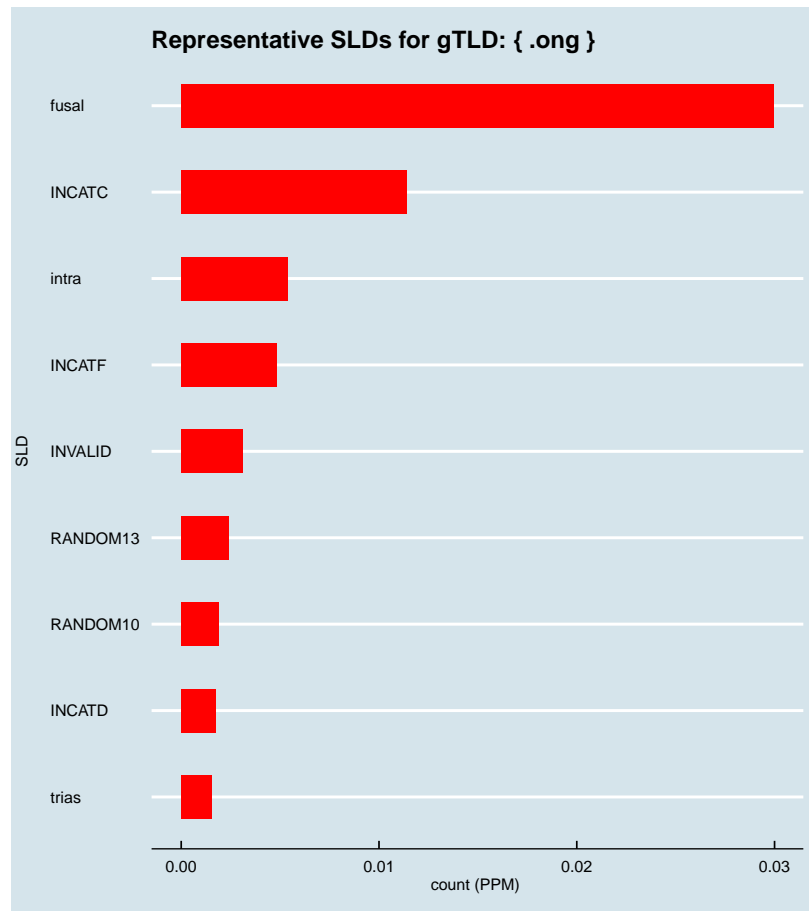


Figure 2.1221: Representative SLDs for gTLD: { .ong}. The  $x$  axis displays number of times (in parts per million) the corresponding SLD ( $y$  axis) was found in the gTLD.

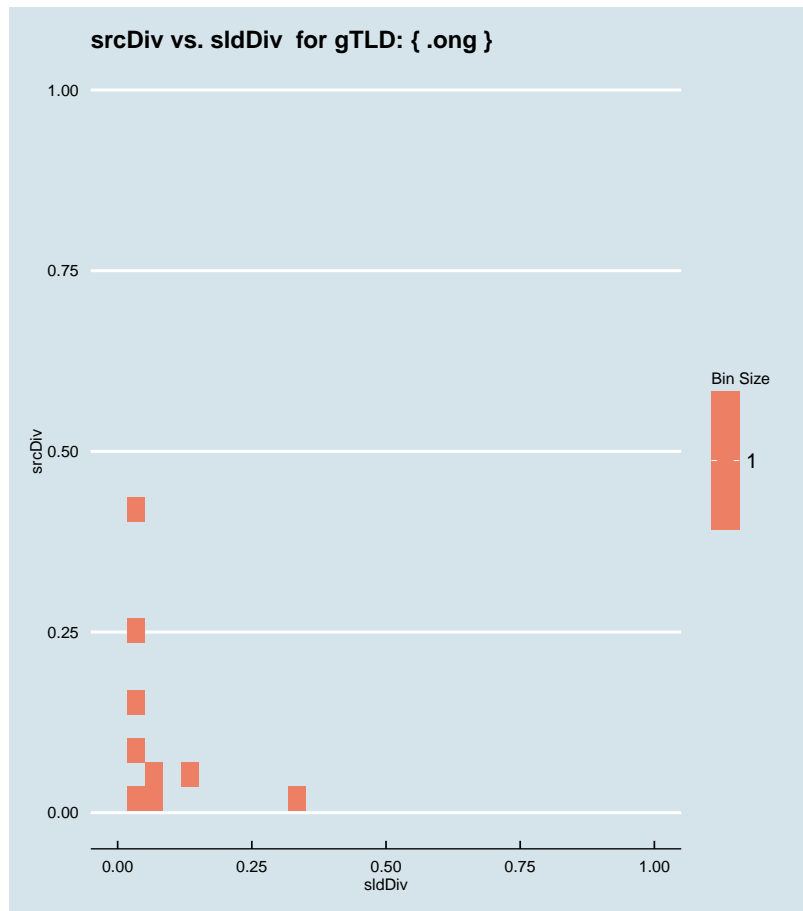


Figure 2.1222: Binned scatter-plot of srcDiv and sldDiv for gTLD: { .ong }.

### :: 2.850 Representative SLDs for gTLD: { .onl }

In this section, we collect representative SLDs related to gTLD: 'onl'. We found 3 unique SLDs after filtering. A total of 5582 records were considered representative and they are 30.963% of the gTLD dump. Since the total number of records for this gTLD is 5582, there are 0 non-representative records (NRep). In addition, this set comprises 2.29E-6 of the entire data-set. Table 2.612 shows the corresponding SLDs ordered by the level of importance. Figure 2.1223 shows the record count (PPM) for each representative SLD. Figure 2.1224 shows the binned scatter-plot of srcDiv and sldDiv.

► { .onl }  
 Total SLDs: 3  
 a-sldDiv: 30.963%  
 a-oR: 0.000%  
 NRep: 0

Individual SLD descriptors for gTLD: {.onl}										
SLD	count	sldDiv	$\phi$ -sldDiv	ipcount	srcDiv	$\phi$ -srcDiv	oR	a-srcDiv	a-oR	rem
INCATC	0.003	0.142	1.000	0.001	0.438	0.121	1.05E-6	0.142	1.05E-6	3024
INCATE	0.002	0.092	1.000	0.001	0.688	0.234	6.83E-7	0.234	1.73E-6	1357
SHORTSLD	0.001	0.075	1.000	4.21E-4	0.310	0.079	5.56E-7	0.310	2.29E-6	0

Table 2.612: Top 3 most significant SLDs for gTLD 'onl'. The SLD list holds 30.963% of the entries found in the gTLD and 2.29E-6 of the total number of entries for the entire experiment. **count** represents the number of records found for the SLD (in parts per million). **sldDiv** is the raw count divided by the number of records of this gTLD dump file. **oR** is the ratio of raw count to the total number of records of the experiment.  **$\phi$ -sldDiv** represents the  $\phi$  percentile of sldDiv on the entire data-set. **a-srcDiv** is the cumulative srcDiv variable. **a-oR** is the cumulative oR.

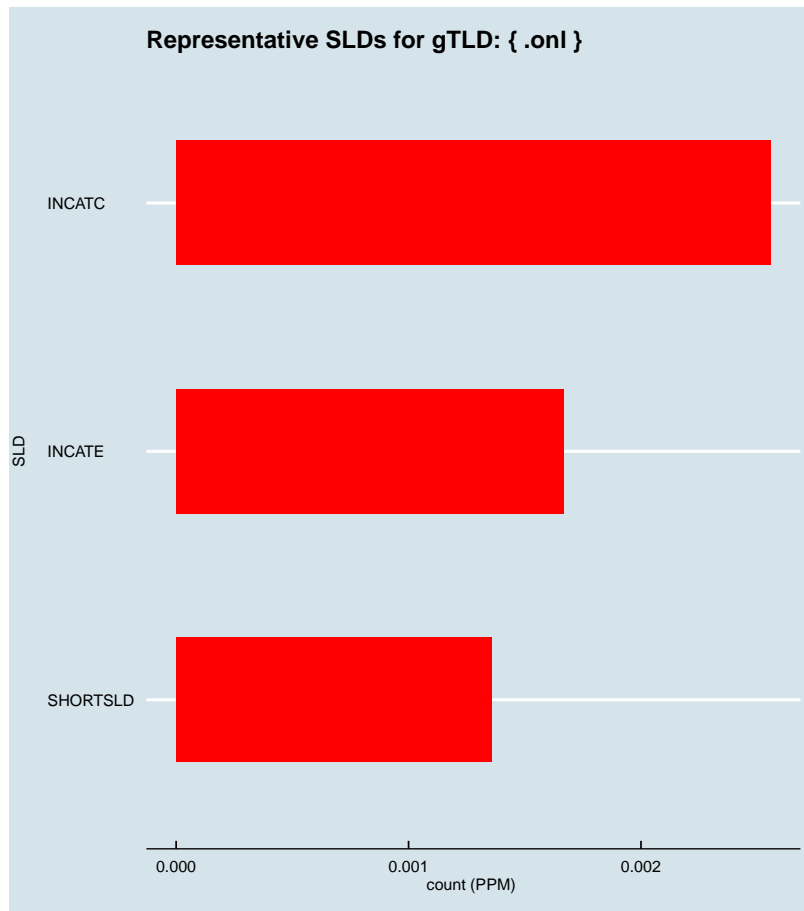


Figure 2.1223: Representative SLDs for gTLD: { .onl}. The x axis displays number of times (in parts per million) the corresponding SLD (y axis) was found in the gTLD.

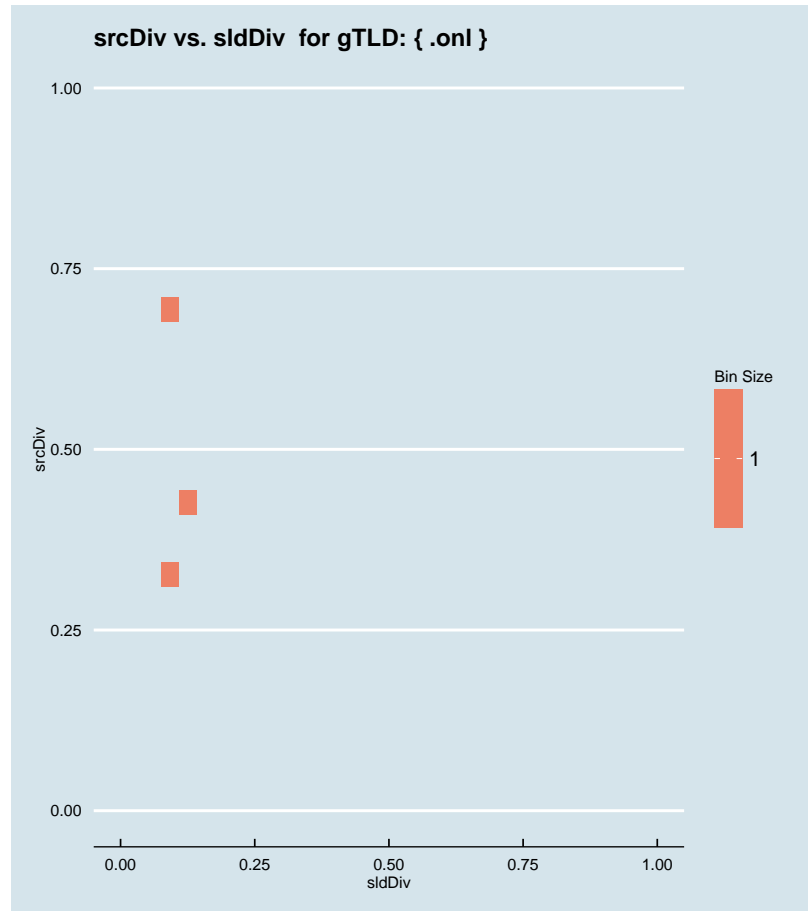


Figure 2.1224: Binned scatter-plot of srcDiv and sldDiv for gTLD: { .onl }.

### :: 2.851 Representative SLDs for gTLD: { .online }

In this section, we collect representative SLDs related to gTLD: 'online'. We found 20 unique SLDs after filtering. A total of 229468 records were considered representative and they are 67.646% of the gTLD dump. Since the total number of records for this gTLD is 229468, there are 0 non-representative records (NRep). In addition, this set comprises  $9.4E-5$  of the entire data-set. Table 2.613 shows the corresponding SLDs ordered by the level of importance. Figure 2.1225 shows the record count (PPM) for each representative SLD. Figure 2.1226 shows the binned scatter-plot of srcDiv and sldDiv.

► { .online }  
Total SLDs: 20  
a-sldDiv: 67.646%  
a-oR: 0.009%  
NRep: 0

Individual SLD descriptors for gTLD: {online}										
SLD	count	sldDiv	$\phi$ -sldDiv	ipcount	srcDiv	$\phi$ -srcDiv	oR	a-srcDiv	a-oR	rem
INCATB	0.050	0.148	1.000	0.005	0.100	0.016	2.06E-5	0.148	2.06E-5	179181
INVALID	0.024	0.070	1.000	0.002	0.065	0.009	9.77E-6	0.219	3.04E-5	155333
RANDOM13	0.021	0.062	1.000	0.001	0.064	0.009	8.57E-6	0.280	3.9E-5	134419
INCATC	0.019	0.056	1.000	0.005	0.279	0.070	7.76E-6	0.336	4.67E-5	115487
SHORTSLD	0.016	0.047	1.000	0.005	0.334	0.096	6.57E-6	0.383	5.33E-5	99458
taketwo	0.015	0.045	1.000	0.002	0.120	0.022	6.29E-6	0.429	5.96E-5	84111
RANDOM10	0.015	0.045	1.000	0.003	0.184	0.041	6.19E-6	0.473	6.58E-5	69000
INCATF	0.014	0.040	1.000	8.14E-4	0.060	0.008	5.56E-6	0.513	7.13E-5	55431
test2	0.012	0.034	1.000	0.003	0.255	0.066	4.71E-6	0.547	7.6E-5	43929
tribune	0.010	0.030	1.000	1.77E-4	0.017	0.001	4.18E-6	0.577	8.02E-5	33728
kaz	0.007	0.022	0.999	2.03E-4	0.027	0.002	3.03E-6	0.599	8.32E-5	26334
INCATD	0.006	0.018	0.999	0.002	0.341	0.097	2.55E-6	0.617	8.58E-5	20117
INCATE	0.005	0.015	0.999	0.003	0.618	0.201	2.04E-6	0.632	8.78E-5	15132
wpad	0.004	0.010	0.999	9.96E-4	0.280	0.070	1.46E-6	0.642	8.93E-5	11572
isatap	0.003	0.008	0.999	9.6E-4	0.343	0.097	1.15E-6	0.651	9.04E-5	8773
pchomeus	0.002	0.007	0.999	1.7E-5	0.007	3.3E-4	9.33E-7	0.657	9.14E-5	6496
opt	0.002	0.007	0.999	0.001	0.528	0.179	9.31E-7	0.664	9.23E-5	4223
apply	0.002	0.004	0.999	8.08E-4	0.534	0.181	6.2E-7	0.668	9.29E-5	2710
portal	0.001	0.004	0.999	0.001	0.701	0.237	6.13E-7	0.673	9.35E-5	1214
pchome	0.001	0.004	0.998	4.04E-4	0.333	0.082	4.98E-7	0.676	9.4E-5	0

Table 2.613: Top 20 most significant SLDs for gTLD 'online'. The SLD list holds 67.646% of the entries found in the gTLD and 9.4E-5 of the total number of entries for the entire experiment. **count** represents the number of records found for the SLD (in parts per million). **sldDiv** is the raw count divided by the number of records of this gTLD dump file. **oR** is the ratio of raw count to the total number of records of the experiment.  **$\phi$ -sldDiv** represents the  $\phi$  percentile of sldDiv on the entire data-set. **a-srcDiv** is the cumulative srcDiv variable. **a-oR** is the cumulative oR.



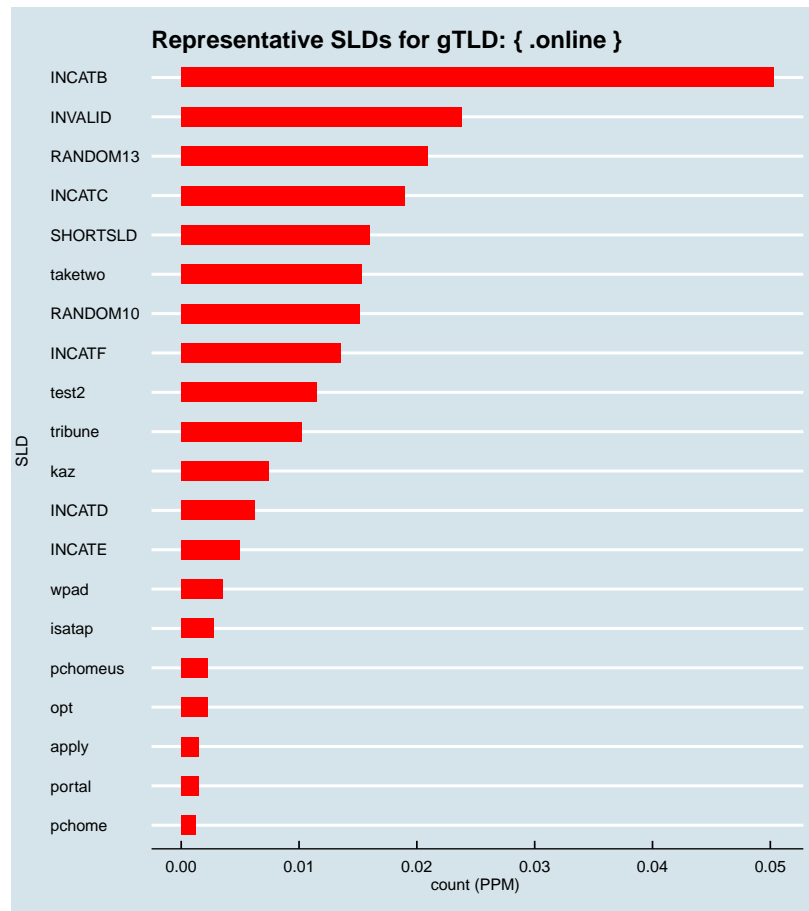


Figure 2.1225: Representative SLDs for gTLD: { .online}. The  $x$  axis displays number of times (in parts per million) the corresponding SLD ( $y$  axis) was found in the gTLD.

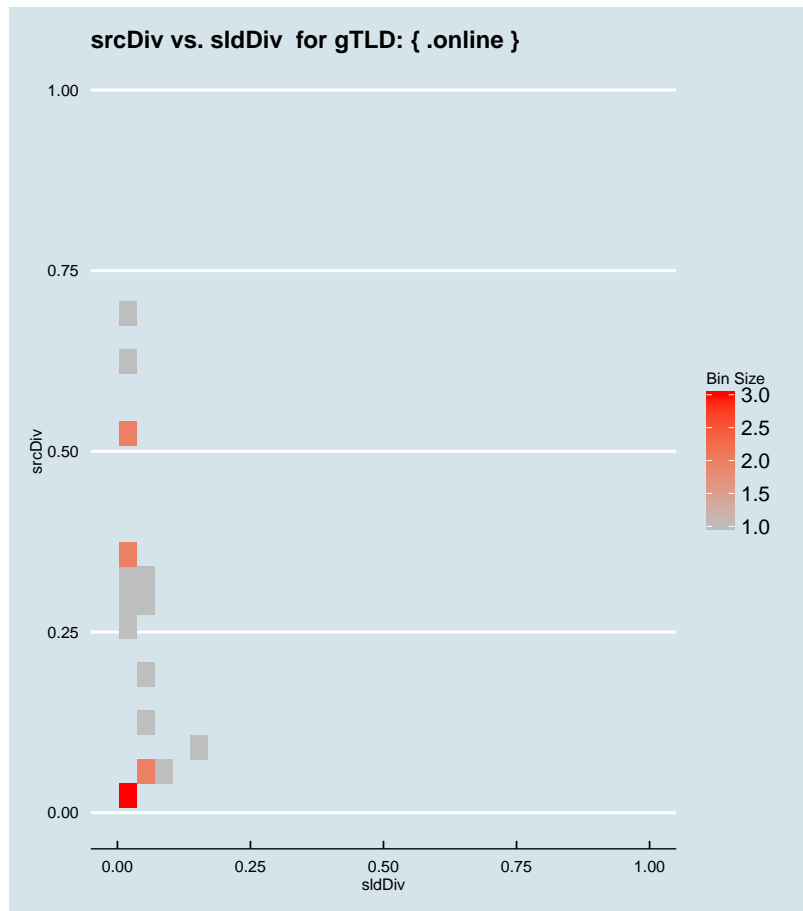


Figure 2.1226: Binned scatter-plot of srcDiv and sldDiv for gTLD: { .online }.

### :: 2.852 Representative SLDs for gTLD: { .ooo }

In this section, we collect representative SLDs related to gTLD: 'ooo'. We found 9 unique SLDs after filtering. A total of 57615 records were considered representative and they are 69.842% of the gTLD dump. Since the total number of records for this gTLD is 57615, there are 0 non-representative records (NRep). In addition, this set comprises  $2.36E-5$  of the entire data-set. Table 2.614 shows the corresponding SLDs ordered by the level of importance. Figure 2.1227 shows the record count (PPM) for each representative SLD. Figure 2.1228 shows the binned scatter-plot of srcDiv and sldDiv.

► { .ooo }  
 Total SLDs: 9  
 a-sldDiv: 69.842%  
 a-oR: 0.002%  
 NRep: 0

Individual SLD descriptors for gTLD: {ooo}										
SLD	count	sldDiv	$\phi$ -sldDiv	ipcount	srcDiv	$\phi$ -srcDiv	oR	a-srcDiv	a-oR	rem
ingeocom	0.019	0.228	1.000	0.002	0.087	0.014	7.7E-6	0.228	7.7E-6	38825
INVALID	0.013	0.156	1.000	0.001	0.098	0.016	5.29E-6	0.384	1.3E-5	25924
INCATC	0.005	0.064	1.000	0.002	0.345	0.097	2.18E-6	0.449	1.52E-5	20609
INCATF	0.005	0.062	1.000	2.86E-4	0.056	0.007	2.1E-6	0.511	1.73E-5	15487
SHORTSLD	0.004	0.051	1.000	0.002	0.430	0.120	1.74E-6	0.562	1.9E-5	11245
RANDOM13	0.004	0.050	1.000	5.64E-4	0.137	0.027	1.69E-6	0.612	2.07E-5	7127
INCATB	0.004	0.044	1.000	6.44E-4	0.177	0.039	1.49E-6	0.656	2.22E-5	3486
oricon	0.002	0.023	0.999	8E-5	0.042	0.005	7.84E-7	0.679	2.3E-5	1573
yft	0.002	0.019	0.999	1.4E-5	0.009	4.25E-4	6.45E-7	0.698	2.36E-5	0

Table 2.614: Top 9 most significant SLDs for gTLD 'ooo'. The SLD list holds 69.842% of the entries found in the gTLD and 2.36E-5 of the total number of entries for the entire experiment. **count** represents the number of records found for the SLD (in parts per million). **sldDiv** is the raw count divided by the number of records of this gTLD dump file. **oR** is the ratio of raw count to the total number of records of the experiment.  **$\phi$ -sldDiv** represents the  $\phi$  percentile of sldDiv on the entire data-set. **a-srcDiv** is the cumulative srcDiv variable. **a-oR** is the cumulative oR.

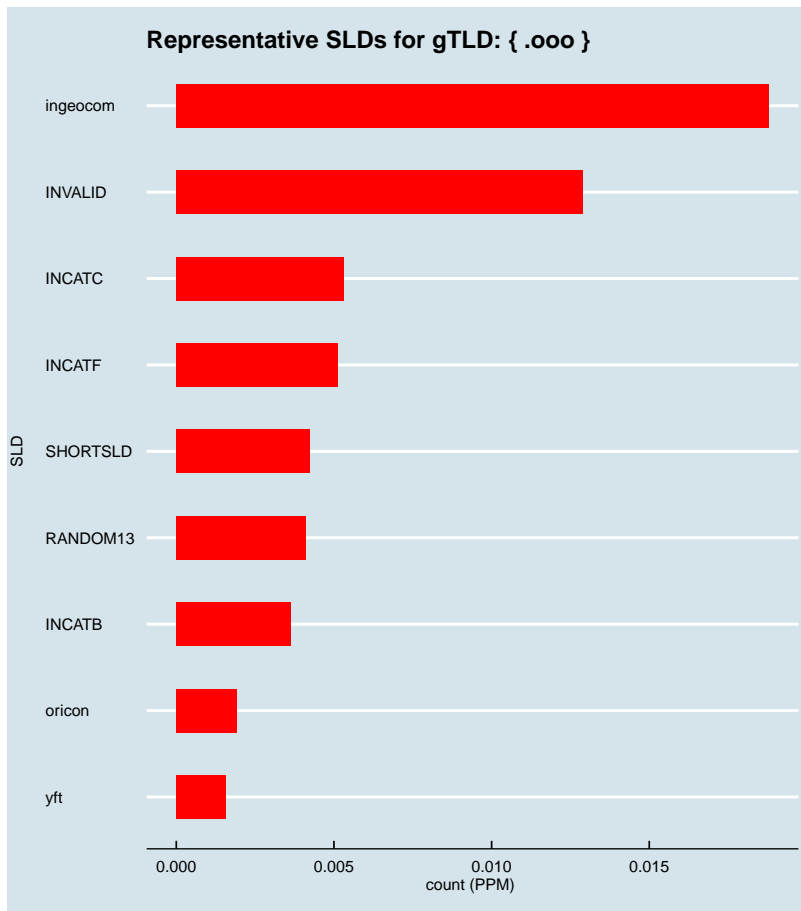


Figure 2.1227: Representative SLDs for gTLD: { .ooo}. The x axis displays number of times (in parts per million) the corresponding SLD (y axis) was found in the gTLD.

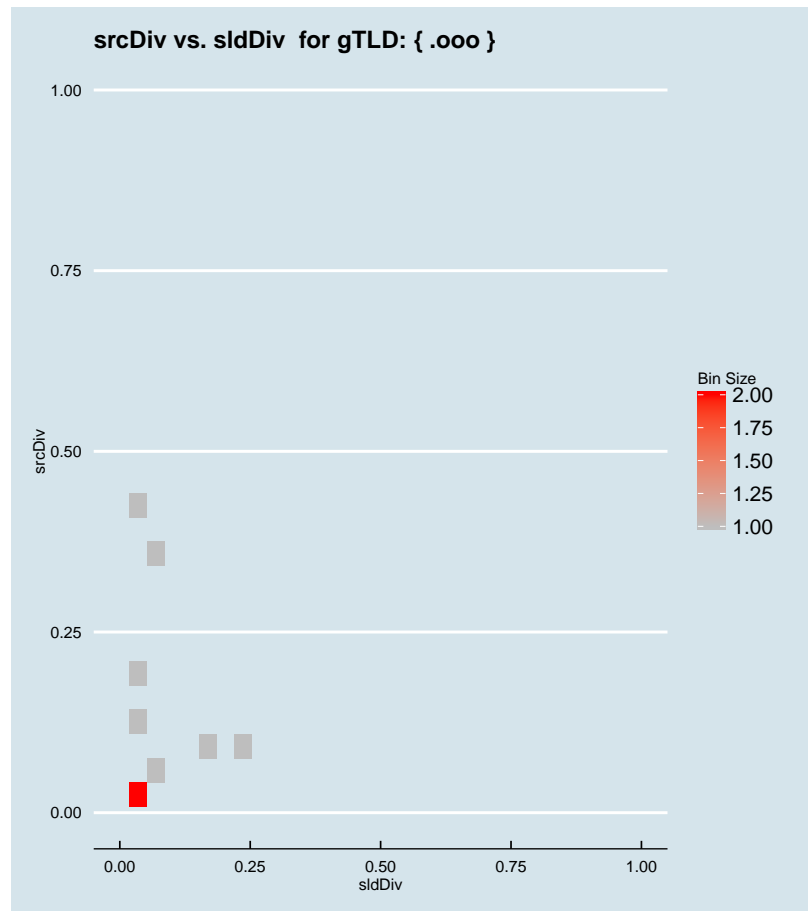


Figure 2.1228: Binned scatter-plot of srcDiv and sldDiv for gTLD: { .ooo }.

### :: 2.853 Representative SLDs for gTLD: { .open }

In this section, we collect representative SLDs related to gTLD: 'open'. We found 21 unique SLDs after filtering. A total of 124094 records were considered representative and they are 79.387% of the gTLD dump. Since the total number of records for this gTLD is 124094, there are 0 non-representative records (NRep). In addition, this set comprises  $5.09E-5$  of the entire data-set. Table 2.615 shows the corresponding SLDs ordered by the level of importance. Figure 2.1229 shows the record count (PPM) for each representative SLD. Figure 2.1230 shows the binned scatter-plot of srcDiv and sldDiv.

► { .open }  
Total SLDs: 21  
a-sldDiv: 79.387%  
a-oR: 0.005%  
NRep: 0

Individual SLD descriptors for gTLD: {open}										
SLD	count	sldDiv	$\phi$ -sldDiv	ipcount	srcDiv	$\phi$ -srcDiv	oR	a-srcDiv	a-oR	rem
RANDOM13	0.021	0.132	1.000	8.84E-4	0.043	0.005	8.48E-6	0.132	8.48E-6	103409
INVALID	0.019	0.122	1.000	0.002	0.098	0.016	7.79E-6	0.254	1.63E-5	84403
INCATF	0.015	0.097	1.000	6.56E-4	0.043	0.005	6.2E-6	0.351	2.25E-5	69274
INCATB	0.008	0.051	1.000	0.002	0.228	0.054	3.27E-6	0.402	2.57E-5	61302
RANDOM10	0.007	0.045	1.000	0.001	0.159	0.033	2.85E-6	0.446	2.86E-5	54344
tracker	0.007	0.044	1.000	0.002	0.261	0.067	2.8E-6	0.490	3.14E-5	47505
kommune	0.005	0.034	1.000	1.82E-4	0.034	0.003	2.2E-6	0.524	3.36E-5	42126
window	0.005	0.032	1.000	0.002	0.424	0.117	2.04E-6	0.556	3.56E-5	37147
ccnv	0.005	0.030	1.000	4.8E-5	0.010	5E-4	1.95E-6	0.587	3.76E-5	32394
INCATC	0.005	0.030	1.000	0.002	0.449	0.124	1.9E-6	0.616	3.95E-5	27765
osboxtel	0.004	0.028	0.999	1.86E-4	0.042	0.005	1.82E-6	0.645	4.13E-5	23327
cbi	0.004	0.027	0.999	2.3E-5	0.005	2.06E-4	1.75E-6	0.672	4.3E-5	19055
INCATE	0.004	0.023	0.999	0.003	0.710	0.237	1.46E-6	0.695	4.45E-5	15489
grand	0.003	0.018	0.999	1.94E-4	0.069	0.010	1.15E-6	0.713	4.57E-5	12682
SHORTSLD	0.003	0.017	0.999	0.001	0.469	0.127	1.07E-6	0.730	4.67E-5	10061
wpad	0.002	0.013	0.999	5.35E-4	0.273	0.070	8.02E-7	0.742	4.75E-5	8104
msg	0.002	0.012	0.999	3.18E-4	0.164	0.034	7.93E-7	0.754	4.83E-5	6168
korjaamo	0.002	0.012	0.999	2.9E-5	0.016	9.91E-4	7.66E-7	0.766	4.91E-5	4299
imepe	0.002	0.011	0.999	1.77E-4	0.106	0.018	6.86E-7	0.777	4.98E-5	2626
isatap	0.001	0.008	0.999	5.03E-4	0.380	0.105	5.42E-7	0.786	5.03E-5	1303
dataforeni...	0.001	0.008	0.999	2.9E-5	0.022	0.002	5.34E-7	0.794	5.09E-5	0

Table 2.615: Top 21 most significant SLDs for gTLD 'open'. The SLD list holds 79.387% of the entries found in the gTLD and 5.09E-5 of the total number of entries for the entire experiment. **count** represents the number of records found for the SLD (in parts per million). **sldDiv** is the raw count divided by the number of records of this gTLD dump file. **oR** is the ratio of raw count to the total number of records of the experiment.  **$\phi$ -sldDiv** represents the  $\phi$  percentile of sldDiv on the entire data-set. **a-srcDiv** is the cumulative srcDiv variable. **a-oR** is the cumulative oR.

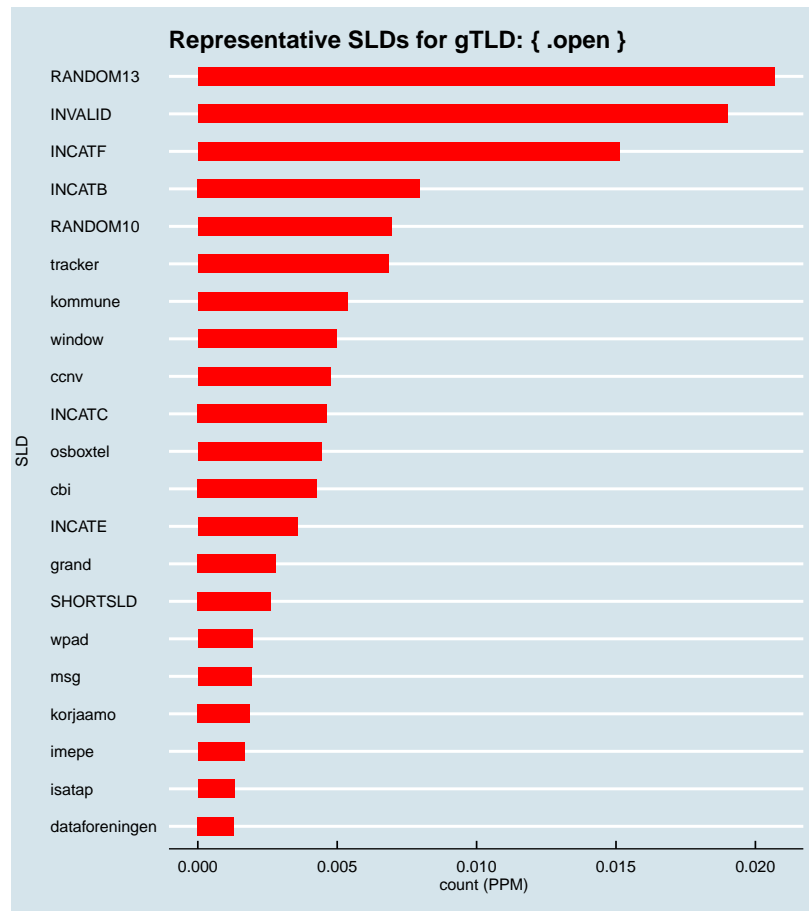


Figure 2.1229: Representative SLDs for gTLD: {.open}. The  $x$  axis displays number of times (in parts per million) the corresponding SLD ( $y$  axis) was found in the gTLD.

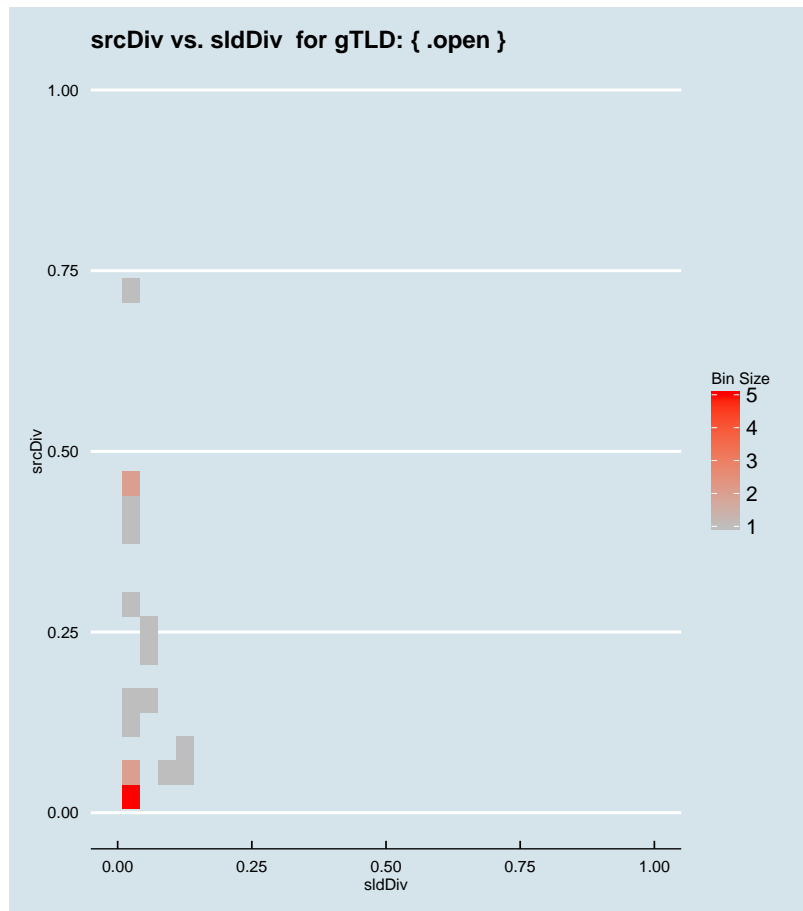


Figure 2.1230: Binned scatter-plot of srcDiv and sldDiv for gTLD: { .open }.

### :: 2.854 Representative SLDs for gTLD: { .oracle }

In this section, we collect representative SLDs related to gTLD: 'oracle'. We found 10 unique SLDs after filtering. A total of 36781 records were considered representative and they are 68.559% of the gTLD dump. Since the total number of records for this gTLD is 36781, there are 0 non-representative records (NRep). In addition, this set comprises 1.51E−5 of the entire data-set. Table 2.616 shows the corresponding SLDs ordered by the level of importance. Figure 2.1231 shows the record count (PPM) for each representative SLD. Figure 2.1232 shows the binned scatter-plot of srcDiv and sldDiv.

► { .oracle }  
 Total SLDs: 10  
 a-sldDiv: 68.559%  
 a-oR: 0.002%  
 NRep: 0



Individual SLD descriptors for gTLD: {oracle}										
SLD	count	sldDiv	$\phi$ -sldDiv	ipcount	srcDiv	$\phi$ -srcDiv	oR	a-srcDiv	a-oR	rem
INCATB	0.011	0.207	1.000	0.002	0.135	0.026	4.55E-6	0.207	4.55E-6	25669
INVALID	0.005	0.090	1.000	5.03E-4	0.105	0.018	1.97E-6	0.297	6.53E-6	20857
RANDOM13	0.004	0.079	1.000	7.07E-4	0.168	0.037	1.73E-6	0.375	8.26E-6	16637
INCATF	0.004	0.074	1.000	1.73E-4	0.043	0.005	1.64E-6	0.450	9.89E-6	12643
RANDOM10	0.003	0.055	1.000	4.51E-4	0.153	0.031	1.21E-6	0.505	1.11E-5	9692
INCATC	0.003	0.052	1.000	0.001	0.426	0.117	1.13E-6	0.556	1.22E-5	6928
INCATE	0.002	0.046	1.000	0.002	0.777	0.263	1.02E-6	0.603	1.33E-5	4446
wpad	0.002	0.035	1.000	4.06E-4	0.216	0.050	7.7E-7	0.638	1.4E-5	2566
INCATD	0.001	0.024	0.999	1.18E-4	0.092	0.015	5.26E-7	0.662	1.45E-5	1282
isatap	0.001	0.024	0.999	3.76E-4	0.293	0.075	5.25E-7	0.686	1.51E-5	0

Table 2.616: Top 10 most significant SLDs for gTLD 'oracle'. The SLD list holds 68.559% of the entries found in the gTLD and 1.51E-5 of the total number of entries for the entire experiment. **count** represents the number of records found for the SLD (in parts per million). **sldDiv** is the raw count divided by the number of records of this gTLD dump file. **oR** is the ratio of raw count to the total number of records of the experiment.  **$\phi$ -sldDiv** represents the  $\phi$  percentile of sldDiv on the entire data-set. **a-srcDiv** is the cumulative srcDiv variable. **a-oR** is the cumulative oR.

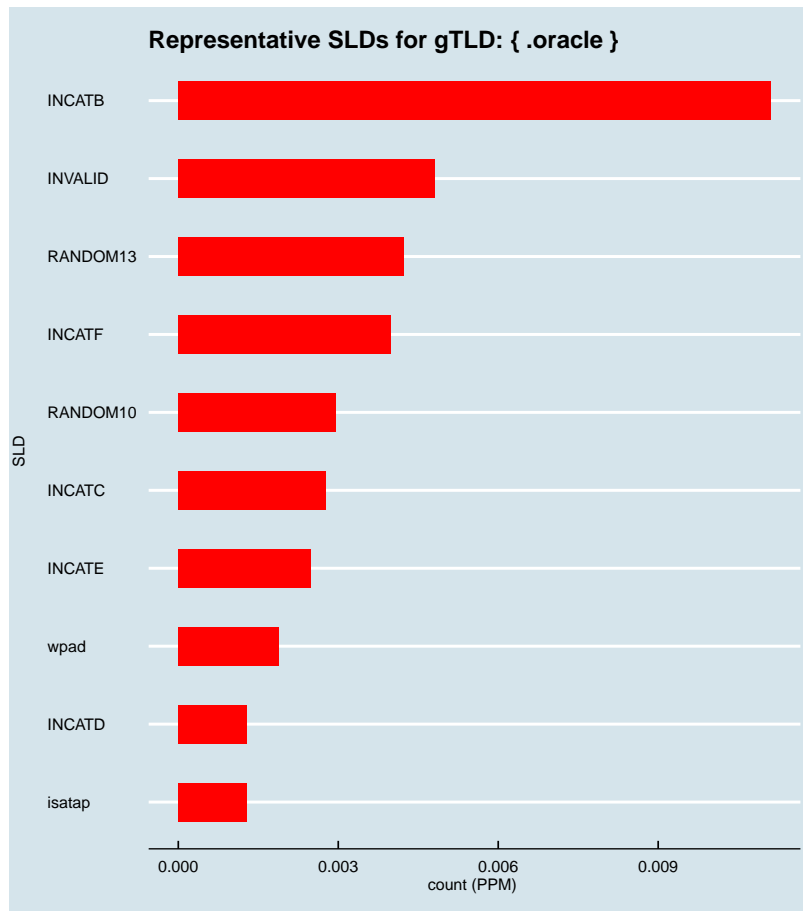


Figure 2.1231: Representative SLDs for gTLD: { .oracle}. The x axis displays number of times (in parts per million) the corresponding SLD (y axis) was found in the gTLD.

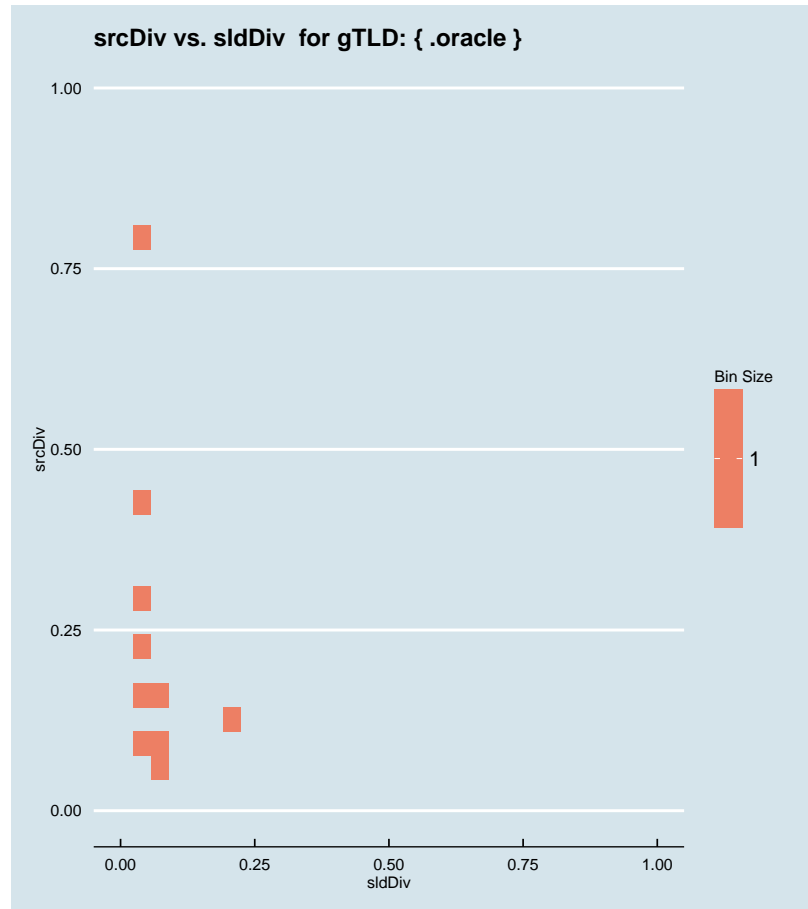


Figure 2.1232: Binned scatter-plot of srcDiv and sldDiv for gTLD: { .oracle}.

### :: 2.855 Representative SLDs for gTLD: { .orange }

In this section, we collect representative SLDs related to gTLD: 'orange'. We found 32 unique SLDs after filtering. A total of 1742610 records were considered representative and they are 90.314% of the gTLD dump. Since the total number of records for this gTLD is 1742610, there are 0 non-representative records (NRep). In addition, this set comprises  $7.14E-4$  of the entire data-set. Table 2.617 shows the corresponding SLDs ordered by the level of importance. Figure 2.1233 shows the record count (PPM) for each representative SLD. Figure 2.1234 shows the binned scatter-plot of srcDiv and sldDiv.

► { .orange }  
Total SLDs: 32  
a-sldDiv: 90.314%  
a-oR: 0.071%  
NRep: 0

Individual SLD descriptors for gTLD: {orange}										
SLD	count	sldDiv	$\phi$ -sldDiv	ipcount	srcDiv	$\phi$ -srcDiv	oR	a-srcDiv	a-oR	rem
RANDOM10	0.714	0.370	1.000	0.006	0.009	4.35E-4	2.93E-4	0.370	2.93E-4	1028200
INCATB	0.448	0.232	1.000	0.002	0.006	2.14E-4	1.83E-4	0.602	4.76E-4	580626
flybox	0.262	0.136	1.000	4.42E-4	0.002	3.92E-5	1.07E-4	0.738	5.84E-4	318502
INVALID	0.114	0.059	1.000	0.002	0.020	0.001	4.67E-5	0.797	6.3E-4	204592
wifimodem	0.043	0.022	0.999	0.002	0.046	0.005	1.74E-5	0.819	6.48E-4	162083
isatap	0.024	0.012	0.999	0.004	0.172	0.037	9.84E-6	0.832	6.58E-4	138072
RANDOM13	0.023	0.012	0.999	0.001	0.044	0.005	9.3E-6	0.843	6.67E-4	115379
wpad	0.021	0.011	0.999	0.002	0.113	0.020	8.59E-6	0.854	6.75E-4	94423
INCATE	0.013	0.007	0.999	0.003	0.243	0.057	5.34E-6	0.861	6.81E-4	81397
SHORTSLD	0.011	0.006	0.999	9.18E-4	0.086	0.014	4.36E-6	0.866	6.85E-4	70769
pop	0.010	0.005	0.999	5.79E-4	0.055	0.007	4.3E-6	0.872	6.89E-4	60278
INCATC	0.010	0.005	0.999	0.002	0.154	0.032	4.02E-6	0.877	6.93E-4	50465
INCATD	0.007	0.004	0.998	4.76E-4	0.068	0.010	2.87E-6	0.881	6.96E-4	43462
smtp	0.007	0.004	0.998	5E-4	0.073	0.011	2.8E-6	0.884	6.99E-4	36619
INCATF	0.005	0.003	0.998	8.57E-4	0.157	0.032	2.23E-6	0.887	7.01E-4	31177
stevens	0.003	0.001	0.997	0.002	0.541	0.182	1.17E-6	0.888	7.03E-4	28313
rxnet	0.003	0.001	0.997	3.17E-4	0.116	0.021	1.12E-6	0.890	7.04E-4	25569
administra...	0.002	0.001	0.997	3.4E-5	0.014	8.66E-4	9.78E-7	0.891	7.05E-4	23183
mailforge	0.002	0.001	0.997	2.57E-4	0.108	0.019	9.77E-7	0.892	7.06E-4	20799
pop3	0.002	0.001	0.997	2.77E-4	0.123	0.022	9.21E-7	0.894	7.07E-4	18552
bielawa1	0.002	0.001	0.997	3E-6	0.001	2.65E-5	9.09E-7	0.895	7.07E-4	16333
canon2ee8d...	0.002	8.38E-4	0.996	1.5E-5	0.009	4.49E-4	6.63E-7	0.896	7.08E-4	14716
INCATI	0.002	8.37E-4	0.996	2.54E-4	0.157	0.032	6.62E-7	0.896	7.09E-4	13101
vcex3c4213...	0.002	8.16E-4	0.996	2E-6	0.001	2.45E-5	6.45E-7	0.897	7.09E-4	11527
vcex3c4215...	0.002	8.03E-4	0.996	2E-6	0.001	2.52E-5	6.35E-7	0.898	7.1E-4	9977
vcextw2030...	0.002	8.02E-4	0.996	3E-6	0.002	4.9E-5	6.34E-7	0.899	7.11E-4	8429
vcex3c4213...	0.002	7.91E-4	0.996	3E-6	0.002	5E-5	6.26E-7	0.900	7.11E-4	6902
vcextw2030...	0.002	7.9E-4	0.996	3E-6	0.002	5.01E-5	6.25E-7	0.900	7.12E-4	5377
vcex3c4213...	0.002	7.86E-4	0.996	3E-6	0.002	5.05E-5	6.22E-7	0.901	7.13E-4	3860
girona	0.001	7.16E-4	0.995	1.4E-5	0.010	5.05E-4	5.66E-7	0.902	7.13E-4	2478
serveur	0.001	6.69E-4	0.995	1.12E-4	0.087	0.014	5.29E-7	0.903	7.14E-4	1187
http	0.001	6.15E-4	0.995	3.23E-4	0.272	0.068	4.86E-7	0.903	7.14E-4	0

Table 2.617: Top 32 most significant SLDs for gTLD 'orange'. The SLD list holds 90.314% of the entries found in the gTLD and 7.14E-4 of the total number of entries for the entire experiment. **count** represents the number of records found for the SLD (in parts per million). **sldDiv** is the raw count divided by the number of records of this gTLD dump file. **oR** is the ratio of raw count to the total number of records of the experiment.  $\phi$ -**sldDiv** represents the  $\phi$  percentile of sldDiv on the entire data-set. **a-srcDiv** is the cumulative srcDiv variable. **a-oR** is the cumulative oR.



Figure 2.1233: Representative SLDs for gTLD: { .orange }. The  $x$  axis displays number of times (in parts per million) the corresponding SLD ( $y$  axis) was found in the gTLD.

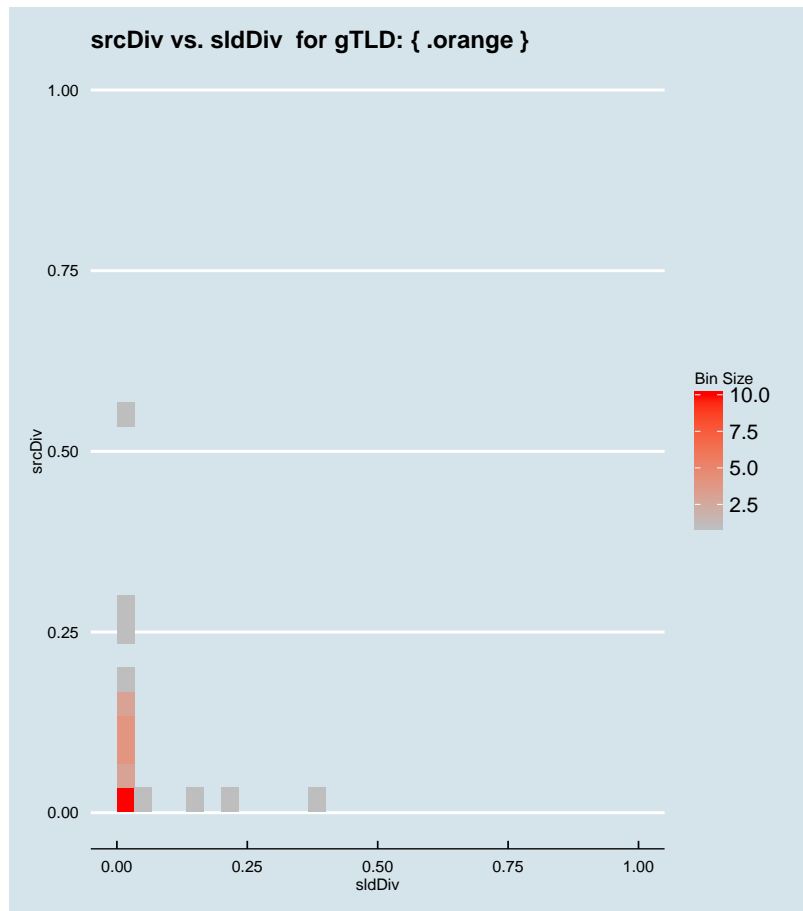


Figure 2.1234: Binned scatter-plot of srcDiv and sldDiv for gTLD: { .orange }.

∴ 2.856 Representative SLDs for gTLD: { .organic }

In this section, we collect representative SLDs related to gTLD: 'organic'. We found 0 unique SLDs after filtering. A total of 0 records were considered representative and they are 0.000% of the gTLD dump. Since the total number of records for this gTLD is 0, there are 0 non-representative records (NRep). In addition, this set comprises 0E0 of the entire data-set.

► { .organic }  
 Total SLDs: 0  
 a-sldDiv: 0.000%  
 a-oR: 0.000%  
 NRep: 0

∴ 2.857 Representative SLDs for gTLD: { .orientexpress }

In this section, we collect representative SLDs related to gTLD: 'orientexpress'. We

► { .orientexpress }  
 Total SLDs: 0  
 a-sldDiv: 0.000%  
 a-oR: 0.000%  
 NRep: 0

found 0 unique SLDs after filtering. A total of 0 records were considered representative and they are 0.000% of the gTLD dump. Since the total number of records for this gTLD is 0, there are 0 non-representative records (NRep). In addition, this set comprises 0E0 of the entire data-set.

## ∴ 2.858 Representative SLDs for gTLD: {.origins}

In this section, we collect representative SLDs related to gTLD: 'origins'. We found 1 unique SLDs after filtering. A total of 9164 records were considered representative and they are 91.916% of the gTLD dump. Since the total number of records for this gTLD is 9164, there are 0 non-representative records (NRep). In addition, this set comprises 3.76E−6 of the entire data-set. Table 2.618 shows the corresponding SLDs ordered by the level of importance. Figure 2.1235 shows the record count (PPM) for each representative SLD. Figure 2.1236 shows the binned scatter-plot of srcDiv and sldDiv.

▶ {.origins}  
Total SLDs: 1  
a-sldDiv: 91.916%  
a-oR: 0.000%  
NRep: 0

Individual SLD descriptors for gTLD: {.origins}										
SLD	count	sldDiv	$\phi$ -sldDiv	ipcount	srcDiv	$\phi$ -srcDiv	oR	a-srcDiv	a-oR	rem
INCATB	0.009	0.919	1.000	1.06E−4	0.012	6.27E−4	3.76E−6	0.919	3.76E−6	0

Table 2.618: Top 1 most significant SLDs for gTLD 'origins'. The SLD list holds 91.916% of the entries found in the gTLD and 3.76E−6 of the total number of entries for the entire experiment. **count** represents the number of records found for the SLD (in parts per million). **sldDiv** is the raw count divided by the number of records of this gTLD dump file. **oR** is the ratio of raw count to the total number of records of the experiment.  $\phi$ -**sldDiv** represents the  $\phi$  percentile of sldDiv on the entire data-set. **a-srcDiv** is the cumulative srcDiv variable. **a-oR** is the cumulative oR.




Figure 2.1235: Representative SLDs for gTLD: { .origins}. The  $x$  axis displays number of times (in parts per million) the corresponding SLD ( $y$  axis) was found in the gTLD.



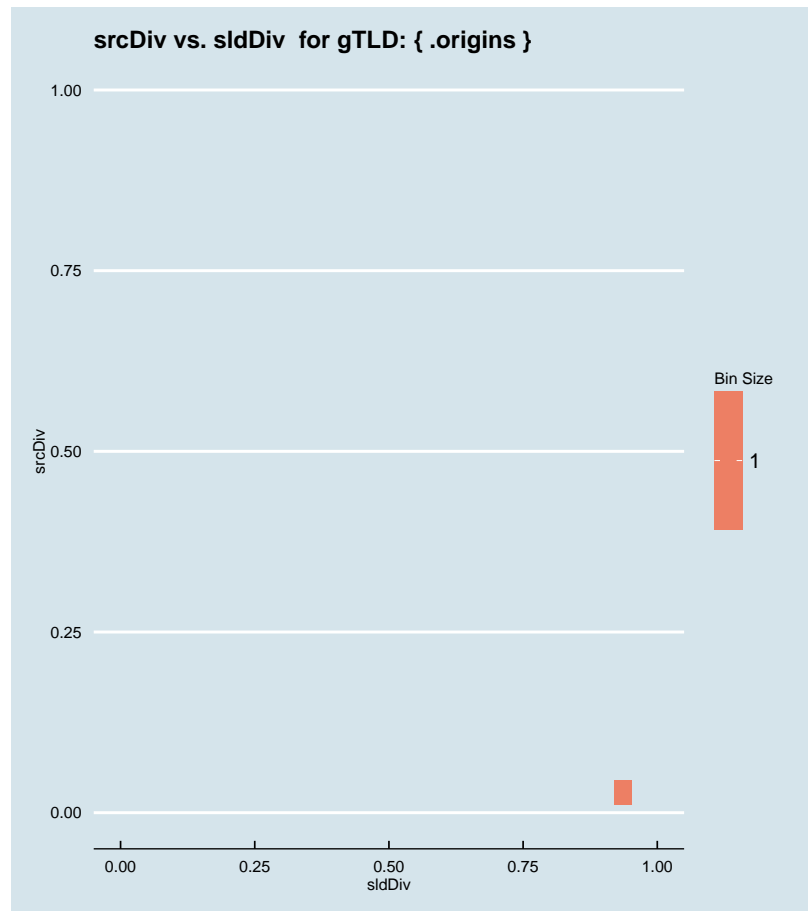


Figure 2.1236: Binned scatter-plot of srcDiv and sldDiv for gTLD: { .origins }.

### :: 2.859 Representative SLDs for gTLD: { .osaka }

In this section, we collect representative SLDs related to gTLD: 'osaka'. We found 8 unique SLDs after filtering. A total of 25771 records were considered representative and they are 58.536% of the gTLD dump. Since the total number of records for this gTLD is 25771, there are 0 non-representative records (NRep). In addition, this set comprises 1.06E−5 of the entire data-set. Table 2.619 shows the corresponding SLDs ordered by the level of importance. Figure 2.1237 shows the record count (PPM) for each representative SLD. Figure 2.1238 shows the binned scatter-plot of srcDiv and sldDiv.

► { .osaka }  
Total SLDs: 8  
a-sldDiv: 58.536%  
a-oR: 0.001%  
NRep: 0

Individual SLD descriptors for gTLD: {osaka}										
SLD	count	sldDiv	$\phi$ -sldDiv	ipcount	srcDiv	$\phi$ -srcDiv	oR	a-srcDiv	a-oR	rem
INCATF	0.009	0.209	1.000	5.88E-4	0.064	0.009	3.77E-6	0.209	3.77E-6	16579
INVALID	0.004	0.080	1.000	3.46E-4	0.098	0.016	1.44E-6	0.289	5.21E-6	13066
RANDOM10	0.003	0.066	1.000	3.78E-4	0.130	0.025	1.19E-6	0.355	6.4E-6	10151
INCATB	0.003	0.062	1.000	6.2E-4	0.228	0.054	1.12E-6	0.417	7.52E-6	7430
RANDOM13	0.003	0.057	1.000	4.31E-4	0.171	0.037	1.03E-6	0.474	8.55E-6	4906
INCATC	0.002	0.044	1.000	9.05E-4	0.470	0.127	7.89E-7	0.518	9.34E-6	2980
wpad	0.002	0.035	1.000	4.28E-4	0.274	0.070	6.4E-7	0.553	9.98E-6	1418
INCATD	0.001	0.032	1.000	1.93E-4	0.136	0.026	5.81E-7	0.585	1.06E-5	0

Table 2.619: Top 8 most significant SLDs for gTLD 'osaka'. The SLD list holds 58.536% of the entries found in the gTLD and 1.06E-5 of the total number of entries for the entire experiment. **count** represents the number of records found for the SLD (in parts per million). **sldDiv** is the raw count divided by the number of records of this gTLD dump file. **oR** is the ratio of raw count to the total number of records of the experiment.  **$\phi$ -sldDiv** represents the  $\phi$  percentile of sldDiv on the entire data-set. **a-srcDiv** is the cumulative srcDiv variable. **a-oR** is the cumulative oR.

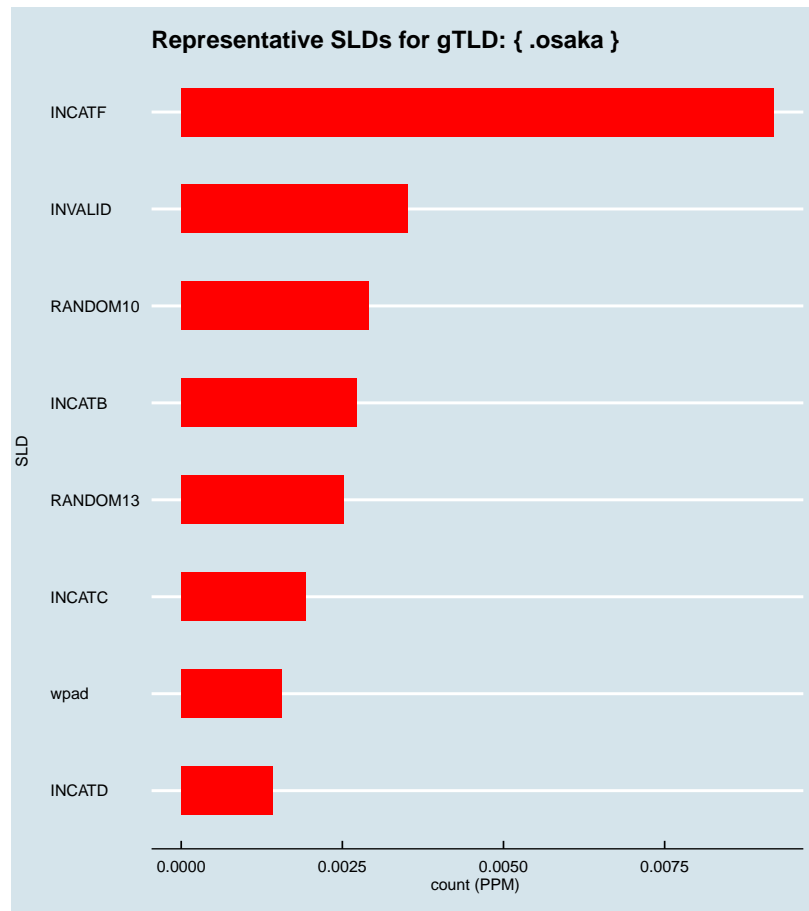


Figure 2.1237: Representative SLDs for gTLD: { .osaka }. The  $x$  axis displays number of times (in parts per million) the corresponding SLD ( $y$  axis) was found in the gTLD.

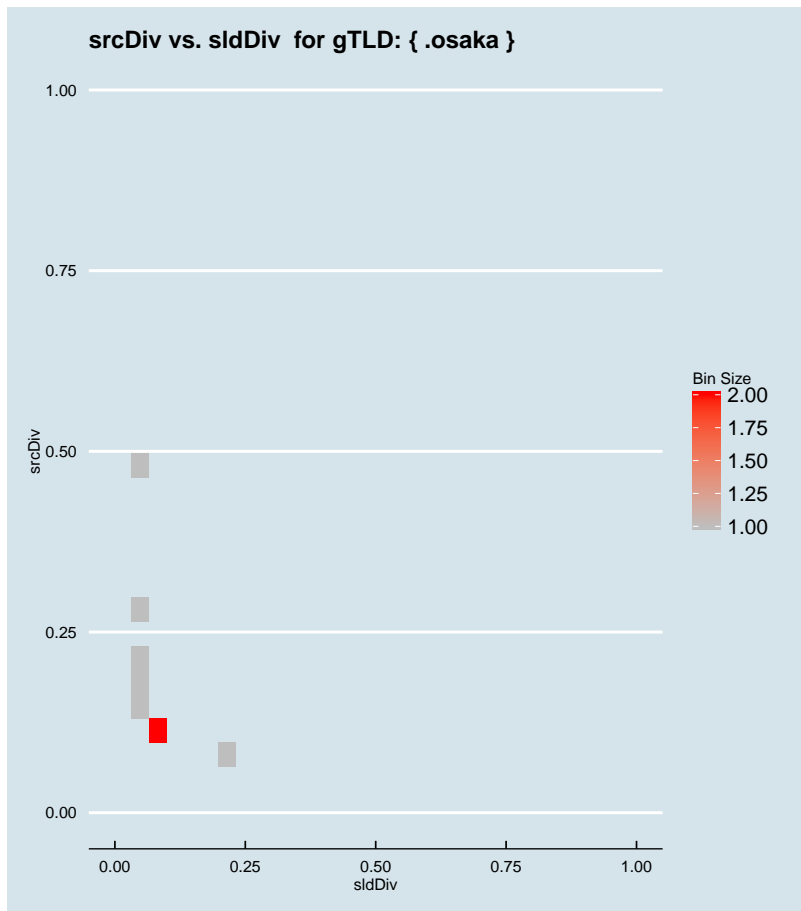


Figure 2.1238: Binned scatter-plot of srcDiv and sldDiv for gTLD: { .osaka }.

∴ 2.860 Representative SLDs for gTLD: { .otsuka }

In this section, we collect representative SLDs related to gTLD: 'otsuka'. We found 0 unique SLDs after filtering. A total of 0 records were considered representative and they are 0.000% of the gTLD dump. Since the total number of records for this gTLD is 0, there are 0 non-representative records (NRep). In addition, this set comprises 0E0 of the entire data-set.

► { .otsuka }  
 Total SLDs: 0  
 a-sldDiv: 0.000%  
 a-oR: 0.000%  
 NRep: 0

∴ 2.861 Representative SLDs for gTLD: { .ott }

In this section, we collect representative SLDs related to gTLD: 'ott'. We found 6

► { .ott }  
 Total SLDs: 6  
 a-sldDiv: 62.249%  
 a-oR: 0.001%  
 NRep: 0

unique SLDs after filtering. A total of 31371 records were considered representative and they are 62.249% of the gTLD dump. Since the total number of records for this gTLD is 31371, there are 0 non-representative records (NRep). In addition, this set comprises  $1.29\text{E}-5$  of the entire data-set. Table 2.620 shows the corresponding SLDs ordered by the level of importance. Figure 2.1239 shows the record count (PPM) for each representative SLD. Figure 2.1240 shows the binned scatter-plot of srcDiv and sldDiv.

Individual SLD descriptors for gTLD: {ott}										
SLD	count	sldDiv	$\phi$ -sldDiv	ipcount	srcDiv	$\phi$ -srcDiv	oR	a-srcDiv	a-oR	rem
INCATF	0.011	0.227	1.000	$4.73\text{E}-4$	0.041	0.004	$4.69\text{E}-6$	0.227	$4.69\text{E}-6$	19932
fuel	0.007	0.132	1.000	$4.6\text{E}-4$	0.069	0.010	$2.73\text{E}-6$	0.359	$7.42\text{E}-6$	13260
RANDOM13	0.004	0.088	1.000	$4.88\text{E}-4$	0.110	0.019	$1.82\text{E}-6$	0.448	$9.24\text{E}-6$	8816
INVALID	0.004	0.078	1.000	$1.94\text{E}-4$	0.049	0.006	$1.61\text{E}-6$	0.525	$1.09\text{E}-5$	4888
ilscan	0.003	0.050	1.000	$1.37\text{E}-4$	0.054	0.007	$1.03\text{E}-6$	0.576	$1.19\text{E}-5$	2365
striker	0.002	0.047	1.000	0.001	0.608	0.200	$9.69\text{E}-7$	0.622	$1.29\text{E}-5$	0

Table 2.620: Top 6 most significant SLDs for gTLD 'ott'. The SLD list holds 62.249% of the entries found in the gTLD and  $1.29\text{E}-5$  of the total number of entries for the entire experiment. **count** represents the number of records found for the SLD (in parts per million). **sldDiv** is the raw count divided by the number of records of this gTLD dump file. **oR** is the ratio of raw count to the total number of records of the experiment.  **$\phi$ -sldDiv** represents the  $\phi$  percentile of sldDiv on the entire data-set. **a-srcDiv** is the cumulative srcDiv variable. **a-oR** is the cumulative oR.

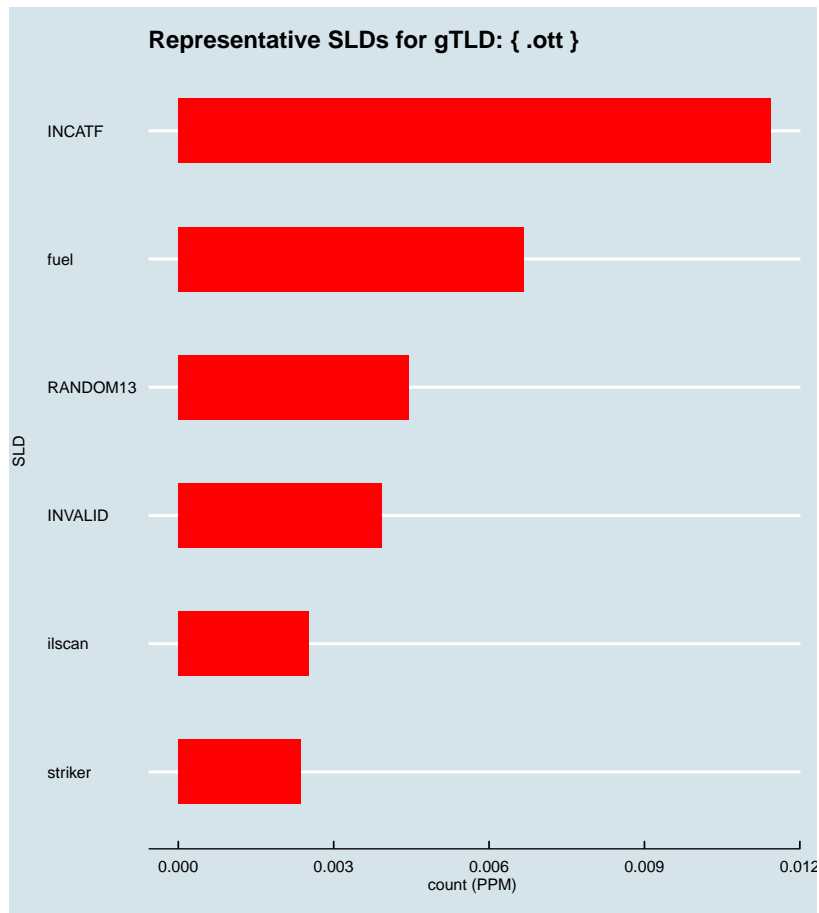


Figure 2.1239: Representative SLDs for gTLD: { .ott}. The x axis displays number of times (in parts per million) the corresponding SLD (y axis) was found in the gTLD.

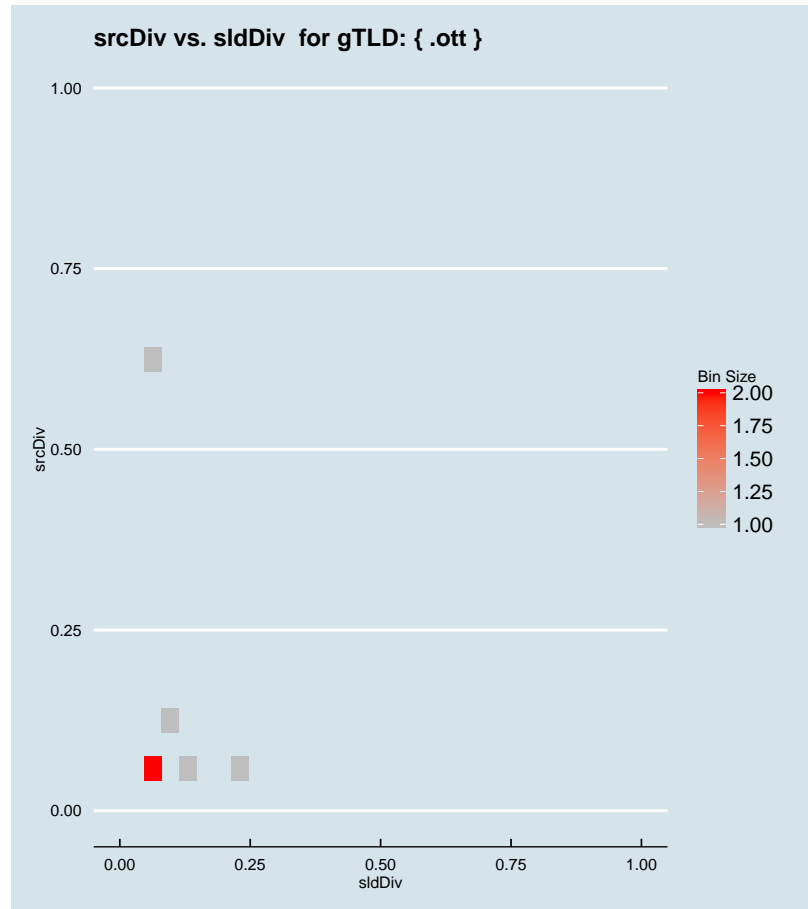


Figure 2.1240: Binned scatter-plot of srcDiv and sldDiv for gTLD: { .ott }.

⚡ 2.862 Representative SLDs for gTLD: { .overheidnl }

In this section, we collect representative SLDs related to gTLD: 'overheidnl'. We found 0 unique SLDs after filtering. A total of 0 records were considered representative and they are 0.000% of the gTLD dump. Since the total number of records for this gTLD is 0, there are 0 non-representative records (NRep). In addition, this set comprises 0E0 of the entire data-set.

► { .overheidnl }  
Total SLDs: 0  
a-sldDiv: 0.000%  
a-oR: 0.000%  
NRep: 0

⚡ 2.863 Representative SLDs for gTLD: { .ovh }

In this section, we collect representative SLDs related to gTLD: 'ovh'. We found 1

► { .ovh }  
Total SLDs: 1  
a-sldDiv: 10.116%  
a-oR: 0.000%  
NRep: 0



unique SLDs after filtering. A total of 1592 records were considered representative and they are 10.116% of the gTLD dump. Since the total number of records for this gTLD is 1592, there are 0 non-representative records (NRep). In addition, this set comprises  $6.52E-7$  of the entire data-set. Table 2.621 shows the corresponding SLDs ordered by the level of importance. Figure 2.1241 shows the record count (PPM) for each representative SLD. Figure 2.1242 shows the binned scatter-plot of srcDiv and sldDiv.

Individual SLD descriptors for gTLD: {ovh}										
SLD	count	sldDiv	$\phi$ -sldDiv	ipcount	srcDiv	$\phi$ -srcDiv	oR	a-srcDiv	a-oR	rem
RANDOM13	0.002	0.101	1.000	$3.85E-4$	0.242	0.057	$6.52E-7$	0.101	$6.52E-7$	0

Table 2.621: Top 1 most significant SLDs for gTLD 'ovh'. The SLD list holds 10.116% of the entries found in the gTLD and  $6.52E-7$  of the total number of entries for the entire experiment. **count** represents the number of records found for the SLD (in parts per million). **sldDiv** is the raw count divided by the number of records of this gTLD dump file. **oR** is the ratio of raw count to the total number of records of the experiment.  **$\phi$ -sldDiv** represents the  $\phi$  percentile of sldDiv on the entire data-set. **a-srcDiv** is the cumulative srcDiv variable. **a-oR** is the cumulative oR.






Figure 2.1241: Representative SLDs for gTLD: { .ovh }. The  $x$  axis displays number of times (in parts per million) the corresponding SLD ( $y$  axis) was found in the gTLD.

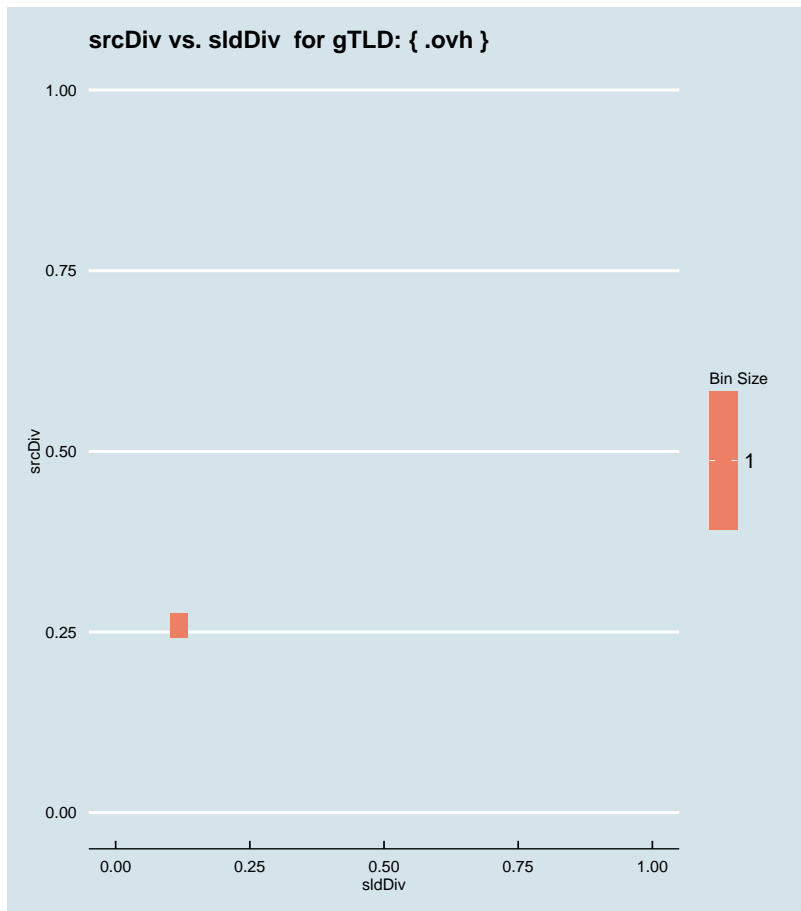


Figure 2.1242: Binned scatter-plot of srcDiv and sldDiv for gTLD: { .ovh }.

### :: 2.864 Representative SLDs for gTLD: { .page }

In this section, we collect representative SLDs related to gTLD: 'page'. We found 13 unique SLDs after filtering. A total of 196363 records were considered representative and they are 66.954% of the gTLD dump. Since the total number of records for this gTLD is 196363, there are 0 non-representative records (NRep). In addition, this set comprises  $8.05E-5$  of the entire data-set. Table 2.622 shows the corresponding SLDs ordered by the level of importance. Figure 2.1243 shows the record count (PPM) for each representative SLD. Figure 2.1244 shows the binned scatter-plot of srcDiv and sldDiv.

► { .page }  
 Total SLDs: 13  
 a-sldDiv: 66.954%  
 a-oR: 0.008%  
 NRep: 0

Individual SLD descriptors for gTLD: {page}										
SLD	count	sldDiv	$\phi$ -sldDiv	ipcount	srcDiv	$\phi$ -srcDiv	oR	a-srcDiv	a-oR	rem
startup	0.058	0.196	1.000	0.006	0.111	0.019	2.36E-5	0.196	2.36E-5	138854
INCATC	0.054	0.185	1.000	0.005	0.085	0.013	2.23E-5	0.381	4.58E-5	84511
gsc	0.020	0.069	1.000	5.44E-4	0.027	0.002	8.28E-6	0.450	5.41E-5	64304
INVALID	0.018	0.062	1.000	0.002	0.114	0.021	7.41E-6	0.512	6.15E-5	46214
INCATB	0.010	0.035	1.000	0.003	0.296	0.076	4.27E-6	0.547	6.58E-5	35805
leo	0.010	0.034	1.000	5E-4	0.051	0.006	4.03E-6	0.581	6.98E-5	25978
igoogle	0.009	0.032	1.000	2.51E-4	0.027	0.002	3.81E-6	0.613	7.36E-5	16689
RANDOM10	0.005	0.017	0.999	0.001	0.201	0.048	2.09E-6	0.630	7.57E-5	11592
RANDOM13	0.003	0.011	0.999	8.04E-4	0.245	0.057	1.34E-6	0.641	7.71E-5	8316
base	0.003	0.010	0.999	3.88E-4	0.130	0.025	1.23E-6	0.651	7.83E-5	5324
SHORTSLD	0.003	0.009	0.999	0.001	0.412	0.115	1.04E-6	0.660	7.93E-5	2781
view	0.002	0.005	0.999	2.97E-4	0.196	0.043	6.2E-7	0.665	8E-5	1267
internet	0.001	0.004	0.999	3.53E-4	0.279	0.070	5.19E-7	0.670	8.05E-5	0

Table 2.622: Top 13 most significant SLDs for gTLD 'page'. The SLD list holds 66.954% of the entries found in the gTLD and 8.05E-5 of the total number of entries for the entire experiment. **count** represents the number of records found for the SLD (in parts per million). **sldDiv** is the raw count divided by the number of records of this gTLD dump file. **oR** is the ratio of raw count to the total number of records of the experiment.  **$\phi$ -sldDiv** represents the  $\phi$  percentile of sldDiv on the entire data-set. **a-srcDiv** is the cumulative srcDiv variable. **a-oR** is the cumulative oR.

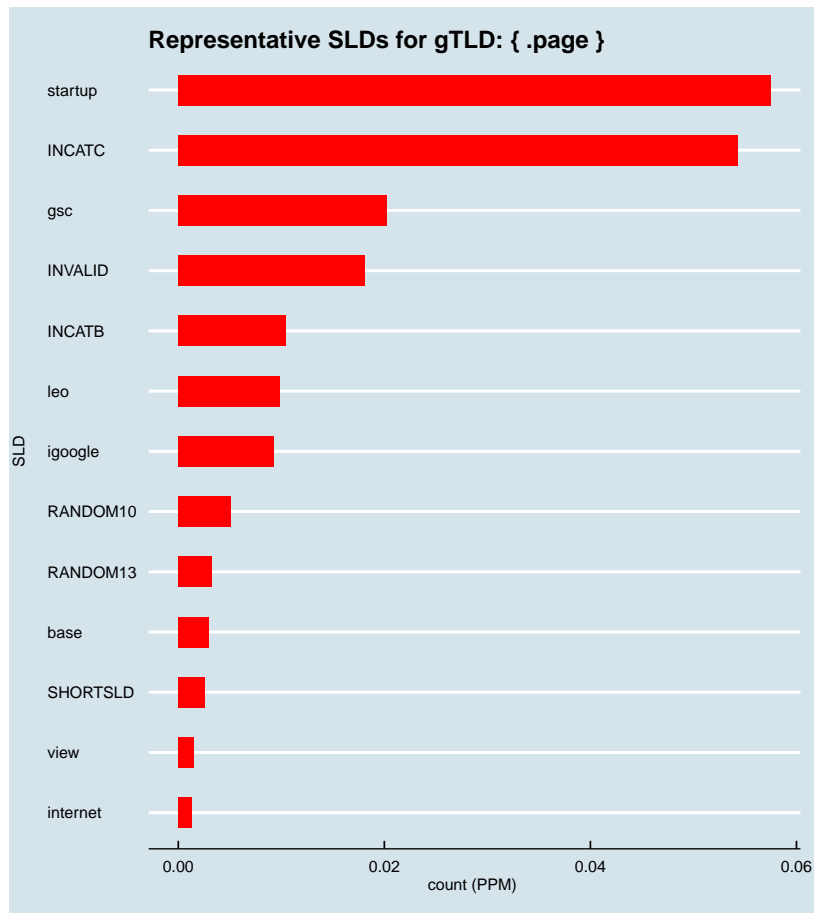


Figure 2.1243: Representative SLDs for gTLD: { .page }. The *x* axis displays number of times (in parts per million) the corresponding SLD (*y* axis) was found in the gTLD.

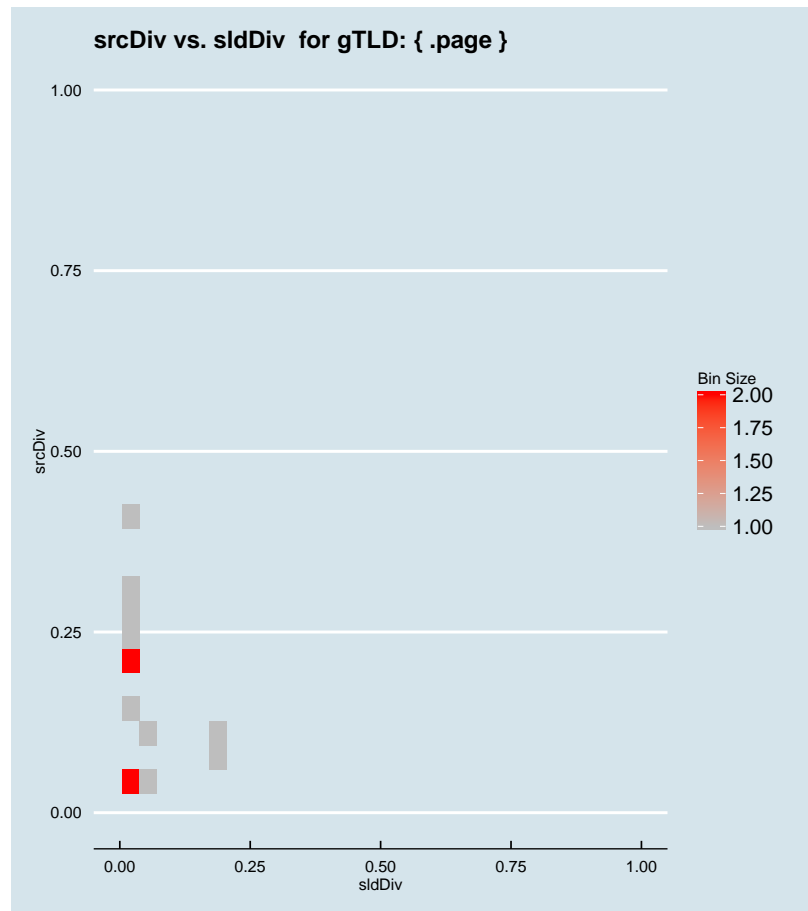


Figure 2.1244: Binned scatter-plot of srcDiv and sldDiv for gTLD: { .page}.

### :: 2.865 Representative SLDs for gTLD: { .pamperedchef }

In this section, we collect representative SLDs related to gTLD: 'pamperedchef'. We found 0 unique SLDs after filtering. A total of 0 records were considered representative and they are 0.000% of the gTLD dump. Since the total number of records for this gTLD is 0, there are 0 non-representative records (NRep). In addition, this set comprises 0E0 of the entire data-set.

► { .pamperedchef }  
Total SLDs: 0  
a-sldDiv: 0.000%  
a-oR: 0.000%  
NRep: 0

### :: 2.866 Representative SLDs for gTLD: { .panasonic }

In this section, we collect representative SLDs related to gTLD: 'panasonic'. We found

► { .panasonic }  
Total SLDs: 3  
a-sldDiv: 56.871%  
a-oR: 0.000%  
NRep: 0

3 unique SLDs after filtering. A total of 11907 records were considered representative and they are 56.871% of the gTLD dump. Since the total number of records for this gTLD is 11907, there are 0 non-representative records (NRep). In addition, this set comprises  $4.88E-6$  of the entire data-set. Table 2.623 shows the corresponding SLDs ordered by the level of importance. Figure 2.1245 shows the record count (PPM) for each representative SLD. Figure 2.1246 shows the binned scatter-plot of srcDiv and sldDiv.

Individual SLD descriptors for gTLD: {panasonic}										
SLD	count	sldDiv	$\phi$ -sldDiv	ipcount	srcDiv	$\phi$ -srcDiv	oR	a-srcDiv	a-oR	rem
INCATB	0.006	0.308	1.000	0.002	0.279	0.070	$2.64E-6$	0.308	$2.64E-6$	5463
pcm	0.003	0.153	1.000	$8.5E-5$	0.026	0.002	$1.32E-6$	0.461	$3.96E-6$	2251
INCATF	0.002	0.108	1.000	$1.45E-4$	0.064	0.009	$9.22E-7$	0.569	$4.88E-6$	0

Table 2.623: Top 3 most significant SLDs for gTLD 'panasonic'. The SLD list holds 56.871% of the entries found in the gTLD and  $4.88E-6$  of the total number of entries for the entire experiment. **count** represents the number of records found for the SLD (in parts per million). **sldDiv** is the raw count divided by the number of records of this gTLD dump file. **oR** is the ratio of raw count to the total number of records of the experiment.  **$\phi$ -sldDiv** represents the  $\phi$  percentile of sldDiv on the entire data-set. **a-srcDiv** is the cumulative srcDiv variable. **a-oR** is the cumulative oR.

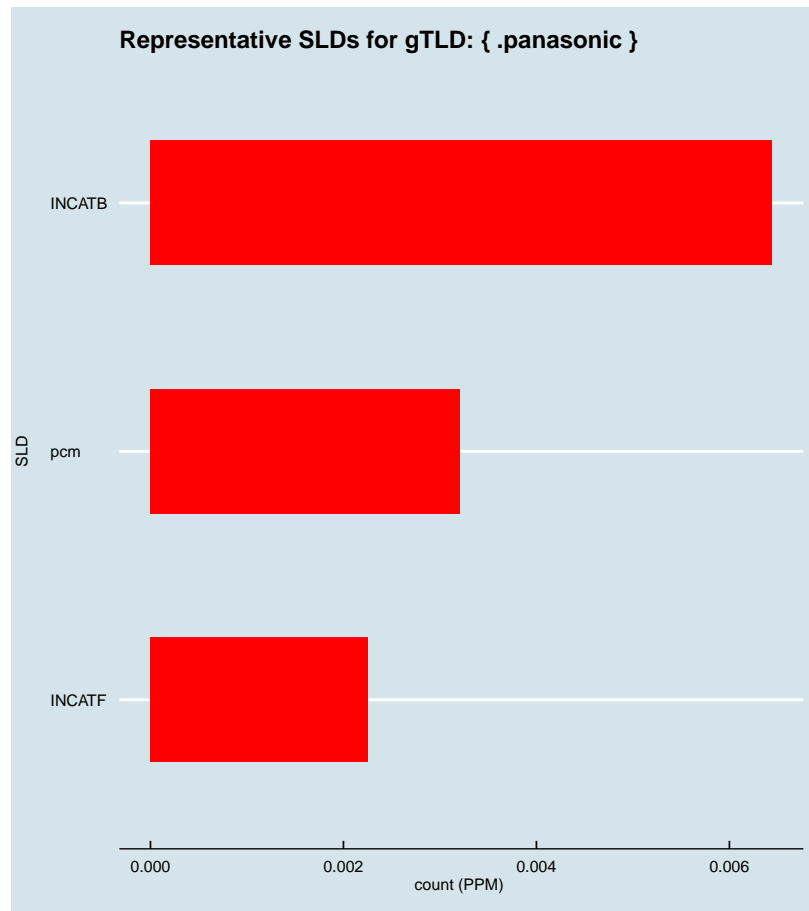


Figure 2.1245: Representative SLDs for gTLD: { .panasonic }. The  $x$  axis displays number of times (in parts per million) the corresponding SLD ( $y$  axis) was found in the gTLD.

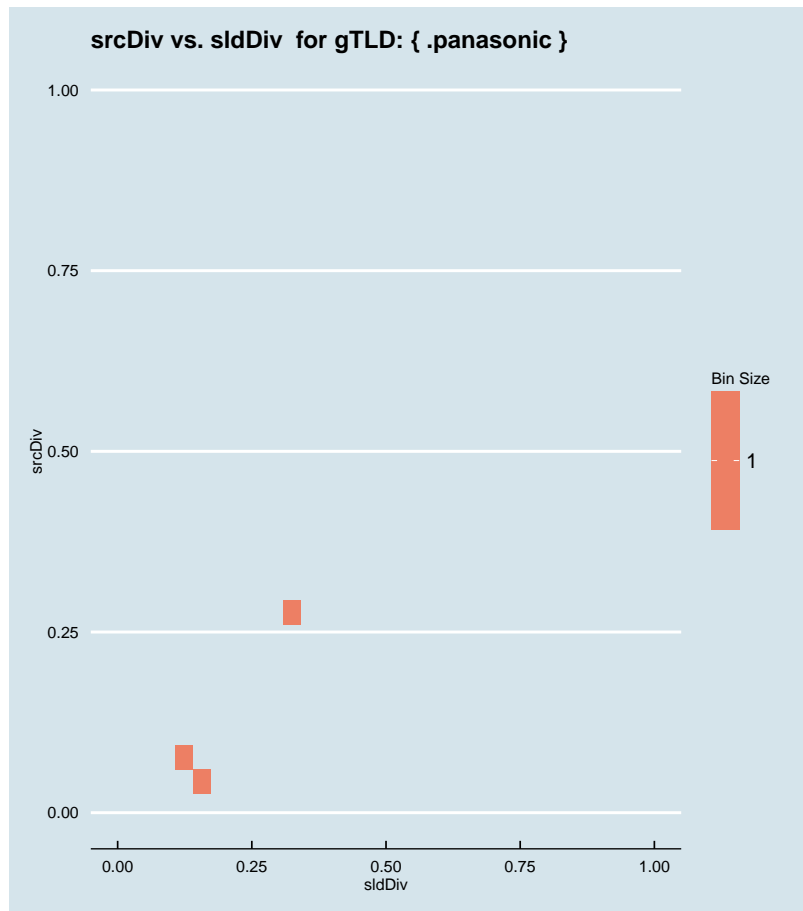


Figure 2.1246: Binned scatter-plot of srcDiv and sldDiv for gTLD: { .panasonic }.

∴ 2.867 Representative SLDs for gTLD: { .panerai }

In this section, we collect representative SLDs related to gTLD: 'panerai'. We found 0 unique SLDs after filtering. A total of 0 records were considered representative and they are 0.000% of the gTLD dump. Since the total number of records for this gTLD is 0, there are 0 non-representative records (NRep). In addition, this set comprises 0E0 of the entire data-set.

► { .panerai }  
 Total SLDs: 0  
 a-sldDiv: 0.000%  
 a-oR: 0.000%  
 NRep: 0

∴ 2.868 Representative SLDs for gTLD: { .paris }

In this section, we collect representative SLDs related to gTLD: 'paris'. We found 27

► { .paris }  
 Total SLDs: 27  
 a-sldDiv: 74.483%  
 a-oR: 0.005%  
 NRep: 0



unique SLDs after filtering. A total of 127470 records were considered representative and they are 74.483% of the gTLD dump. Since the total number of records for this gTLD is 127470, there are 0 non-representative records (NRep). In addition, this set comprises  $5.22E-5$  of the entire data-set. Table 2.624 shows the corresponding SLDs ordered by the level of importance. Figure 2.1247 shows the record count (PPM) for each representative SLD. Figure 2.1248 shows the binned scatter-plot of srcDiv and sldDiv.

Individual SLD descriptors for gTLD: {paris}										
SLD	count	sldDiv	$\phi$ -sldDiv	ipcount	srcDiv	$\phi$ -srcDiv	oR	a-srcDiv	a-oR	rem
INCATF	0.022	0.130	1.000	0.001	0.049	0.006	9.15E-6	0.130	9.15E-6	105145
INCATB	0.018	0.107	1.000	0.002	0.086	0.014	7.54E-6	0.238	1.67E-5	86755
INVALID	0.011	0.067	1.000	0.001	0.096	0.016	4.67E-6	0.305	2.14E-5	75351
RANDOM13	0.009	0.053	1.000	8.62E-4	0.095	0.016	3.7E-6	0.357	2.51E-5	66318
RANDOM10	0.006	0.034	1.000	6.48E-4	0.111	0.020	2.39E-6	0.391	2.74E-5	60492
INCATD	0.006	0.032	1.000	4.48E-4	0.081	0.012	2.27E-6	0.424	2.97E-5	54943
sae	0.005	0.031	1.000	7.7E-5	0.015	9E-4	2.16E-6	0.455	3.19E-5	49667
rac	0.005	0.028	0.999	2.6E-4	0.054	0.007	1.98E-6	0.483	3.39E-5	44824
france	0.005	0.027	0.999	2.54E-4	0.054	0.007	1.92E-6	0.510	3.58E-5	40145
acf	0.004	0.023	0.999	4.86E-4	0.125	0.024	1.59E-6	0.533	3.74E-5	36267
wpad	0.004	0.021	0.999	9.56E-4	0.260	0.066	1.5E-6	0.554	3.89E-5	32596
INCATC	0.003	0.019	0.999	6.36E-4	0.191	0.042	1.37E-6	0.574	4.02E-5	29261
diagma	0.003	0.017	0.999	2.87E-4	0.098	0.016	1.2E-6	0.591	4.14E-5	26341
vitallianc...	0.003	0.017	0.999	9.3E-5	0.033	0.003	1.17E-6	0.608	4.26E-5	23487
emc	0.003	0.017	0.999	1.28E-4	0.045	0.005	1.16E-6	0.624	4.38E-5	20651
foussier20...	0.003	0.015	0.999	5.1E-5	0.019	0.001	1.07E-6	0.639	4.48E-5	18030
assor2000	0.002	0.014	0.999	2.95E-4	0.120	0.022	1.01E-6	0.654	4.59E-5	15570
banco	0.002	0.014	0.999	1.17E-4	0.050	0.006	9.68E-7	0.668	4.68E-5	13207
drpj	0.002	0.012	0.999	1.18E-4	0.058	0.007	8.39E-7	0.680	4.77E-5	11160
isatap	0.002	0.011	0.999	6.61E-4	0.346	0.097	7.83E-7	0.691	4.84E-5	9249
transimmeu...	0.001	0.009	0.999	5E-5	0.034	0.003	5.96E-7	0.699	4.9E-5	7794
apecita	0.001	0.008	0.999	4E-6	0.003	8.7E-5	5.82E-7	0.708	4.96E-5	6375
assurance	0.001	0.008	0.999	2.6E-5	0.020	0.001	5.43E-7	0.715	5.02E-5	5050
brostrom	0.001	0.008	0.999	1.47E-4	0.111	0.020	5.42E-7	0.723	5.07E-5	3728
relaxnews	0.001	0.008	0.999	1.76E-4	0.133	0.025	5.42E-7	0.731	5.13E-5	2406
INCATE	0.001	0.007	0.999	7.76E-4	0.644	0.207	4.94E-7	0.738	5.17E-5	1201
SHORTSLD	0.001	0.007	0.999	3.4E-4	0.283	0.071	4.92E-7	0.745	5.22E-5	0

Table 2.624: Top 27 most significant SLDs for gTLD 'paris'. The SLD list holds 74.483% of the entries found in the gTLD and  $5.22E-5$  of the total number of entries for the entire experiment. **count** represents the number of records found for the SLD (in parts per million). **sldDiv** is the raw count divided by the number of records of this gTLD dump file. **oR** is the ratio of raw count to the total number of records of the experiment.  **$\phi$ -sldDiv** represents the  $\phi$  percentile of sldDiv on the entire data-set. **a-srcDiv** is the cumulative srcDiv variable. **a-oR** is the cumulative oR.

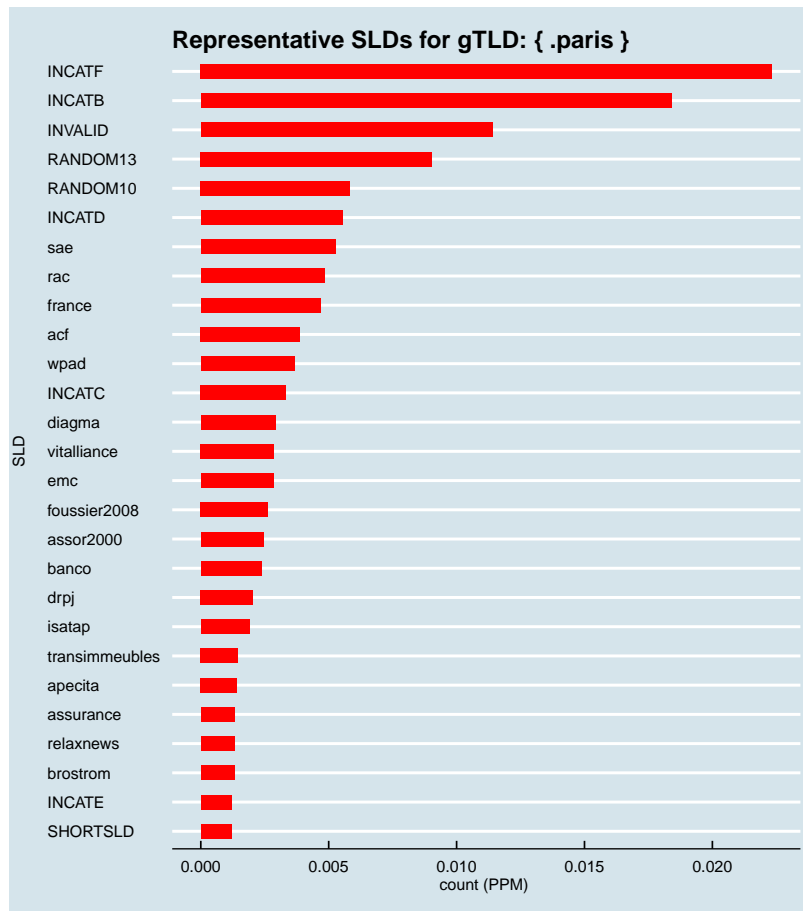


Figure 2.1247: Representative SLDs for gTLD: { .paris }. The *x* axis displays number of times (in parts per million) the corresponding SLD (*y* axis) was found in the gTLD.

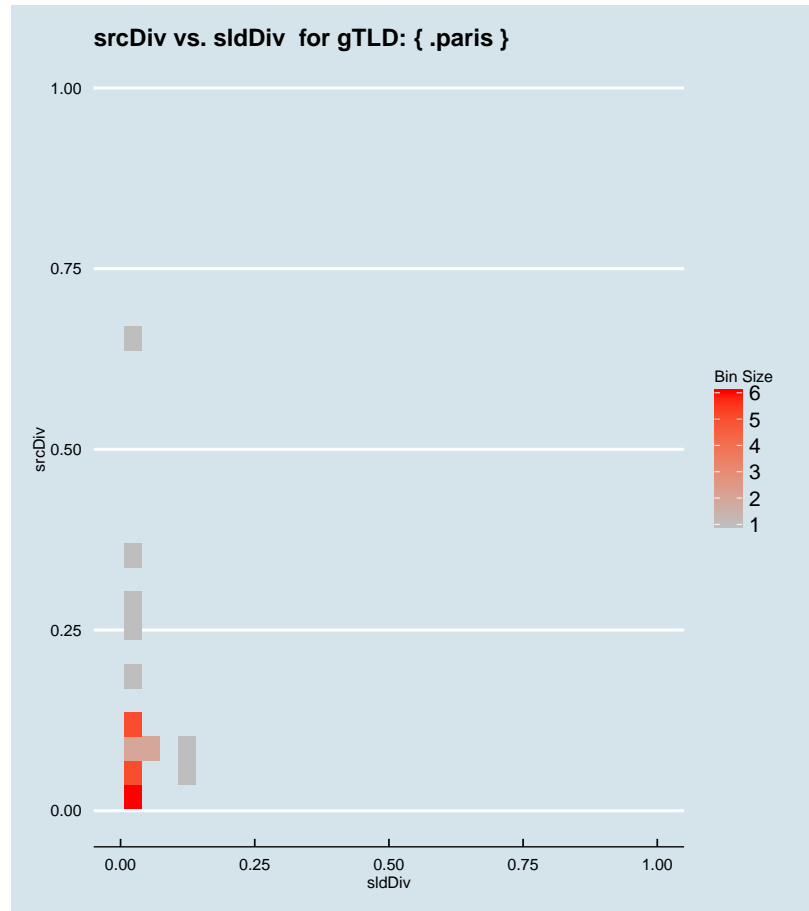


Figure 2.1248: Binned scatter-plot of srcDiv and sldDiv for gTLD: { .paris }.

### :: 2.869 Representative SLDs for gTLD: { .pars }

In this section, we collect representative SLDs related to gTLD: 'pars'. We found 1 unique SLDs after filtering. A total of 1862 records were considered representative and they are 18.770% of the gTLD dump. Since the total number of records for this gTLD is 1862, there are 0 non-representative records (NRep). In addition, this set comprises  $7.63E-7$  of the entire data-set. Table 2.625 shows the corresponding SLDs ordered by the level of importance. Figure 2.1249 shows the record count (PPM) for each representative SLD. Figure 2.1250 shows the binned scatter-plot of srcDiv and sldDiv.

► { .pars }  
Total SLDs: 1  
a-sldDiv: 18.770%  
a-oR: 0.000%  
NRep: 0



Individual SLD descriptors for gTLD: {pars}										
SLD	count	sldDiv	$\phi$ -sldDiv	ipcount	srcDiv	$\phi$ -srcDiv	oR	a-srcDiv	a-oR	rem
INCATF	0.002	0.188	1.000	3.22E-4	0.173	0.038	7.63E-7	0.188	7.63E-7	0

Table 2.625: Top 1 most significant SLDs for gTLD 'pars'. The SLD list holds 18.770% of the entries found in the gTLD and 7.63E-7 of the total number of entries for the entire experiment. **count** represents the number of records found for the SLD (in parts per million). **sldDiv** is the raw count divided by the number of records of this gTLD dump file. **oR** is the ratio of raw count to the total number of records of the experiment.  **$\phi$ -sldDiv** represents the  $\phi$  percentile of sldDiv on the entire data-set. **a-srcDiv** is the cumulative srcDiv variable. **a-oR** is the cumulative oR.




Figure 2.1249: Representative SLDs for gTLD: { .pars}. The  $x$  axis displays number of times (in parts per million) the corresponding SLD ( $y$  axis) was found in the gTLD.

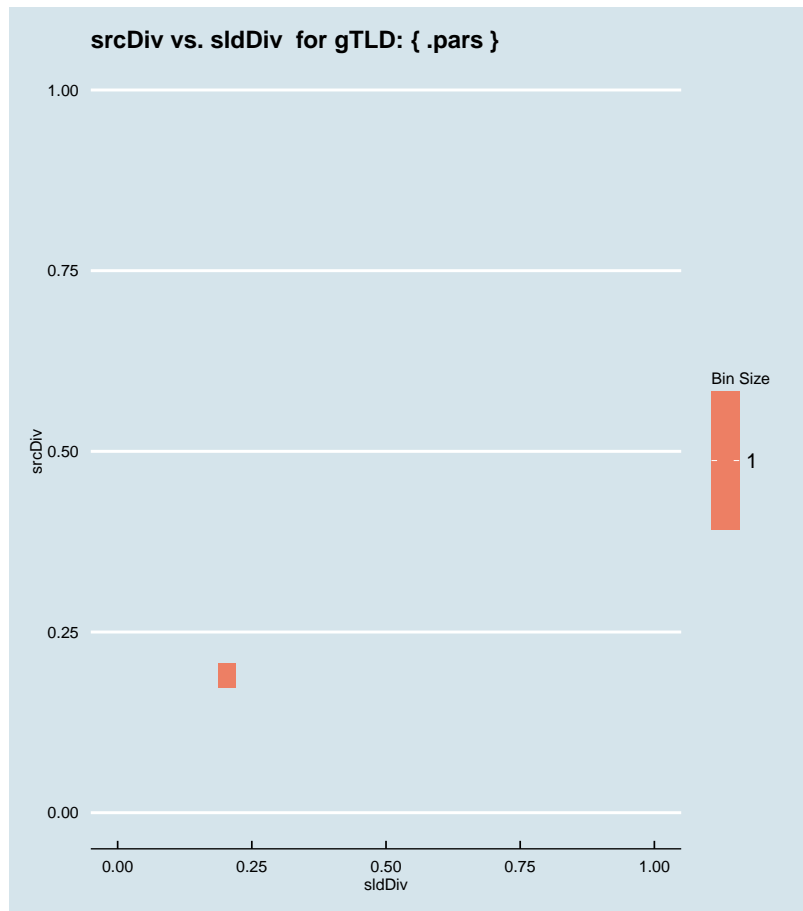


Figure 2.1250: Binned scatter-plot of srcDiv and sldDiv for gTLD: { .pars}.

### :: 2.870 Representative SLDs for gTLD: { .partners }

In this section, we collect representative SLDs related to gTLD: 'partners'. We found 10 unique SLDs after filtering. A total of 83619 records were considered representative and they are 88.443% of the gTLD dump. Since the total number of records for this gTLD is 83619, there are 0 non-representative records (NRep). In addition, this set comprises 3.43E-5 of the entire data-set. Table 2.626 shows the corresponding SLDs ordered by the level of importance. Figure 2.1251 shows the record count (PPM) for each representative SLD. Figure 2.1252 shows the binned scatter-plot of srcDiv and sldDiv.

► { .partners }  
 Total SLDs: 10  
 a-sldDiv: 88.443%  
 a-oR: 0.003%  
 NRep: 0

Individual SLD descriptors for gTLD: {,partners}										
SLD	count	sldDiv	$\phi$ -sldDiv	ipcount	srcDiv	$\phi$ -srcDiv	oR	a-srcDiv	a-oR	rem
markit	0.046	0.487	1.000	0.003	0.066	0.009	1.89E-5	0.487	1.89E-5	37545
INCATF	0.014	0.144	1.000	0.001	0.091	0.014	5.57E-6	0.631	2.45E-5	23953
RANDOM13	0.008	0.086	1.000	9.62E-4	0.119	0.022	3.33E-6	0.717	2.78E-5	15837
INVALID	0.003	0.033	1.000	3.75E-4	0.121	0.022	1.27E-6	0.750	2.9E-5	12747
oss	0.003	0.031	1.000	1.6E-5	0.006	2.15E-4	1.19E-6	0.780	3.02E-5	9855
INCATD	0.003	0.028	0.999	6.19E-4	0.232	0.055	1.09E-6	0.808	3.13E-5	7190
flutec	0.002	0.023	0.999	1.65E-4	0.074	0.011	9.08E-7	0.832	3.22E-5	4974
wood	0.002	0.020	0.999	7.8E-5	0.041	0.004	7.86E-7	0.852	3.3E-5	3056
nsc	0.002	0.020	0.999	8.1E-5	0.044	0.005	7.63E-7	0.872	3.38E-5	1194
RANDOM10	0.001	0.013	0.999	1.67E-4	0.140	0.027	4.89E-7	0.884	3.43E-5	0

Table 2.626: Top 10 most significant SLDs for gTLD 'partners'. The SLD list holds 88.443% of the entries found in the gTLD and  $3.43E-5$  of the total number of entries for the entire experiment. **count** represents the number of records found for the SLD (in parts per million). **sldDiv** is the raw count divided by the number of records of this gTLD dump file. **oR** is the ratio of raw count to the total number of records of the experiment.  **$\phi$ -sldDiv** represents the  $\phi$  percentile of sldDiv on the entire data-set. **a-srcDiv** is the cumulative srcDiv variable. **a-oR** is the cumulative oR.

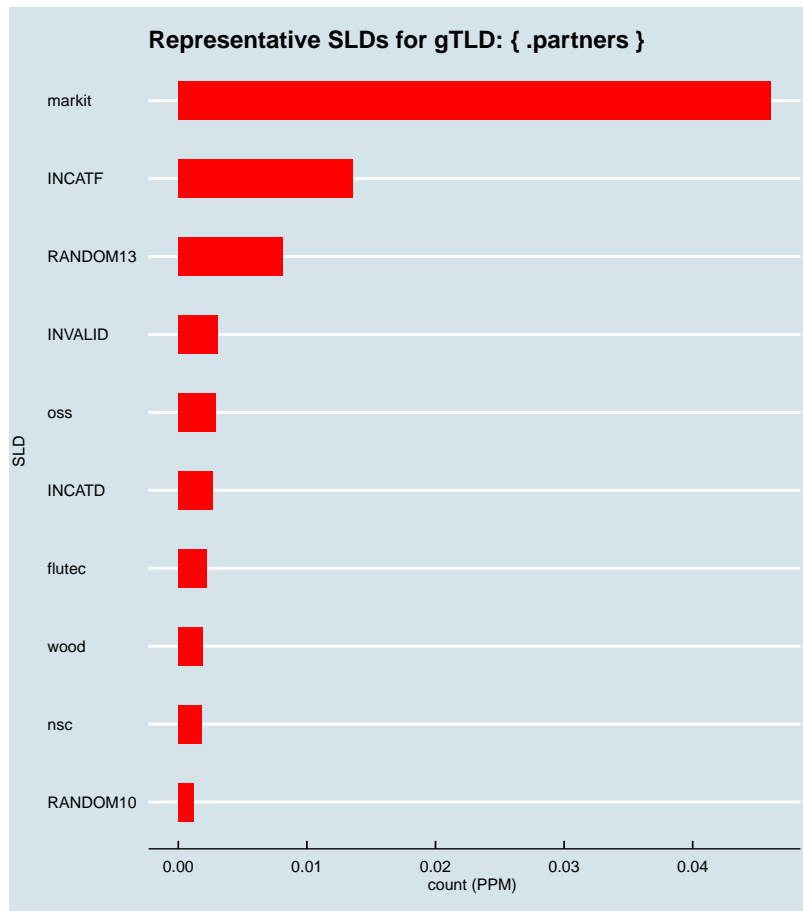


Figure 2.1251: Representative SLDs for gTLD: { .partners }. The x axis displays number of times (in parts per million) the corresponding SLD (y axis) was found in the gTLD.



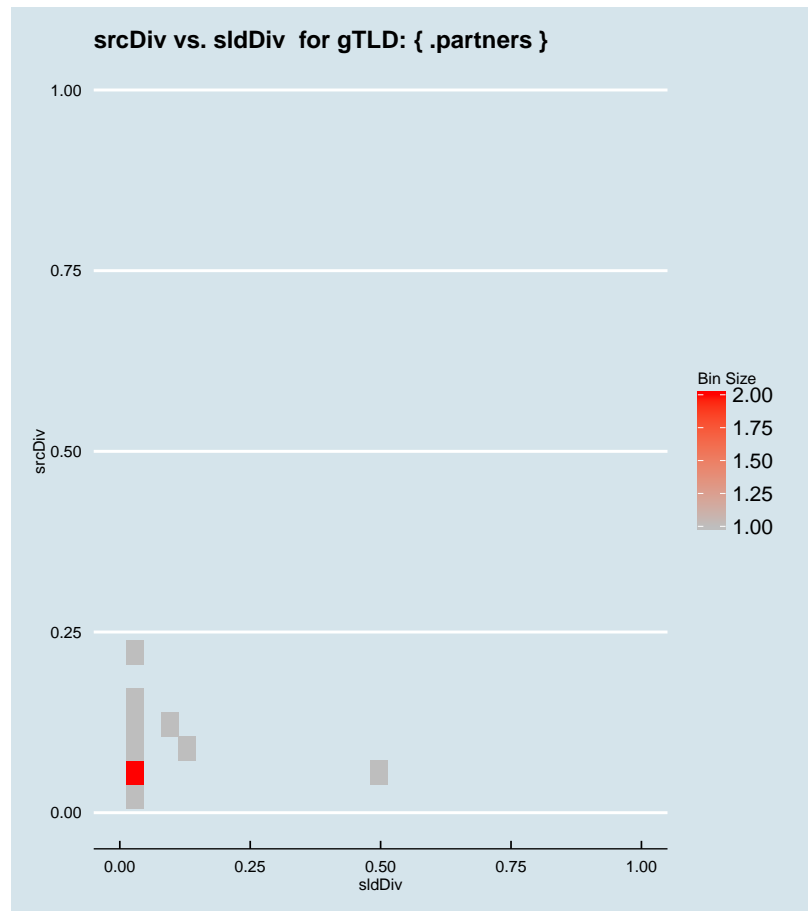


Figure 2.1252: Binned scatter-plot of srcDiv and sldDiv for gTLD: { .partners}.

### :: 2.871 Representative SLDs for gTLD: { .parts }

In this section, we collect representative SLDs related to gTLD: 'parts'. We found 3 unique SLDs after filtering. A total of 6876 records were considered representative and they are 41.142% of the gTLD dump. Since the total number of records for this gTLD is 6876, there are 0 non-representative records (NRep). In addition, this set comprises 2.82E-6 of the entire data-set. Table 2.627 shows the corresponding SLDs ordered by the level of importance. Figure 2.1253 shows the record count (PPM) for each representative SLD. Figure 2.1254 shows the binned scatter-plot of srcDiv and sldDiv.

► { .parts }  
Total SLDs: 3  
a-sldDiv: 41.142%  
a-oR: 0.000%  
NRep: 0

Individual SLD descriptors for gTLD: {parts}										
SLD	count	sldDiv	$\phi$ -sldDiv	ipcount	srcDiv	$\phi$ -srcDiv	oR	a-srcDiv	a-oR	rem
RANDOM13	0.003	0.202	1.000	2.46E-4	0.073	0.011	1.38E-6	0.202	1.38E-6	3501
espresso	0.002	0.128	1.000	5.8E-5	0.027	0.002	8.75E-7	0.330	2.26E-6	1366
INCATB	0.001	0.082	1.000	1.5E-4	0.110	0.019	5.6E-7	0.411	2.82E-6	0

Table 2.627: Top 3 most significant SLDs for gTLD 'parts'. The SLD list holds 41.142% of the entries found in the gTLD and 2.82E-6 of the total number of entries for the entire experiment. **count** represents the number of records found for the SLD (in parts per million). **sldDiv** is the raw count divided by the number of records of this gTLD dump file. **oR** is the ratio of raw count to the total number of records of the experiment.  **$\phi$ -sldDiv** represents the  $\phi$  percentile of sldDiv on the entire data-set. **a-srcDiv** is the cumulative srcDiv variable. **a-oR** is the cumulative oR.

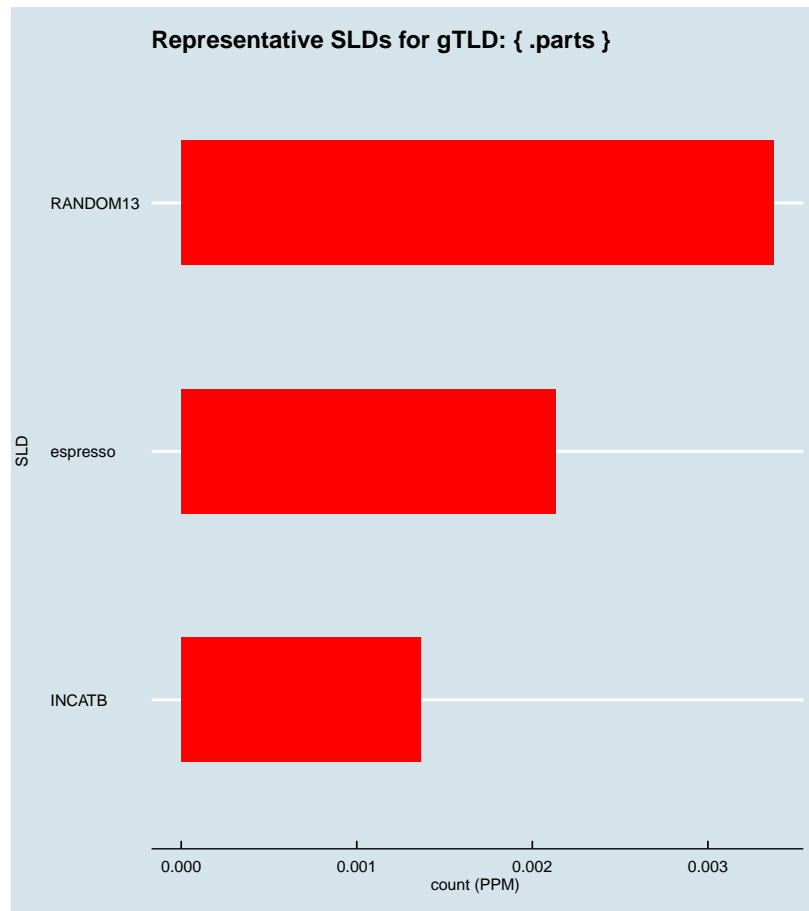


Figure 2.1253: Representative SLDs for gTLD: { .parts}. The x axis displays number of times (in parts per million) the corresponding SLD (y axis) was found in the gTLD.

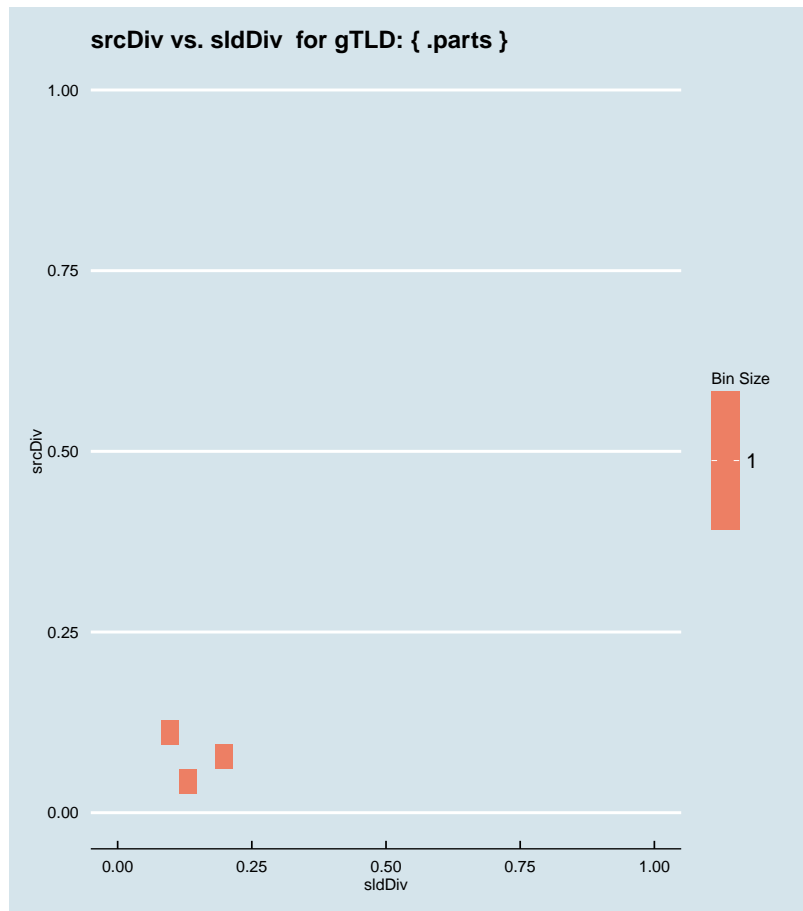


Figure 2.1254: Binned scatter-plot of srcDiv and sldDiv for gTLD: {.parts}.

### :: 2.872 Representative SLDs for gTLD: {.party}

In this section, we collect representative SLDs related to gTLD: 'party'. We found 9 unique SLDs after filtering. A total of 19227 records were considered representative and they are 71.938% of the gTLD dump. Since the total number of records for this gTLD is 19227, there are 0 non-representative records (NRep). In addition, this set comprises  $7.88E-6$  of the entire data-set. Table 2.628 shows the corresponding SLDs ordered by the level of importance. Figure 2.1255 shows the record count (PPM) for each representative SLD. Figure 2.1256 shows the binned scatter-plot of srcDiv and sldDiv.

► {.party}  
 Total SLDs: 9  
 a-sldDiv: 71.938%  
 a-oR: 0.001%  
 NRep: 0

Individual SLD descriptors for gTLD: {party}										
SLD	count	sldDiv	$\phi$ -sldDiv	ipcount	srcDiv	$\phi$ -srcDiv	oR	a-srcDiv	a-oR	rem
INVALID	0.006	0.208	1.000	4.46E-4	0.080	0.012	2.28E-6	0.208	2.28E-6	13669
splash	0.003	0.104	1.000	1.4E-5	0.005	1.88E-4	1.14E-6	0.312	3.42E-6	10886
INCATC	0.002	0.074	1.000	4.46E-4	0.225	0.053	8.13E-7	0.386	4.23E-6	8902
unum	0.002	0.070	1.000	5E-6	0.003	8.1E-5	7.68E-7	0.456	5E-6	7028
service	0.002	0.064	1.000	5E-6	0.003	9.08E-5	7.03E-7	0.521	5.7E-6	5313
RANDOM10	0.001	0.055	1.000	2.42E-4	0.165	0.034	6.01E-7	0.575	6.3E-6	3847
INCATB	0.001	0.055	1.000	5.13E-4	0.352	0.098	5.97E-7	0.630	6.9E-6	2389
isatap	0.001	0.045	1.000	4.62E-4	0.382	0.105	4.95E-7	0.675	7.4E-6	1181
RANDOM13	0.001	0.044	1.000	2.55E-4	0.216	0.050	4.84E-7	0.719	7.88E-6	0

Table 2.628: Top 9 most significant SLDs for gTLD 'party'. The SLD list holds 71.938% of the entries found in the gTLD and 7.88E-6 of the total number of entries for the entire experiment. **count** represents the number of records found for the SLD (in parts per million). **sldDiv** is the raw count divided by the number of records of this gTLD dump file. **oR** is the ratio of raw count to the total number of records of the experiment.  **$\phi$ -sldDiv** represents the  $\phi$  percentile of sldDiv on the entire data-set. **a-srcDiv** is the cumulative srcDiv variable. **a-oR** is the cumulative oR.

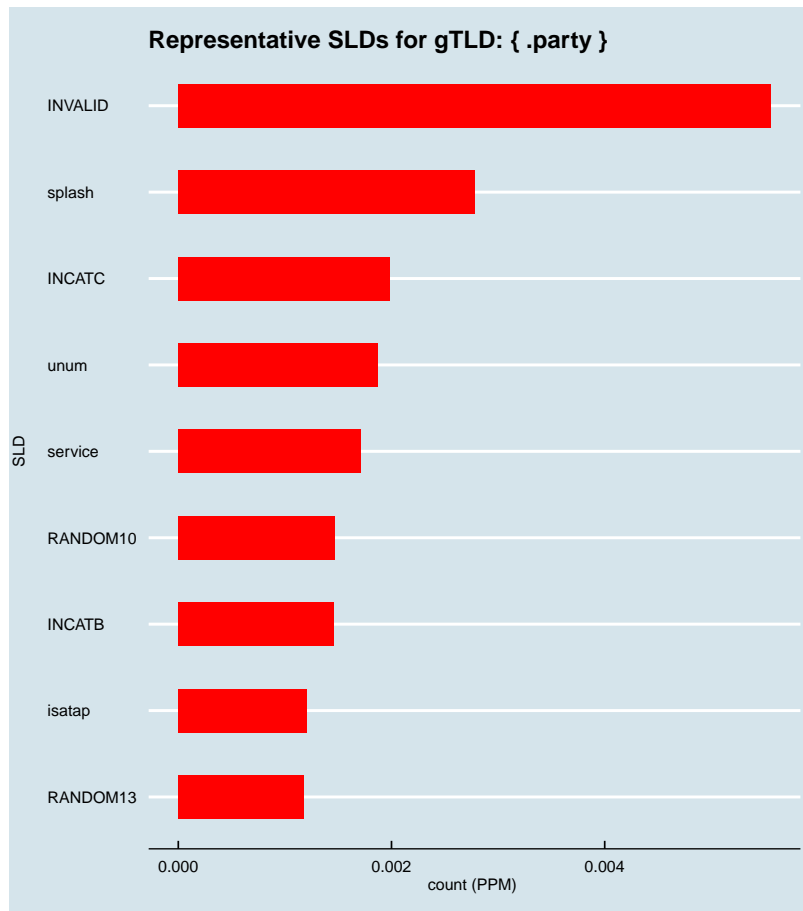


Figure 2.1255: Representative SLDs for gTLD: { .party }. The x axis displays number of times (in parts per million) the corresponding SLD (y axis) was found in the gTLD.

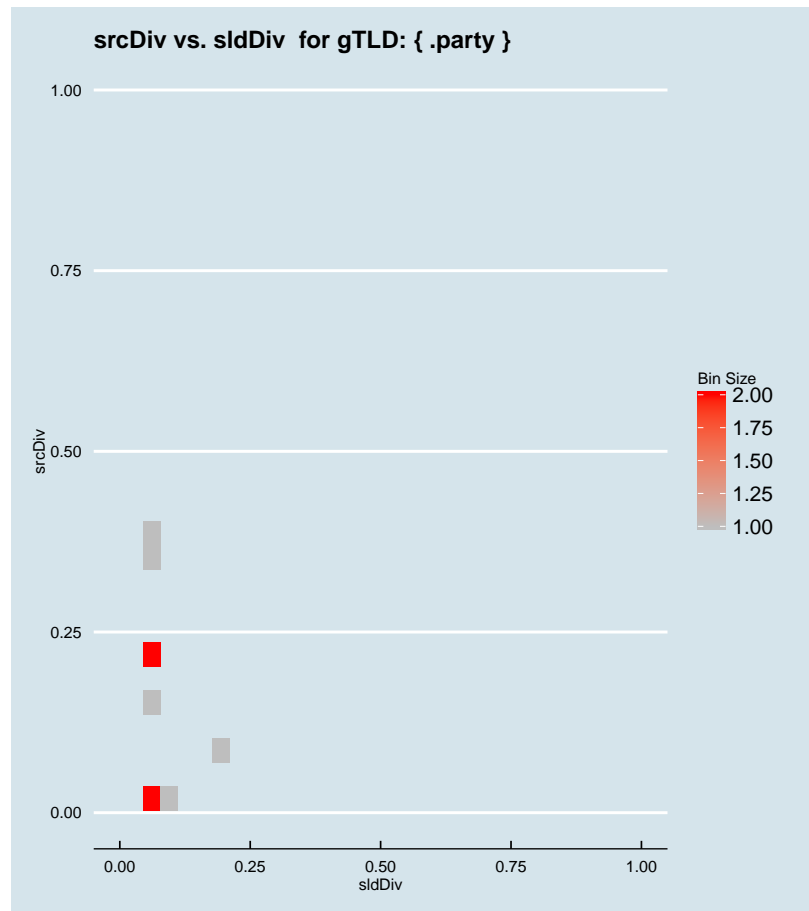


Figure 2.1256: Binned scatter-plot of srcDiv and sldDiv for gTLD: {.party}.

### :: 2.873 Representative SLDs for gTLD: {.passagens}

In this section, we collect representative SLDs related to gTLD: 'passagens'. We found 0 unique SLDs after filtering. A total of 0 records were considered representative and they are 0.000% of the gTLD dump. Since the total number of records for this gTLD is 0, there are 0 non-representative records (NRep). In addition, this set comprises 0E0 of the entire data-set.

► {.passagens}  
Total SLDs: 0  
a-sldDiv: 0.000%  
a-oR: 0.000%  
NRep: 0

### :: 2.874 Representative SLDs for gTLD: {.patagonia}

In this section, we collect representative SLDs related to gTLD: 'patagonia'. We found

► {.patagonia}  
Total SLDs: 1  
a-sldDiv: 36.198%  
a-oR: 0.000%  
NRep: 0

1 unique SLDs after filtering. A total of 1394 records were considered representative and they are 36.198% of the gTLD dump. Since the total number of records for this gTLD is 1394, there are 0 non-representative records (NRep). In addition, this set comprises  $5.71E-7$  of the entire data-set. Table 2.629 shows the corresponding SLDs ordered by the level of importance. Figure 2.1257 shows the record count (PPM) for each representative SLD. Figure 2.1258 shows the binned scatter-plot of srcDiv and sldDiv.

Individual SLD descriptors for gTLD: {patagonia}										
SLD	count	sldDiv	$\phi$ -sldDiv	ipcount	srcDiv	$\phi$ -srcDiv	oR	a-srcDiv	a-oR	rem
INVALID	0.001	0.362	1.000	$2.11E-4$	0.151	0.031	$5.71E-7$	0.362	$5.71E-7$	0

Table 2.629: Top 1 most significant SLDs for gTLD 'patagonia'. The SLD list holds 36.198% of the entries found in the gTLD and  $5.71E-7$  of the total number of entries for the entire experiment. **count** represents the number of records found for the SLD (in parts per million). **sldDiv** is the raw count divided by the number of records of this gTLD dump file. **oR** is the ratio of raw count to the total number of records of the experiment.  **$\phi$ -sldDiv** represents the  $\phi$  percentile of sldDiv on the entire data-set. **a-srcDiv** is the cumulative srcDiv variable. **a-oR** is the cumulative oR.






Figure 2.1257: Representative SLDs for gTLD: { .patagonia }. The  $x$  axis displays number of times (in parts per million) the corresponding SLD ( $y$  axis) was found in the gTLD.

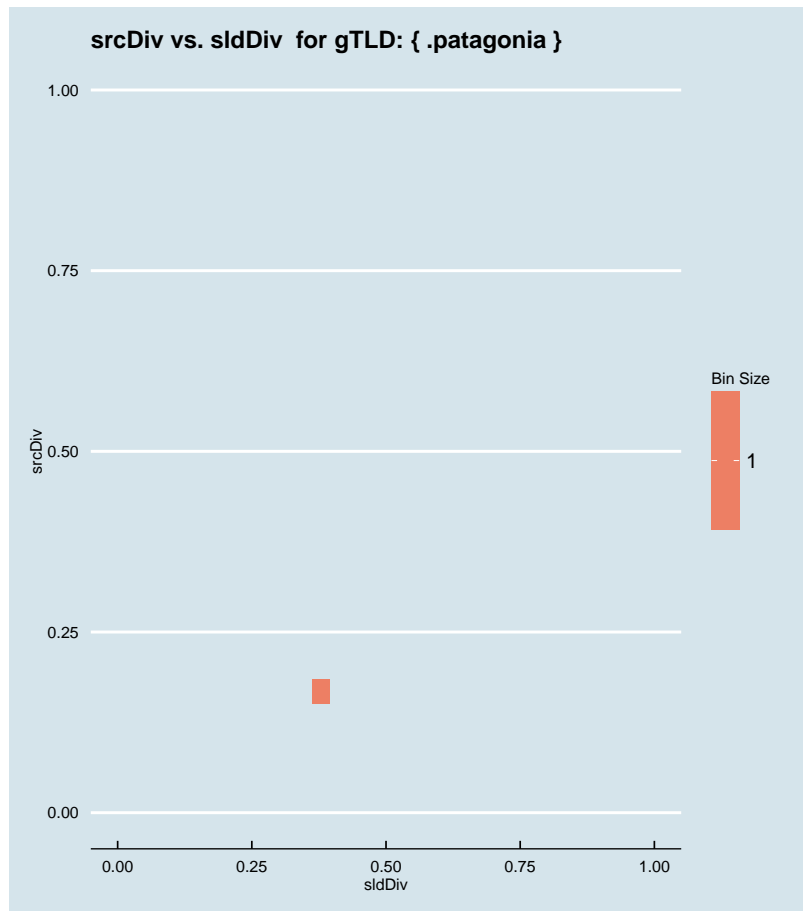


Figure 2.1258: Binned scatter-plot of srcDiv and sldDiv for gTLD: { .patagonia }.

### :: 2.875 Representative SLDs for gTLD: { .patch }

In this section, we collect representative SLDs related to gTLD: 'patch'. We found 3 unique SLDs after filtering. A total of 6000 records were considered representative and they are 34.180% of the gTLD dump. Since the total number of records for this gTLD is 6000, there are 0 non-representative records (NRep). In addition, this set comprises 2.46E-6 of the entire data-set. Table 2.630 shows the corresponding SLDs ordered by the level of importance. Figure 2.1259 shows the record count (PPM) for each representative SLD. Figure 2.1260 shows the binned scatter-plot of srcDiv and sldDiv.

► { .patch }  
 Total SLDs: 3  
 a-sldDiv: 34.180%  
 a-oR: 0.000%  
 NRep: 0

Individual SLD descriptors for gTLD: {patch}										
SLD	count	sldDiv	$\phi$ -sldDiv	ipcount	srcDiv	$\phi$ -srcDiv	oR	a-srcDiv	a-oR	rem
INVALID	0.003	0.188	1.000	7.61E-4	0.230	0.054	1.36E-6	0.188	1.36E-6	2692
RANDOM13	0.001	0.085	1.000	2.98E-4	0.201	0.048	6.09E-7	0.273	1.96E-6	1206
INCATF	0.001	0.069	1.000	3.7E-5	0.031	0.003	4.94E-7	0.342	2.46E-6	0

Table 2.630: Top 3 most significant SLDs for gTLD 'patch'. The SLD list holds 34.180% of the entries found in the gTLD and 2.46E-6 of the total number of entries for the entire experiment. **count** represents the number of records found for the SLD (in parts per million). **sldDiv** is the raw count divided by the number of records of this gTLD dump file. **oR** is the ratio of raw count to the total number of records of the experiment.  **$\phi$ -sldDiv** represents the  $\phi$  percentile of sldDiv on the entire data-set. **a-srcDiv** is the cumulative srcDiv variable. **a-oR** is the cumulative oR.

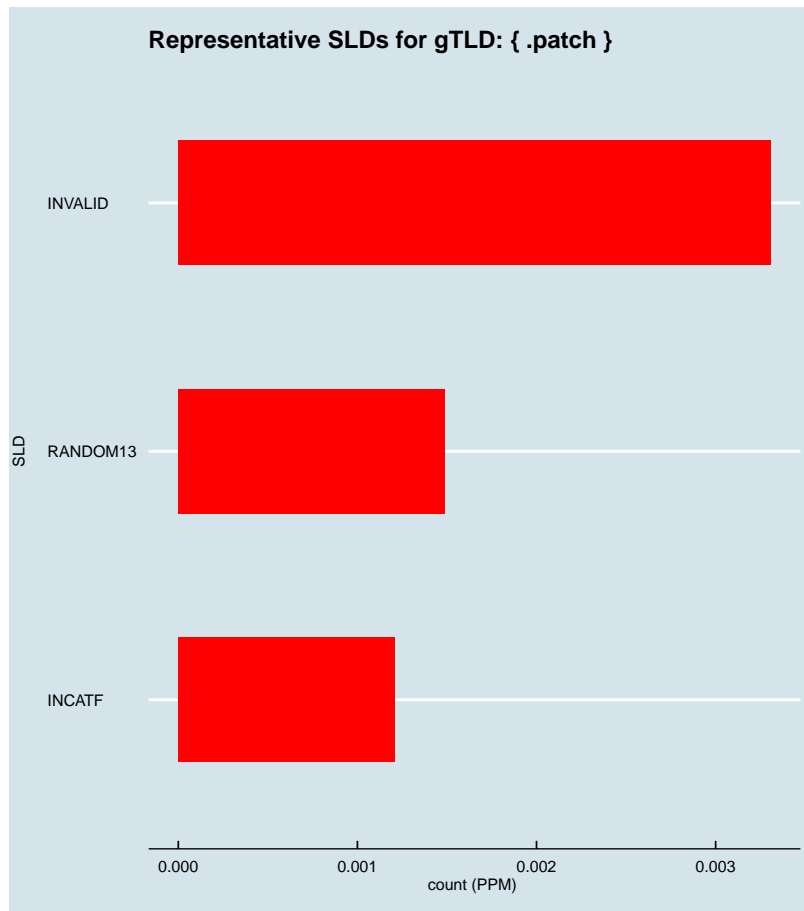


Figure 2.1259: Representative SLDs for gTLD: { .patch }. The x axis displays number of times (in parts per million) the corresponding SLD (y axis) was found in the gTLD.

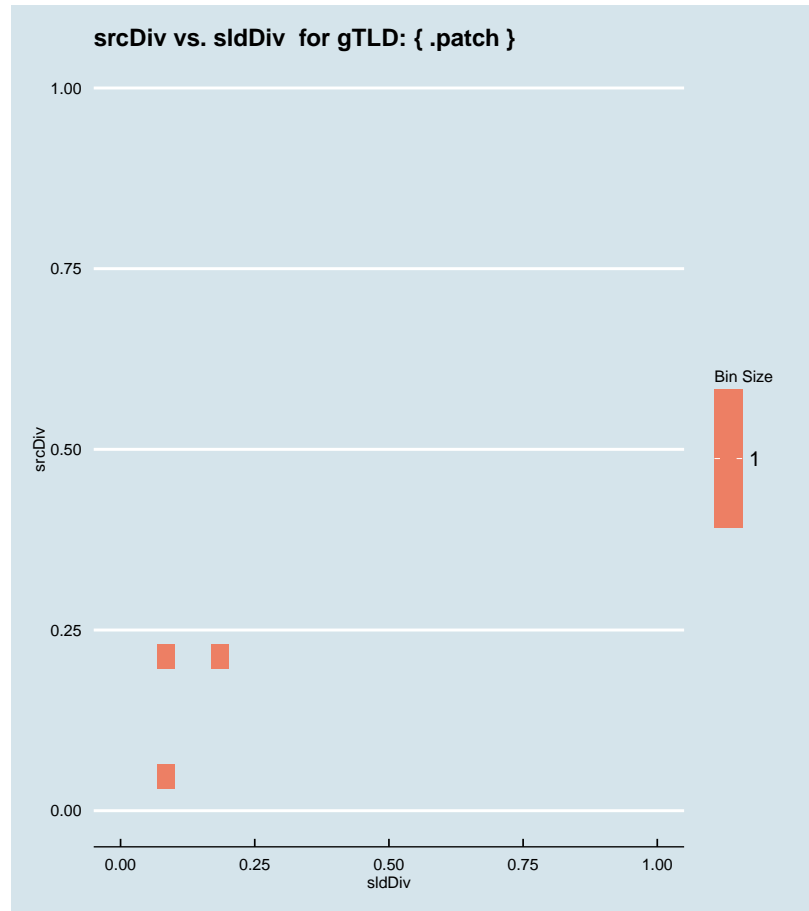


Figure 2.1260: Binned scatter-plot of srcDiv and sldDiv for gTLD: { .patch }.

### :: 2.876 Representative SLDs for gTLD: { .pay }

In this section, we collect representative SLDs related to gTLD: 'pay'. We found 7 unique SLDs after filtering. A total of 62117 records were considered representative and they are 87.821% of the gTLD dump. Since the total number of records for this gTLD is 62117, there are 0 non-representative records (NRep). In addition, this set comprises 2.55E-5 of the entire data-set. Table 2.631 shows the corresponding SLDs ordered by the level of importance. Figure 2.1261 shows the record count (PPM) for each representative SLD. Figure 2.1262 shows the binned scatter-plot of srcDiv and sldDiv.

► { .pay }  
Total SLDs: 7  
a-sldDiv: 87.821%  
a-oR: 0.003%  
NRep: 0

Individual SLD descriptors for gTLD: {.pay}										
SLD	count	sldDiv	$\phi$ -sldDiv	ipcount	srcDiv	$\phi$ -srcDiv	oR	a-srcDiv	a-oR	rem
INCATB	0.035	0.488	1.000	0.001	0.031	0.003	1.41E-5	0.488	1.41E-5	27589
INVALID	0.008	0.117	1.000	8.4E-4	0.101	0.017	3.39E-6	0.605	1.75E-5	19312
palatin	0.008	0.107	1.000	4.03E-4	0.053	0.007	3.11E-6	0.713	2.07E-5	11718
INCATE	0.007	0.098	1.000	0.004	0.609	0.200	2.84E-6	0.811	2.35E-5	4779
INCATC	0.002	0.024	0.999	9.45E-4	0.548	0.183	7.06E-7	0.835	2.42E-5	3056
RANDOM13	0.002	0.022	0.999	5.02E-4	0.316	0.080	6.51E-7	0.857	2.49E-5	1467
INCATF	0.001	0.021	0.999	2E-4	0.136	0.026	6.01E-7	0.878	2.55E-5	0

Table 2.631: Top 7 most significant SLDs for gTLD 'pay'. The SLD list holds 87.821% of the entries found in the gTLD and 2.55E-5 of the total number of entries for the entire experiment. **count** represents the number of records found for the SLD (in parts per million). **sldDiv** is the raw count divided by the number of records of this gTLD dump file. **oR** is the ratio of raw count to the total number of records of the experiment.  **$\phi$ -sldDiv** represents the  $\phi$  percentile of sldDiv on the entire data-set. **a-srcDiv** is the cumulative srcDiv variable. **a-oR** is the cumulative oR.

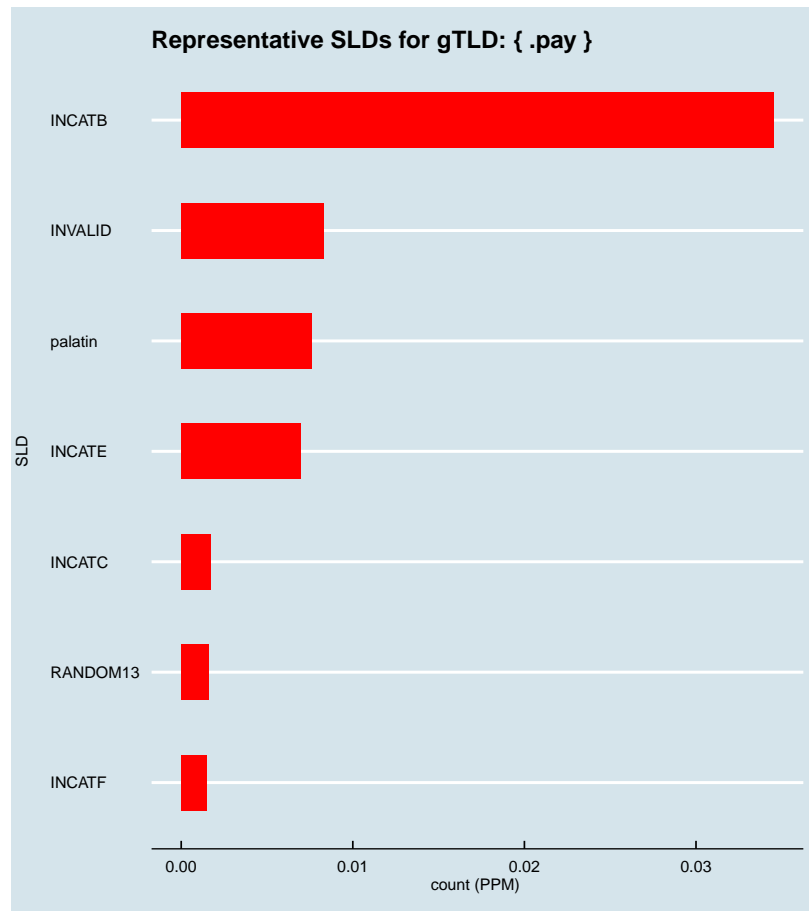


Figure 2.1261: Representative SLDs for gTLD: { .pay }. The  $x$  axis displays number of times (in parts per million) the corresponding SLD ( $y$  axis) was found in the gTLD.

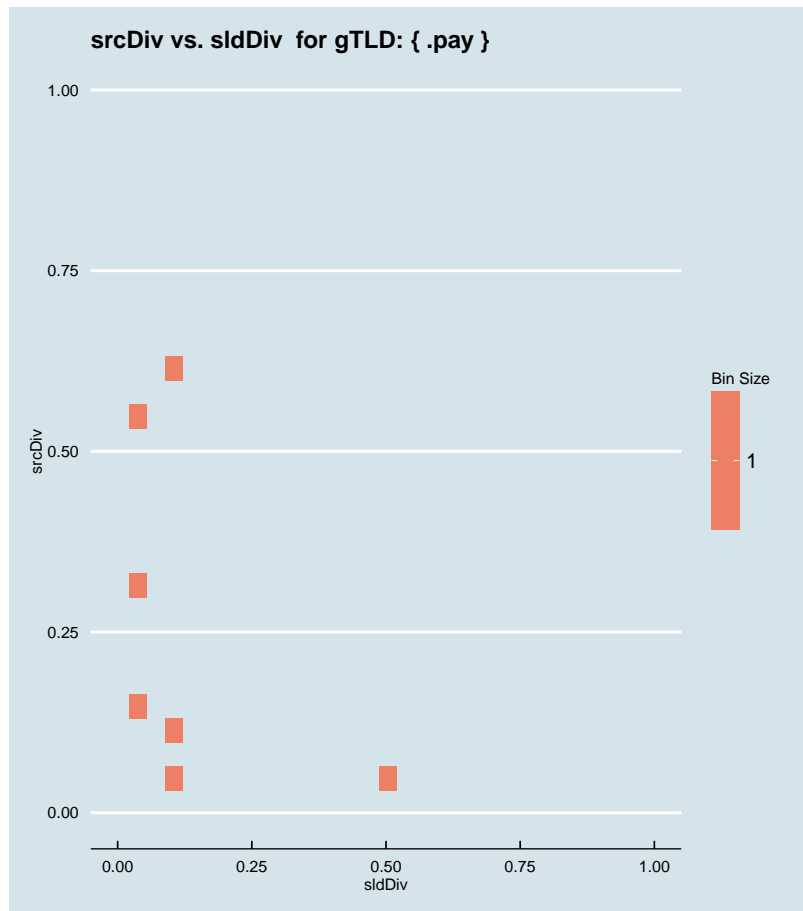


Figure 2.1262: Binned scatter-plot of srcDiv and sldDiv for gTLD: { .pay }.

### :: 2.877 Representative SLDs for gTLD: { .payu }

In this section, we collect representative SLDs related to gTLD: 'payu'. We found 1 unique SLDs after filtering. A total of 3705 records were considered representative and they are 87.094% of the gTLD dump. Since the total number of records for this gTLD is 3705, there are 0 non-representative records (NRep). In addition, this set comprises 1.52E-6 of the entire data-set. Table 2.632 shows the corresponding SLDs ordered by the level of importance. Figure 2.1263 shows the record count (PPM) for each representative SLD. Figure 2.1264 shows the binned scatter-plot of srcDiv and sldDiv.

► { .payu }  
 Total SLDs: 1  
 a-sldDiv: 87.094%  
 a-oR: 0.000%  
 NRep: 0



Individual SLD descriptors for gTLD: {payu}										
SLD	count	sldDiv	$\phi$ -sldDiv	ipcount	srcDiv	$\phi$ -srcDiv	oR	a-srcDiv	a-oR	rem
INCATC	0.004	0.871	1.000	0.001	0.270	0.068	1.52E-6	0.871	1.52E-6	0

Table 2.632: Top 1 most significant SLDs for gTLD 'payu'. The SLD list holds 87.094% of the entries found in the gTLD and 1.52E-6 of the total number of entries for the entire experiment. **count** represents the number of records found for the SLD (in parts per million). **sldDiv** is the raw count divided by the number of records of this gTLD dump file. **oR** is the ratio of raw count to the total number of records of the experiment.  $\phi$ -**sldDiv** represents the  $\phi$  percentile of sldDiv on the entire data-set. **a-srcDiv** is the cumulative srcDiv variable. **a-oR** is the cumulative oR.

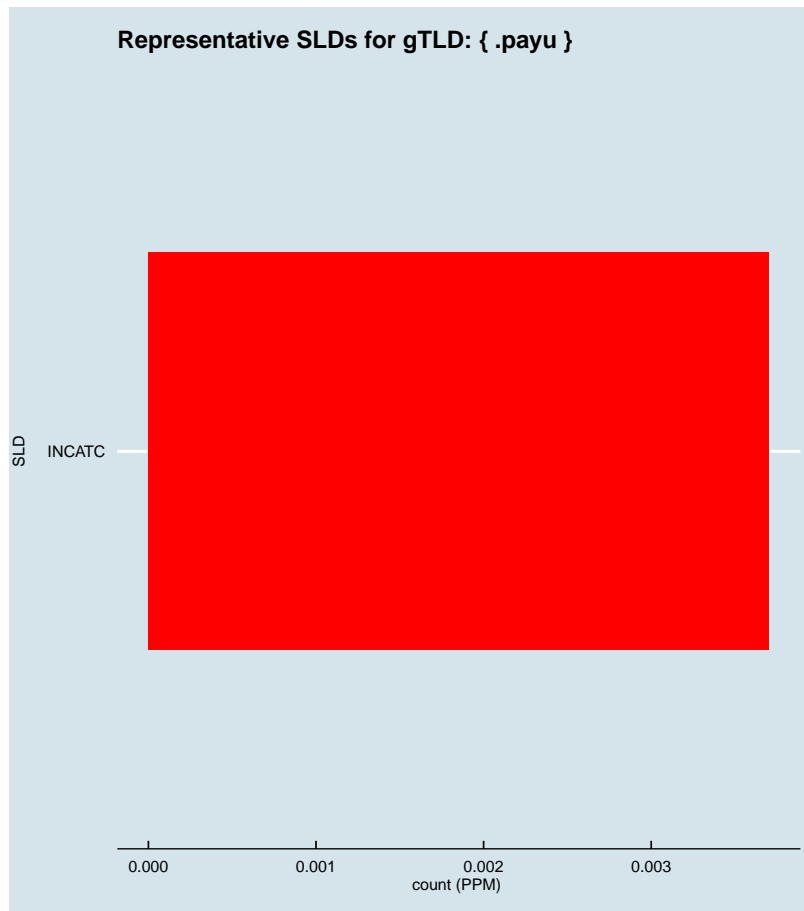


Figure 2.1263: Representative SLDs for gTLD: { .payu }. The  $x$  axis displays number of times (in parts per million) the corresponding SLD ( $y$  axis) was found in the gTLD.

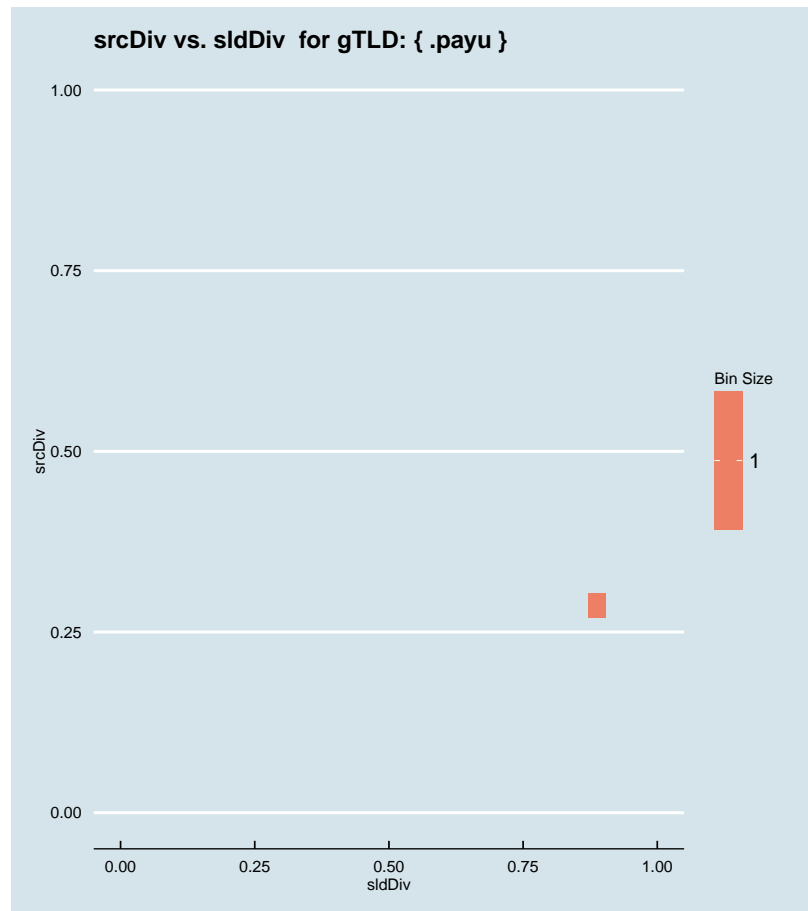


Figure 2.1264: Binned scatter-plot of srcDiv and sldDiv for gTLD: { .payu}.

### :: 2.878 Representative SLDs for gTLD: { .pccw }

In this section, we collect representative SLDs related to gTLD: 'pccw'. We found 9 unique SLDs after filtering. A total of 61771 records were considered representative and they are 74.032% of the gTLD dump. Since the total number of records for this gTLD is 61771, there are 0 non-representative records (NRep). In addition, this set comprises 2.53E-5 of the entire data-set. Table 2.633 shows the corresponding SLDs ordered by the level of importance. Figure 2.1265 shows the record count (PPM) for each representative SLD. Figure 2.1266 shows the binned scatter-plot of srcDiv and sldDiv.

► { .pccw }  
Total SLDs: 9  
a-sldDiv: 74.032%  
a-oR: 0.003%  
NRep: 0

Individual SLD descriptors for gTLD: {pccw}										
SLD	count	sldDiv	$\phi$ -sldDiv	ipcount	srcDiv	$\phi$ -srcDiv	oR	a-srcDiv	a-oR	rem
INVALID	0.019	0.227	1.000	3.47E-4	0.018	0.001	7.77E-6	0.227	7.77E-6	42813
INCATB	0.011	0.130	1.000	3.08E-4	0.028	0.002	4.45E-6	0.357	1.22E-5	31960
RANDOM10	0.008	0.091	1.000	2.16E-4	0.028	0.002	3.12E-6	0.449	1.53E-5	24347
anson-comp...	0.006	0.067	1.000	1E-5	0.002	4.3E-5	2.28E-6	0.515	1.76E-5	18791
wpad	0.004	0.051	1.000	2.3E-4	0.054	0.007	1.76E-6	0.566	1.94E-5	14507
INCATD	0.004	0.051	1.000	1.17E-4	0.028	0.002	1.73E-6	0.617	2.11E-5	10292
isatap	0.003	0.042	1.000	4.09E-4	0.117	0.021	1.43E-6	0.659	2.25E-5	6799
irac2020	0.003	0.041	1.000	1.9E-5	0.006	2.14E-4	1.41E-6	0.700	2.39E-5	3347
RANDOM13	0.003	0.040	1.000	2.29E-4	0.068	0.010	1.37E-6	0.740	2.53E-5	0

Table 2.633: Top 9 most significant SLDs for gTLD 'pccw'. The SLD list holds 74.032% of the entries found in the gTLD and 2.53E-5 of the total number of entries for the entire experiment. **count** represents the number of records found for the SLD (in parts per million). **sldDiv** is the raw count divided by the number of records of this gTLD dump file. **oR** is the ratio of raw count to the total number of records of the experiment.  **$\phi$ -sldDiv** represents the  $\phi$  percentile of sldDiv on the entire data-set. **a-srcDiv** is the cumulative srcDiv variable. **a-oR** is the cumulative oR.

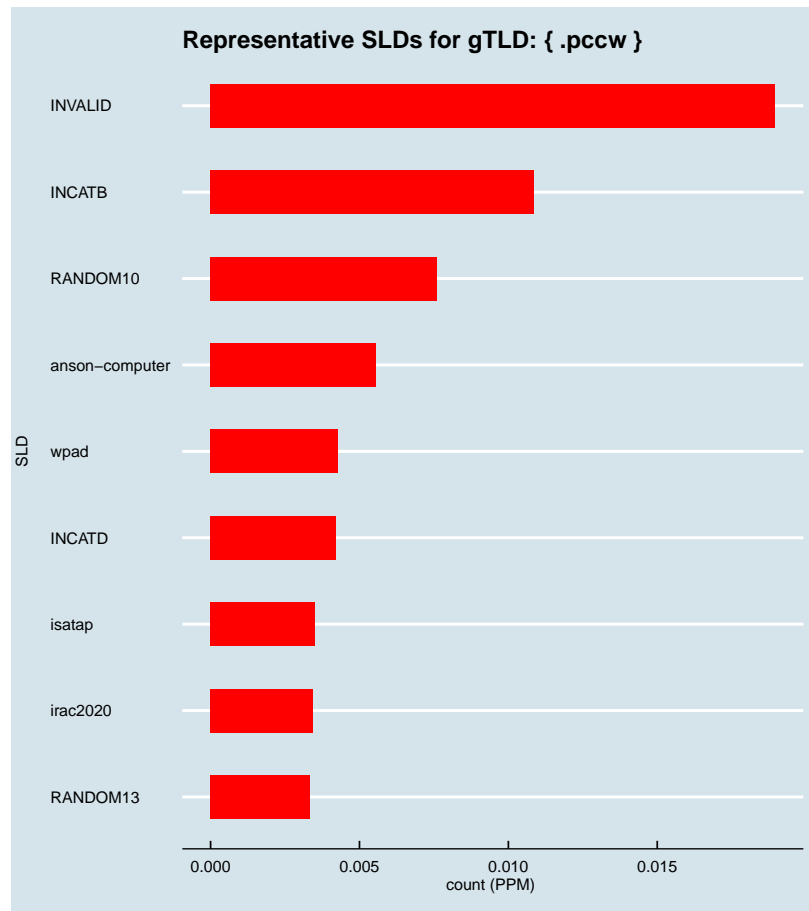


Figure 2.1265: Representative SLDs for gTLD: { .pccw }. The  $x$  axis displays number of times (in parts per million) the corresponding SLD ( $y$  axis) was found in the gTLD.

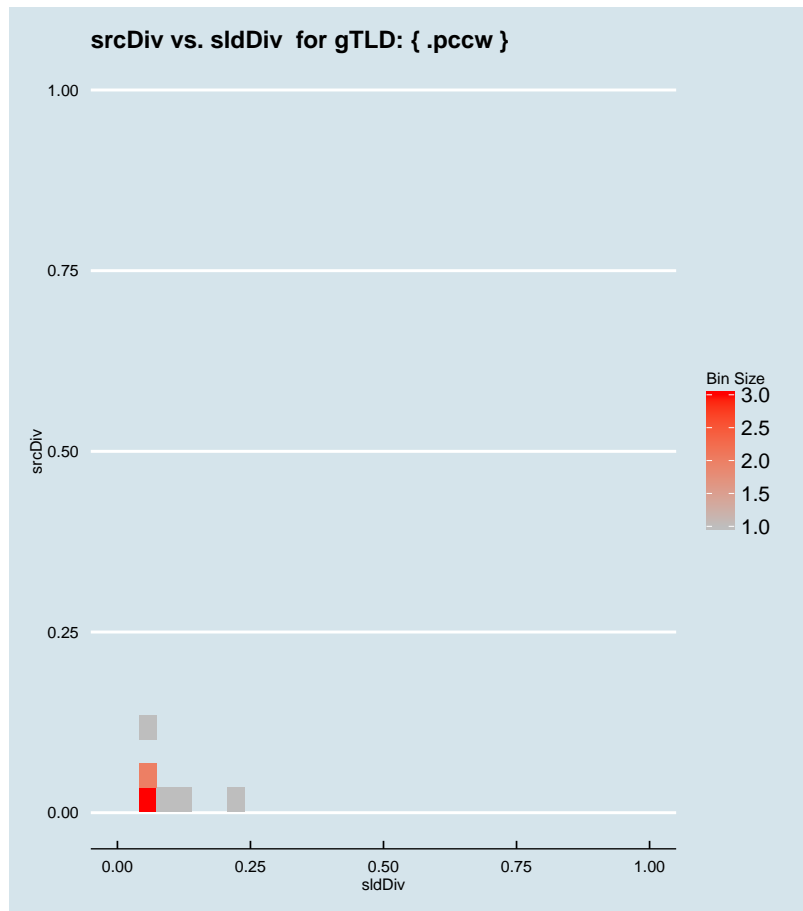


Figure 2.1266: Binned scatter-plot of srcDiv and sldDiv for gTLD: { .pccw }.

∴ 2.879 Representative SLDs for gTLD: { .persiangulf }

In this section, we collect representative SLDs related to gTLD: 'persiangulf'. We found 0 unique SLDs after filtering. A total of 0 records were considered representative and they are 0.000% of the gTLD dump. Since the total number of records for this gTLD is 0, there are 0 non-representative records (NRep). In addition, this set comprises 0E0 of the entire data-set.

► { .persiangulf }  
 Total SLDs: 0  
 a-sldDiv: 0.000%  
 a-oR: 0.000%  
 NRep: 0

∴ 2.880 Representative SLDs for gTLD: { .pet }

In this section, we collect representative SLDs related to gTLD: 'pet'. We found 16

► { .pet }  
 Total SLDs: 16  
 a-sldDiv: 71.363%  
 a-oR: 0.003%  
 NRep: 0

unique SLDs after filtering. A total of 64118 records were considered representative and they are 71.363% of the gTLD dump. Since the total number of records for this gTLD is 64118, there are 0 non-representative records (NRep). In addition, this set comprises  $2.63E-5$  of the entire data-set. Table 2.634 shows the corresponding SLDs ordered by the level of importance. Figure 2.1267 shows the record count (PPM) for each representative SLD. Figure 2.1268 shows the binned scatter-plot of srcDiv and sldDiv.

Individual SLD descriptors for gTLD: {pet}										
SLD	count	sldDiv	$\phi$ -sldDiv	ipcount	srcDiv	$\phi$ -srcDiv	oR	a-srcDiv	a-oR	rem
INCATF	0.016	0.173	1.000	0.001	0.091	0.015	$6.38E-6$	0.173	$6.38E-6$	48539
sergeants	0.010	0.108	1.000	$6.92E-4$	0.071	0.010	$3.99E-6$	0.282	$1.04E-5$	38794
RANDOM13	0.009	0.103	1.000	0.001	0.159	0.033	$3.81E-6$	0.385	$1.42E-5$	29505
INCATE	0.004	0.040	1.000	0.002	0.652	0.208	$1.49E-6$	0.426	$1.57E-5$	25880
INVALID	0.003	0.038	1.000	$5.67E-4$	0.165	0.034	$1.41E-6$	0.464	$1.71E-5$	22435
INCATB	0.003	0.032	1.000	$8.93E-4$	0.308	0.079	$1.19E-6$	0.496	$1.83E-5$	19540
yahoo0bgdn...	0.002	0.027	0.999	$9.37E-4$	0.394	0.107	$9.76E-7$	0.523	$1.92E-5$	17159
yahoo0blgd...	0.002	0.026	0.999	$9.48E-4$	0.398	0.107	$9.75E-7$	0.549	$2.02E-5$	14779
pah0blogdn...	0.002	0.025	0.999	$9.02E-4$	0.403	0.114	$9.16E-7$	0.574	$2.11E-5$	12543
pahn0blogd...	0.002	0.025	0.999	$9.06E-4$	0.407	0.114	$9.13E-7$	0.599	$2.2E-5$	10315
INCATC	0.002	0.024	0.999	0.001	0.528	0.179	$9.02E-7$	0.623	$2.3E-5$	8114
RANDOM10	0.002	0.024	0.999	$3.53E-4$	0.163	0.034	$8.87E-7$	0.647	$2.38E-5$	5949
octal	0.002	0.021	0.999	$2.51E-4$	0.131	0.025	$7.82E-7$	0.669	$2.46E-5$	4040
rfpc-ir	0.001	0.016	0.999	$2.1E-4$	0.148	0.030	$5.81E-7$	0.684	$2.52E-5$	2623
jaicorp	0.001	0.015	0.999	$2.56E-4$	0.192	0.042	$5.45E-7$	0.699	$2.57E-5$	1292
jackspets	0.001	0.014	0.999	$3.06E-4$	0.237	0.056	$5.29E-7$	0.714	$2.63E-5$	0

Table 2.634: Top 16 most significant SLDs for gTLD 'pet'. The SLD list holds 71.363% of the entries found in the gTLD and  $2.63E-5$  of the total number of entries for the entire experiment. **count** represents the number of records found for the SLD (in parts per million). **sldDiv** is the raw count divided by the number of records of this gTLD dump file. **oR** is the ratio of raw count to the total number of records of the experiment.  **$\phi$ -sldDiv** represents the  $\phi$  percentile of sldDiv on the entire data-set. **a-srcDiv** is the cumulative srcDiv variable. **a-oR** is the cumulative oR.

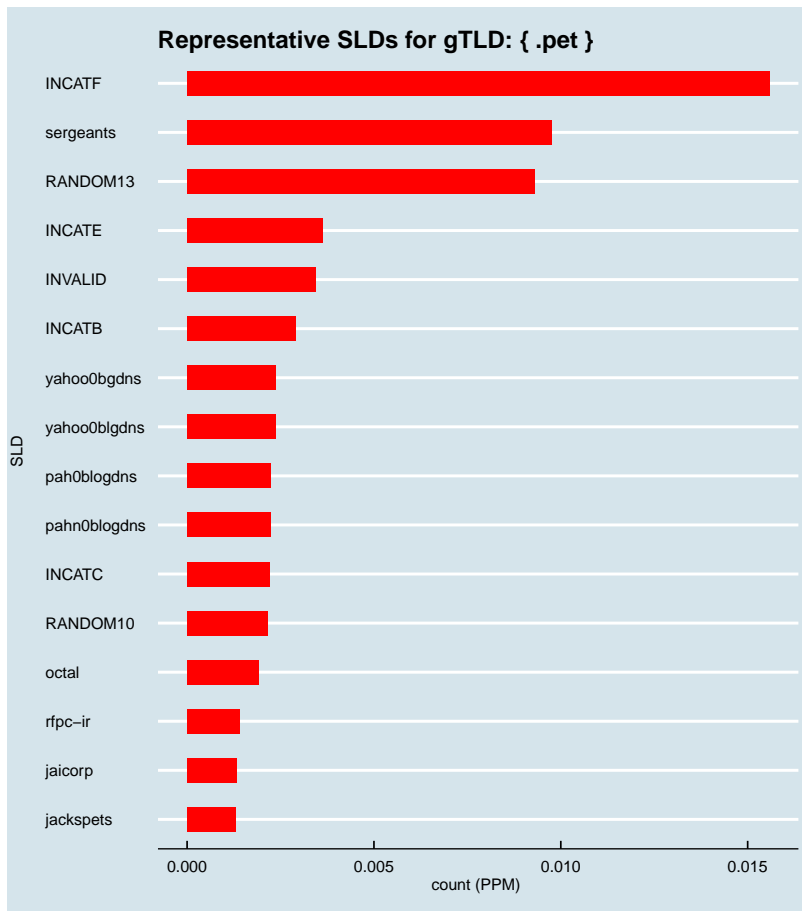


Figure 2.1267: Representative SLDs for gTLD: { .pet }. The x axis displays number of times (in parts per million) the corresponding SLD (y axis) was found in the gTLD.



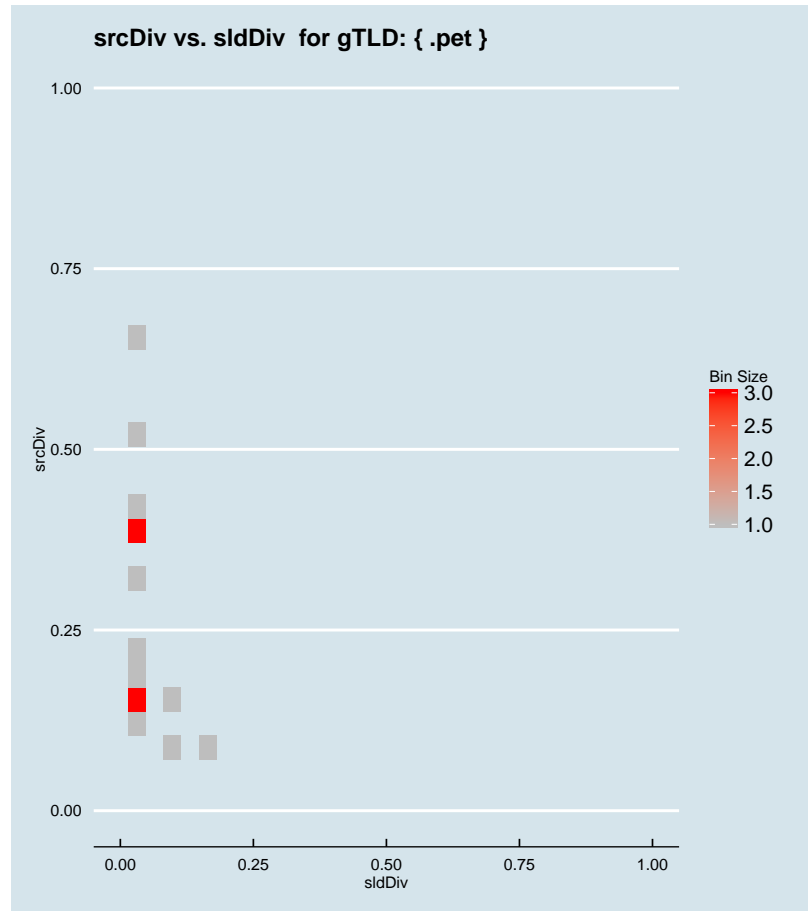


Figure 2.1268: Binned scatter-plot of srcDiv and sldDiv for gTLD: { .pet }.

### :: 2.881 Representative SLDs for gTLD: { .pets }

In this section, we collect representative SLDs related to gTLD: 'pets'. We found 2 unique SLDs after filtering. A total of 3826 records were considered representative and they are 45.859% of the gTLD dump. Since the total number of records for this gTLD is 3826, there are 0 non-representative records (NRep). In addition, this set comprises 1.57E-6 of the entire data-set. Table 2.635 shows the corresponding SLDs ordered by the level of importance. Figure 2.1269 shows the record count (PPM) for each representative SLD. Figure 2.1270 shows the binned scatter-plot of srcDiv and sldDiv.

► { .pets }  
Total SLDs: 2  
a-sldDiv: 45.859%  
a-oR: 0.000%  
NRep: 0



Individual SLD descriptors for gTLD: {pets}										
SLD	count	sldDiv	$\phi$ -sldDiv	ipcount	srcDiv	$\phi$ -srcDiv	oR	a-srcDiv	a-oR	rem
INVALID	0.002	0.230	1.000	1.02E-4	0.053	0.007	7.87E-7	0.230	7.87E-7	1906
INCATB	0.002	0.228	1.000	5.37E-4	0.282	0.071	7.81E-7	0.459	1.57E-6	0

Table 2.635: Top 2 most significant SLDs for gTLD 'pets'. The SLD list holds 45.859% of the entries found in the gTLD and 1.57E-6 of the total number of entries for the entire experiment. **count** represents the number of records found for the SLD (in parts per million). **sldDiv** is the raw count divided by the number of records of this gTLD dump file. **oR** is the ratio of raw count to the total number of records of the experiment.  $\phi$ -**sldDiv** represents the  $\phi$  percentile of sldDiv on the entire data-set. **a-srcDiv** is the cumulative srcDiv variable. **a-oR** is the cumulative oR.

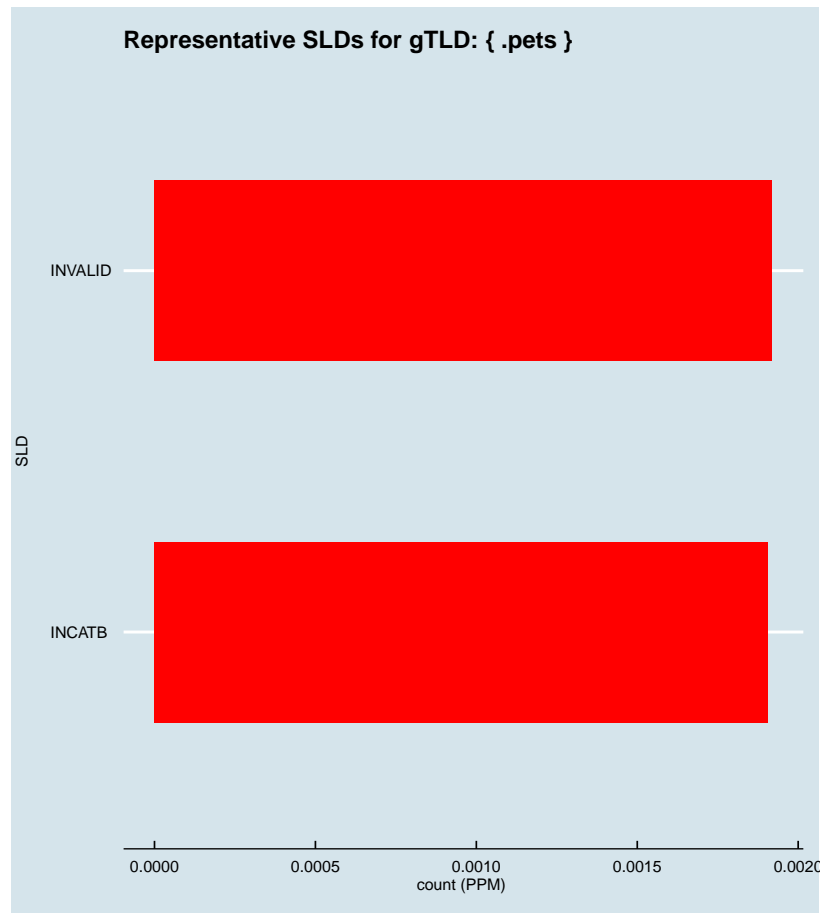


Figure 2.1269: Representative SLDs for gTLD: { .pets}. The  $x$  axis displays number of times (in parts per million) the corresponding SLD ( $y$  axis) was found in the gTLD.

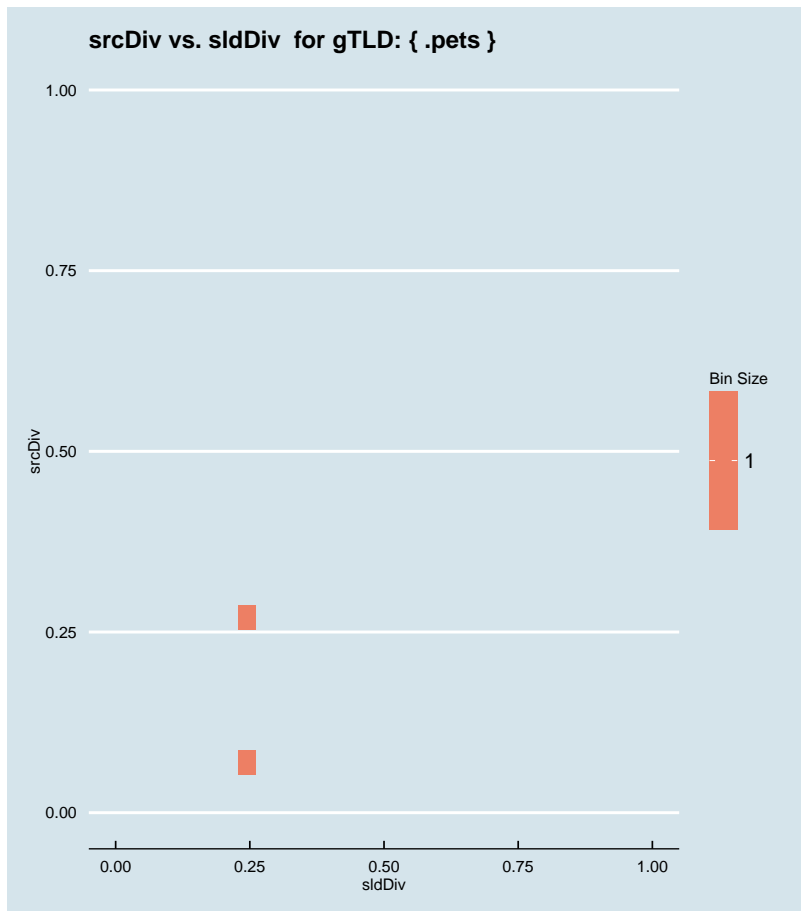


Figure 2.1270: Binned scatter-plot of srcDiv and sldDiv for gTLD: { .pets }.

∴ 2.882 Representative SLDs for gTLD: { .pfizer }

In this section, we collect representative SLDs related to gTLD: 'pfizer'. We found 0 unique SLDs after filtering. A total of 0 records were considered representative and they are 0.000% of the gTLD dump. Since the total number of records for this gTLD is 0, there are 0 non-representative records (NRep). In addition, this set comprises 0E0 of the entire data-set.

► { .pfizer }  
 Total SLDs: 0  
 a-sldDiv: 0.000%  
 a-oR: 0.000%  
 NRep: 0

∴ 2.883 Representative SLDs for gTLD: { .pharmacy }

In this section, we collect representative SLDs related to gTLD: 'pharmacy'. We found

► { .pharmacy }  
 Total SLDs: 7  
 a-sldDiv: 70.572%  
 a-oR: 0.001%  
 NRep: 0

7 unique SLDs after filtering. A total of 24552 records were considered representative and they are 70.572% of the gTLD dump. Since the total number of records for this gTLD is 24552, there are 0 non-representative records (NRep). In addition, this set comprises  $1.01\text{E}-5$  of the entire data-set. Table 2.636 shows the corresponding SLDs ordered by the level of importance. Figure 2.1271 shows the record count (PPM) for each representative SLD. Figure 2.1272 shows the binned scatter-plot of srcDiv and sldDiv.

Individual SLD descriptors for gTLD: {pharmacy}										
SLD	count	sldDiv	$\phi$ -sldDiv	ipcount	srcDiv	$\phi$ -srcDiv	oR	a-srcDiv	a-oR	rem
INVALID	0.008	0.226	1.000	$6.19\text{E}-4$	0.079	0.012	$3.23\text{E}-6$	0.226	$3.23\text{E}-6$	16673
INCATF	0.006	0.181	1.000	$1.94\text{E}-4$	0.031	0.003	$2.58\text{E}-6$	0.408	$5.81\text{E}-6$	10366
RANDOM13	0.003	0.085	1.000	$3.06\text{E}-4$	0.103	0.018	$1.22\text{E}-6$	0.493	$7.03\text{E}-6$	7396
SHORTSLD	0.002	0.061	1.000	$1.2\text{E}-4$	0.056	0.007	$8.72\text{E}-7$	0.554	$7.9\text{E}-6$	5267
RANDOM10	0.002	0.061	1.000	$3.17\text{E}-4$	0.150	0.030	$8.67\text{E}-7$	0.615	$8.77\text{E}-6$	3151
INCATB	0.002	0.049	1.000	$3.8\text{E}-4$	0.225	0.053	$6.92\text{E}-7$	0.664	$9.46\text{E}-6$	1462
INCATC	0.001	0.042	1.000	$3.04\text{E}-4$	0.208	0.049	$5.99\text{E}-7$	0.706	$1.01\text{E}-5$	0

Table 2.636: Top 7 most significant SLDs for gTLD 'pharmacy'. The SLD list holds 70.572% of the entries found in the gTLD and  $1.01\text{E}-5$  of the total number of entries for the entire experiment. **count** represents the number of records found for the SLD (in parts per million). **sldDiv** is the raw count divided by the number of records of this gTLD dump file. **oR** is the ratio of raw count to the total number of records of the experiment.  **$\phi$ -sldDiv** represents the  $\phi$  percentile of sldDiv on the entire data-set. **a-srcDiv** is the cumulative srcDiv variable. **a-oR** is the cumulative oR.

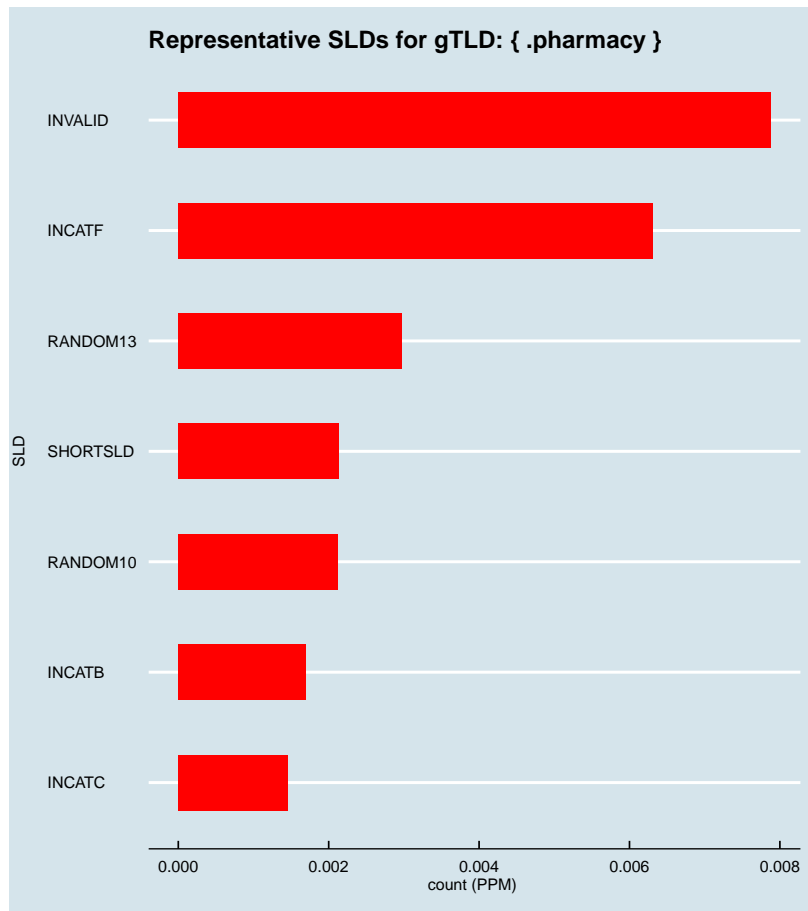


Figure 2.1271: Representative SLDs for gTLD: { .pharmacy }. The x axis displays number of times (in parts per million) the corresponding SLD (y axis) was found in the gTLD.

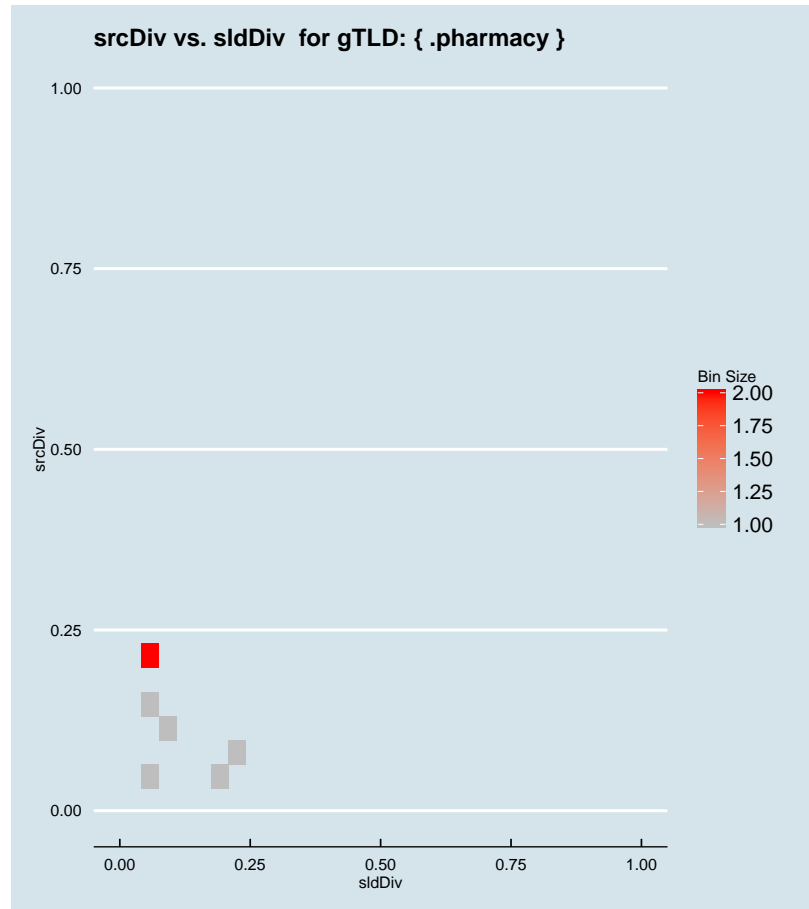


Figure 2.1272: Binned scatter-plot of srcDiv and sldDiv for gTLD: { .pharmacy}.

### :: 2.884 Representative SLDs for gTLD: { .phd }

In this section, we collect representative SLDs related to gTLD: 'phd'. We found 3 unique SLDs after filtering. A total of 10166 records were considered representative and they are 51.520% of the gTLD dump. Since the total number of records for this gTLD is 10166, there are 0 non-representative records (NRep). In addition, this set comprises 4.17E-6 of the entire data-set. Table 2.637 shows the corresponding SLDs ordered by the level of importance. Figure 2.1273 shows the record count (PPM) for each representative SLD. Figure 2.1274 shows the binned scatter-plot of srcDiv and sldDiv.

► { .phd }  
Total SLDs: 3  
a-sldDiv: 51.520%  
a-oR: 0.000%  
NRep: 0

Individual SLD descriptors for gTLD: {phd}										
SLD	count	sldDiv	$\phi$ -sldDiv	ipcount	srcDiv	$\phi$ -srcDiv	oR	a-srcDiv	a-oR	rem
INCATB	0.006	0.279	1.000	0.001	0.183	0.040	2.26E-6	0.279	2.26E-6	4655
INVALID	0.003	0.138	1.000	5.39E-4	0.198	0.043	1.12E-6	0.417	3.37E-6	1934
RANDOM10	0.002	0.098	1.000	1.34E-4	0.069	0.010	7.93E-7	0.515	4.17E-6	0

Table 2.637: Top 3 most significant SLDs for gTLD 'phd'. The SLD list holds 51.520% of the entries found in the gTLD and 4.17E-6 of the total number of entries for the entire experiment. **count** represents the number of records found for the SLD (in parts per million). **sldDiv** is the raw count divided by the number of records of this gTLD dump file. **oR** is the ratio of raw count to the total number of records of the experiment.  **$\phi$ -sldDiv** represents the  $\phi$  percentile of sldDiv on the entire data-set. **a-srcDiv** is the cumulative srcDiv variable. **a-oR** is the cumulative oR.



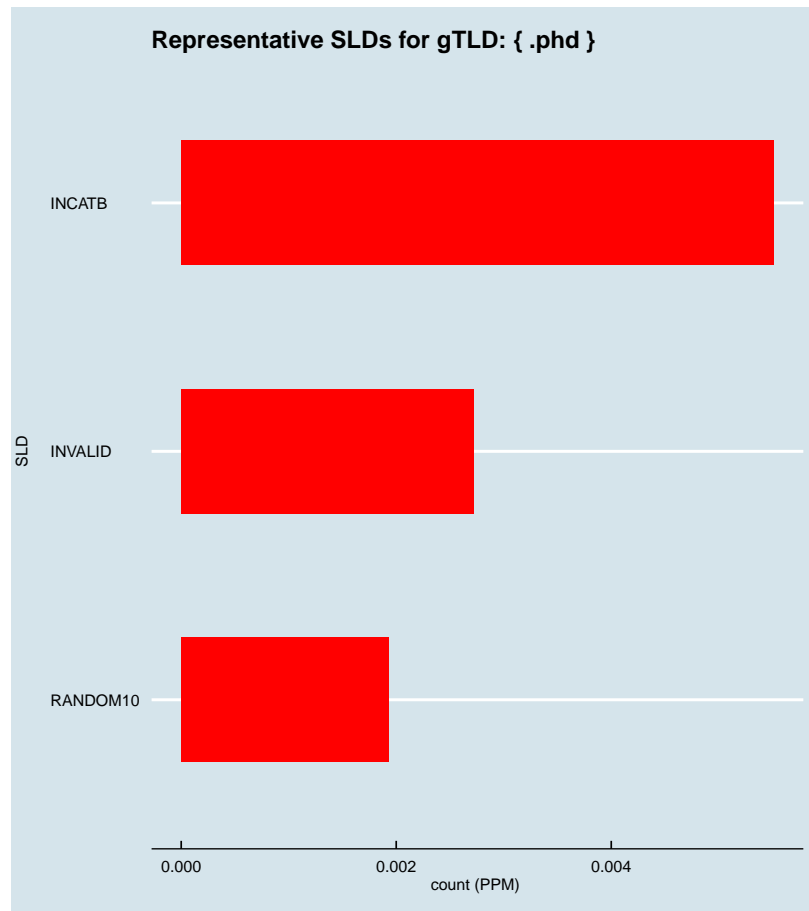


Figure 2.1273: Representative SLDs for gTLD: { .phd }. The  $x$  axis displays number of times (in parts per million) the corresponding SLD ( $y$  axis) was found in the gTLD.

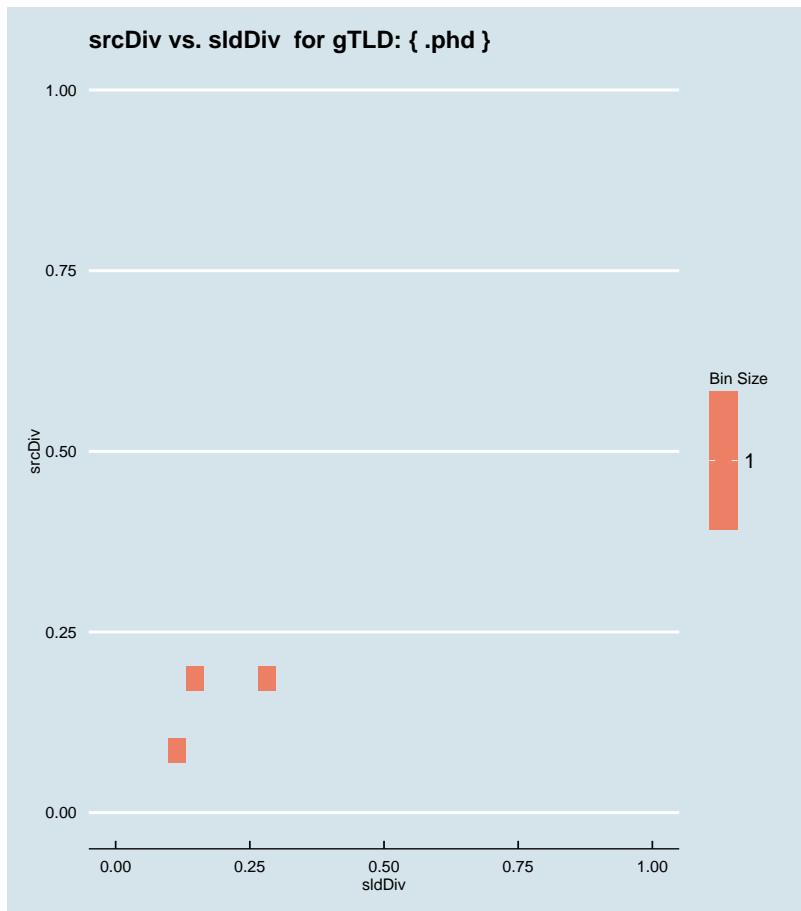


Figure 2.1274: Binned scatter-plot of srcDiv and sldDiv for gTLD: { .phd }.

### :: 2.885 Representative SLDs for gTLD: { .philips }

In this section, we collect representative SLDs related to gTLD: 'philips'. We found 14 unique SLDs after filtering. A total of 326102 records were considered representative and they are 87.608% of the gTLD dump. Since the total number of records for this gTLD is 326102, there are 0 non-representative records (NRep). In addition, this set comprises  $1.34E-4$  of the entire data-set. Table 2.638 shows the corresponding SLDs ordered by the level of importance. Figure 2.1275 shows the record count (PPM) for each representative SLD. Figure 2.1276 shows the binned scatter-plot of srcDiv and sldDiv.

► { .philips }  
 Total SLDs: 14  
 a-sldDiv: 87.608%  
 a-oR: 0.013%  
 NRep: 0

Individual SLD descriptors for gTLD: {philips}										
SLD	count	sldDiv	$\phi$ -sldDiv	ipcount	srcDiv	$\phi$ -srcDiv	oR	a-srcDiv	a-oR	rem
RANDOM10	0.092	0.247	1.000	0.002	0.021	0.002	3.77E-5	0.247	3.77E-5	234092
INVALID	0.091	0.244	1.000	0.002	0.018	0.001	3.71E-5	0.491	7.49E-5	143450
INCATB	0.048	0.130	1.000	0.002	0.038	0.004	1.98E-5	0.621	9.47E-5	95053
wpad	0.041	0.111	1.000	0.002	0.059	0.008	1.69E-5	0.731	1.12E-4	53886
isatap	0.034	0.092	1.000	0.003	0.078	0.012	1.4E-5	0.823	1.26E-4	19811
RANDOM13	0.003	0.009	0.999	5.58E-4	0.169	0.037	1.35E-6	0.832	1.27E-4	16516
mdefbga184...	0.003	0.008	0.999	2E-6	7.06E-4	1.08E-5	1.16E-6	0.839	1.28E-4	13684
p24	0.003	0.007	0.999	8E-6	0.003	9.37E-5	1.1E-6	0.847	1.29E-4	11003
INCATF	0.002	0.006	0.999	1.31E-4	0.055	0.007	9.78E-7	0.853	1.3E-4	8616
INCATC	0.002	0.006	0.999	6.94E-4	0.317	0.080	8.97E-7	0.859	1.31E-4	6428
pca	0.002	0.005	0.999	4E-6	0.002	5.71E-5	7.52E-7	0.864	1.32E-4	4592
SHORTSLD	0.002	0.005	0.999	6.5E-4	0.370	0.102	7.21E-7	0.868	1.32E-4	2833
INCATD	0.001	0.004	0.998	3.26E-4	0.217	0.051	6.14E-7	0.872	1.33E-4	1334
INCATE	0.001	0.004	0.998	9.63E-4	0.722	0.241	5.47E-7	0.876	1.34E-4	0

Table 2.638: Top 14 most significant SLDs for gTLD 'philips'. The SLD list holds 87.608% of the entries found in the gTLD and 1.34E-4 of the total number of entries for the entire experiment. **count** represents the number of records found for the SLD (in parts per million). **sldDiv** is the raw count divided by the number of records of this gTLD dump file. **oR** is the ratio of raw count to the total number of records of the experiment.  **$\phi$ -sldDiv** represents the  $\phi$  percentile of sldDiv on the entire data-set. **a-srcDiv** is the cumulative srcDiv variable. **a-oR** is the cumulative oR.

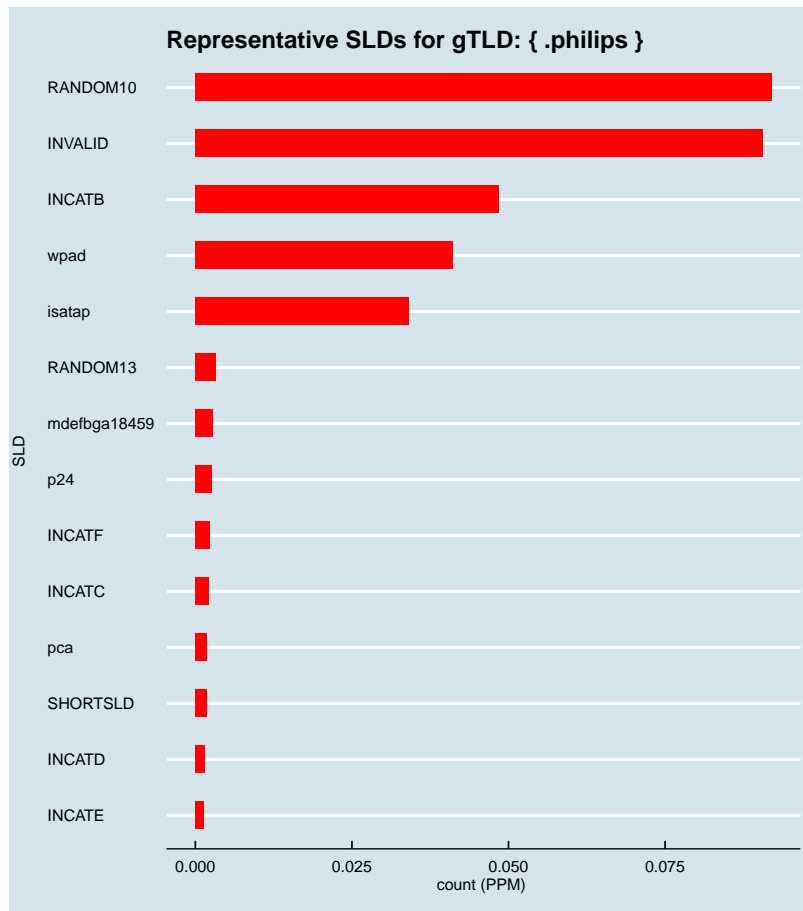


Figure 2.1275: Representative SLDs for gTLD: { .philips}. The *x* axis displays number of times (in parts per million) the corresponding SLD (*y* axis) was found in the gTLD.

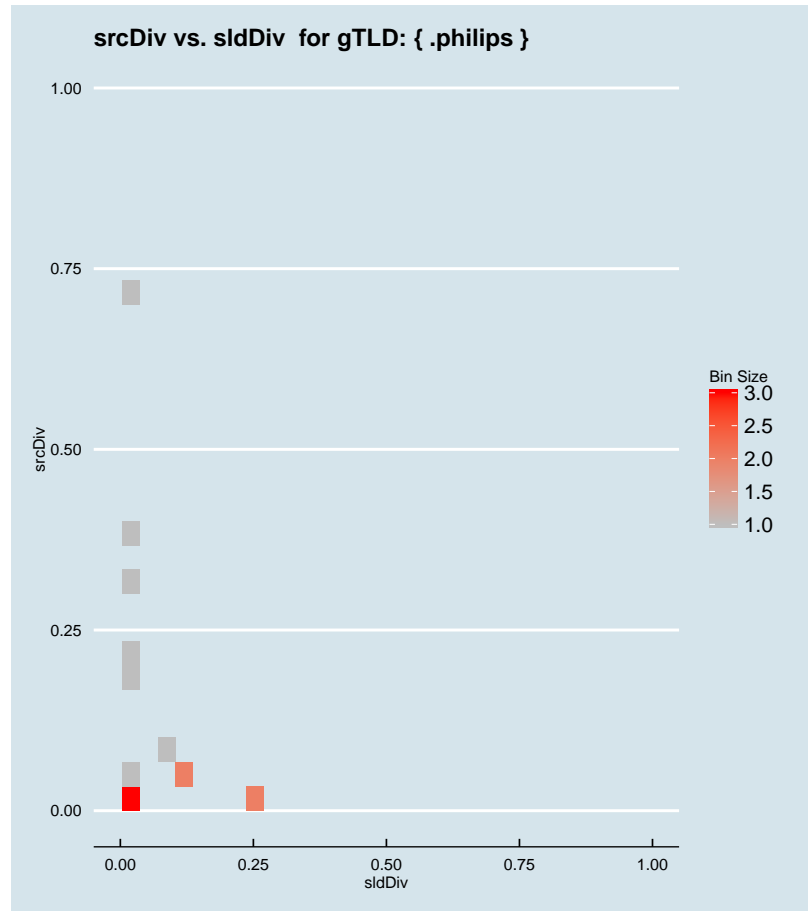


Figure 2.1276: Binned scatter-plot of srcDiv and sldDiv for gTLD: { .philips}.

## :: 2.886 Representative SLDs for gTLD: { .phone }

In this section, we collect representative SLDs related to gTLD: 'phone'. We found 10 unique SLDs after filtering. A total of 42500 records were considered representative and they are 72.856% of the gTLD dump. Since the total number of records for this gTLD is 42500, there are 0 non-representative records (NRep). In addition, this set comprises  $1.74E-5$  of the entire data-set. Table 2.639 shows the corresponding SLDs ordered by the level of importance. Figure 2.1277 shows the record count (PPM) for each representative SLD. Figure 2.1278 shows the binned scatter-plot of srcDiv and sldDiv.

► { .phone }  
Total SLDs: 10  
a-sldDiv: 72.856%  
a-oR: 0.002%  
NRep: 0

Individual SLD descriptors for gTLD: {phone}										
SLD	count	sldDiv	$\phi$ -sldDiv	ipcount	srcDiv	$\phi$ -srcDiv	oR	a-srcDiv	a-oR	rem
INCATB	0.011	0.191	1.000	0.003	0.314	0.080	4.56E-6	0.191	4.56E-6	31361
RANDOM13	0.007	0.122	1.000	7.15E-4	0.101	0.017	2.91E-6	0.313	7.47E-6	24269
INVALID	0.005	0.089	1.000	4.66E-4	0.089	0.014	2.13E-6	0.402	9.61E-6	19060
RANDOM10	0.005	0.081	1.000	0.001	0.266	0.067	1.93E-6	0.482	1.15E-5	14361
INCATI	0.003	0.049	1.000	3.48E-4	0.122	0.022	1.17E-6	0.531	1.27E-5	11498
INCATC	0.003	0.049	1.000	0.002	0.532	0.180	1.17E-6	0.580	1.39E-5	8648
SHORTSLD	0.003	0.048	1.000	4.5E-4	0.161	0.033	1.15E-6	0.628	1.5E-5	5847
INCATE	0.002	0.042	1.000	0.002	0.706	0.237	1.01E-6	0.671	1.6E-5	3373
INCATF	0.002	0.030	1.000	3.67E-4	0.211	0.049	7.13E-7	0.701	1.67E-5	1633
regionalre...	0.002	0.028	0.999	5E-6	0.003	9.74E-5	6.69E-7	0.729	1.74E-5	0

Table 2.639: Top 10 most significant SLDs for gTLD 'phone'. The SLD list holds 72.856% of the entries found in the gTLD and 1.74E-5 of the total number of entries for the entire experiment. **count** represents the number of records found for the SLD (in parts per million). **sldDiv** is the raw count divided by the number of records of this gTLD dump file. **oR** is the ratio of raw count to the total number of records of the experiment.  **$\phi$ -sldDiv** represents the  $\phi$  percentile of sldDiv on the entire data-set. **a-srcDiv** is the cumulative srcDiv variable. **a-oR** is the cumulative oR.

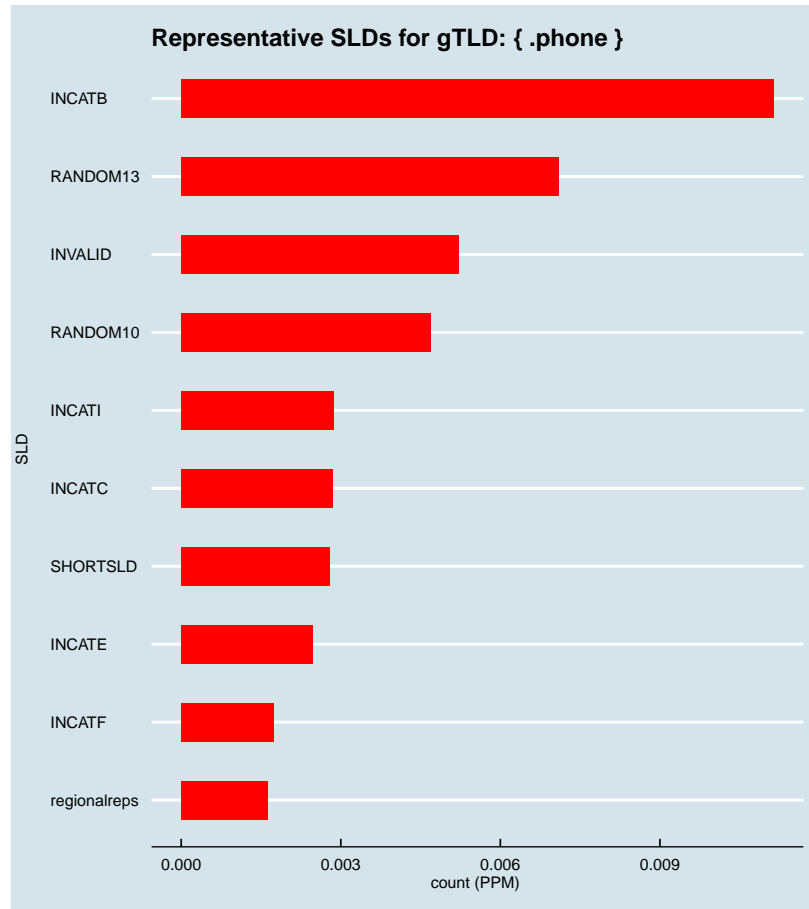


Figure 2.1277: Representative SLDs for gTLD: { .phone}. The  $x$  axis displays number of times (in parts per million) the corresponding SLD ( $y$  axis) was found in the gTLD.

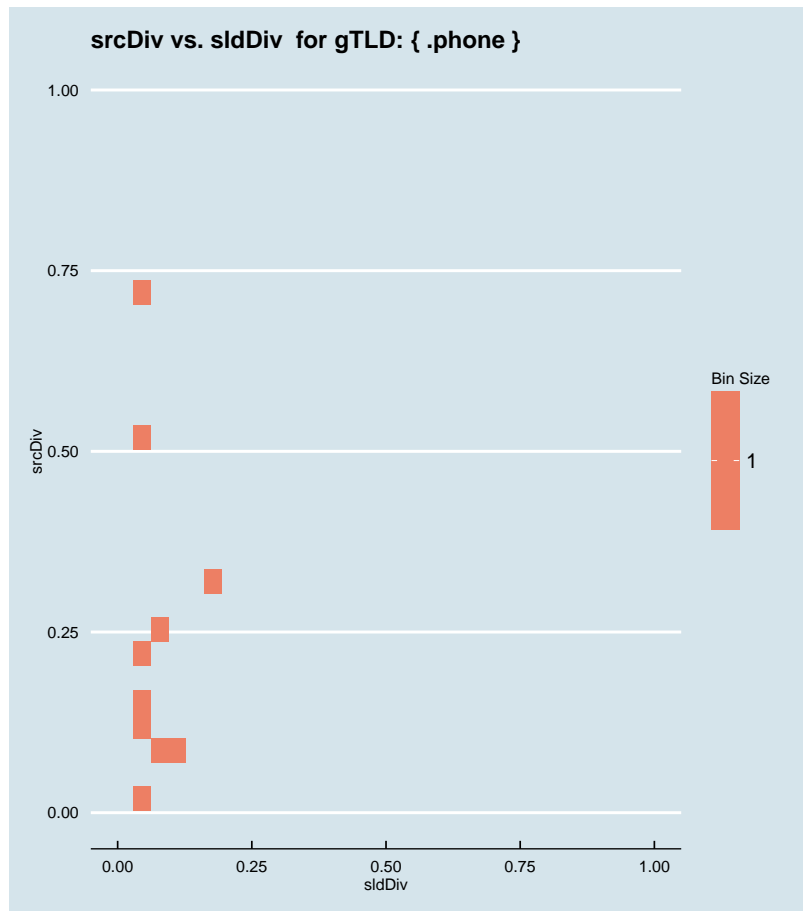


Figure 2.1278: Binned scatter-plot of srcDiv and sldDiv for gTLD: { .phone }.

### :: 2.887 Representative SLDs for gTLD: { .photo }

In this section, we collect representative SLDs related to gTLD: 'photo'. We found 10 unique SLDs after filtering. A total of 75614 records were considered representative and they are 62.826% of the gTLD dump. Since the total number of records for this gTLD is 75614, there are 0 non-representative records (NRep). In addition, this set comprises  $3.1E-5$  of the entire data-set. Table 2.640 shows the corresponding SLDs ordered by the level of importance. Figure 2.1279 shows the record count (PPM) for each representative SLD. Figure 2.1280 shows the binned scatter-plot of srcDiv and sldDiv.

► { .photo }  
 Total SLDs: 10  
 a-sldDiv: 62.826%  
 a-oR: 0.003%  
 NRep: 0



Individual SLD descriptors for gTLD: {photo}										
SLD	count	sldDiv	$\phi$ -sldDiv	ipcount	srcDiv	$\phi$ -srcDiv	oR	a-srcDiv	a-oR	rem
INCATE	0.026	0.218	1.000	0.008	0.320	0.081	1.07E-5	0.218	1.07E-5	49426
INVALID	0.012	0.097	1.000	8.13E-4	0.070	0.010	4.78E-6	0.314	1.55E-5	37767
img	0.008	0.069	1.000	0.002	0.203	0.048	3.41E-6	0.384	1.89E-5	29447
INCATB	0.007	0.058	1.000	0.001	0.202	0.048	2.86E-6	0.442	2.18E-5	22472
INCATF	0.005	0.044	1.000	1.78E-4	0.034	0.003	2.18E-6	0.486	2.4E-5	17159
RANDOM13	0.005	0.039	1.000	8.2E-4	0.177	0.039	1.9E-6	0.524	2.59E-5	12519
b93	0.005	0.039	1.000	0.002	0.369	0.102	1.9E-6	0.563	2.78E-5	7882
INCATC	0.004	0.035	1.000	0.002	0.428	0.117	1.72E-6	0.598	2.95E-5	3676
riabj	0.002	0.019	0.999	2.4E-5	0.010	5.22E-4	9.5E-7	0.617	3.04E-5	1359
RANDOM10	0.001	0.011	0.999	4.84E-4	0.356	0.099	5.57E-7	0.628	3.1E-5	0

Table 2.640: Top 10 most significant SLDs for gTLD 'photo'. The SLD list holds 62.826% of the entries found in the gTLD and 3.1E-5 of the total number of entries for the entire experiment. **count** represents the number of records found for the SLD (in parts per million). **sldDiv** is the raw count divided by the number of records of this gTLD dump file. **oR** is the ratio of raw count to the total number of records of the experiment.  **$\phi$ -sldDiv** represents the  $\phi$  percentile of sldDiv on the entire data-set. **a-srcDiv** is the cumulative srcDiv variable. **a-oR** is the cumulative oR.

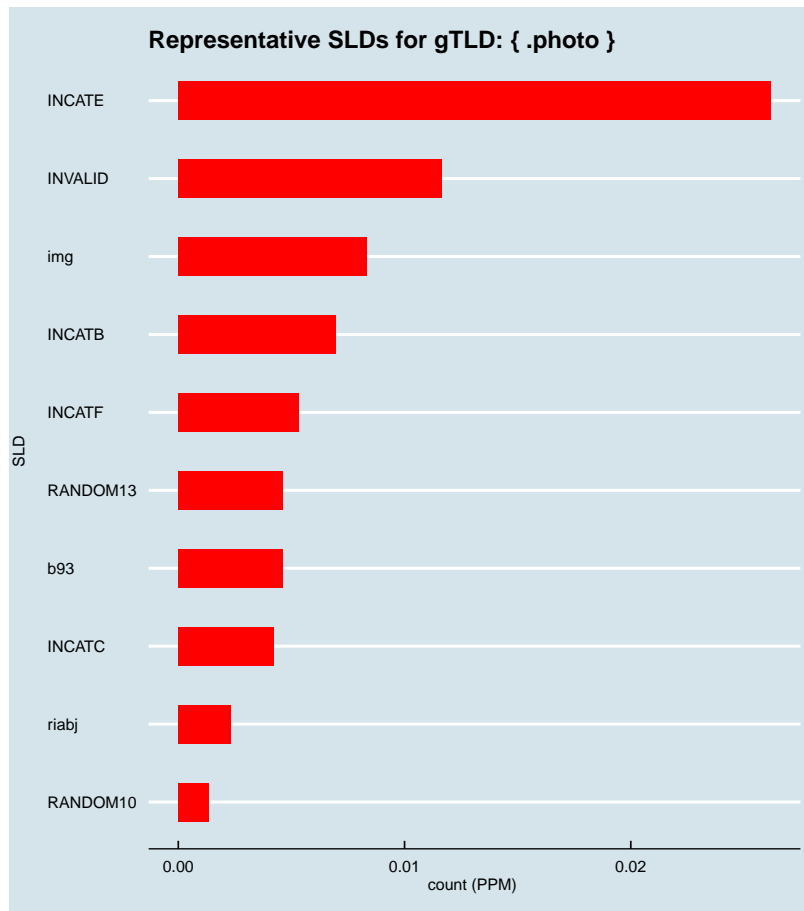


Figure 2.1279: Representative SLDs for gTLD: { .photo}. The x axis displays number of times (in parts per million) the corresponding SLD (y axis) was found in the gTLD.

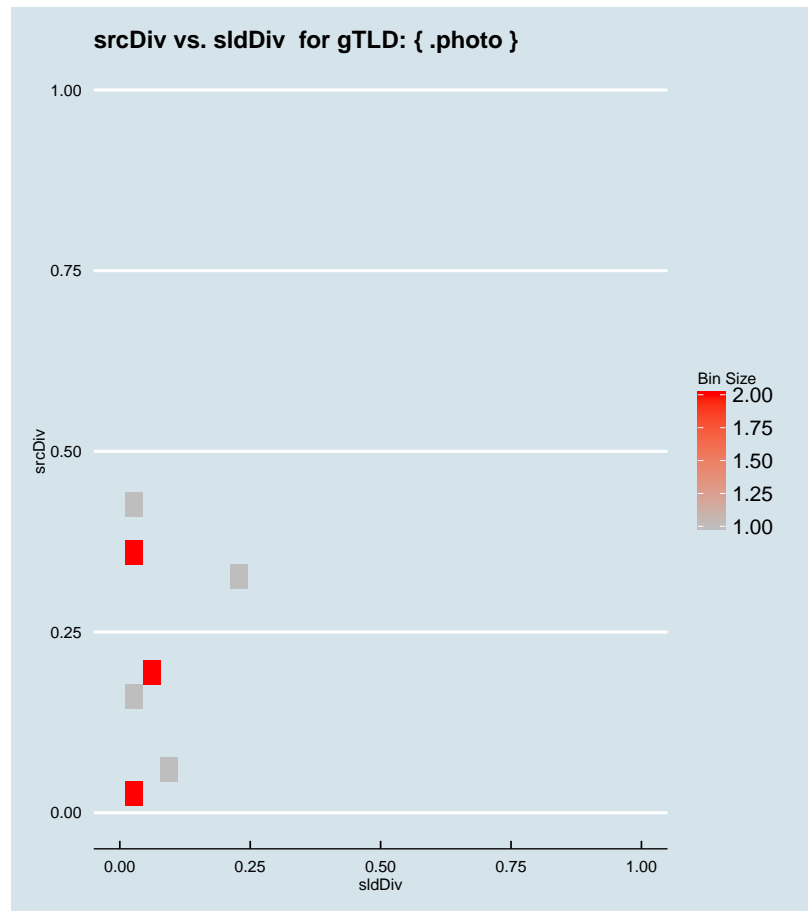


Figure 2.1280: Binned scatter-plot of srcDiv and sldDiv for gTLD: { .photo }.

### :: 2.888 Representative SLDs for gTLD: { .photography }

In this section, we collect representative SLDs related to gTLD: 'photography'. We found 1 unique SLDs after filtering. A total of 4225 records were considered representative and they are 48.946% of the gTLD dump. Since the total number of records for this gTLD is 4225, there are 0 non-representative records (NRep). In addition, this set comprises 1.73E-6 of the entire data-set. Table 2.641 shows the corresponding SLDs ordered by the level of importance. Figure 2.1281 shows the record count (PPM) for each representative SLD. Figure 2.1282 shows the binned scatter-plot of srcDiv and sldDiv.

► { .photography }  
Total SLDs: 1  
a-sldDiv: 48.946%  
a-oR: 0.000%  
NRep: 0



Individual SLD descriptors for gTLD: {,photography}										
SLD	count	sldDiv	$\phi$ -sldDiv	ipcount	srcDiv	$\phi$ -srcDiv	oR	a-srcDiv	a-oR	rem
INVALID	0.004	0.489	1.000	1.98E-4	0.047	0.005	1.73E-6	0.489	1.73E-6	0

Table 2.641: Top 1 most significant SLDs for gTLD 'photography'. The SLD list holds 48.946% of the entries found in the gTLD and 1.73E-6 of the total number of entries for the entire experiment. **count** represents the number of records found for the SLD (in parts per million). **sldDiv** is the raw count divided by the number of records of this gTLD dump file. **oR** is the ratio of raw count to the total number of records of the experiment.  **$\phi$ -sldDiv** represents the  $\phi$  percentile of sldDiv on the entire data-set. **a-srcDiv** is the cumulative srcDiv variable. **a-oR** is the cumulative oR.




Figure 2.1281: Representative SLDs for gTLD: { .photography }. The  $x$  axis displays number of times (in parts per million) the corresponding SLD ( $y$  axis) was found in the gTLD.

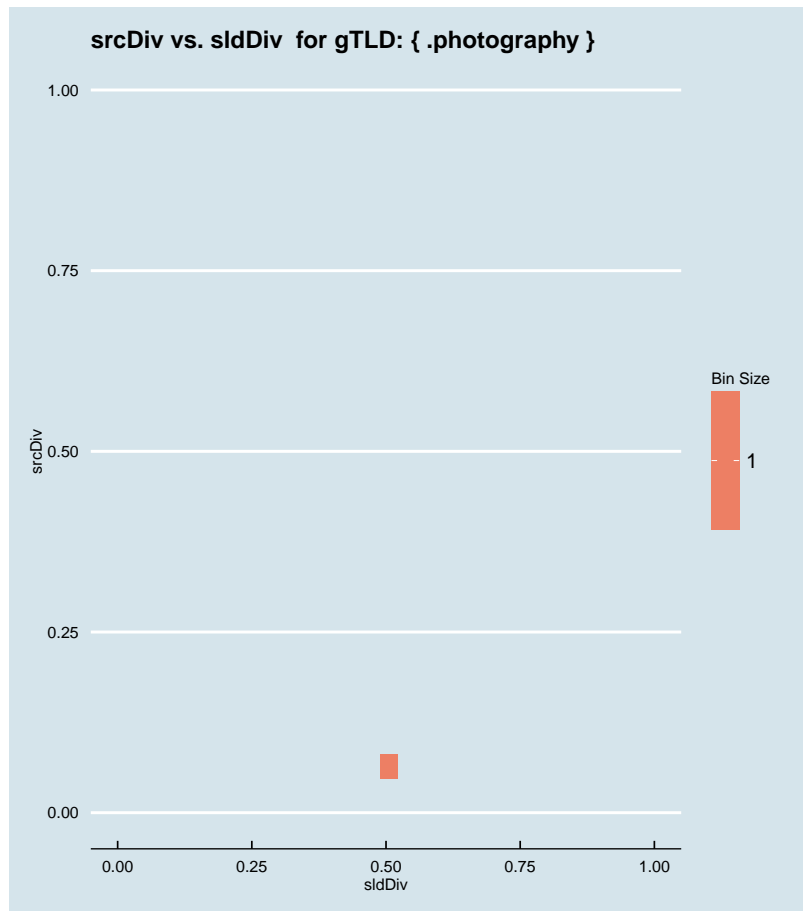


Figure 2.1282: Binned scatter-plot of srcDiv and sldDiv for gTLD: { .photography }.

### :: 2.889 Representative SLDs for gTLD: { .photos }

In this section, we collect representative SLDs related to gTLD: 'photos'. We found 5 unique SLDs after filtering. A total of 50313 records were considered representative and they are 85.388% of the gTLD dump. Since the total number of records for this gTLD is 50313, there are 0 non-representative records (NRep). In addition, this set comprises  $2.06E-5$  of the entire data-set. Table 2.642 shows the corresponding SLDs ordered by the level of importance. Figure 2.1283 shows the record count (PPM) for each representative SLD. Figure 2.1284 shows the binned scatter-plot of srcDiv and sldDiv.

► { .photos }  
 Total SLDs: 5  
 a-sldDiv: 85.388%  
 a-oR: 0.002%  
 NRep: 0

Individual SLD descriptors for gTLD: {photos}										
SLD	count	sldDiv	$\phi$ -sldDiv	ipcount	srcDiv	$\phi$ -srcDiv	oR	a-srcDiv	a-oR	rem
INCATB	0.042	0.705	1.000	0.003	0.065	0.009	1.7E-5	0.705	1.7E-5	8793
INVALID	0.004	0.065	1.000	4.48E-4	0.117	0.021	1.56E-6	0.769	1.86E-5	4977
INCATC	0.002	0.033	1.000	8.06E-4	0.421	0.116	7.85E-7	0.802	1.94E-5	3062
INCATE	0.002	0.026	0.999	8.21E-4	0.528	0.179	6.37E-7	0.828	2E-5	1508
RANDOM13	0.002	0.026	0.999	5.1E-4	0.338	0.096	6.18E-7	0.854	2.06E-5	0

Table 2.642: Top 5 most significant SLDs for gTLD 'photos'. The SLD list holds 85.388% of the entries found in the gTLD and 2.06E-5 of the total number of entries for the entire experiment. **count** represents the number of records found for the SLD (in parts per million). **sldDiv** is the raw count divided by the number of records of this gTLD dump file. **oR** is the ratio of raw count to the total number of records of the experiment.  **$\phi$ -sldDiv** represents the  $\phi$  percentile of sldDiv on the entire data-set. **a-srcDiv** is the cumulative srcDiv variable. **a-oR** is the cumulative oR.

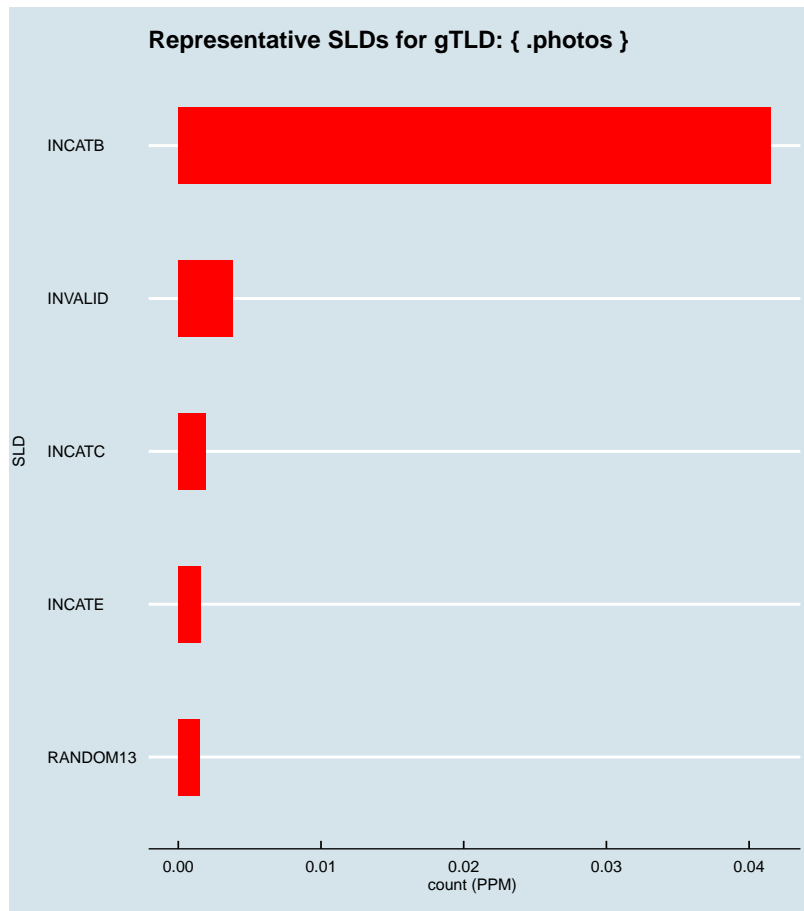


Figure 2.1283: Representative SLDs for gTLD: { .photos}. The *x* axis displays number of times (in parts per million) the corresponding SLD (*y* axis) was found in the gTLD.



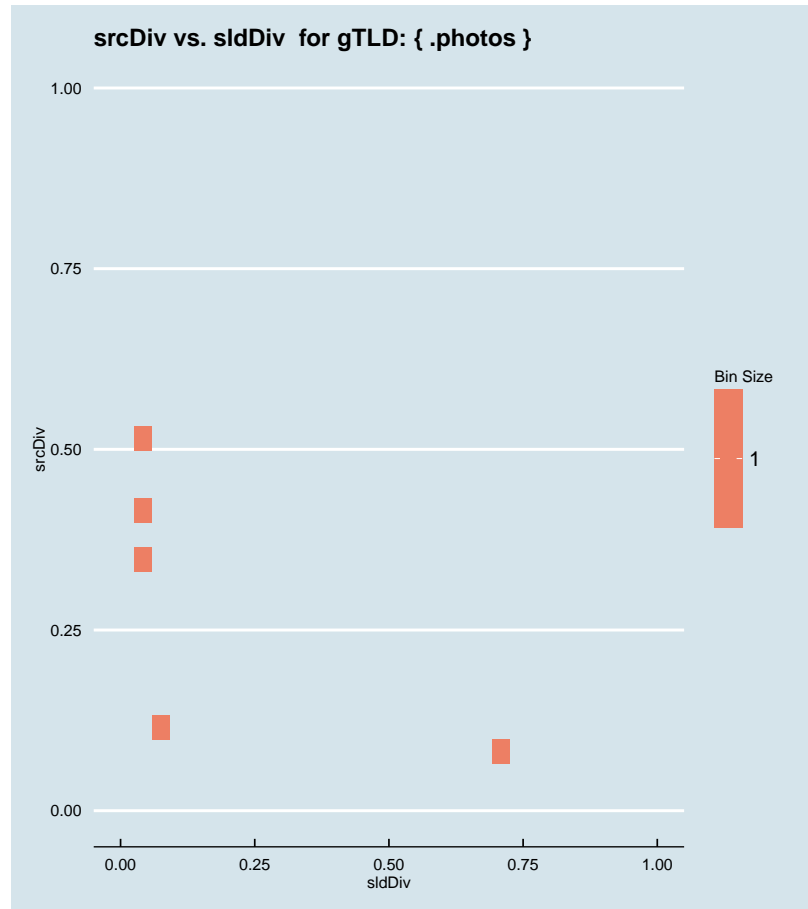


Figure 2.1284: Binned scatter-plot of srcDiv and sldDiv for gTLD: { .photos}.

### :: 2.890 Representative SLDs for gTLD: { .physio }

In this section, we collect representative SLDs related to gTLD: 'physio'. We found 3 unique SLDs after filtering. A total of 6350 records were considered representative and they are 38.515% of the gTLD dump. Since the total number of records for this gTLD is 6350, there are 0 non-representative records (NRep). In addition, this set comprises 2.6E-6 of the entire data-set. Table 2.643 shows the corresponding SLDs ordered by the level of importance. Figure 2.1285 shows the record count (PPM) for each representative SLD. Figure 2.1286 shows the binned scatter-plot of srcDiv and sldDiv.

► { .physio }  
Total SLDs: 3  
a-sldDiv: 38.515%  
a-oR: 0.000%  
NRep: 0

Individual SLD descriptors for gTLD: { .physio }										
SLD	count	sldDiv	$\phi$ -sldDiv	ipcount	srcDiv	$\phi$ -srcDiv	oR	a-srcDiv	a-oR	rem
INCATF	0.004	0.224	1.000	4.2E-5	0.011	6.05E-4	1.52E-6	0.224	1.52E-6	2650
RANDOM10	0.001	0.082	1.000	5.1E-5	0.038	0.004	5.53E-7	0.306	2.07E-6	1300
INCATB	0.001	0.079	1.000	4.4E-5	0.034	0.003	5.33E-7	0.385	2.6E-6	0

Table 2.643: Top 3 most significant SLDs for gTLD 'physio'. The SLD list holds 38.515% of the entries found in the gTLD and 2.6E-6 of the total number of entries for the entire experiment. **count** represents the number of records found for the SLD (in parts per million). **sldDiv** is the raw count divided by the number of records of this gTLD dump file. **oR** is the ratio of raw count to the total number of records of the experiment.  **$\phi$ -sldDiv** represents the  $\phi$  percentile of sldDiv on the entire data-set. **a-srcDiv** is the cumulative srcDiv variable. **a-oR** is the cumulative oR.

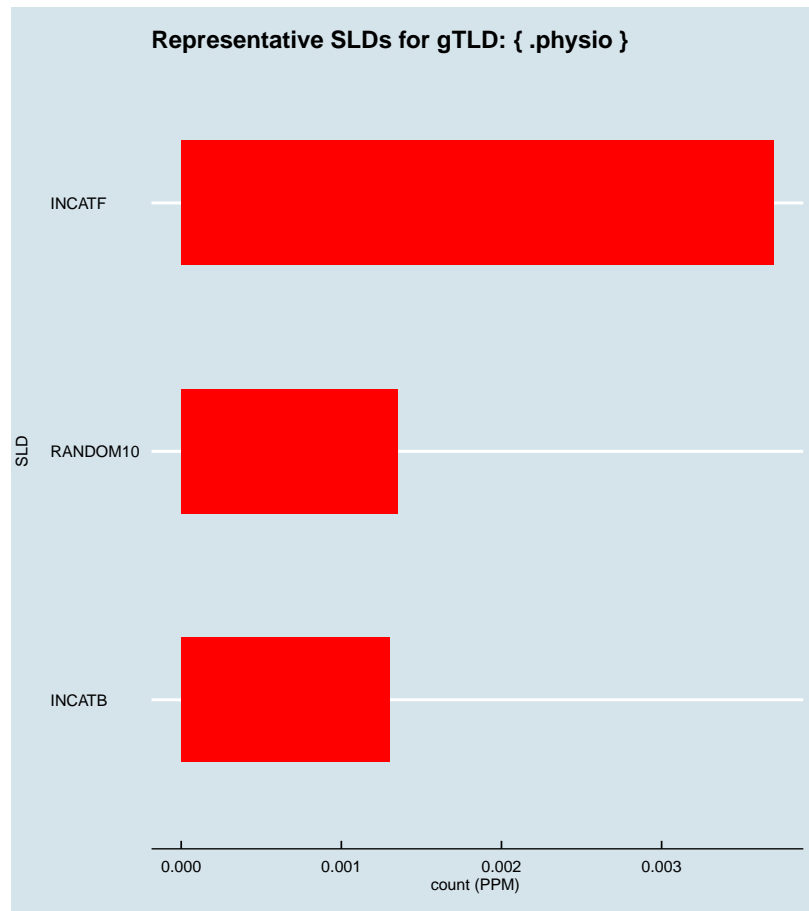


Figure 2.1285: Representative SLDs for gTLD: { .physio }. The  $x$  axis displays number of times (in parts per million) the corresponding SLD ( $y$  axis) was found in the gTLD.

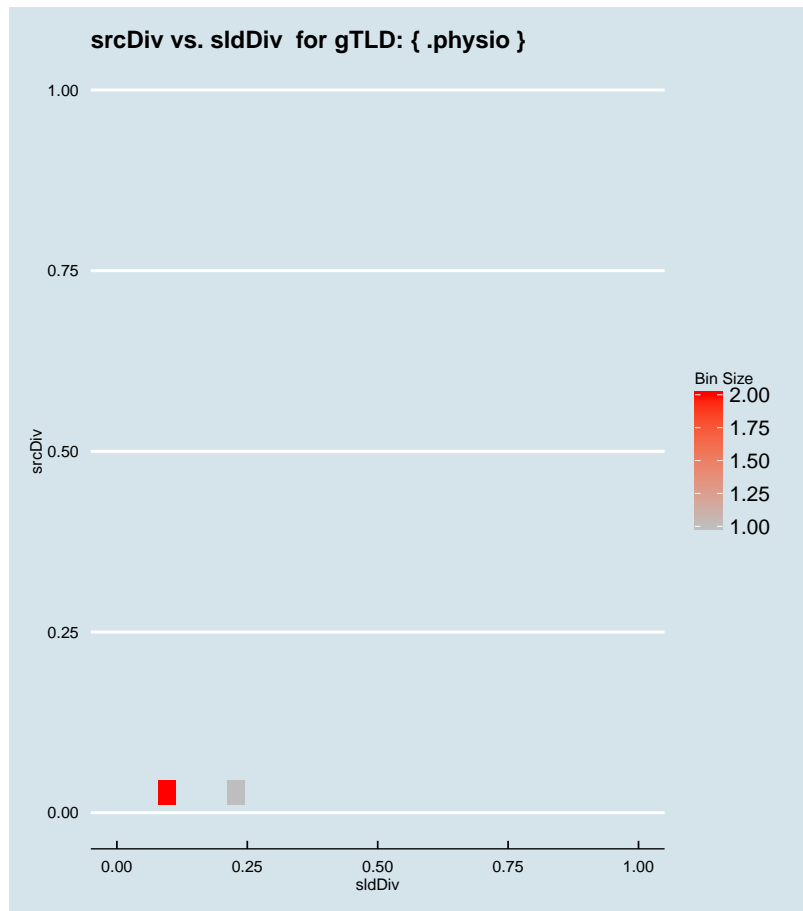


Figure 2.1286: Binned scatter-plot of srcDiv and sldDiv for gTLD: { .physio}.

### :: 2.891 Representative SLDs for gTLD: { .piaget }

In this section, we collect representative SLDs related to gTLD: 'piaget'. We found 1 unique SLDs after filtering. A total of 1203 records were considered representative and they are 70.848% of the gTLD dump. Since the total number of records for this gTLD is 1203, there are 0 non-representative records (NRep). In addition, this set comprises  $4.93E-7$  of the entire data-set. Table 2.644 shows the corresponding SLDs ordered by the level of importance. Figure 2.1287 shows the record count (PPM) for each representative SLD. Figure 2.1288 shows the binned scatter-plot of srcDiv and sldDiv.

► { .piaget }  
 Total SLDs: 1  
 a-sldDiv: 70.848%  
 a-oR: 0.000%  
 NRep: 0

Individual SLD descriptors for gTLD: {piaget}										
<b>SLD</b>	<b>count</b>	<b>sldDiv</b>	$\phi$ - <b>sldDiv</b>	<b>ipcount</b>	<b>srcDiv</b>	$\phi$ - <b>srcDiv</b>	<b>oR</b>	<b>a-srcDiv</b>	<b>a-oR</b>	<b>rem</b>
RANDOM10	0.001	0.708	1.000	6E-6	0.005	1.86E-4	4.93E-7	0.708	4.93E-7	0

Table 2.644: Top 1 most significant SLDs for gTLD 'piaget'. The SLD list holds 70.848% of the entries found in the gTLD and 4.93E-7 of the total number of entries for the entire experiment. **count** represents the number of records found for the SLD (in parts per million). **sldDiv** is the raw count divided by the number of records of this gTLD dump file. **oR** is the ratio of raw count to the total number of records of the experiment.  $\phi$ -**sldDiv** represents the  $\phi$  percentile of sldDiv on the entire data-set. **a-srcDiv** is the cumulative srcDiv variable. **a-oR** is the cumulative oR.

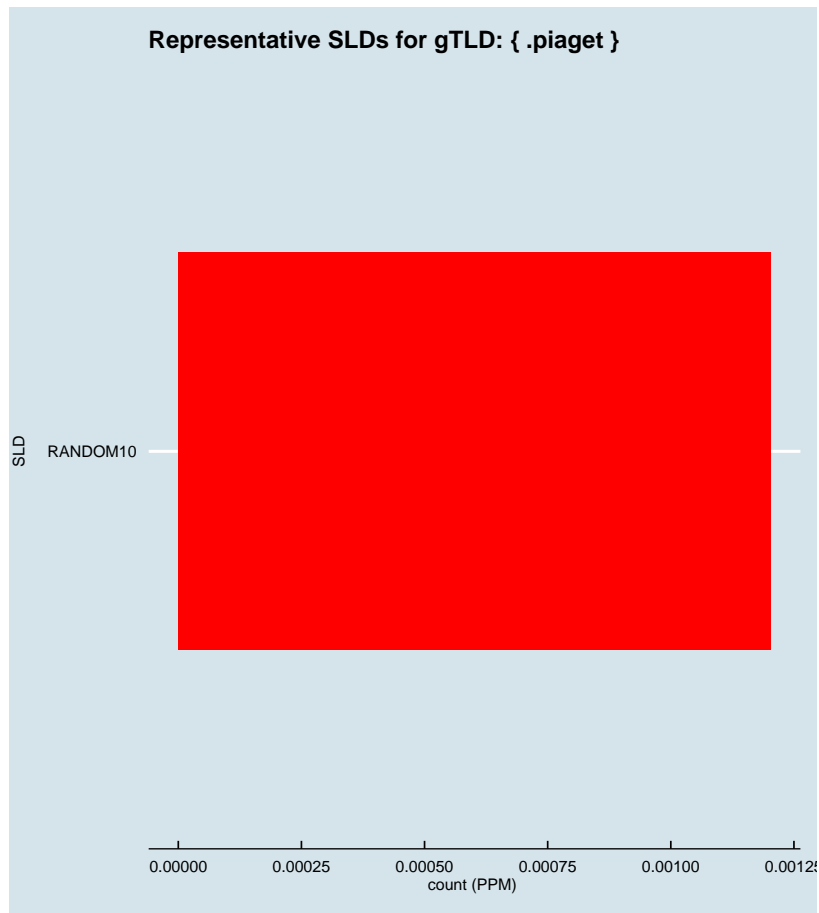


Figure 2.1287: Representative SLDs for gTLD: { .piaget}. The  $x$  axis displays number of times (in parts per million) the corresponding SLD ( $y$  axis) was found in the gTLD.

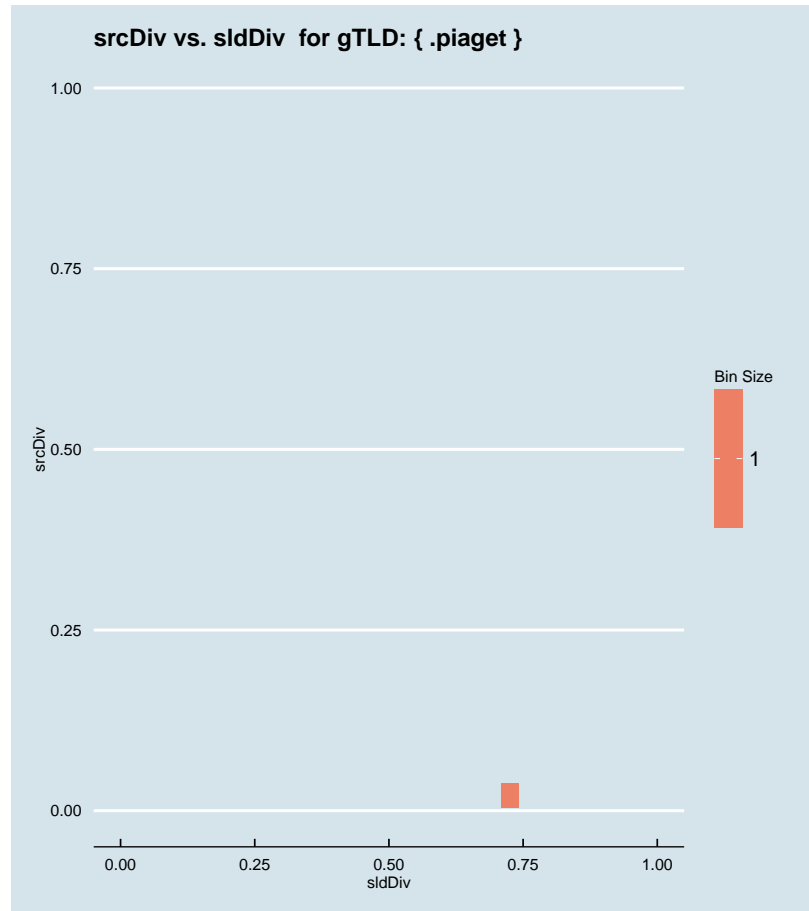


Figure 2.1288: Binned scatter-plot of srcDiv and sldDiv for gTLD: { .piaget}.

### :: 2.892 Representative SLDs for gTLD: { .pics }

In this section, we collect representative SLDs related to gTLD: 'pics'. We found 2 unique SLDs after filtering. A total of 2680 records were considered representative and they are 26.964% of the gTLD dump. Since the total number of records for this gTLD is 2680, there are 0 non-representative records (NRep). In addition, this set comprises 1.1E−6 of the entire data-set. Table 2.645 shows the corresponding SLDs ordered by the level of importance. Figure 2.1289 shows the record count (PPM) for each representative SLD. Figure 2.1290 shows the binned scatter-plot of srcDiv and sldDiv.

► { .pics }  
Total SLDs: 2  
a-sldDiv: 26.964%  
a-oR: 0.000%  
NRep: 0



Individual SLD descriptors for gTLD: {pics}										
SLD	count	sldDiv	$\phi$ -sldDiv	ipcount	srcDiv	$\phi$ -srcDiv	oR	a-srcDiv	a-oR	rem
INCATC	0.001	0.145	1.000	6.37E-4	0.442	0.122	5.91E-7	0.145	5.91E-7	1239
RANDOM13	0.001	0.125	1.000	4.13E-4	0.333	0.096	5.08E-7	0.270	1.1E-6	0

Table 2.645: Top 2 most significant SLDs for gTLD 'pics'. The SLD list holds 26.964% of the entries found in the gTLD and 1.1E-6 of the total number of entries for the entire experiment. **count** represents the number of records found for the SLD (in parts per million). **sldDiv** is the raw count divided by the number of records of this gTLD dump file. **oR** is the ratio of raw count to the total number of records of the experiment.  $\phi$ -**sldDiv** represents the  $\phi$  percentile of sldDiv on the entire data-set. **a-srcDiv** is the cumulative srcDiv variable. **a-oR** is the cumulative oR.



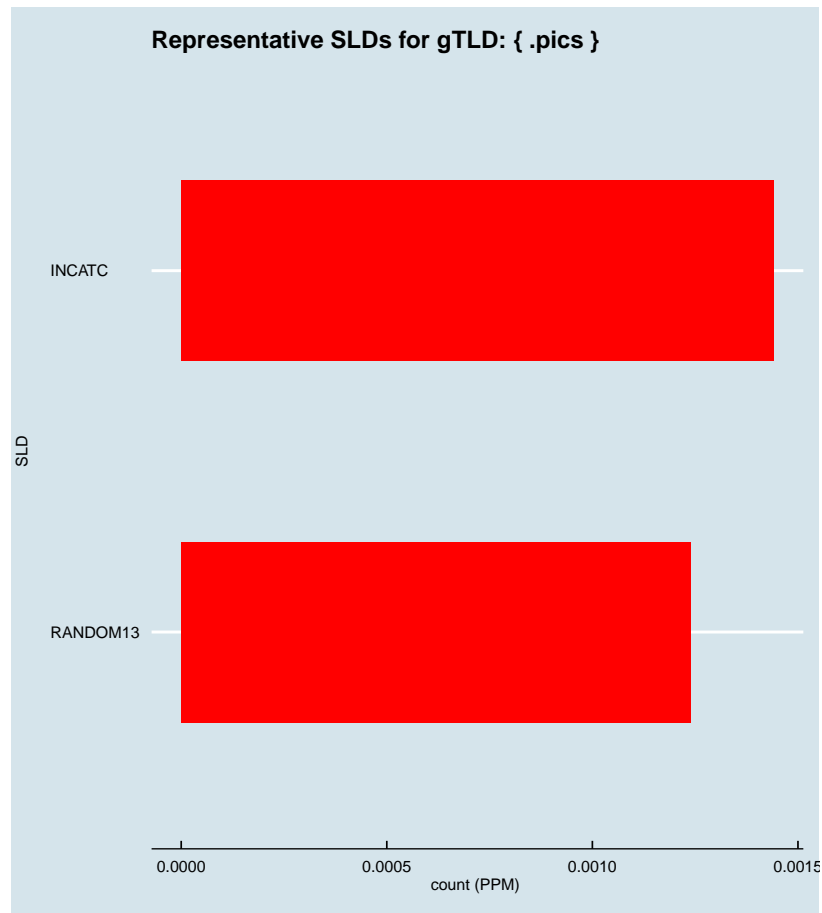


Figure 2.1289: Representative SLDs for gTLD: { .pics}. The  $x$  axis displays number of times (in parts per million) the corresponding SLD ( $y$  axis) was found in the gTLD.

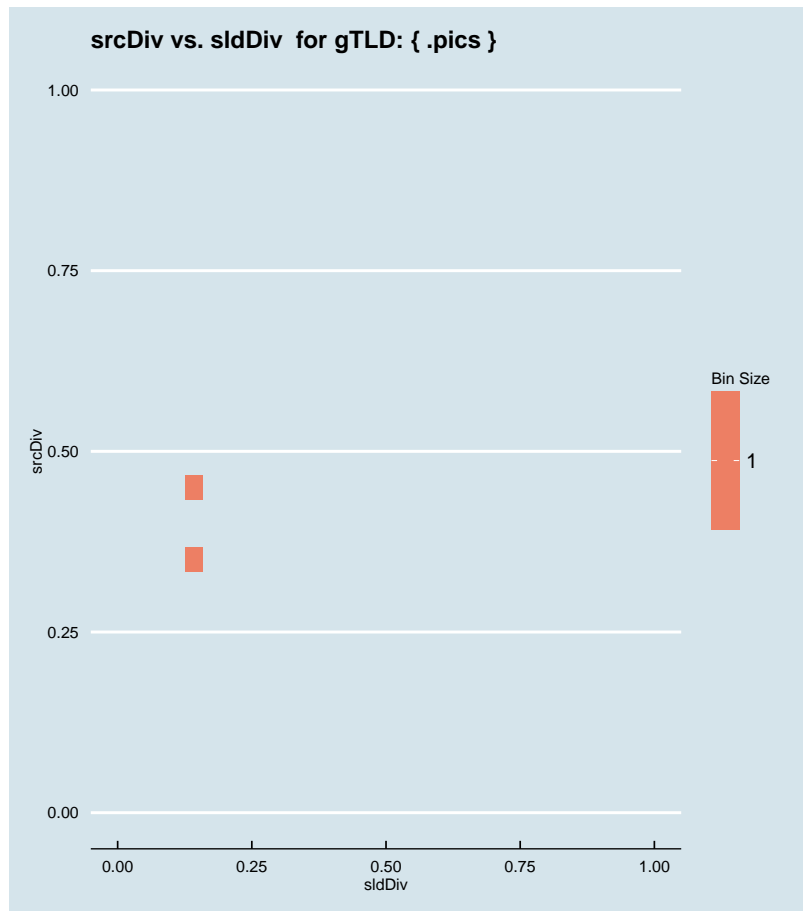


Figure 2.1290: Binned scatter-plot of srcDiv and sldDiv for gTLD: { .pics }.

∴ 2.893 Representative SLDs for gTLD: { .pictet }

In this section, we collect representative SLDs related to gTLD: 'pictet'. We found 0 unique SLDs after filtering. A total of 0 records were considered representative and they are 0.000% of the gTLD dump. Since the total number of records for this gTLD is 0, there are 0 non-representative records (NRep). In addition, this set comprises 0E0 of the entire data-set.

► { .pictet }  
 Total SLDs: 0  
 a-sldDiv: 0.000%  
 a-oR: 0.000%  
 NRep: 0

∴ 2.894 Representative SLDs for gTLD: { .pictures }

In this section, we collect representative SLDs related to gTLD: 'pictures'. We found

► { .pictures }  
 Total SLDs: 2  
 a-sldDiv: 33.489%  
 a-oR: 0.000%  
 NRep: 0

2 unique SLDs after filtering. A total of 3590 records were considered representative and they are 33.489% of the gTLD dump. Since the total number of records for this gTLD is 3590, there are 0 non-representative records (NRep). In addition, this set comprises  $1.47E-6$  of the entire data-set. Table 2.646 shows the corresponding SLDs ordered by the level of importance. Figure 2.1291 shows the record count (PPM) for each representative SLD. Figure 2.1292 shows the binned scatter-plot of srcDiv and sldDiv.

Individual SLD descriptors for gTLD: {pictures}										
SLD	count	sldDiv	$\phi$ -sldDiv	ipcount	srcDiv	$\phi$ -srcDiv	oR	a-srcDiv	a-oR	rem
INVALID	0.002	0.189	1.000	$2.59E-4$	0.128	0.024	$8.29E-7$	0.189	$8.29E-7$	1567
RANDOM13	0.002	0.146	1.000	$4.52E-4$	0.288	0.074	$6.42E-7$	0.335	$1.47E-6$	0

Table 2.646: Top 2 most significant SLDs for gTLD 'pictures'. The SLD list holds 33.489% of the entries found in the gTLD and  $1.47E-6$  of the total number of entries for the entire experiment. **count** represents the number of records found for the SLD (in parts per million). **sldDiv** is the raw count divided by the number of records of this gTLD dump file. **oR** is the ratio of raw count to the total number of records of the experiment.  **$\phi$ -sldDiv** represents the  $\phi$  percentile of sldDiv on the entire data-set. **a-srcDiv** is the cumulative srcDiv variable. **a-oR** is the cumulative oR.

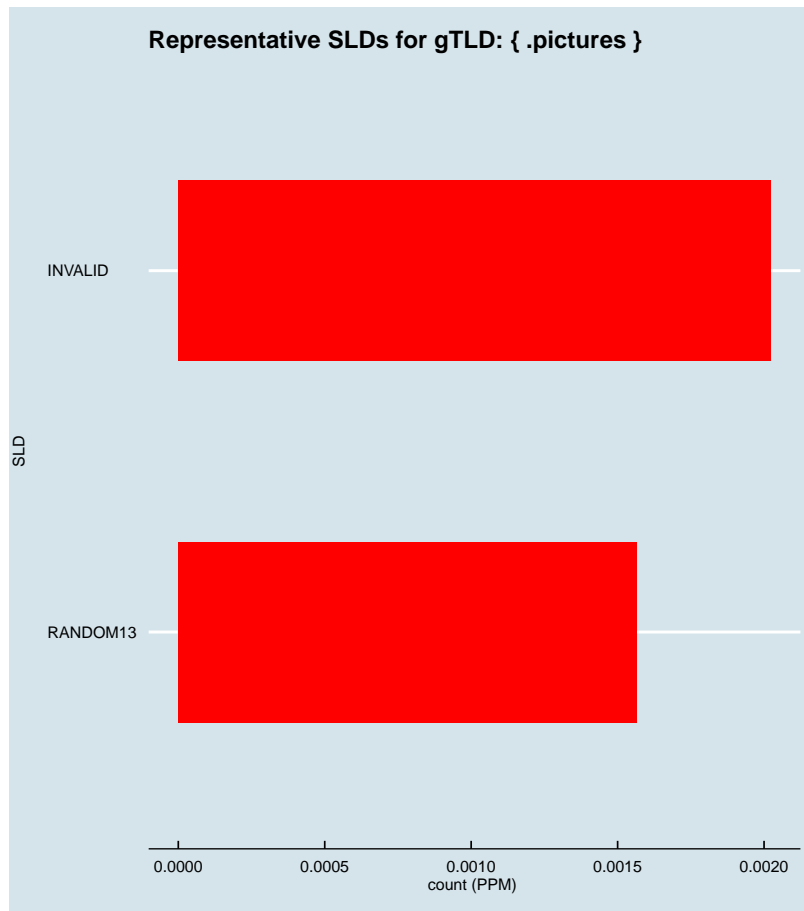


Figure 2.1291: Representative SLDs for gTLD: { .pictures }. The x axis displays number of times (in parts per million) the corresponding SLD (y axis) was found in the gTLD.

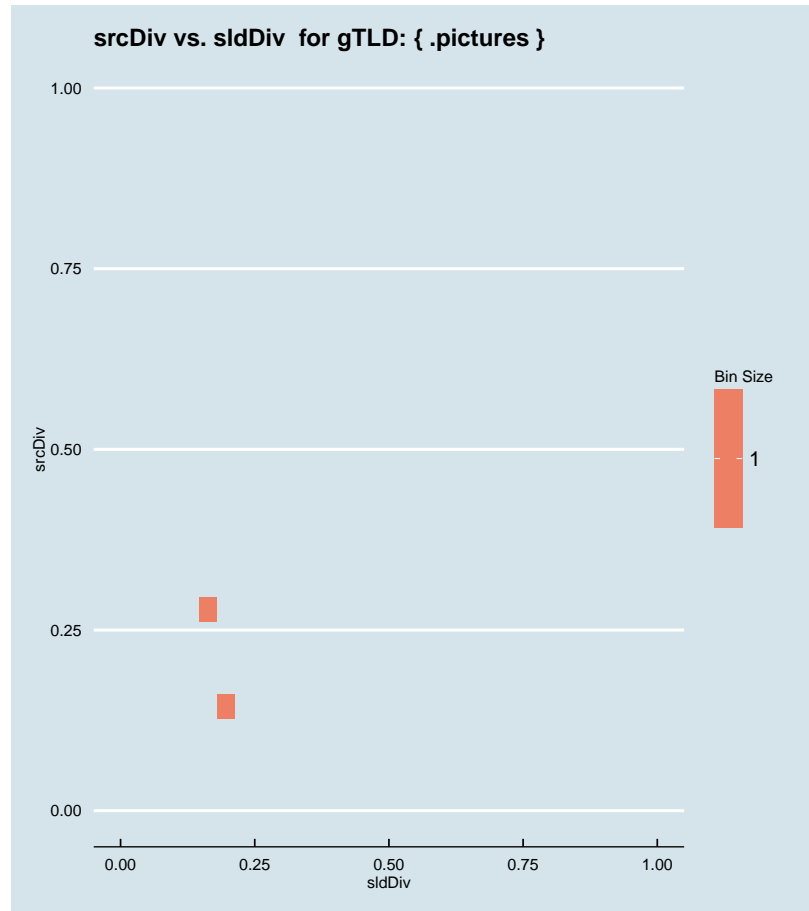


Figure 2.1292: Binned scatter-plot of srcDiv and sldDiv for gTLD: { .pictures }.

### :: 2.895 Representative SLDs for gTLD: { .pid }

In this section, we collect representative SLDs related to gTLD: 'pid'. We found 3 unique SLDs after filtering. A total of 9960 records were considered representative and they are 54.007% of the gTLD dump. Since the total number of records for this gTLD is 9960, there are 0 non-representative records (NRep). In addition, this set comprises  $4.08E-6$  of the entire data-set. Table 2.647 shows the corresponding SLDs ordered by the level of importance. Figure 2.1293 shows the record count (PPM) for each representative SLD. Figure 2.1294 shows the binned scatter-plot of srcDiv and sldDiv.

► { .pid }  
Total SLDs: 3  
a-sldDiv: 54.007%  
a-oR: 0.000%  
NRep: 0



Individual SLD descriptors for gTLD: {pid}										
SLD	count	sldDiv	$\phi$ -sldDiv	ipcount	srcDiv	$\phi$ -srcDiv	oR	a-srcDiv	a-oR	rem
INCATC	0.004	0.234	1.000	2.37E-4	0.055	0.007	1.77E-6	0.234	1.77E-6	5640
INVALID	0.004	0.212	1.000	6.32E-4	0.162	0.033	1.6E-6	0.446	3.37E-6	1735
RANDOM13	0.002	0.094	1.000	2.77E-4	0.160	0.033	7.11E-7	0.540	4.08E-6	0

Table 2.647: Top 3 most significant SLDs for gTLD 'pid'. The SLD list holds 54.007% of the entries found in the gTLD and 4.08E-6 of the total number of entries for the entire experiment. **count** represents the number of records found for the SLD (in parts per million). **sldDiv** is the raw count divided by the number of records of this gTLD dump file. **oR** is the ratio of raw count to the total number of records of the experiment.  **$\phi$ -sldDiv** represents the  $\phi$  percentile of sldDiv on the entire data-set. **a-srcDiv** is the cumulative srcDiv variable. **a-oR** is the cumulative oR.

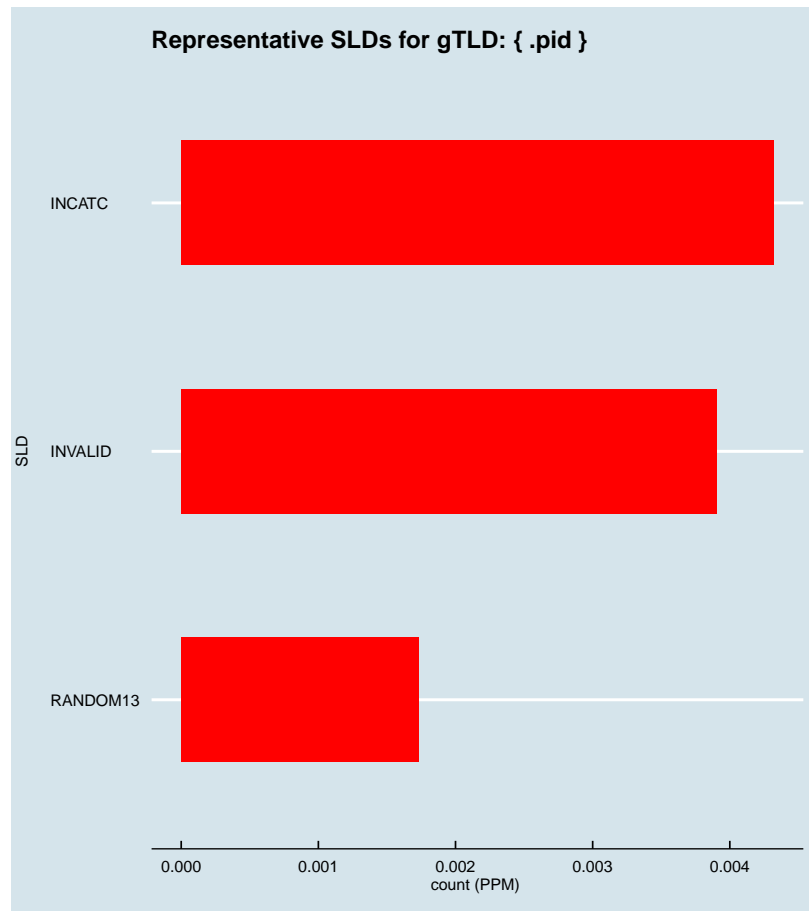


Figure 2.1293: Representative SLDs for gTLD: { .pid}. The  $x$  axis displays number of times (in parts per million) the corresponding SLD ( $y$  axis) was found in the gTLD.

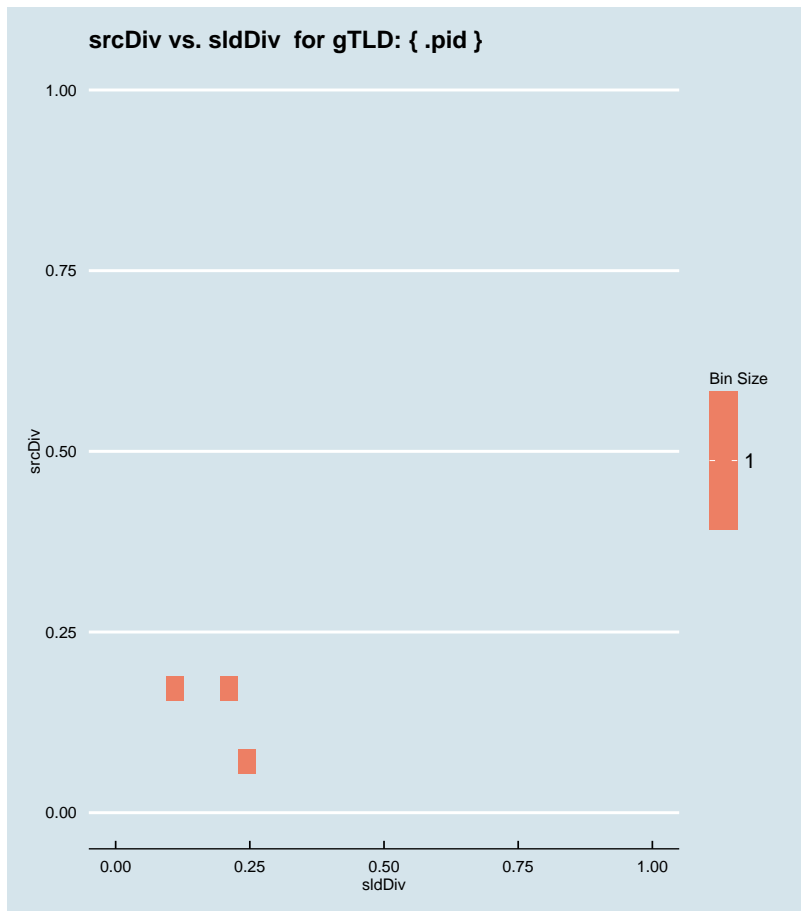


Figure 2.1294: Binned scatter-plot of srcDiv and sldDiv for gTLD: { .pid}.

### :: 2.896 Representative SLDs for gTLD: { .pin}

In this section, we collect representative SLDs related to gTLD: 'pin'. We found 8 unique SLDs after filtering. A total of 34441 records were considered representative and they are 69.352% of the gTLD dump. Since the total number of records for this gTLD is 34441, there are 0 non-representative records (NRep). In addition, this set comprises  $1.41E-5$  of the entire data-set. Table 2.648 shows the corresponding SLDs ordered by the level of importance. Figure 2.1295 shows the record count (PPM) for each representative SLD. Figure 2.1296 shows the binned scatter-plot of srcDiv and sldDiv.

► { .pin}  
 Total SLDs: 8  
 a-sldDiv: 69.352%  
 a-oR: 0.001%  
 NRep: 0



Individual SLD descriptors for gTLD: {pin}										
SLD	count	sldDiv	$\phi$ -sldDiv	ipcount	srcDiv	$\phi$ -srcDiv	oR	a-srcDiv	a-oR	rem
rpc	0.011	0.218	1.000	7.11E-4	0.066	0.009	4.43E-6	0.218	4.43E-6	23624
INCATE	0.010	0.200	1.000	0.005	0.492	0.130	4.07E-6	0.418	8.5E-6	13700
INCATB	0.004	0.080	1.000	8.77E-4	0.221	0.051	1.63E-6	0.498	1.01E-5	9732
INVALID	0.003	0.066	1.000	5.5E-4	0.169	0.037	1.34E-6	0.563	1.15E-5	6468
INCATF	0.002	0.041	1.000	8.5E-5	0.042	0.004	8.36E-7	0.604	1.23E-5	4429
RANDOM13	0.002	0.032	1.000	4.92E-4	0.305	0.078	6.61E-7	0.637	1.3E-5	2817
INCATC	0.002	0.032	1.000	9.52E-4	0.597	0.193	6.53E-7	0.669	1.36E-5	1223
SHORTSLD	0.001	0.025	0.999	6.31E-4	0.516	0.178	5.01E-7	0.694	1.41E-5	0

Table 2.648: Top 8 most significant SLDs for gTLD 'pin'. The SLD list holds 69.352% of the entries found in the gTLD and  $1.41E-5$  of the total number of entries for the entire experiment. **count** represents the number of records found for the SLD (in parts per million). **sldDiv** is the raw count divided by the number of records of this gTLD dump file. **oR** is the ratio of raw count to the total number of records of the experiment.  **$\phi$ -sldDiv** represents the  $\phi$  percentile of sldDiv on the entire data-set. **a-srcDiv** is the cumulative srcDiv variable. **a-oR** is the cumulative oR.

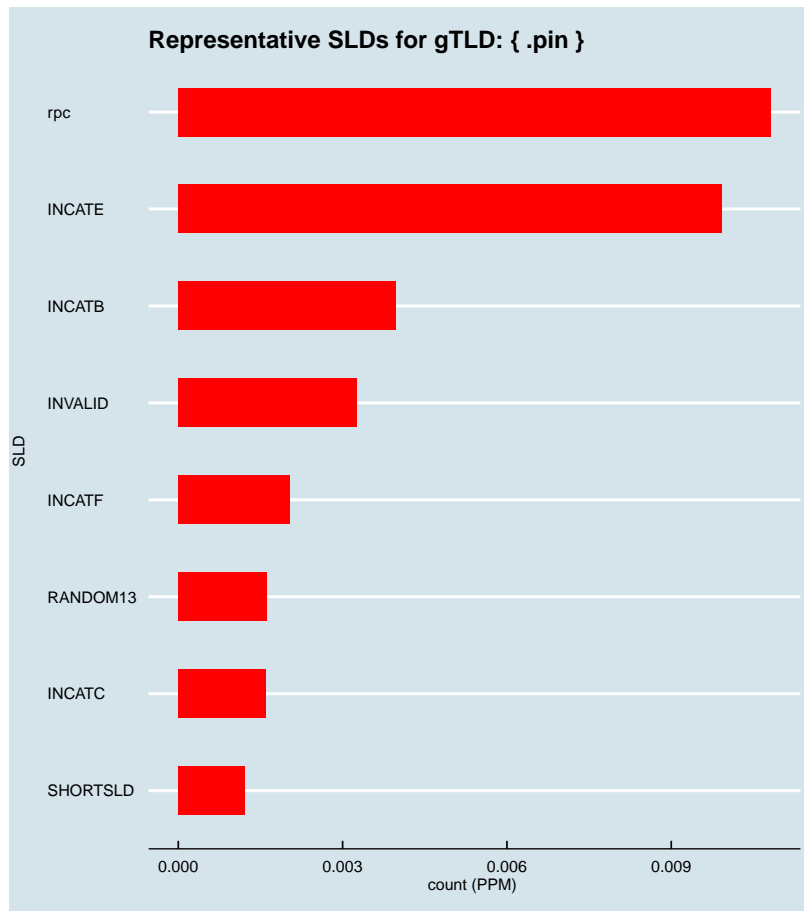


Figure 2.1295: Representative SLDs for gTLD: { .pin}. The x axis displays number of times (in parts per million) the corresponding SLD (y axis) was found in the gTLD.

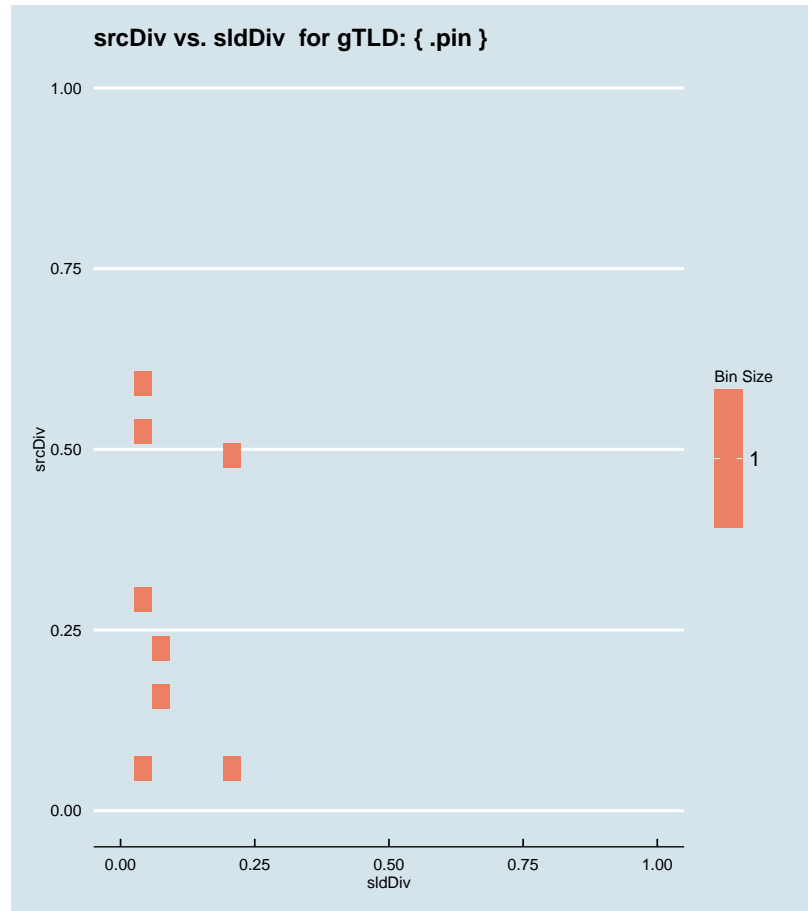


Figure 2.1296: Binned scatter-plot of srcDiv and sldDiv for gTLD: { .pin}.

### :: 2.897 Representative SLDs for gTLD: { .ping }

In this section, we collect representative SLDs related to gTLD: 'ping'. We found 8 unique SLDs after filtering. A total of 27045 records were considered representative and they are 63.556% of the gTLD dump. Since the total number of records for this gTLD is 27045, there are 0 non-representative records (NRep). In addition, this set comprises 1.11E-5 of the entire data-set. Table 2.649 shows the corresponding SLDs ordered by the level of importance. Figure 2.1297 shows the record count (PPM) for each representative SLD. Figure 2.1298 shows the binned scatter-plot of srcDiv and sldDiv.

► { .ping }  
Total SLDs: 8  
a-sldDiv: 63.556%  
a-oR: 0.001%  
NRep: 0

Individual SLD descriptors for gTLD: {ping}										
SLD	count	sldDiv	$\phi$ -sldDiv	ipcount	srcDiv	$\phi$ -srcDiv	oR	a-srcDiv	a-oR	rem
INVALID	0.008	0.196	1.000	6.45E-4	0.077	0.012	3.42E-6	0.196	3.42E-6	18706
INCATB	0.005	0.127	1.000	8.71E-4	0.161	0.033	2.21E-6	0.323	5.63E-6	13304
RANDOM10	0.003	0.078	1.000	8.19E-4	0.247	0.057	1.36E-6	0.401	6.99E-6	9987
RANDOM13	0.003	0.074	1.000	5.16E-4	0.164	0.034	1.29E-6	0.475	8.28E-6	6832
ps11	0.002	0.044	1.000	8E-6	0.004	1.5E-4	7.74E-7	0.519	9.06E-6	4944
INCATE	0.002	0.041	1.000	0.001	0.655	0.208	7.22E-7	0.561	9.78E-6	3181
wpad	0.002	0.038	1.000	5.26E-4	0.327	0.082	6.6E-7	0.599	1.04E-5	1571
SHORTSLD	0.002	0.037	1.000	7.31E-4	0.465	0.127	6.44E-7	0.636	1.11E-5	0

Table 2.649: Top 8 most significant SLDs for gTLD 'ping'. The SLD list holds 63.556% of the entries found in the gTLD and 1.11E-5 of the total number of entries for the entire experiment. **count** represents the number of records found for the SLD (in parts per million). **sldDiv** is the raw count divided by the number of records of this gTLD dump file. **oR** is the ratio of raw count to the total number of records of the experiment.  **$\phi$ -sldDiv** represents the  $\phi$  percentile of sldDiv on the entire data-set. **a-srcDiv** is the cumulative srcDiv variable. **a-oR** is the cumulative oR.

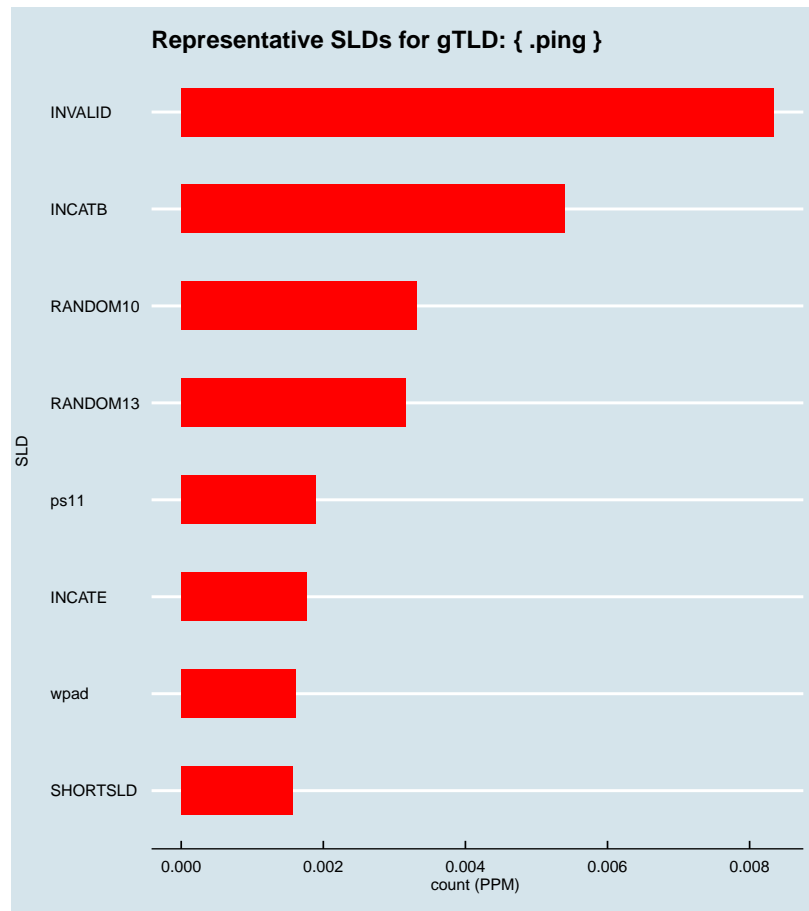


Figure 2.1297: Representative SLDs for gTLD: { .ping}. The  $x$  axis displays number of times (in parts per million) the corresponding SLD ( $y$  axis) was found in the gTLD.

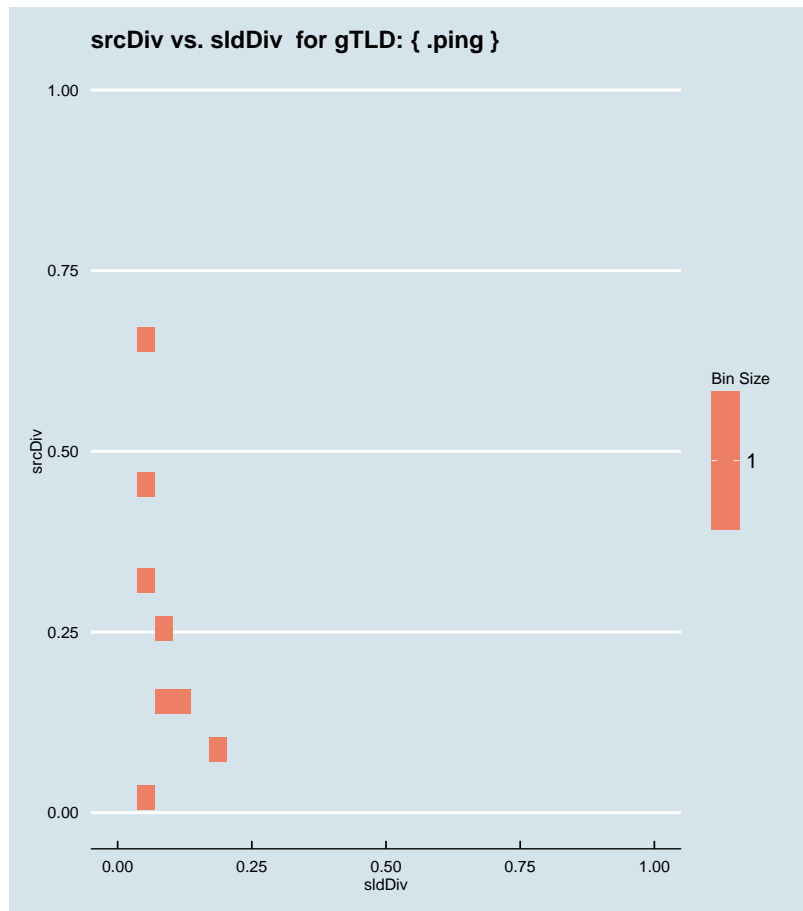


Figure 2.1298: Binned scatter-plot of srcDiv and sldDiv for gTLD: { .ping}.

### :: 2.898 Representative SLDs for gTLD: { .pink }

In this section, we collect representative SLDs related to gTLD: 'pink'. We found 6 unique SLDs after filtering. A total of 20302 records were considered representative and they are 70.892% of the gTLD dump. Since the total number of records for this gTLD is 20302, there are 0 non-representative records (NRep). In addition, this set comprises  $8.32E-6$  of the entire data-set. Table 2.650 shows the corresponding SLDs ordered by the level of importance. Figure 2.1299 shows the record count (PPM) for each representative SLD. Figure 2.1300 shows the binned scatter-plot of srcDiv and sldDiv.

► { .pink }  
 Total SLDs: 6  
 a-sldDiv: 70.892%  
 a-oR: 0.001%  
 NRep: 0

Individual SLD descriptors for gTLD: {pink}										
SLD	count	sldDiv	$\phi$ -sldDiv	ipcount	srcDiv	$\phi$ -srcDiv	oR	a-srcDiv	a-oR	rem
INCATB	0.007	0.254	1.000	8.84E-4	0.122	0.022	2.98E-6	0.254	2.98E-6	13031
INVALID	0.005	0.186	1.000	0.001	0.198	0.043	2.18E-6	0.440	5.16E-6	7706
INCATE	0.003	0.091	1.000	0.002	0.585	0.191	1.07E-6	0.531	6.23E-6	5099
RANDOM10	0.002	0.078	1.000	3.37E-4	0.152	0.031	9.11E-7	0.608	7.14E-6	2876
RANDOM13	0.002	0.053	1.000	4.14E-4	0.275	0.070	6.17E-7	0.661	7.76E-6	1370
wpad	0.001	0.048	1.000	4.38E-4	0.320	0.081	5.61E-7	0.709	8.32E-6	0

Table 2.650: Top 6 most significant SLDs for gTLD 'pink'. The SLD list holds 70.892% of the entries found in the gTLD and 8.32E-6 of the total number of entries for the entire experiment. **count** represents the number of records found for the SLD (in parts per million). **sldDiv** is the raw count divided by the number of records of this gTLD dump file. **oR** is the ratio of raw count to the total number of records of the experiment.  $\phi$ -**sldDiv** represents the  $\phi$  percentile of sldDiv on the entire data-set. **a-srcDiv** is the cumulative srcDiv variable. **a-oR** is the cumulative oR.

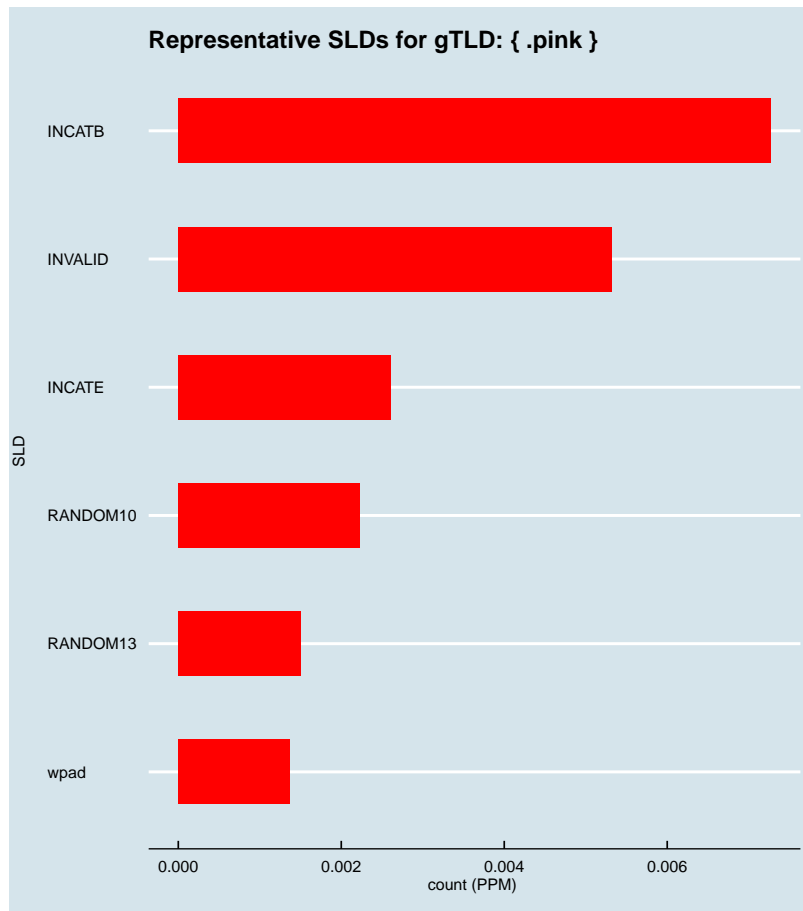


Figure 2.1299: Representative SLDs for gTLD: { .pink}. The *x* axis displays number of times (in parts per million) the corresponding SLD (*y* axis) was found in the gTLD.



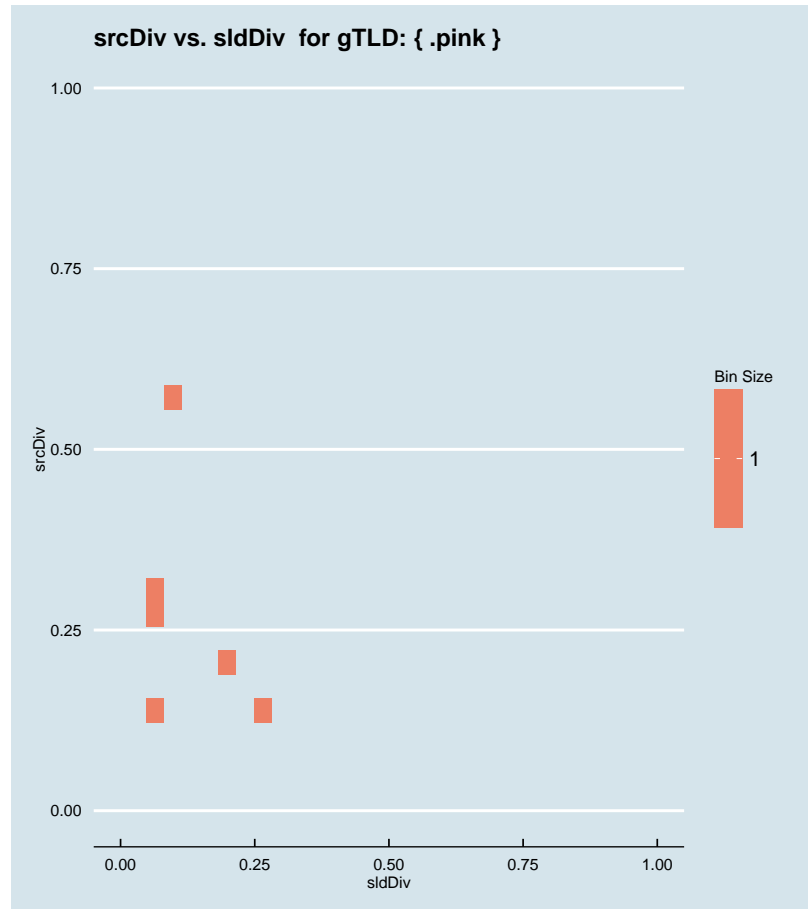


Figure 2.1300: Binned scatter-plot of srcDiv and sldDiv for gTLD: { .pink }.

### :: 2.899 Representative SLDs for gTLD: { .pioneer }

In this section, we collect representative SLDs related to gTLD: 'pioneer'. We found 11 unique SLDs after filtering. A total of 43035 records were considered representative and they are 78.708% of the gTLD dump. Since the total number of records for this gTLD is 43035, there are 0 non-representative records (NRep). In addition, this set comprises 1.76E-5 of the entire data-set. Table 2.651 shows the corresponding SLDs ordered by the level of importance. Figure 2.1301 shows the record count (PPM) for each representative SLD. Figure 2.1302 shows the binned scatter-plot of srcDiv and sldDiv.

► { .pioneer }  
Total SLDs: 11  
a-sldDiv: 78.708%  
a-oR: 0.002%  
NRep: 0

Individual SLD descriptors for gTLD: {pioneer}										
SLD	count	sldDiv	$\phi$ -sldDiv	ipcount	srcDiv	$\phi$ -srcDiv	oR	a-srcDiv	a-oR	rem
INCATB	0.014	0.247	1.000	0.001	0.086	0.014	5.54E-6	0.247	5.54E-6	29524
INCATF	0.009	0.158	1.000	5.59E-4	0.065	0.009	3.54E-6	0.405	9.07E-6	20892
INVALID	0.004	0.073	1.000	5.59E-4	0.139	0.027	1.64E-6	0.478	1.07E-5	16884
INCATC	0.003	0.060	1.000	5.25E-4	0.160	0.033	1.35E-6	0.538	1.21E-5	13593
server	0.003	0.059	1.000	1.1E-4	0.034	0.003	1.32E-6	0.597	1.34E-5	10383
wpad	0.002	0.044	1.000	9.32E-4	0.392	0.107	9.75E-7	0.641	1.44E-5	8003
RANDOM13	0.002	0.040	1.000	3.93E-4	0.181	0.039	8.88E-7	0.680	1.52E-5	5836
RANDOM10	0.002	0.033	1.000	4.65E-4	0.254	0.065	7.5E-7	0.714	1.6E-5	4005
mpt	0.002	0.028	0.999	5.3E-5	0.035	0.003	6.24E-7	0.742	1.66E-5	2482
isatap	0.001	0.023	0.999	4.11E-4	0.322	0.081	5.23E-7	0.765	1.71E-5	1205
npi0a81c7	0.001	0.022	0.999	2.3E-5	0.019	0.001	4.94E-7	0.787	1.76E-5	0

Table 2.651: Top 11 most significant SLDs for gTLD 'pioneer'. The SLD list holds 78.708% of the entries found in the gTLD and 1.76E-5 of the total number of entries for the entire experiment. **count** represents the number of records found for the SLD (in parts per million). **sldDiv** is the raw count divided by the number of records of this gTLD dump file. **oR** is the ratio of raw count to the total number of records of the experiment.  $\phi$ -**sldDiv** represents the  $\phi$  percentile of sldDiv on the entire data-set. **a-srcDiv** is the cumulative srcDiv variable. **a-oR** is the cumulative oR.

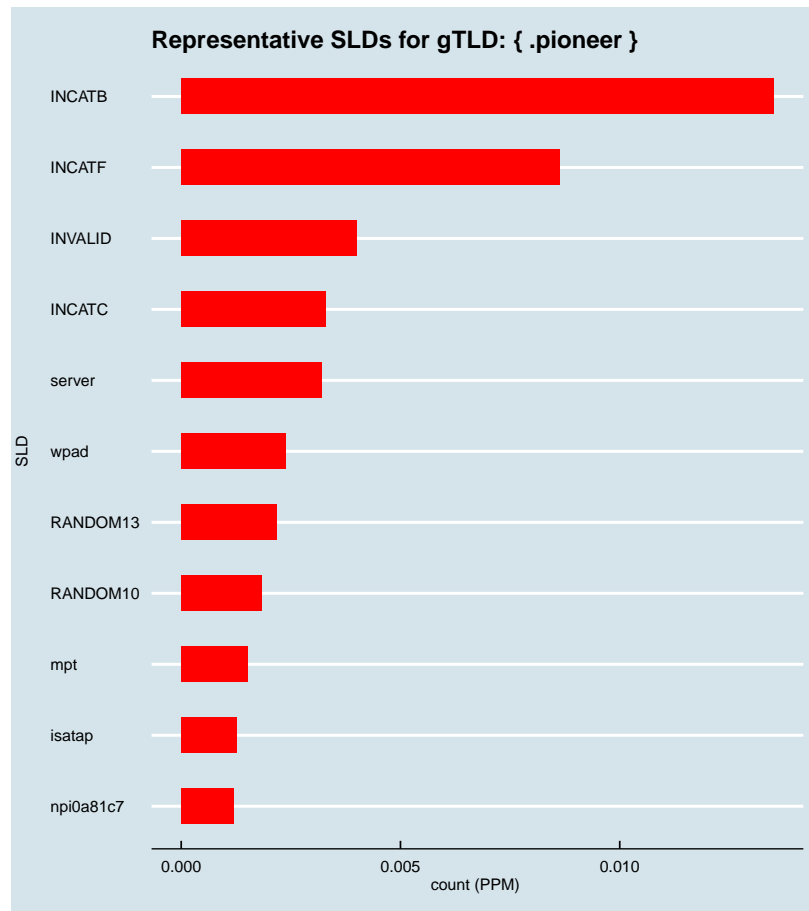


Figure 2.1301: Representative SLDs for gTLD: { .pioneer }. The x axis displays number of times (in parts per million) the corresponding SLD (y axis) was found in the gTLD.

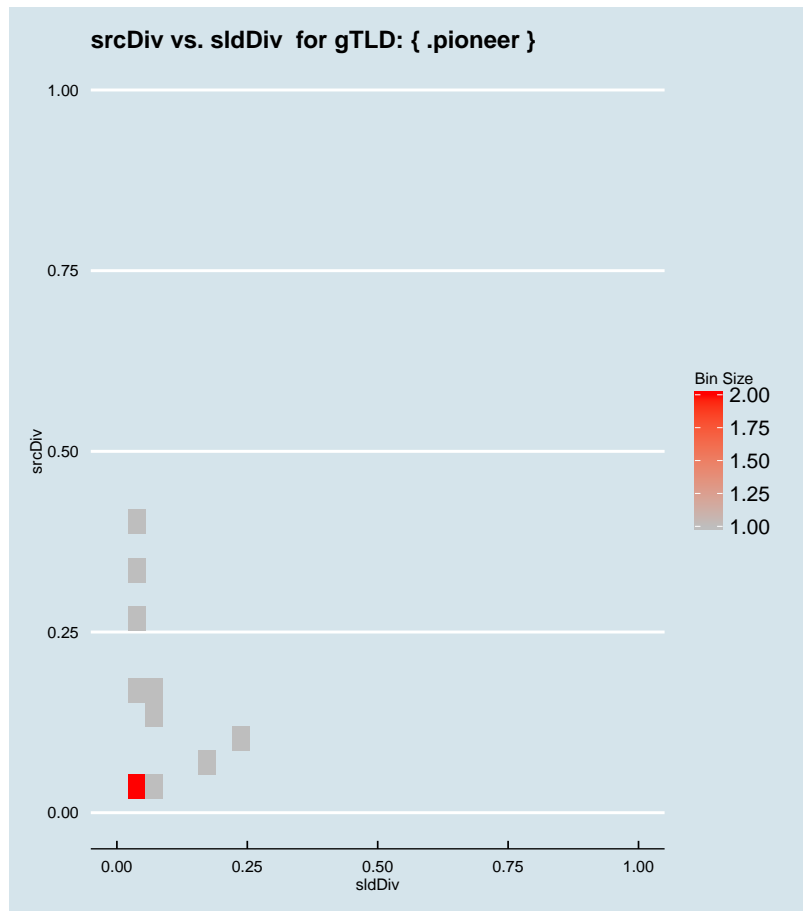


Figure 2.1302: Binned scatter-plot of srcDiv and sldDiv for gTLD: { .pioneer }.

∴ 2.900 Representative SLDs for gTLD: { .piperlime }

In this section, we collect representative SLDs related to gTLD: 'piperlime'. We found 0 unique SLDs after filtering. A total of 0 records were considered representative and they are 0.000% of the gTLD dump. Since the total number of records for this gTLD is 0, there are 0 non-representative records (NRep). In addition, this set comprises 0E0 of the entire data-set.

► { .piperlime }  
 Total SLDs: 0  
 a-sldDiv: 0.000%  
 a-oR: 0.000%  
 NRep: 0

∴ 2.901 Representative SLDs for gTLD: { .pitney }

In this section, we collect representative SLDs related to gTLD: 'pitney'. We found 1

► { .pitney }  
 Total SLDs: 1  
 a-sldDiv: 44.917%  
 a-oR: 0.000%  
 NRep: 0

unique SLDs after filtering. A total of 1975 records were considered representative and they are 44.917% of the gTLD dump. Since the total number of records for this gTLD is 1975, there are 0 non-representative records (NRep). In addition, this set comprises  $8.09E-7$  of the entire data-set. Table 2.652 shows the corresponding SLDs ordered by the level of importance. Figure 2.1303 shows the record count (PPM) for each representative SLD. Figure 2.1304 shows the binned scatter-plot of srcDiv and sldDiv.

Individual SLD descriptors for gTLD: {pitney}										
SLD	count	sldDiv	$\phi$ -sldDiv	ipcount	srcDiv	$\phi$ -srcDiv	oR	a-srcDiv	a-oR	rem
RANDOM13	0.002	0.449	1.000	$1.21E-4$	0.061	0.008	$8.09E-7$	0.449	$8.09E-7$	0

Table 2.652: Top 1 most significant SLDs for gTLD 'pitney'. The SLD list holds 44.917% of the entries found in the gTLD and  $8.09E-7$  of the total number of entries for the entire experiment. **count** represents the number of records found for the SLD (in parts per million). **sldDiv** is the raw count divided by the number of records of this gTLD dump file. **oR** is the ratio of raw count to the total number of records of the experiment.  **$\phi$ -sldDiv** represents the  $\phi$  percentile of sldDiv on the entire data-set. **a-srcDiv** is the cumulative srcDiv variable. **a-oR** is the cumulative oR.

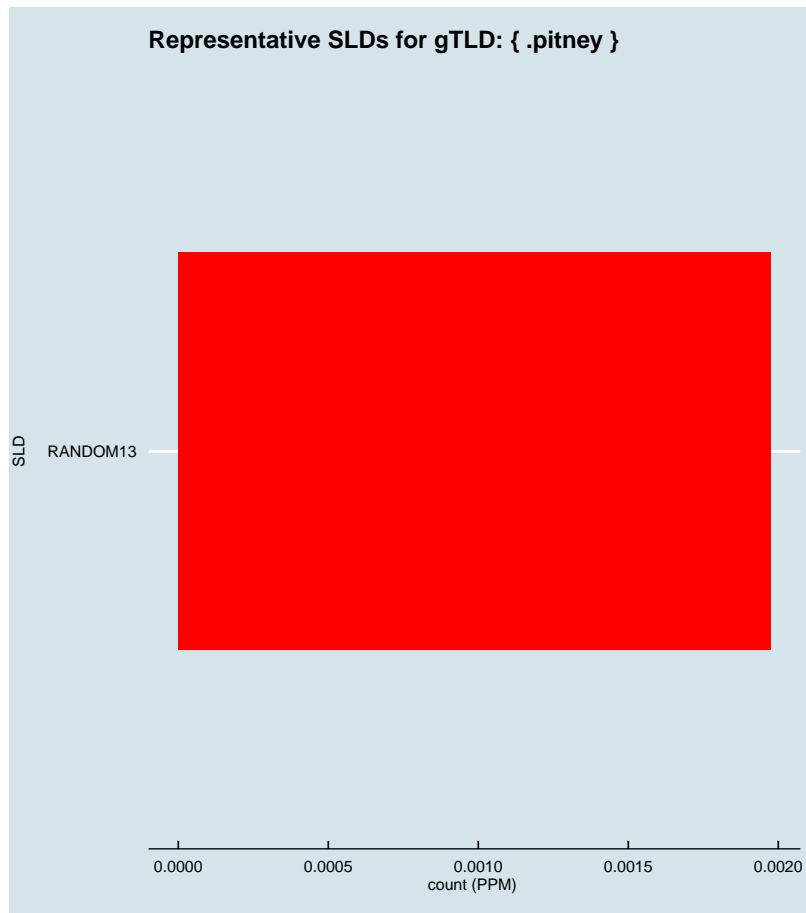


Figure 2.1303: Representative SLDs for gTLD: { .pitney}. The  $x$  axis displays number of times (in parts per million) the corresponding SLD ( $y$  axis) was found in the gTLD.

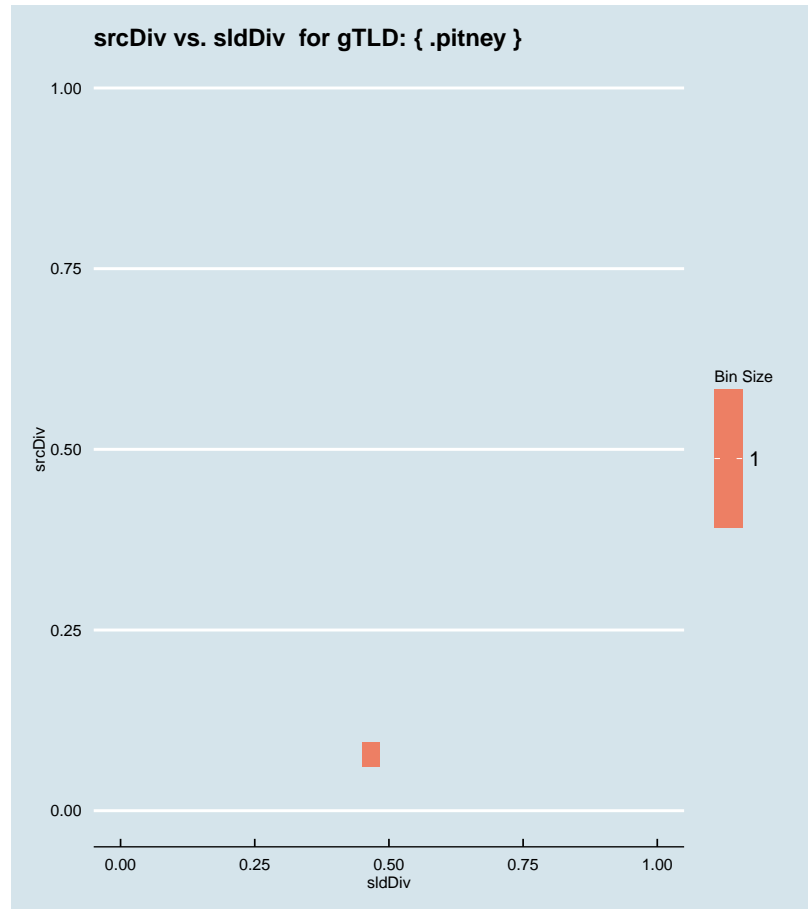


Figure 2.1304: Binned scatter-plot of srcDiv and sldDiv for gTLD: { .pitney}.

### :: 2.902 Representative SLDs for gTLD: { .pizza }

In this section, we collect representative SLDs related to gTLD: 'pizza'. We found 7 unique SLDs after filtering. A total of 23402 records were considered representative and they are 69.775% of the gTLD dump. Since the total number of records for this gTLD is 23402, there are 0 non-representative records (NRep). In addition, this set comprises  $9.59E-6$  of the entire data-set. Table 2.653 shows the corresponding SLDs ordered by the level of importance. Figure 2.1305 shows the record count (PPM) for each representative SLD. Figure 2.1306 shows the binned scatter-plot of srcDiv and sldDiv.

► { .pizza }  
Total SLDs: 7  
a-sldDiv: 69.775%  
a-oR: 0.001%  
NRep: 0

Individual SLD descriptors for gTLD: {pizza}										
SLD	count	sldDiv	$\phi$ -sldDiv	ipcount	srcDiv	$\phi$ -srcDiv	oR	a-srcDiv	a-oR	rem
INVALID	0.009	0.281	1.000	4.5E-4	0.048	0.006	3.87E-6	0.281	3.87E-6	13964
RANDOM13	0.003	0.091	1.000	3.5E-4	0.114	0.021	1.26E-6	0.373	5.12E-6	10901
INCATB	0.003	0.083	1.000	3.12E-4	0.113	0.020	1.13E-6	0.455	6.26E-6	8134
INCATF	0.002	0.074	1.000	6.9E-5	0.028	0.002	1.02E-6	0.530	7.28E-6	5641
angaru	0.002	0.066	1.000	4.1E-5	0.018	0.001	9.1E-7	0.596	8.19E-6	3421
RANDOM10	0.002	0.059	1.000	2.98E-4	0.150	0.031	8.13E-7	0.655	9E-6	1437
wpad	0.001	0.043	1.000	3.11E-4	0.216	0.051	5.89E-7	0.698	9.59E-6	0

Table 2.653: Top 7 most significant SLDs for gTLD 'pizza'. The SLD list holds 69.775% of the entries found in the gTLD and 9.59E-6 of the total number of entries for the entire experiment. **count** represents the number of records found for the SLD (in parts per million). **sldDiv** is the raw count divided by the number of records of this gTLD dump file. **oR** is the ratio of raw count to the total number of records of the experiment.  **$\phi$ -sldDiv** represents the  $\phi$  percentile of sldDiv on the entire data-set. **a-srcDiv** is the cumulative srcDiv variable. **a-oR** is the cumulative oR.



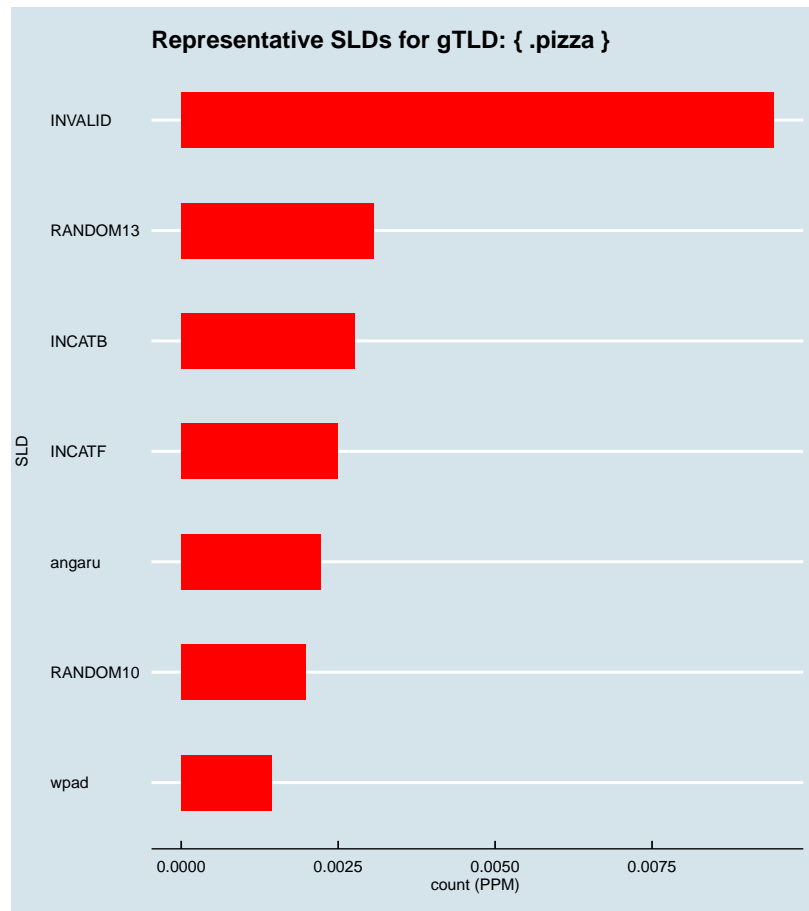


Figure 2.1305: Representative SLDs for gTLD: { .pizza }. The  $x$  axis displays number of times (in parts per million) the corresponding SLD ( $y$  axis) was found in the gTLD.

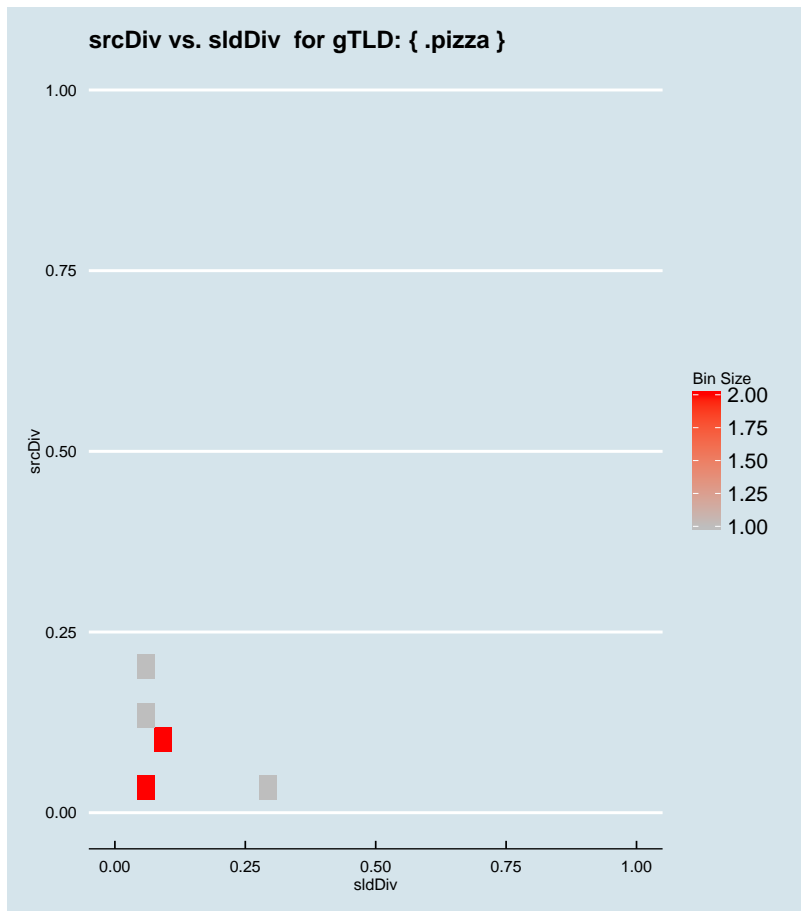


Figure 2.1306: Binned scatter-plot of srcDiv and sldDiv for gTLD: { .pizza }.

### :: 2.903 Representative SLDs for gTLD: { .place }

In this section, we collect representative SLDs related to gTLD: 'place'. We found 6 unique SLDs after filtering. A total of 41660 records were considered representative and they are 74.309% of the gTLD dump. Since the total number of records for this gTLD is 41660, there are 0 non-representative records (NRep). In addition, this set comprises  $1.71E-5$  of the entire data-set. Table 2.654 shows the corresponding SLDs ordered by the level of importance. Figure 2.1307 shows the record count (PPM) for each representative SLD. Figure 2.1308 shows the binned scatter-plot of srcDiv and sldDiv.

► { .place }  
 Total SLDs: 6  
 a-sldDiv: 74.309%  
 a-oR: 0.002%  
 NRep: 0

Individual SLD descriptors for gTLD: {place}										
SLD	count	sldDiv	$\phi$ -sldDiv	ipcount	srcDiv	$\phi$ -srcDiv	oR	a-srcDiv	a-oR	rem
INVALID	0.024	0.436	1.000	0.001	0.051	0.006	1E-5	0.436	1E-5	17219
INCATB	0.006	0.108	1.000	0.002	0.381	0.105	2.47E-6	0.544	1.25E-5	11184
INCATC	0.006	0.099	1.000	0.001	0.189	0.042	2.27E-6	0.643	1.48E-5	5634
RANDOM13	0.002	0.039	1.000	5.19E-4	0.237	0.056	8.97E-7	0.682	1.57E-5	3445
RANDOM10	0.002	0.033	1.000	3.2E-4	0.171	0.037	7.67E-7	0.715	1.64E-5	1573
lanson	0.002	0.028	0.999	2.83E-4	0.180	0.039	6.45E-7	0.743	1.71E-5	0

Table 2.654: Top 6 most significant SLDs for gTLD 'place'. The SLD list holds 74.309% of the entries found in the gTLD and 1.71E-5 of the total number of entries for the entire experiment. **count** represents the number of records found for the SLD (in parts per million). **sldDiv** is the raw count divided by the number of records of this gTLD dump file. **oR** is the ratio of raw count to the total number of records of the experiment.  $\phi$ -**sldDiv** represents the  $\phi$  percentile of sldDiv on the entire data-set. **a-srcDiv** is the cumulative srcDiv variable. **a-oR** is the cumulative oR.

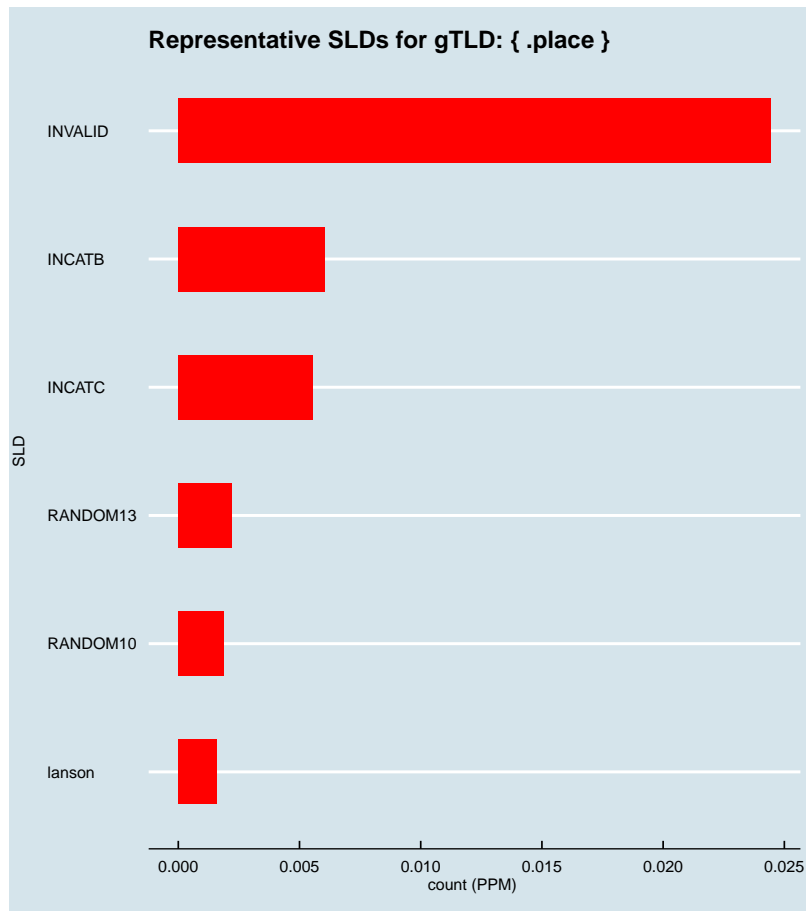


Figure 2.1307: Representative SLDs for gTLD: { .place}. The *x* axis displays number of times (in parts per million) the corresponding SLD (*y* axis) was found in the gTLD.

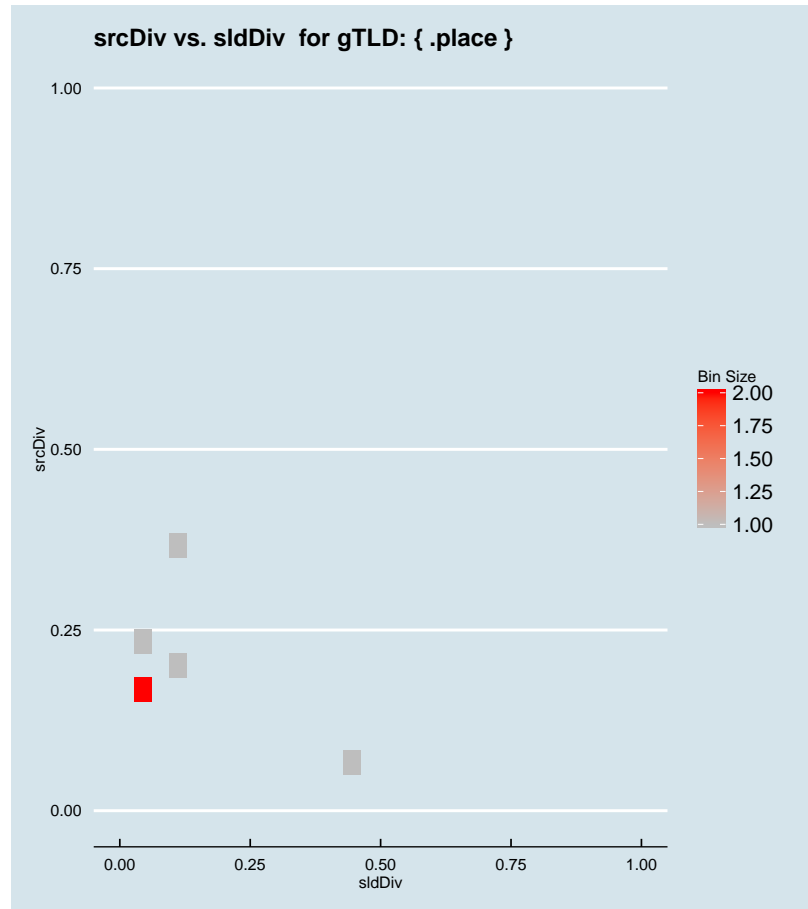


Figure 2.1308: Binned scatter-plot of srcDiv and sldDiv for gTLD: { .place}.

### :: 2.904 Representative SLDs for gTLD: { .play }

In this section, we collect representative SLDs related to gTLD: 'play'. We found 8 unique SLDs after filtering. A total of 44250 records were considered representative and they are 68.419% of the gTLD dump. Since the total number of records for this gTLD is 44250, there are 0 non-representative records (NRep). In addition, this set comprises 1.81E-5 of the entire data-set. Table 2.655 shows the corresponding SLDs ordered by the level of importance. Figure 2.1309 shows the record count (PPM) for each representative SLD. Figure 2.1310 shows the binned scatter-plot of srcDiv and sldDiv.

► { .play }  
Total SLDs: 8  
a-sldDiv: 68.419%  
a-oR: 0.002%  
NRep: 0

Individual SLD descriptors for gTLD: {play}										
SLD	count	sldDiv	$\phi$ -sldDiv	ipcount	srcDiv	$\phi$ -srcDiv	oR	a-srcDiv	a-oR	rem
INVALID	0.013	0.197	1.000	0.002	0.161	0.033	5.23E-6	0.197	5.23E-6	31490
INCATC	0.012	0.184	1.000	0.004	0.365	0.101	4.88E-6	0.381	1.01E-5	19586
INCATE	0.006	0.086	1.000	0.003	0.630	0.204	2.27E-6	0.467	1.24E-5	14035
INCATB	0.005	0.076	1.000	0.002	0.507	0.177	2.01E-6	0.543	1.44E-5	9126
RANDOM13	0.003	0.042	1.000	5.66E-4	0.206	0.048	1.12E-6	0.585	1.55E-5	6385
SHORTSLD	0.003	0.042	1.000	9.95E-4	0.364	0.101	1.12E-6	0.628	1.66E-5	3652
RANDOM10	0.002	0.030	1.000	4.58E-4	0.237	0.056	7.91E-7	0.658	1.74E-5	1721
INCATF	0.002	0.027	0.999	4.8E-5	0.028	0.002	7.05E-7	0.684	1.81E-5	0

Table 2.655: Top 8 most significant SLDs for gTLD 'play'. The SLD list holds 68.419% of the entries found in the gTLD and 1.81E-5 of the total number of entries for the entire experiment. **count** represents the number of records found for the SLD (in parts per million). **sldDiv** is the raw count divided by the number of records of this gTLD dump file. **oR** is the ratio of raw count to the total number of records of the experiment.  **$\phi$ -sldDiv** represents the  $\phi$  percentile of sldDiv on the entire data-set. **a-srcDiv** is the cumulative srcDiv variable. **a-oR** is the cumulative oR.

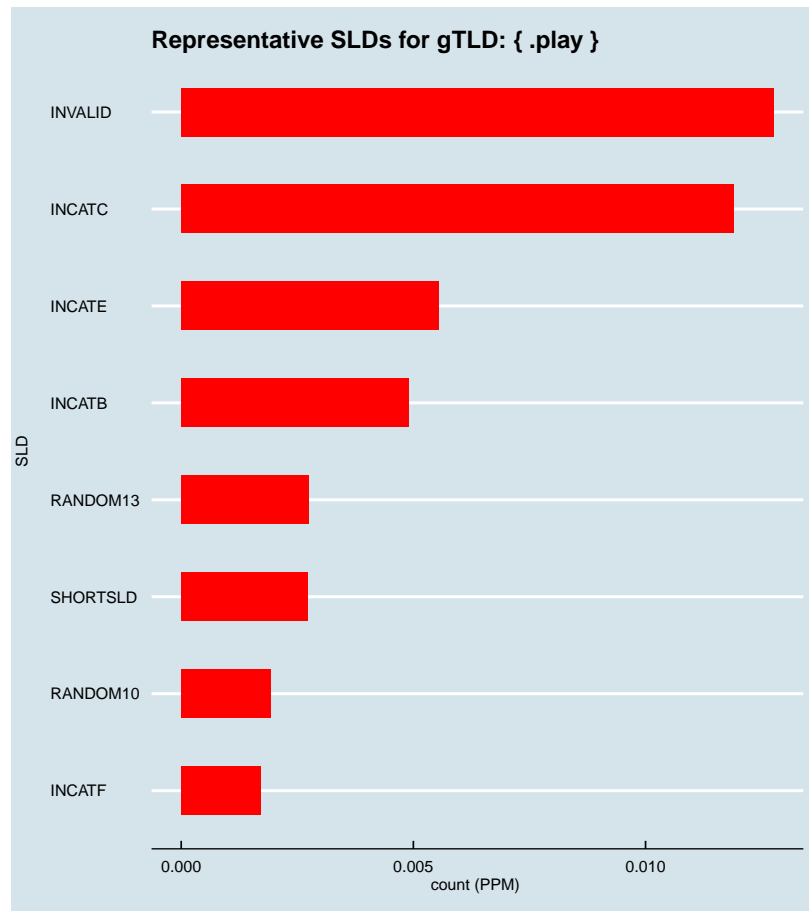


Figure 2.1309: Representative SLDs for gTLD: { .play}. The  $x$  axis displays number of times (in parts per million) the corresponding SLD ( $y$  axis) was found in the gTLD.

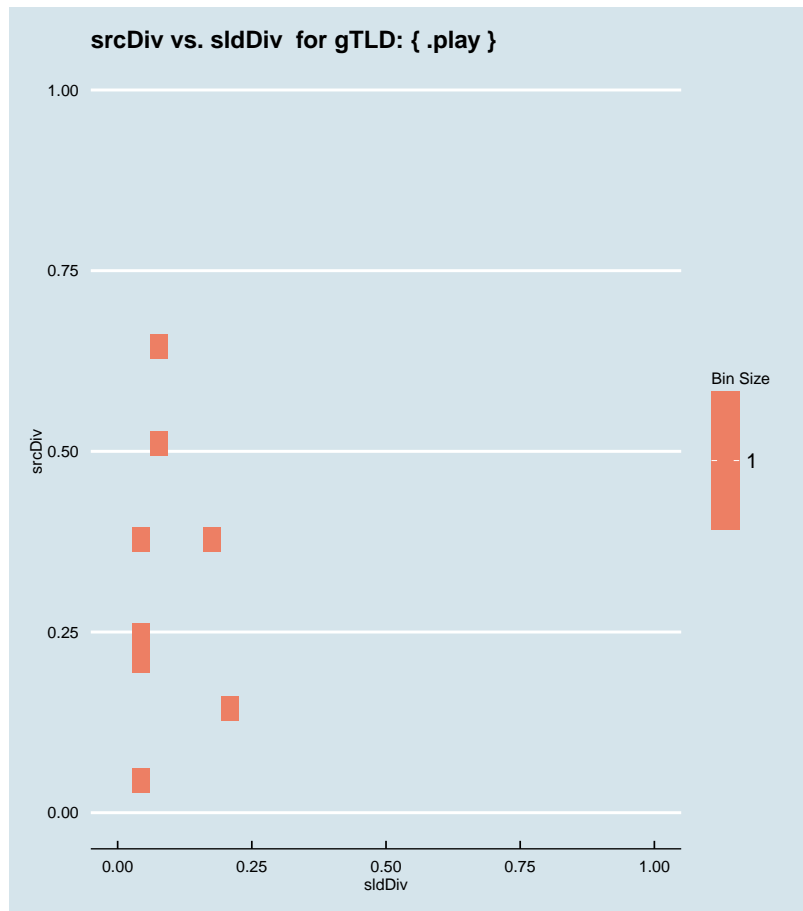


Figure 2.1310: Binned scatter-plot of srcDiv and sldDiv for gTLD: { .play }.

### :: 2.905 Representative SLDs for gTLD: { .playstation }

In this section, we collect representative SLDs related to gTLD: 'playstation'. We found 2 unique SLDs after filtering. A total of 4405 records were considered representative and they are 53.316% of the gTLD dump. Since the total number of records for this gTLD is 4405, there are 0 non-representative records (NRep). In addition, this set comprises 1.81E-6 of the entire data-set. Table 2.656 shows the corresponding SLDs ordered by the level of importance. Figure 2.1311 shows the record count (PPM) for each representative SLD. Figure 2.1312 shows the binned scatter-plot of srcDiv and sldDiv.

► { .playstation }  
 Total SLDs: 2  
 a-sldDiv: 53.316%  
 a-oR: 0.000%  
 NRep: 0



Individual SLD descriptors for gTLD: {playstation}										
SLD	count	sldDiv	$\phi$ -sldDiv	ipcount	srcDiv	$\phi$ -srcDiv	oR	a-srcDiv	a-oR	rem
INVALID	0.002	0.270	1.000	2.63E-4	0.118	0.022	9.15E-7	0.270	9.15E-7	2173
INCATB	0.002	0.263	1.000	0.001	0.689	0.234	8.91E-7	0.533	1.81E-6	0

Table 2.656: Top 2 most significant SLDs for gTLD 'playstation'. The SLD list holds 53.316% of the entries found in the gTLD and 1.81E-6 of the total number of entries for the entire experiment. **count** represents the number of records found for the SLD (in parts per million). **sldDiv** is the raw count divided by the number of records of this gTLD dump file. **oR** is the ratio of raw count to the total number of records of the experiment.  **$\phi$ -sldDiv** represents the  $\phi$  percentile of sldDiv on the entire data-set. **a-srcDiv** is the cumulative srcDiv variable. **a-oR** is the cumulative oR.

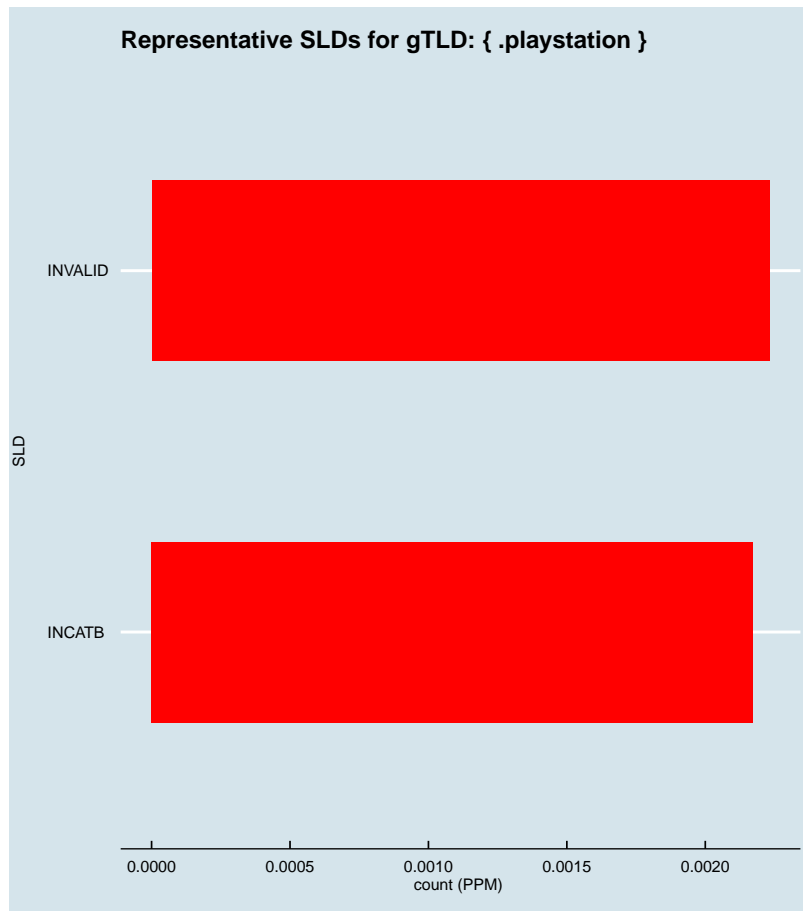


Figure 2.1311: Representative SLDs for gTLD: { .playstation }. The x axis displays number of times (in parts per million) the corresponding SLD (y axis) was found in the gTLD.

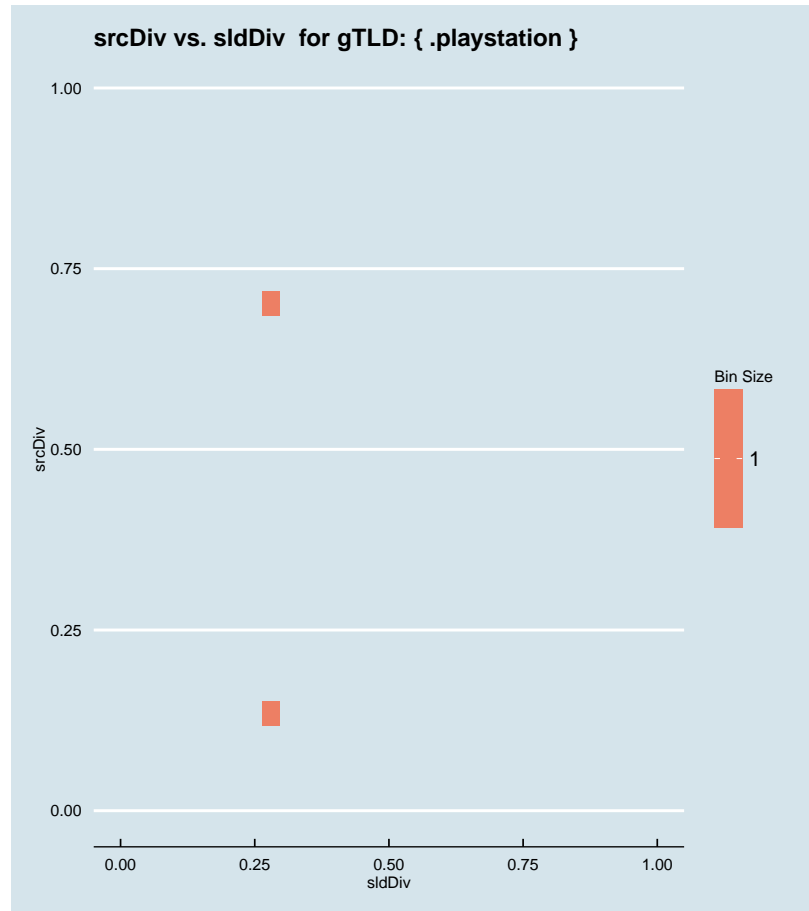


Figure 2.1312: Binned scatter-plot of srcDiv and sldDiv for gTLD: { .playstation}.

### :: 2.906 Representative SLDs for gTLD: { .plumbing }

In this section, we collect representative SLDs related to gTLD: 'plumbing'. We found 1 unique SLDs after filtering. A total of 1712 records were considered representative and they are 54.040% of the gTLD dump. Since the total number of records for this gTLD is 1712, there are 0 non-representative records (NRep). In addition, this set comprises  $7.02E-7$  of the entire data-set. Table 2.657 shows the corresponding SLDs ordered by the level of importance. Figure 2.1313 shows the record count (PPM) for each representative SLD. Figure 2.1314 shows the binned scatter-plot of srcDiv and sldDiv.

► { .plumbing }  
Total SLDs: 1  
a-sldDiv: 54.040%  
a-oR: 0.000%  
NRep: 0

Individual SLD descriptors for gTLD: {,plumbing}										
SLD	count	sldDiv	$\phi$ -sldDiv	ipcount	srcDiv	$\phi$ -srcDiv	oR	a-srcDiv	a-oR	rem
INVALID	0.002	0.540	1.000	1.13E-4	0.066	0.009	7.02E-7	0.540	7.02E-7	0

Table 2.657: Top 1 most significant SLDs for gTLD 'plumbing'. The SLD list holds 54.040% of the entries found in the gTLD and 7.02E-7 of the total number of entries for the entire experiment. **count** represents the number of records found for the SLD (in parts per million). **sldDiv** is the raw count divided by the number of records of this gTLD dump file. **oR** is the ratio of raw count to the total number of records of the experiment.  **$\phi$ -sldDiv** represents the  $\phi$  percentile of sldDiv on the entire data-set. **a-srcDiv** is the cumulative srcDiv variable. **a-oR** is the cumulative oR.

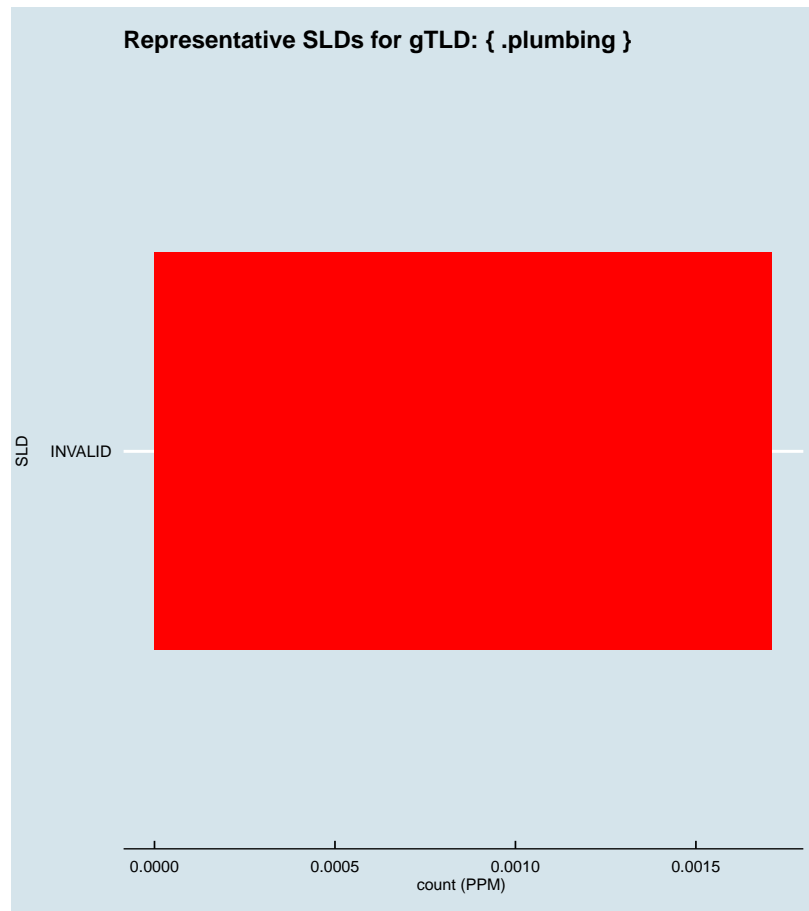


Figure 2.1313: Representative SLDs for gTLD: { .plumbing}. The  $x$  axis displays number of times (in parts per million) the corresponding SLD ( $y$  axis) was found in the gTLD.

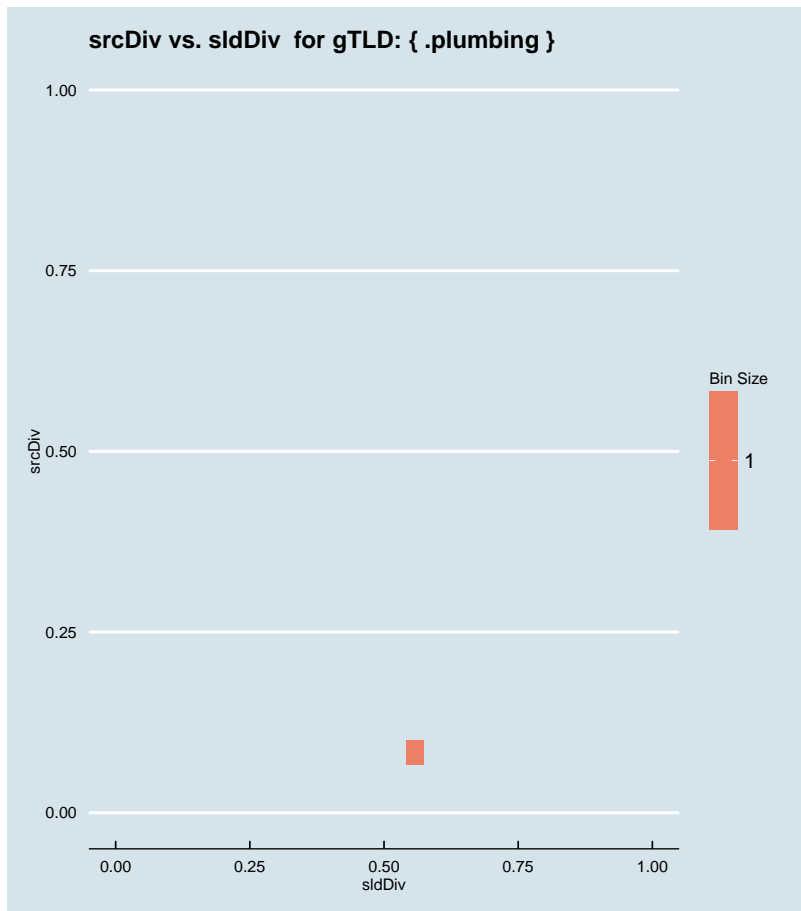


Figure 2.1314: Binned scatter-plot of srcDiv and sldDiv for gTLD: { .plumbing}.

### :: 2.907 Representative SLDs for gTLD: { .plus }

In this section, we collect representative SLDs related to gTLD: 'plus'. We found 20 unique SLDs after filtering. A total of 296595 records were considered representative and they are 67.930% of the gTLD dump. Since the total number of records for this gTLD is 296595, there are 0 non-representative records (NRep). In addition, this set comprises 1.22E-4 of the entire data-set. Table 2.658 shows the corresponding SLDs ordered by the level of importance. Figure 2.1315 shows the record count (PPM) for each representative SLD. Figure 2.1316 shows the binned scatter-plot of srcDiv and sldDiv.

► { .plus }  
 Total SLDs: 20  
 a-sldDiv: 67.930%  
 a-oR: 0.012%  
 NRep: 0

Individual SLD descriptors for gTLD: {plus}										
SLD	count	sldDiv	$\phi$ -sldDiv	ipcount	srcDiv	$\phi$ -srcDiv	oR	a-srcDiv	a-oR	rem
cima	0.120	0.276	1.000	0.002	0.015	9.68E-4	4.93E-5	0.276	4.93E-5	176235
INCATF	0.054	0.123	1.000	0.002	0.039	0.004	2.21E-5	0.399	7.14E-5	122336
RANDOM13	0.033	0.076	1.000	0.001	0.038	0.004	1.36E-5	0.475	8.5E-5	89089
RANDOM10	0.019	0.045	1.000	0.005	0.273	0.070	7.98E-6	0.520	9.3E-5	69610
galaxy	0.012	0.026	0.999	0.001	0.100	0.017	4.73E-6	0.546	9.77E-5	58073
INVALID	0.009	0.021	0.999	7.47E-4	0.080	0.012	3.83E-6	0.568	1.02E-4	48727
INCATC	0.009	0.021	0.999	0.002	0.262	0.067	3.82E-6	0.589	1.05E-4	39411
INCATD	0.009	0.020	0.999	0.002	0.231	0.054	3.63E-6	0.609	1.09E-4	30561
INCATB	0.008	0.019	0.999	0.002	0.230	0.054	3.34E-6	0.628	1.12E-4	22407
SHORTSLD	0.004	0.009	0.999	8.48E-4	0.226	0.053	1.54E-6	0.637	1.14E-4	18654
norma	0.003	0.007	0.999	2.7E-5	0.009	4.4E-4	1.21E-6	0.643	1.15E-4	15699
corntrans	0.003	0.007	0.999	0.002	0.534	0.181	1.16E-6	0.650	1.16E-4	12857
mowers	0.003	0.006	0.999	6E-5	0.022	0.002	1.12E-6	0.656	1.17E-4	10116
wpad	0.002	0.004	0.998	4.14E-4	0.233	0.055	7.27E-7	0.660	1.18E-4	8341
INCATE	0.002	0.004	0.998	9.99E-4	0.635	0.205	6.45E-7	0.664	1.19E-4	6767
lider	0.001	0.003	0.998	3.7E-5	0.026	0.002	5.87E-7	0.667	1.19E-4	5335
evoli	0.001	0.003	0.998	6E-6	0.004	1.51E-4	5.78E-7	0.670	1.2E-4	3925
apps	0.001	0.003	0.998	1.71E-4	0.127	0.024	5.53E-7	0.673	1.2E-4	2575
skysports	0.001	0.003	0.998	2.68E-4	0.206	0.048	5.34E-7	0.676	1.21E-4	1271
reseaux	0.001	0.003	0.998	1.4E-5	0.011	5.78E-4	5.21E-7	0.679	1.22E-4	0

Table 2.658: Top 20 most significant SLDs for gTLD 'plus'. The SLD list holds 67.930% of the entries found in the gTLD and 1.22E-4 of the total number of entries for the entire experiment. **count** represents the number of records found for the SLD (in parts per million). **sldDiv** is the raw count divided by the number of records of this gTLD dump file. **oR** is the ratio of raw count to the total number of records of the experiment.  **$\phi$ -sldDiv** represents the  $\phi$  percentile of sldDiv on the entire data-set. **a-srcDiv** is the cumulative srcDiv variable. **a-oR** is the cumulative oR.

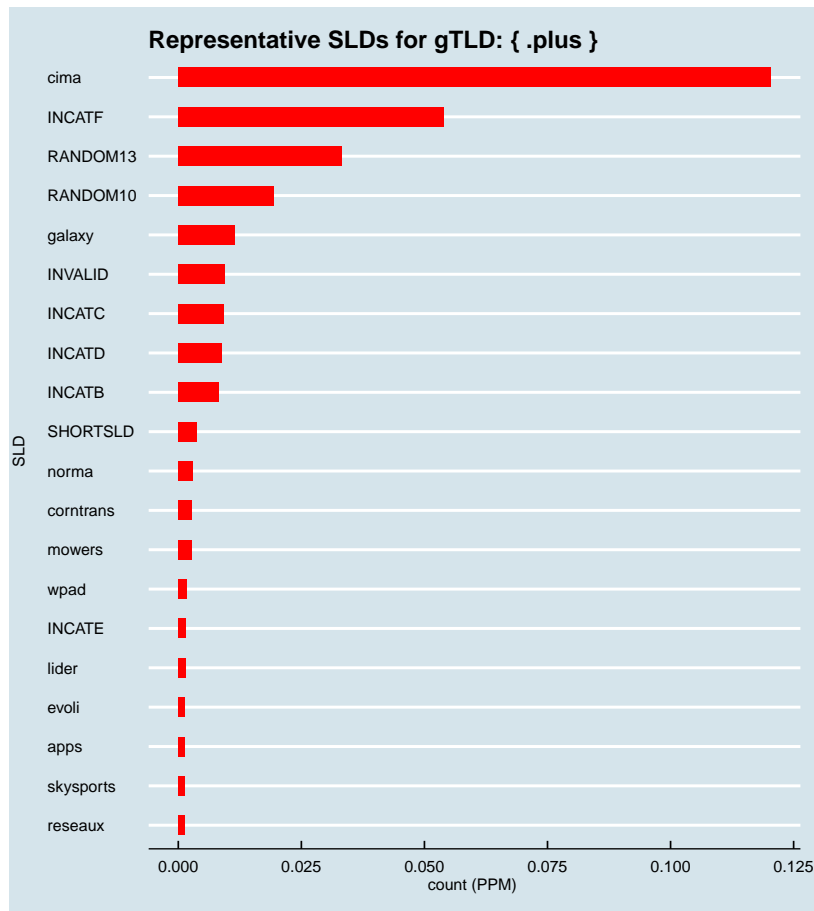


Figure 2.1315: Representative SLDs for gTLD: { .plus}. The *x* axis displays number of times (in parts per million) the corresponding SLD (*y* axis) was found in the gTLD.



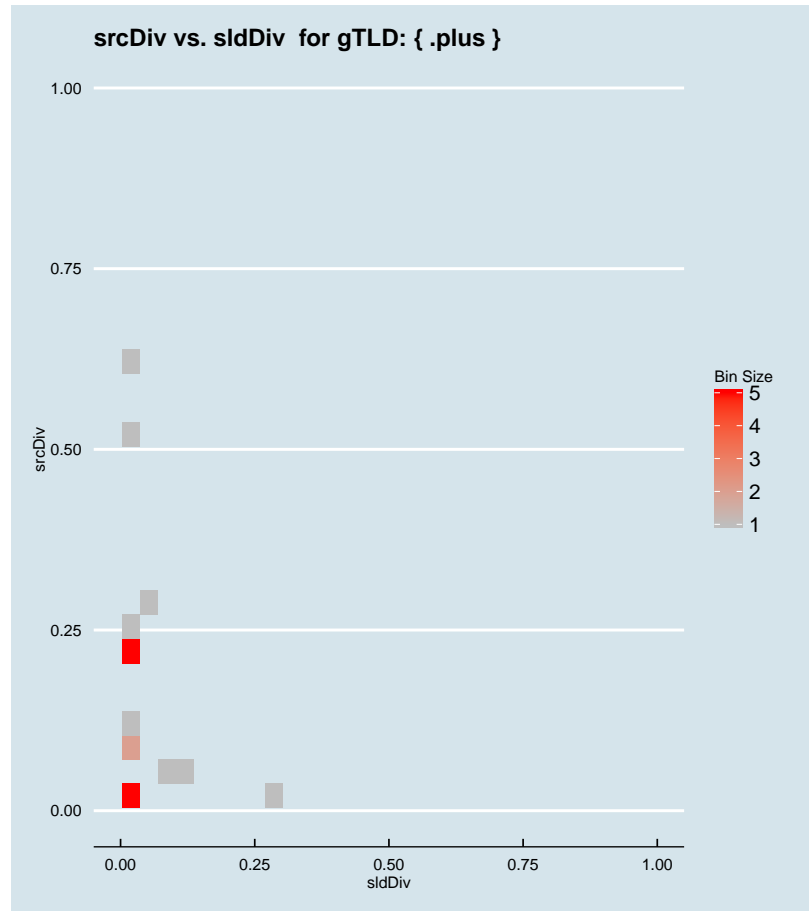


Figure 2.1316: Binned scatter-plot of srcDiv and sldDiv for gTLD: { .plus }.

### :: 2.908 Representative SLDs for gTLD: { .pnc }

In this section, we collect representative SLDs related to gTLD: 'pnc'. We found 4 unique SLDs after filtering. A total of 7991 records were considered representative and they are 52.376% of the gTLD dump. Since the total number of records for this gTLD is 7991, there are 0 non-representative records (NRep). In addition, this set comprises 3.27E-6 of the entire data-set. Table 2.659 shows the corresponding SLDs ordered by the level of importance. Figure 2.1317 shows the record count (PPM) for each representative SLD. Figure 2.1318 shows the binned scatter-plot of srcDiv and sldDiv.

► { .pnc }  
Total SLDs: 4  
a-sldDiv: 52.376%  
a-oR: 0.000%  
NRep: 0

Individual SLD descriptors for gTLD: {pnc}										
SLD	count	sldDiv	$\phi$ -sldDiv	ipcount	srcDiv	$\phi$ -srcDiv	oR	a-srcDiv	a-oR	rem
INCATE	0.003	0.189	1.000	0.001	0.470	0.127	1.18E-6	0.189	1.18E-6	5110
INVALID	0.003	0.165	1.000	6.72E-4	0.267	0.067	1.03E-6	0.354	2.21E-6	2589
RANDOM10	0.001	0.089	1.000	1.16E-4	0.085	0.013	5.57E-7	0.443	2.77E-6	1229
ira6055	0.001	0.081	1.000	4E-6	0.003	1.06E-4	5.04E-7	0.524	3.27E-6	0

Table 2.659: Top 4 most significant SLDs for gTLD 'pnc'. The SLD list holds 52.376% of the entries found in the gTLD and 3.27E-6 of the total number of entries for the entire experiment. **count** represents the number of records found for the SLD (in parts per million). **sldDiv** is the raw count divided by the number of records of this gTLD dump file. **oR** is the ratio of raw count to the total number of records of the experiment.  **$\phi$ -sldDiv** represents the  $\phi$  percentile of sldDiv on the entire data-set. **a-srcDiv** is the cumulative srcDiv variable. **a-oR** is the cumulative oR.

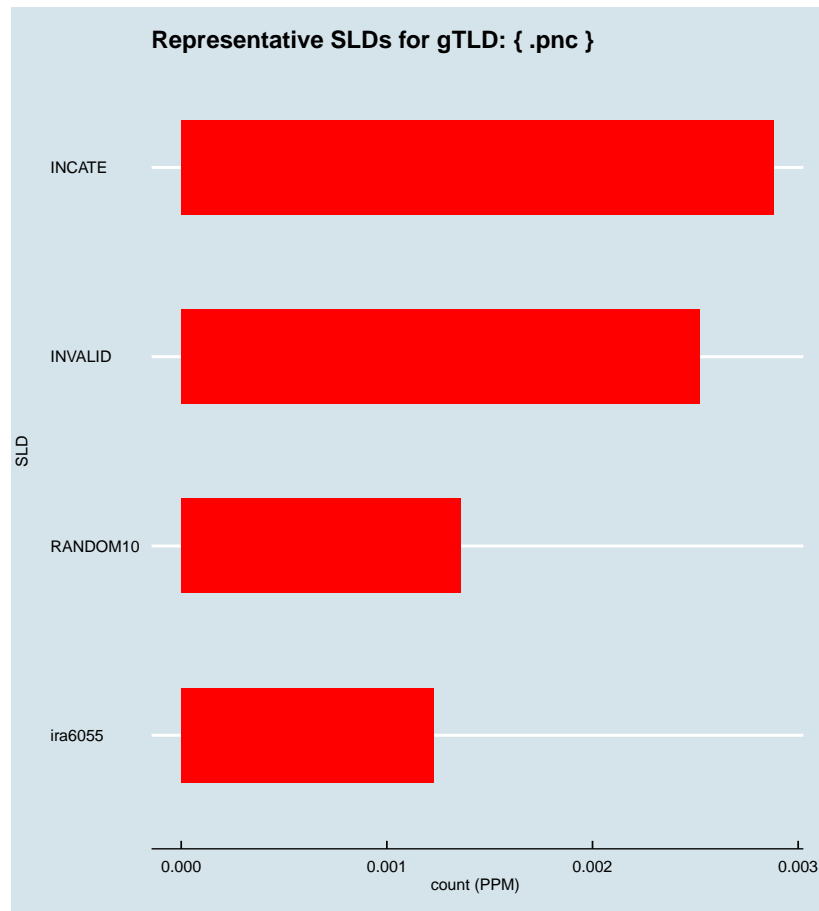


Figure 2.1317: Representative SLDs for gTLD: { .pnc}. The  $x$  axis displays number of times (in parts per million) the corresponding SLD ( $y$  axis) was found in the gTLD.

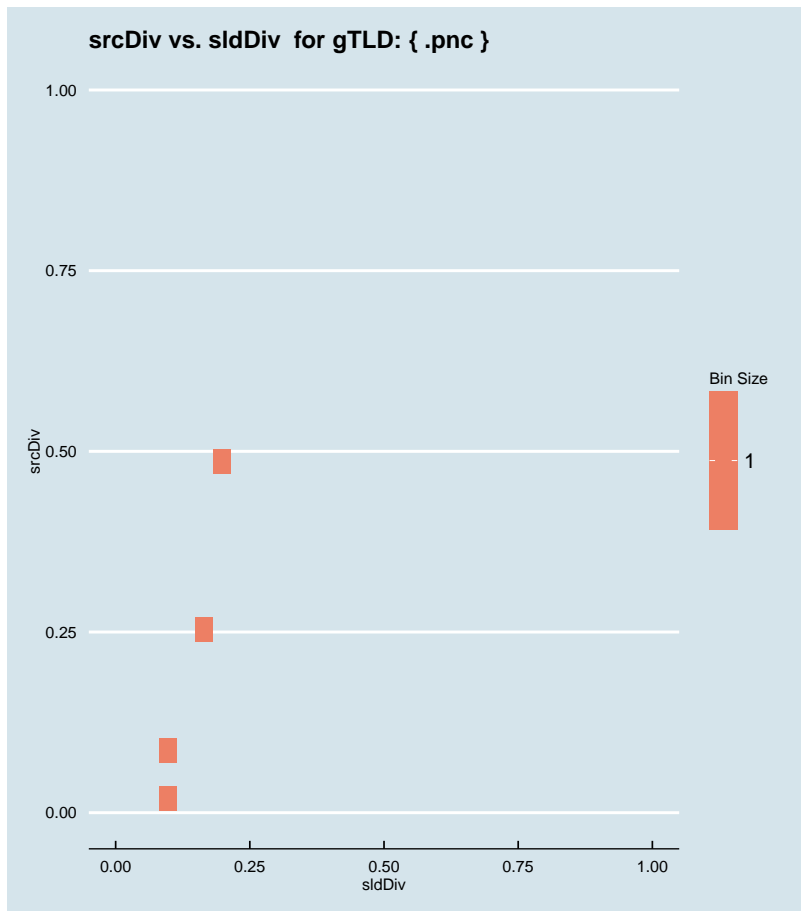


Figure 2.1318: Binned scatter-plot of srcDiv and sldDiv for gTLD: { .pnc }.

∴ 2.909 Representative SLDs for gTLD: { .pohl }

In this section, we collect representative SLDs related to gTLD: 'pohl'. We found 0 unique SLDs after filtering. A total of 0 records were considered representative and they are 0.000% of the gTLD dump. Since the total number of records for this gTLD is 0, there are 0 non-representative records (NRep). In addition, this set comprises 0E0 of the entire data-set.

► { .pohl }  
 Total SLDs: 0  
 a-sldDiv: 0.000%  
 a-oR: 0.000%  
 NRep: 0

∴ 2.910 Representative SLDs for gTLD: { .poker }

In this section, we collect representative SLDs related to gTLD: 'poker'. We found 2

► { .poker }  
 Total SLDs: 2  
 a-sldDiv: 36.829%  
 a-oR: 0.000%  
 NRep: 0

unique SLDs after filtering. A total of 2992 records were considered representative and they are 36.829% of the gTLD dump. Since the total number of records for this gTLD is 2992, there are 0 non-representative records (NRep). In addition, this set comprises  $1.23E-6$  of the entire data-set. Table 2.660 shows the corresponding SLDs ordered by the level of importance. Figure 2.1319 shows the record count (PPM) for each representative SLD. Figure 2.1320 shows the binned scatter-plot of srcDiv and sldDiv.

Individual SLD descriptors for gTLD: {poker}										
SLD	count	sldDiv	$\phi$ -sldDiv	ipcount	srcDiv	$\phi$ -srcDiv	oR	a-srcDiv	a-oR	rem
INVALID	0.002	0.205	1.000	$8.9E-5$	0.054	0.007	$6.81E-7$	0.205	$6.81E-7$	1330
INCATE	0.001	0.164	1.000	$7.03E-4$	0.529	0.179	$5.45E-7$	0.368	$1.23E-6$	0

Table 2.660: Top 2 most significant SLDs for gTLD 'poker'. The SLD list holds 36.829% of the entries found in the gTLD and  $1.23E-6$  of the total number of entries for the entire experiment. **count** represents the number of records found for the SLD (in parts per million). **sldDiv** is the raw count divided by the number of records of this gTLD dump file. **oR** is the ratio of raw count to the total number of records of the experiment.  **$\phi$ -sldDiv** represents the  $\phi$  percentile of sldDiv on the entire data-set. **a-srcDiv** is the cumulative srcDiv variable. **a-oR** is the cumulative oR.

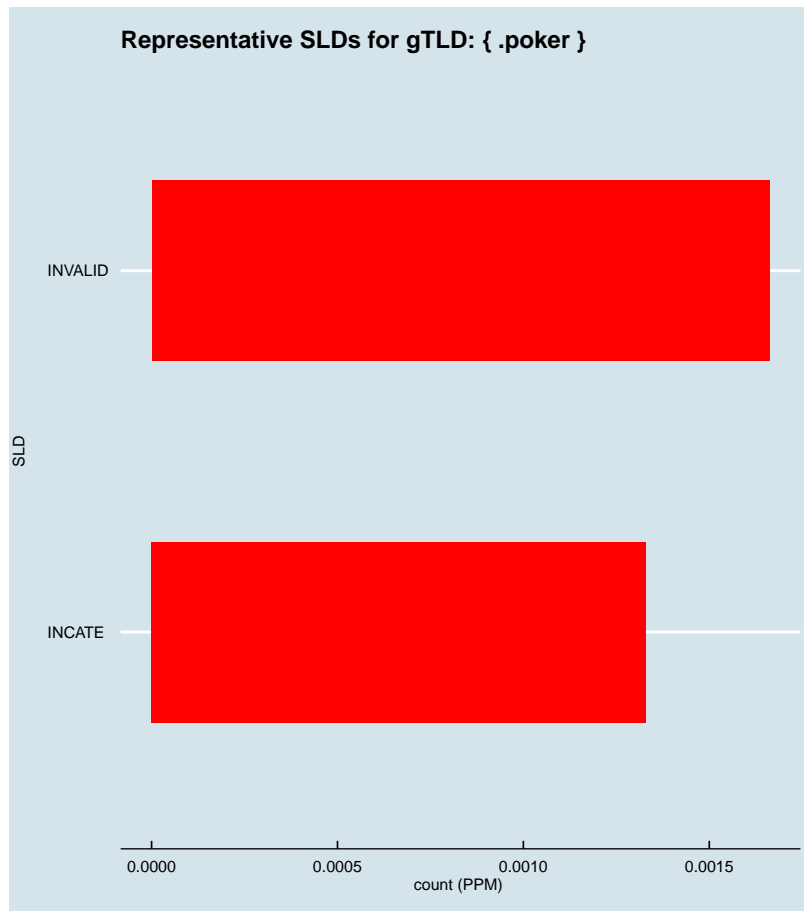


Figure 2.1319: Representative SLDs for gTLD: { .poker}. The  $x$  axis displays number of times (in parts per million) the corresponding SLD ( $y$  axis) was found in the gTLD.

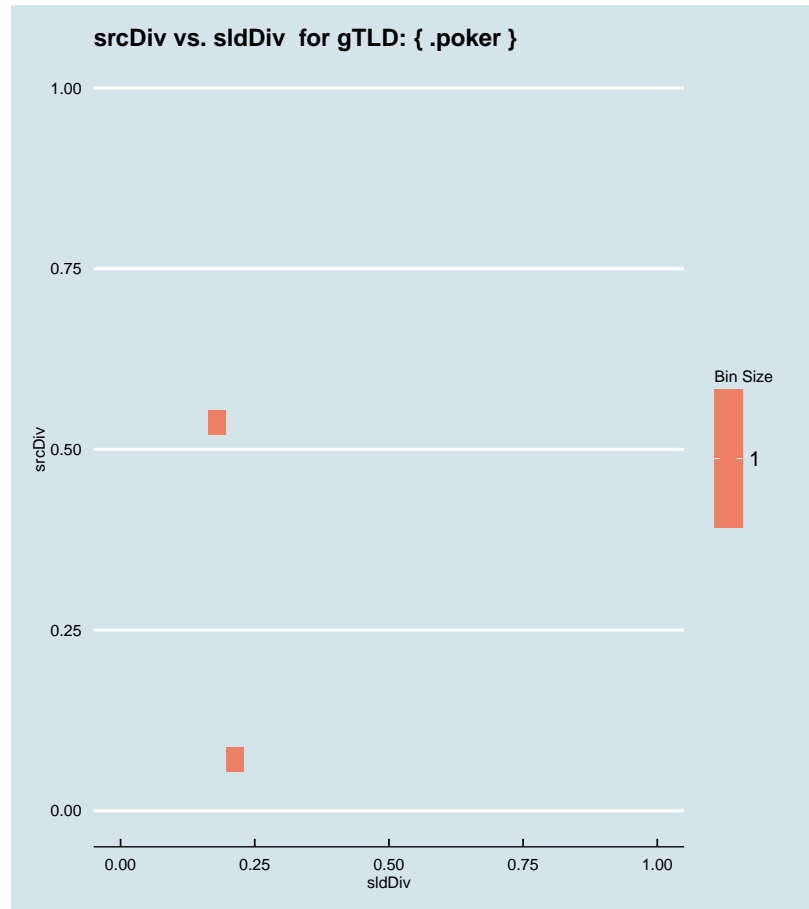


Figure 2.1320: Binned scatter-plot of srcDiv and sldDiv for gTLD: { .poker }.

### :: 2.911 Representative SLDs for gTLD: { .politie }

In this section, we collect representative SLDs related to gTLD: 'politie'. We found 0 unique SLDs after filtering. A total of 0 records were considered representative and they are 0.000% of the gTLD dump. Since the total number of records for this gTLD is 0, there are 0 non-representative records (NRep). In addition, this set comprises 0E0 of the entire data-set.

▶ { .politie }  
 Total SLDs: 0  
 a-sldDiv: 0.000%  
 a-oR: 0.000%  
 NRep: 0

### :: 2.912 Representative SLDs for gTLD: { .polo }

In this section, we collect representative SLDs related to gTLD: 'polo'. We found 8

▶ { .polo }  
 Total SLDs: 8  
 a-sldDiv: 79.606%  
 a-oR: 0.001%  
 NRep: 0

unique SLDs after filtering. A total of 36017 records were considered representative and they are 79.606% of the gTLD dump. Since the total number of records for this gTLD is 36017, there are 0 non-representative records (NRep). In addition, this set comprises 1.48E−5 of the entire data-set. Table 2.661 shows the corresponding SLDs ordered by the level of importance. Figure 2.1321 shows the record count (PPM) for each representative SLD. Figure 2.1322 shows the binned scatter-plot of srcDiv and sldDiv.

Individual SLD descriptors for gTLD: {polo}										
SLD	count	sldDiv	$\phi$ -sldDiv	ipcount	srcDiv	$\phi$ -srcDiv	oR	a-srcDiv	a-oR	rem
INVALID	0.011	0.246	1.000	6.14E−4	0.055	0.007	4.56E−6	0.246	4.56E−6	24899
INCATF	0.005	0.117	1.000	2.87E−4	0.054	0.007	2.16E−6	0.362	6.72E−6	19618
RANDOM13	0.004	0.093	1.000	3.91E−4	0.093	0.015	1.72E−6	0.455	8.44E−6	15422
INCATB	0.004	0.093	1.000	5.58E−4	0.133	0.025	1.72E−6	0.548	1.02E−5	11230
marco	0.004	0.092	1.000	1.81E−4	0.043	0.005	1.71E−6	0.640	1.19E−5	7068
RANDOM10	0.003	0.073	1.000	4.77E−4	0.145	0.030	1.34E−6	0.712	1.32E−5	3787
wpad	0.002	0.046	1.000	5.46E−4	0.260	0.066	8.61E−7	0.759	1.41E−5	1685
isatap	0.002	0.037	1.000	4.93E−4	0.293	0.075	6.91E−7	0.796	1.48E−5	0

Table 2.661: Top 8 most significant SLDs for gTLD 'polo'. The SLD list holds 79.606% of the entries found in the gTLD and 1.48E−5 of the total number of entries for the entire experiment. **count** represents the number of records found for the SLD (in parts per million). **sldDiv** is the raw count divided by the number of records of this gTLD dump file. **oR** is the ratio of raw count to the total number of records of the experiment.  **$\phi$ -sldDiv** represents the  $\phi$  percentile of sldDiv on the entire data-set. **a-srcDiv** is the cumulative srcDiv variable. **a-oR** is the cumulative oR.



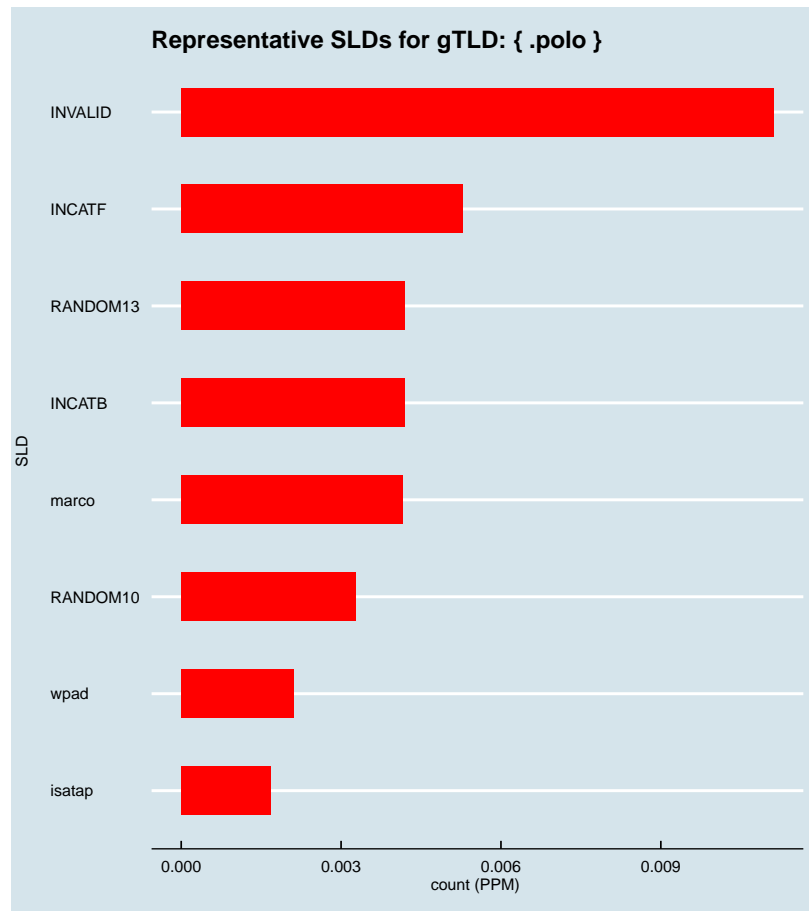


Figure 2.1321: Representative SLDs for gTLD: { .polo}. The  $x$  axis displays number of times (in parts per million) the corresponding SLD ( $y$  axis) was found in the gTLD.

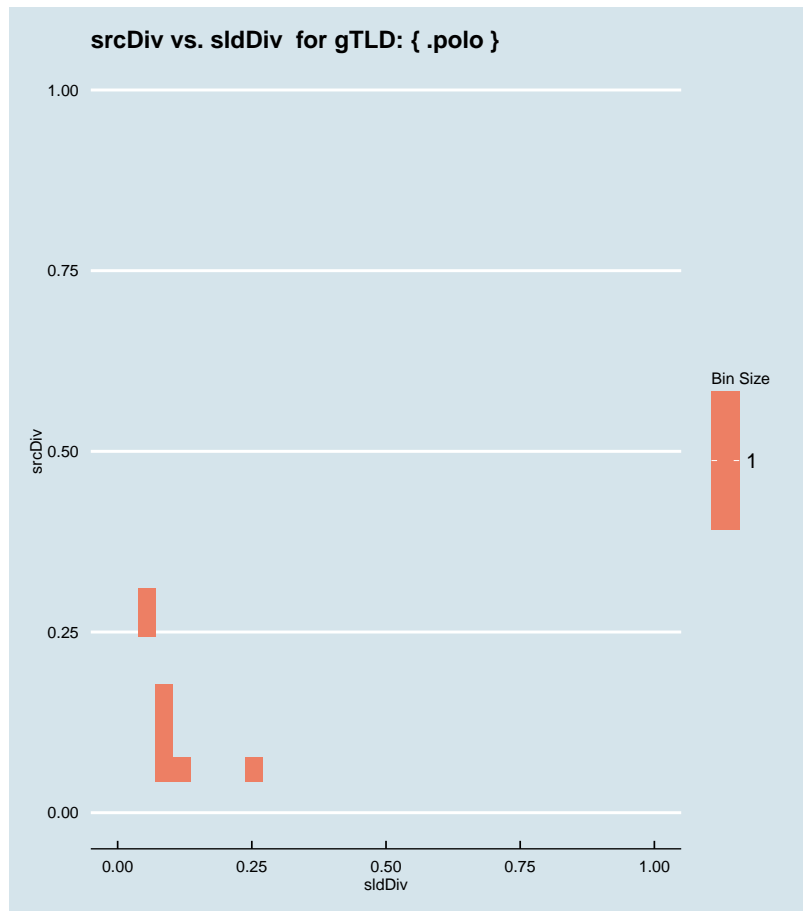


Figure 2.1322: Binned scatter-plot of srcDiv and sldDiv for gTLD: { .polo }.

### :: 2.913 Representative SLDs for gTLD: { .porn }

In this section, we collect representative SLDs related to gTLD: 'porn'. We found 6 unique SLDs after filtering. A total of 48667 records were considered representative and they are 69.237% of the gTLD dump. Since the total number of records for this gTLD is 48667, there are 0 non-representative records (NRep). In addition, this set comprises  $1.99E-5$  of the entire data-set. Table 2.662 shows the corresponding SLDs ordered by the level of importance. Figure 2.1323 shows the record count (PPM) for each representative SLD. Figure 2.1324 shows the binned scatter-plot of srcDiv and sldDiv.

► { .porn }  
 Total SLDs: 6  
 a-sldDiv: 69.237%  
 a-oR: 0.002%  
 NRep: 0

Individual SLD descriptors for gTLD: {porn}										
SLD	count	sldDiv	$\phi$ -sldDiv	ipcount	srcDiv	$\phi$ -srcDiv	oR	a-srcDiv	a-oR	rem
INCATE	0.023	0.329	1.000	0.009	0.380	0.105	9.48E-6	0.329	9.48E-6	25539
INCATC	0.011	0.163	1.000	0.004	0.377	0.104	4.68E-6	0.492	1.42E-5	14111
INCATB	0.004	0.061	1.000	0.002	0.412	0.115	1.76E-6	0.553	1.59E-5	9811
INVALID	0.004	0.056	1.000	5.14E-4	0.131	0.025	1.6E-6	0.608	1.75E-5	5902
RANDOM13	0.003	0.050	1.000	6.41E-4	0.184	0.041	1.43E-6	0.658	1.9E-5	2420
SHORTSLD	0.002	0.034	1.000	0.002	0.694	0.235	9.92E-7	0.692	1.99E-5	0

Table 2.662: Top 6 most significant SLDs for gTLD 'porn'. The SLD list holds 69.237% of the entries found in the gTLD and 1.99E-5 of the total number of entries for the entire experiment. **count** represents the number of records found for the SLD (in parts per million). **sldDiv** is the raw count divided by the number of records of this gTLD dump file. **oR** is the ratio of raw count to the total number of records of the experiment.  $\phi$ -**sldDiv** represents the  $\phi$  percentile of sldDiv on the entire data-set. **a-srcDiv** is the cumulative srcDiv variable. **a-oR** is the cumulative oR.

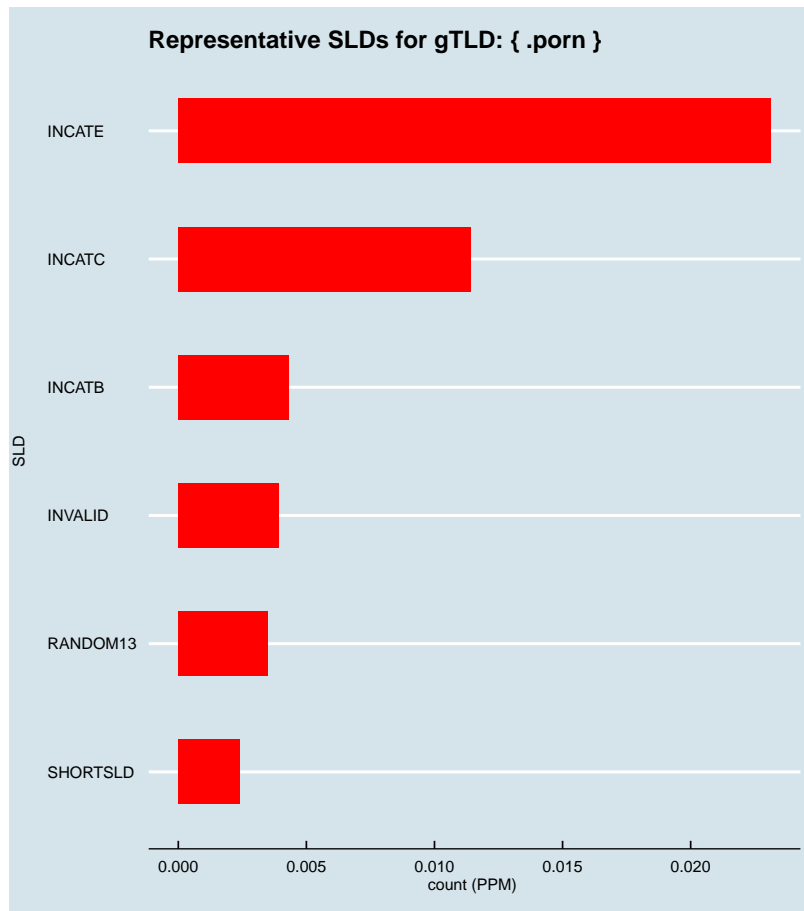


Figure 2.1323: Representative SLDs for gTLD: { .porn }. The *x* axis displays number of times (in parts per million) the corresponding SLD (*y* axis) was found in the gTLD.

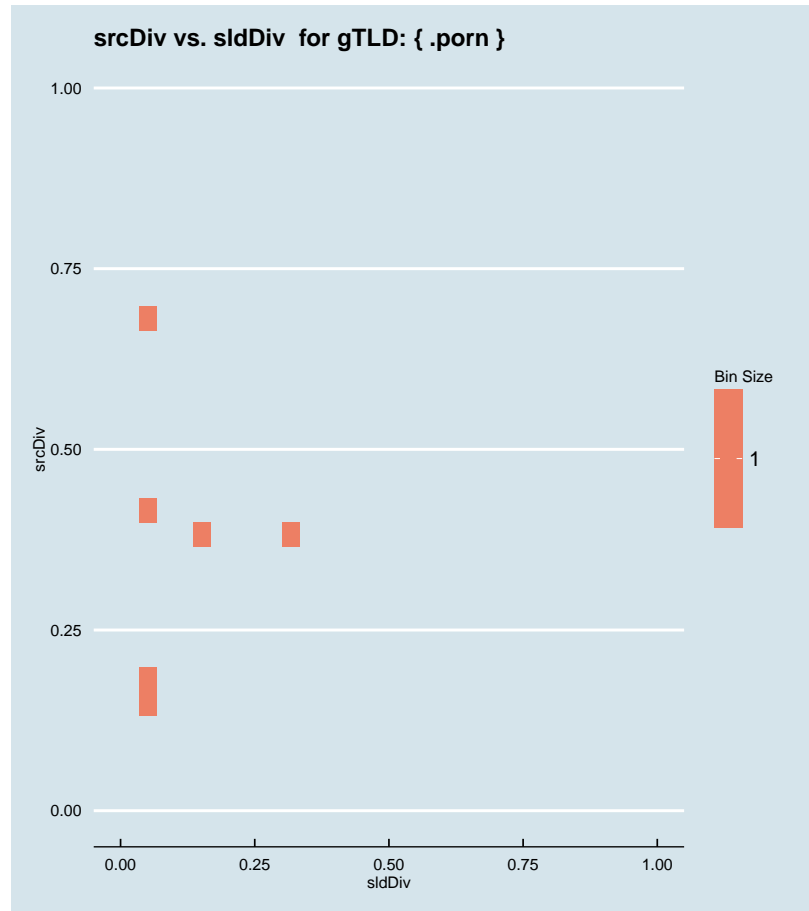


Figure 2.1324: Binned scatter-plot of srcDiv and sldDiv for gTLD: { .porn }.

### :: 2.914 Representative SLDs for gTLD: { .pramerica }

In this section, we collect representative SLDs related to gTLD: 'pramerica'. We found 1 unique SLDs after filtering. A total of 1338 records were considered representative and they are 77.972% of the gTLD dump. Since the total number of records for this gTLD is 1338, there are 0 non-representative records (NRep). In addition, this set comprises  $5.48E-7$  of the entire data-set. Table 2.663 shows the corresponding SLDs ordered by the level of importance. Figure 2.1325 shows the record count (PPM) for each representative SLD. Figure 2.1326 shows the binned scatter-plot of srcDiv and sldDiv.

► { .pramerica }  
Total SLDs: 1  
a-sldDiv: 77.972%  
a-oR: 0.000%  
NRep: 0



Individual SLD descriptors for gTLD: {pramerica}										
SLD	count	sldDiv	$\phi$ -sldDiv	ipcount	srcDiv	$\phi$ -srcDiv	oR	a-srcDiv	a-oR	rem
RANDOM10	0.001	0.780	1.000	4E-6	0.003	9.4E-5	5.48E-7	0.780	5.48E-7	0

Table 2.663: Top 1 most significant SLDs for gTLD 'pramerica'. The SLD list holds 77.972% of the entries found in the gTLD and 5.48E-7 of the total number of entries for the entire experiment. **count** represents the number of records found for the SLD (in parts per million). **sldDiv** is the raw count divided by the number of records of this gTLD dump file. **oR** is the ratio of raw count to the total number of records of the experiment.  **$\phi$ -sldDiv** represents the  $\phi$  percentile of sldDiv on the entire data-set. **a-srcDiv** is the cumulative srcDiv variable. **a-oR** is the cumulative oR.




Figure 2.1325: Representative SLDs for gTLD: { .pramerica }. The  $x$  axis displays number of times (in parts per million) the corresponding SLD ( $y$  axis) was found in the gTLD.

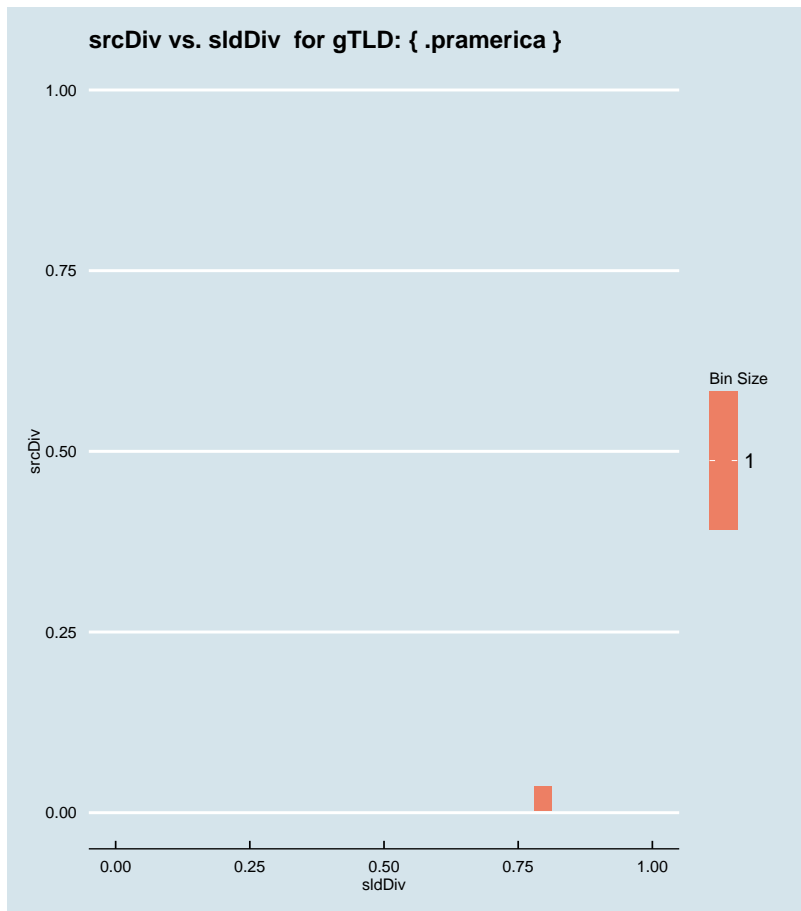


Figure 2.1326: Binned scatter-plot of srcDiv and sldDiv for gTLD: {.pramerica}.

### :: 2.915 Representative SLDs for gTLD: {.praxi}

In this section, we collect representative SLDs related to gTLD: 'praxi'. We found 0 unique SLDs after filtering. A total of 0 records were considered representative and they are 0.000% of the gTLD dump. Since the total number of records for this gTLD is 0, there are 0 non-representative records (NRep). In addition, this set comprises 0E0 of the entire data-set.

```
► {.praxi}
Total SLDs: 0
a-sldDiv: 0.000%
a-oR: 0.000%
NRep: 0
```

### :: 2.916 Representative SLDs for gTLD: {.press}

In this section, we collect representative SLDs related to gTLD: 'press'. We found 7

```
► {.press}
Total SLDs: 7
a-sldDiv: 72.743%
a-oR: 0.001%
NRep: 0
```



unique SLDs after filtering. A total of 33746 records were considered representative and they are 72.743% of the gTLD dump. Since the total number of records for this gTLD is 33746, there are 0 non-representative records (NRep). In addition, this set comprises  $1.38E-5$  of the entire data-set. Table 2.664 shows the corresponding SLDs ordered by the level of importance. Figure 2.1327 shows the record count (PPM) for each representative SLD. Figure 2.1328 shows the binned scatter-plot of srcDiv and sldDiv.

Individual SLD descriptors for gTLD: {press}										
SLD	count	sldDiv	$\phi$ -sldDiv	ipcount	srcDiv	$\phi$ -srcDiv	oR	a-srcDiv	a-oR	rem
privateer	0.013	0.270	1.000	$6.3E-5$	0.005	$1.87E-4$	$5.14E-6$	0.270	$5.14E-6$	21201
INCATC	0.009	0.188	1.000	$2.99E-4$	0.034	0.003	$3.57E-6$	0.458	$8.71E-6$	12490
INCATF	0.005	0.101	1.000	$1.62E-4$	0.035	0.003	$1.92E-6$	0.559	$1.06E-5$	7795
brentwood	0.003	0.055	1.000	$8.2E-5$	0.032	0.003	$1.04E-6$	0.614	$1.17E-5$	5261
INCATB	0.002	0.051	1.000	$6.92E-4$	0.293	0.075	$9.68E-7$	0.665	$1.26E-5$	2899
INVALID	0.002	0.035	1.000	$1.21E-4$	0.075	0.011	$6.66E-7$	0.700	$1.33E-5$	1275
wpad	0.001	0.027	0.999	$1.22E-4$	0.096	0.016	$5.23E-7$	0.727	$1.38E-5$	0

Table 2.664: Top 7 most significant SLDs for gTLD 'press'. The SLD list holds 72.743% of the entries found in the gTLD and  $1.38E-5$  of the total number of entries for the entire experiment. **count** represents the number of records found for the SLD (in parts per million). **sldDiv** is the raw count divided by the number of records of this gTLD dump file. **oR** is the ratio of raw count to the total number of records of the experiment.  **$\phi$ -sldDiv** represents the  $\phi$  percentile of sldDiv on the entire data-set. **a-srcDiv** is the cumulative srcDiv variable. **a-oR** is the cumulative oR.

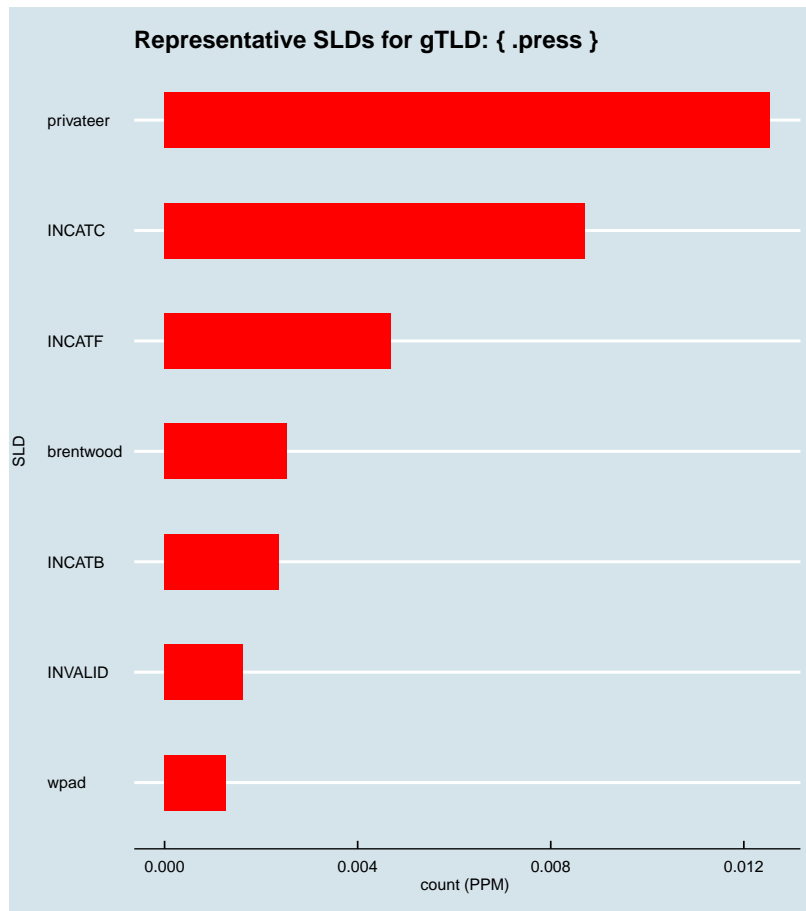


Figure 2.1327: Representative SLDs for gTLD: { .press }. The x axis displays number of times (in parts per million) the corresponding SLD (y axis) was found in the gTLD.

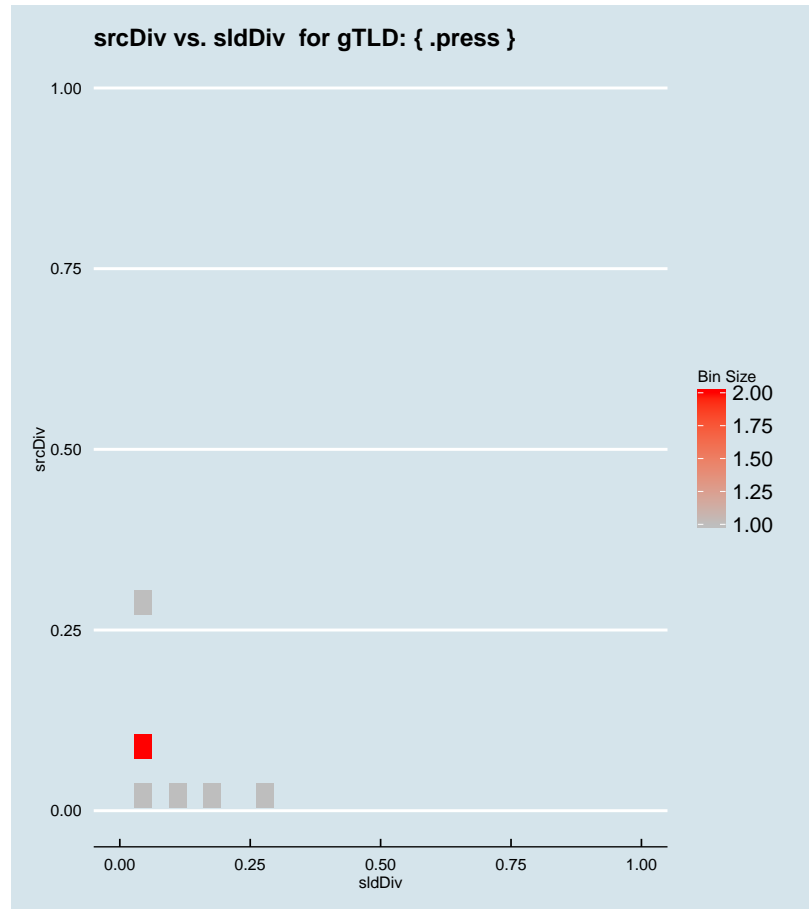


Figure 2.1328: Binned scatter-plot of srcDiv and sldDiv for gTLD: {.press}.

### :: 2.917 Representative SLDs for gTLD: {.prime}

In this section, we collect representative SLDs related to gTLD: 'prime'. We found 14 unique SLDs after filtering. A total of 88062 records were considered representative and they are 73.001% of the gTLD dump. Since the total number of records for this gTLD is 88062, there are 0 non-representative records (NRep). In addition, this set comprises 3.61E-5 of the entire data-set. Table 2.665 shows the corresponding SLDs ordered by the level of importance. Figure 2.1329 shows the record count (PPM) for each representative SLD. Figure 2.1330 shows the binned scatter-plot of srcDiv and sldDiv.

► {.prime}  
Total SLDs: 14  
a-sldDiv: 73.001%  
a-oR: 0.004%  
NRep: 0

Individual SLD descriptors for gTLD: {prime}										
SLD	count	sldDiv	$\phi$ -sldDiv	ipcount	srcDiv	$\phi$ -srcDiv	oR	a-srcDiv	a-oR	rem
INVALID	0.022	0.184	1.000	0.002	0.080	0.012	9.09E-6	0.184	9.09E-6	65877
INCATF	0.014	0.115	1.000	0.001	0.092	0.015	5.67E-6	0.299	1.48E-5	52051
RANDOM13	0.012	0.100	1.000	8.18E-4	0.068	0.010	4.95E-6	0.399	1.97E-5	39964
INCATB	0.010	0.086	1.000	0.001	0.097	0.016	4.23E-6	0.484	2.39E-5	29632
RANDOM10	0.009	0.074	1.000	8.96E-4	0.101	0.017	3.64E-6	0.558	2.76E-5	20744
wpad	0.005	0.040	1.000	0.001	0.213	0.050	1.97E-6	0.598	2.96E-5	15934
isatap	0.004	0.031	1.000	0.001	0.273	0.068	1.52E-6	0.629	3.11E-5	12222
INCATC	0.003	0.024	0.999	6.68E-4	0.235	0.055	1.17E-6	0.652	3.22E-5	9376
INCATD	0.002	0.017	0.999	2.06E-4	0.098	0.016	8.64E-7	0.670	3.31E-5	7268
SHORTSLD	0.002	0.017	0.999	2.38E-4	0.119	0.022	8.17E-7	0.686	3.39E-5	5274
local	0.002	0.013	0.999	4.4E-5	0.029	0.003	6.24E-7	0.699	3.46E-5	3751
prime-sbs	0.001	0.011	0.999	1.59E-4	0.117	0.021	5.59E-7	0.710	3.51E-5	2387
nwrprime	0.001	0.010	0.999	1.2E-5	0.010	4.97E-4	4.92E-7	0.720	3.56E-5	1187
apex	0.001	0.010	0.999	1.64E-4	0.138	0.027	4.86E-7	0.730	3.61E-5	0

Table 2.665: Top 14 most significant SLDs for gTLD 'prime'. The SLD list holds 73.001% of the entries found in the gTLD and 3.61E-5 of the total number of entries for the entire experiment. **count** represents the number of records found for the SLD (in parts per million). **sldDiv** is the raw count divided by the number of records of this gTLD dump file. **oR** is the ratio of raw count to the total number of records of the experiment.  **$\phi$ -sldDiv** represents the  $\phi$  percentile of sldDiv on the entire data-set. **a-srcDiv** is the cumulative srcDiv variable. **a-oR** is the cumulative oR.

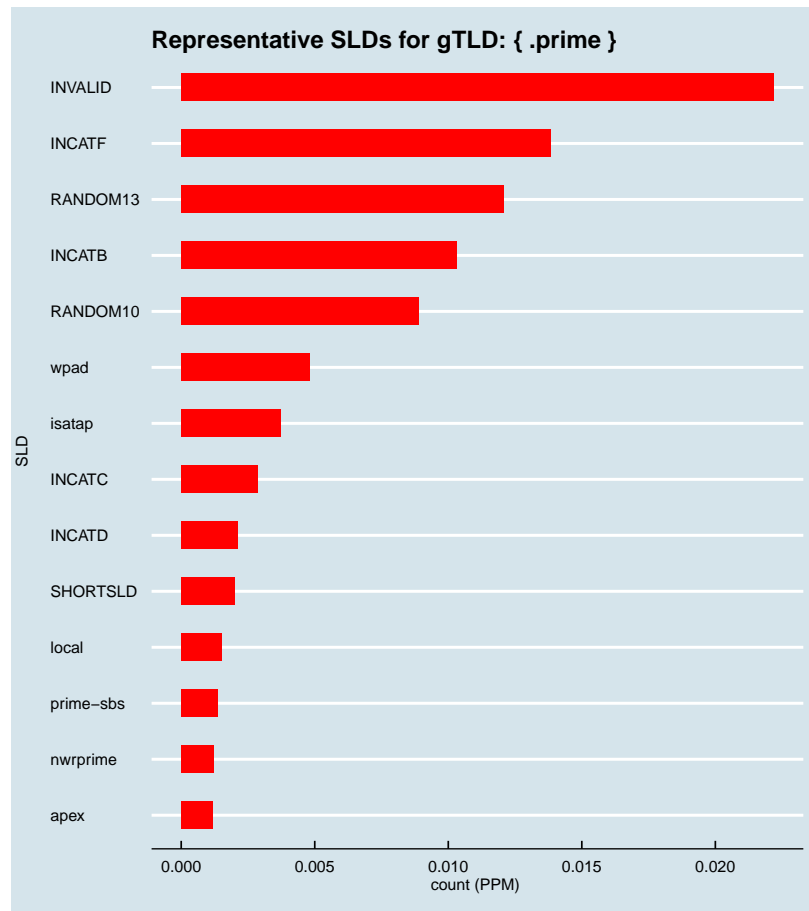


Figure 2.1329: Representative SLDs for gTLD: { .prime }. The  $x$  axis displays number of times (in parts per million) the corresponding SLD ( $y$  axis) was found in the gTLD.

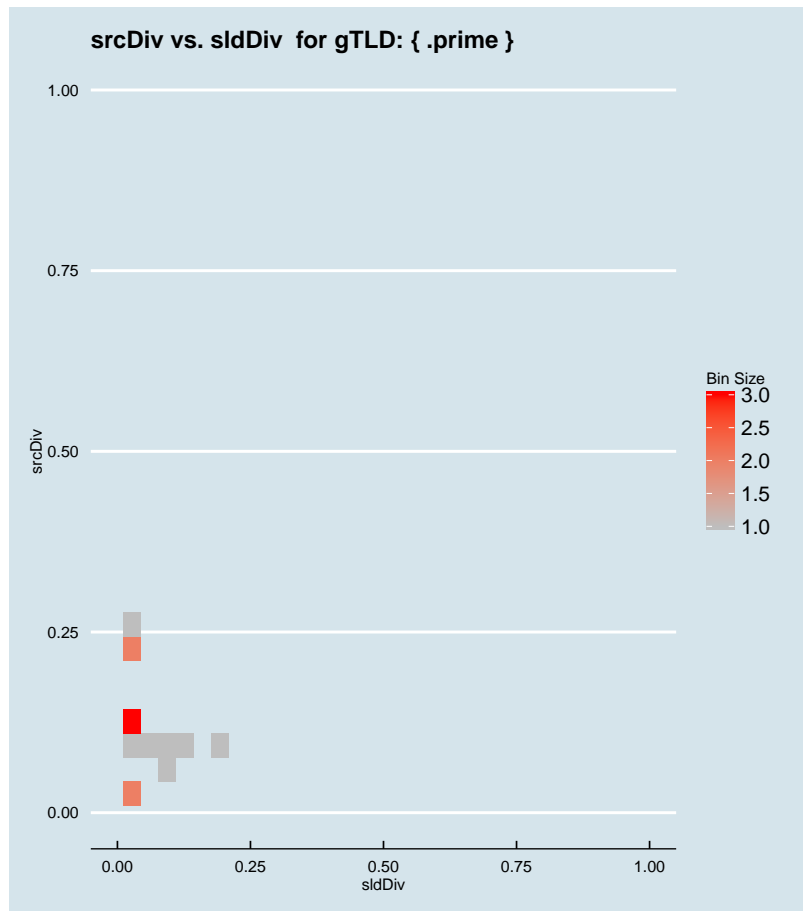


Figure 2.1330: Binned scatter-plot of srcDiv and sldDiv for gTLD: {.prime}.

### :: 2.918 Representative SLDs for gTLD: {.prod}

In this section, we collect representative SLDs related to gTLD: 'prod'. We found 146 unique SLDs after filtering. A total of 9966015 records were considered representative and they are 89.655% of the gTLD dump. Since the total number of records for this gTLD is 9966015, there are 0 non-representative records (NRep). In addition, this set comprises 0.004 of the entire data-set. Table 2.666 shows the corresponding SLDs ordered by the level of importance. Figure 2.1331 shows the record count (PPM) for each representative SLD. Figure 2.1332 shows the binned scatter-plot of srcDiv and sldDiv.

► {.prod}  
 Total SLDs: 146  
 a-sldDiv: 89.655%  
 a-oR: 0.408%  
 NRep: 0

Individual SLD descriptors for gTLD: {prod}										
SLD	count	sldDiv	$\phi$ -sldDiv	ipcount	srcDiv	$\phi$ -srcDiv	oR	a-srcDiv	a-oR	rem
ad1	1.865	0.168	1.000	0.015	0.008	3.52E-4	7.64E-4	0.168	7.64E-4	8100661
ad2	0.923	0.083	1.000	0.012	0.013	7.25E-4	3.78E-4	0.251	0.001	7177607
worldnow	0.706	0.064	1.000	0.055	0.078	0.012	2.89E-4	0.314	0.001	6471407
RANDOM13	0.582	0.052	1.000	0.015	0.026	0.002	2.38E-4	0.367	0.002	5889667
INCATF	0.461	0.041	1.000	0.014	0.030	0.003	1.89E-4	0.408	0.002	5428846
abacus	0.454	0.041	1.000	0.009	0.019	0.001	1.86E-4	0.449	0.002	4974657
INCATC	0.423	0.038	1.000	0.011	0.026	0.002	1.73E-4	0.487	0.002	4551891
intranet	0.386	0.035	1.000	0.002	0.005	2.11E-4	1.58E-4	0.522	0.002	4165860
extranet	0.375	0.034	1.000	0.002	0.006	2.37E-4	1.54E-4	0.555	0.003	3791280
phys	0.362	0.033	1.000	0.002	0.005	1.99E-4	1.48E-4	0.588	0.003	3429079
jmsp	0.342	0.031	1.000	0.002	0.006	2.32E-4	1.4E-4	0.619	0.003	3086685
ad3	0.292	0.026	0.999	0.006	0.020	0.001	1.2E-4	0.645	0.003	2794223
adroot	0.276	0.025	0.999	0.006	0.021	0.002	1.13E-4	0.670	0.003	2518506
ad3root	0.273	0.025	0.999	0.006	0.021	0.002	1.12E-4	0.695	0.003	2245705
RANDOM10	0.258	0.023	0.999	0.009	0.035	0.003	1.06E-4	0.718	0.003	1987406
INCATD	0.247	0.022	0.999	0.009	0.038	0.004	1.01E-4	0.740	0.003	1739929
amts-acc-h...	0.228	0.021	0.999	1.3E-4	5.7E-4	8.14E-6	9.34E-5	0.761	0.003	1512028
INCATB	0.147	0.013	0.999	0.005	0.031	0.003	6.04E-5	0.774	0.004	1364617
INVALID	0.133	0.012	0.999	0.007	0.052	0.006	5.46E-5	0.786	0.004	1231369
dc1	0.115	0.010	0.999	0.002	0.021	0.002	4.73E-5	0.796	0.004	1115901
jca1	0.114	0.010	0.999	1.04E-4	9.1E-4	1.5E-5	4.69E-5	0.806	0.004	1001557
critero	0.110	0.010	0.999	0.002	0.015	8.97E-4	4.49E-5	0.816	0.004	892043
lenstar	0.091	0.008	0.999	0.005	0.053	0.007	3.73E-5	0.824	0.004	800969
shl	0.056	0.005	0.999	0.003	0.057	0.007	2.29E-5	0.830	0.004	745132
insight	0.049	0.004	0.999	8E-6	1.63E-4	1.17E-6	2.01E-5	0.834	0.004	696155
SHORTSLD	0.044	0.004	0.998	0.004	0.089	0.014	1.78E-5	0.838	0.004	652621
weightwatc...	0.040	0.004	0.998	0.002	0.054	0.007	1.63E-5	0.841	0.004	612738
doubleveri...	0.033	0.003	0.998	0.003	0.086	0.014	1.36E-5	0.844	0.004	579596
che08	0.027	0.002	0.998	1.01E-4	0.004	1.28E-4	1.1E-5	0.847	0.004	552692
bwin	0.026	0.002	0.998	0.002	0.072	0.011	1.08E-5	0.849	0.004	526218
informatiq...	0.020	0.002	0.998	4.76E-4	0.024	0.002	8.14E-6	0.851	0.004	506353
centris	0.019	0.002	0.997	3.84E-4	0.020	0.001	7.81E-6	0.853	0.004	487291
icongo	0.019	0.002	0.997	0.002	0.084	0.013	7.63E-6	0.854	0.004	468684
wpad	0.015	0.001	0.997	0.002	0.128	0.024	6.23E-6	0.856	0.004	453486
ceter	0.015	0.001	0.997	2E-6	1.32E-4	8.78E-7	6.23E-6	0.857	0.004	438289

Table 2.666: Top 35 most significant SLDs for gTLD 'prod'. The SLD list holds 89.655% of the entries found in the gTLD and 0.004 of the total number of entries for the entire experiment. **count** represents the number of records found for the SLD (in parts per million). **sldDiv** is the raw count divided by the number of records of this gTLD dump file. **oR** is the ratio of raw count to the total number of records of the experiment.  **$\phi$ -sldDiv** represents the  $\phi$  percentile of sldDiv on the entire data-set. **a-srcDiv** is the cumulative srcDiv variable. **a-oR** is the cumulative oR.

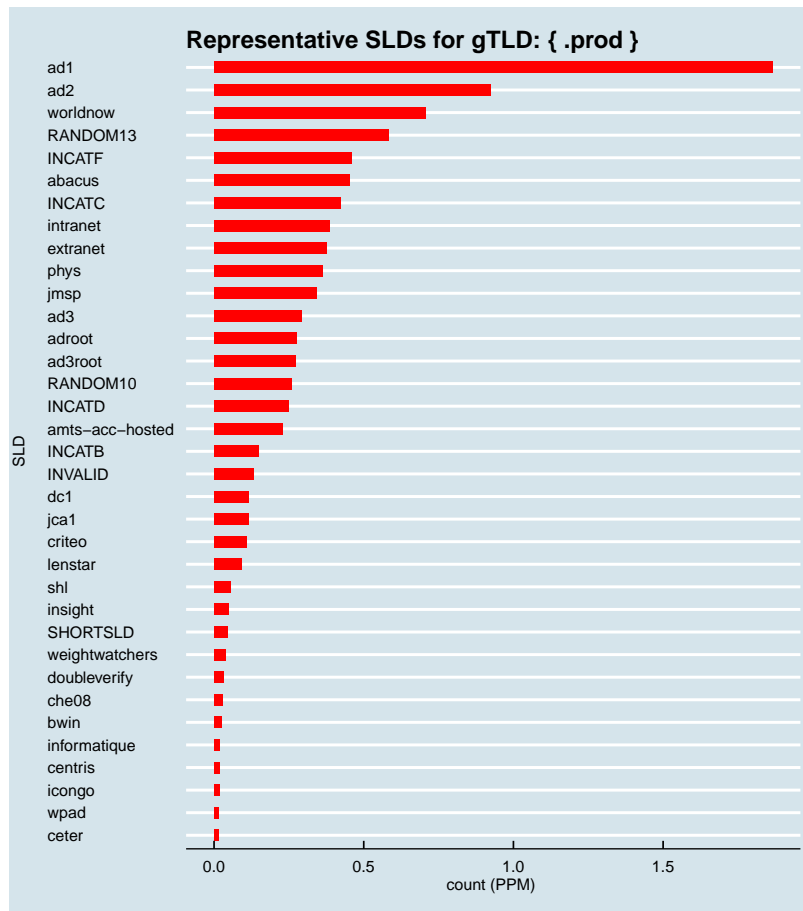


Figure 2.1331: Representative SLDs for gTLD: { .prod }. The *x* axis displays number of times (in parts per million) the corresponding SLD (*y* axis) was found in the gTLD.



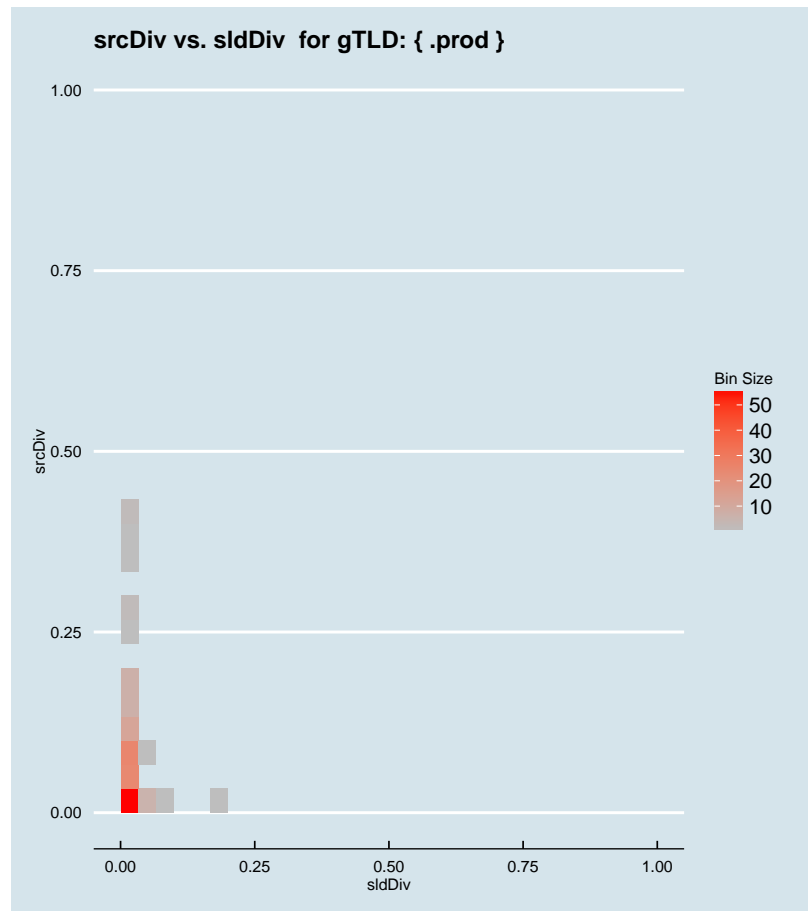


Figure 2.1332: Binned scatter-plot of srcDiv and sldDiv for gTLD: { .prod }.

## :: 2.919 Representative SLDs for gTLD: { .productions }

In this section, we collect representative SLDs related to gTLD: 'productions'. We found 1 unique SLDs after filtering. A total of 3107 records were considered representative and they are 57.188% of the gTLD dump. Since the total number of records for this gTLD is 3107, there are 0 non-representative records (NRep). In addition, this set comprises 1.27E-6 of the entire data-set. Table 2.667 shows the corresponding SLDs ordered by the level of importance. Figure 2.1333 shows the record count (PPM) for each representative SLD. Figure 2.1334 shows the binned scatter-plot of srcDiv and sldDiv.

► { .productions }  
Total SLDs: 1  
a-sldDiv: 57.188%  
a-oR: 0.000%  
NRep: 0



Individual SLD descriptors for gTLD: {,productions}										
SLD	count	sldDiv	$\phi$ -sldDiv	ipcount	srcDiv	$\phi$ -srcDiv	oR	a-srcDiv	a-oR	rem
INVALID	0.003	0.572	1.000	3.1E-4	0.100	0.016	1.27E-6	0.572	1.27E-6	0

Table 2.667: Top 1 most significant SLDs for gTLD 'productions'. The SLD list holds 57.188% of the entries found in the gTLD and 1.27E-6 of the total number of entries for the entire experiment. **count** represents the number of records found for the SLD (in parts per million). **sldDiv** is the raw count divided by the number of records of this gTLD dump file. **oR** is the ratio of raw count to the total number of records of the experiment.  **$\phi$ -sldDiv** represents the  $\phi$  percentile of sldDiv on the entire data-set. **a-srcDiv** is the cumulative srcDiv variable. **a-oR** is the cumulative oR.




Figure 2.1333: Representative SLDs for gTLD: { .productions }. The  $x$  axis displays number of times (in parts per million) the corresponding SLD ( $y$  axis) was found in the gTLD.

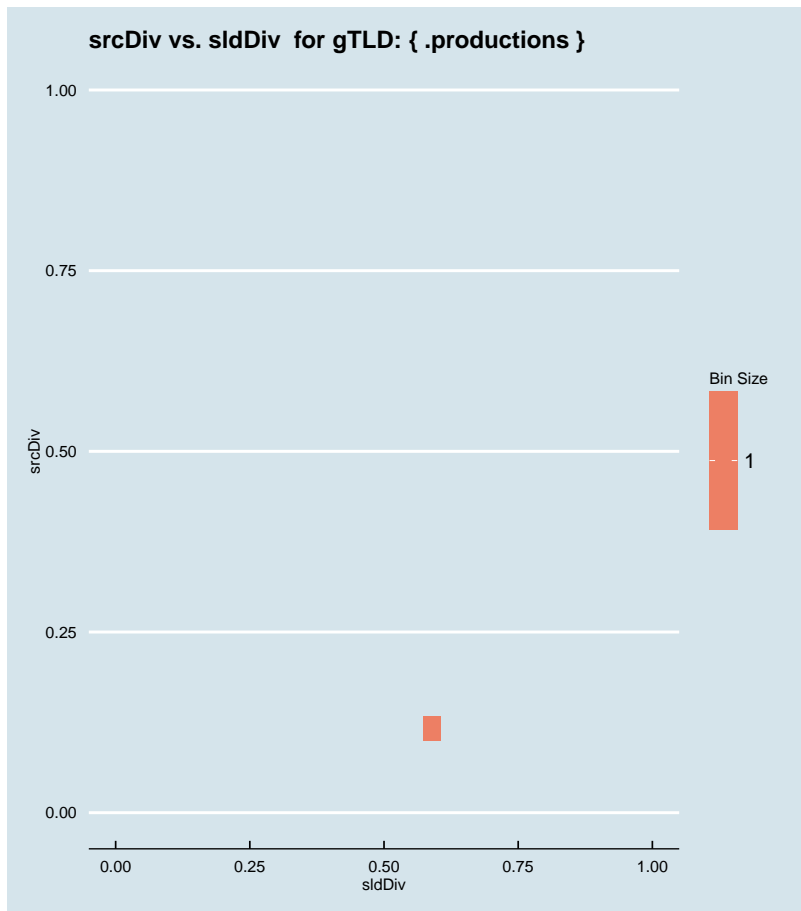


Figure 2.1334: Binned scatter-plot of srcDiv and sldDiv for gTLD: { .productions }.

### :: 2.920 Representative SLDs for gTLD: { .prof }

In this section, we collect representative SLDs related to gTLD: 'prof'. We found 6 unique SLDs after filtering. A total of 23416 records were considered representative and they are 67.468% of the gTLD dump. Since the total number of records for this gTLD is 23416, there are 0 non-representative records (NRep). In addition, this set comprises 9.6E−6 of the entire data-set. Table 2.668 shows the corresponding SLDs ordered by the level of importance. Figure 2.1335 shows the record count (PPM) for each representative SLD. Figure 2.1336 shows the binned scatter-plot of srcDiv and sldDiv.

► { .prof }  
 Total SLDs: 6  
 a-sldDiv: 67.468%  
 a-oR: 0.001%  
 NRep: 0

Individual SLD descriptors for gTLD: {prof}										
SLD	count	sldDiv	$\phi$ -sldDiv	ipcount	srcDiv	$\phi$ -srcDiv	oR	a-srcDiv	a-oR	rem
INCATC	0.008	0.243	1.000	6E-4	0.071	0.010	3.46E-6	0.243	3.46E-6	14978
INCATB	0.008	0.230	1.000	3.64E-4	0.046	0.005	3.28E-6	0.474	6.74E-6	6981
INCATF	0.003	0.073	1.000	1.18E-4	0.046	0.005	1.04E-6	0.547	7.78E-6	4442
RANDOM10	0.002	0.053	1.000	1.7E-4	0.092	0.015	7.57E-7	0.600	8.53E-6	2595
gorniza	0.001	0.038	1.000	2.3E-5	0.017	0.001	5.43E-7	0.638	9.08E-6	1270
INVALID	0.001	0.037	1.000	2.16E-4	0.170	0.037	5.2E-7	0.675	9.6E-6	0

Table 2.668: Top 6 most significant SLDs for gTLD 'prof'. The SLD list holds 67.468% of the entries found in the gTLD and 9.6E-6 of the total number of entries for the entire experiment. **count** represents the number of records found for the SLD (in parts per million). **sldDiv** is the raw count divided by the number of records of this gTLD dump file. **oR** is the ratio of raw count to the total number of records of the experiment.  $\phi$ -**sldDiv** represents the  $\phi$  percentile of sldDiv on the entire data-set. **a-srcDiv** is the cumulative srcDiv variable. **a-oR** is the cumulative oR.

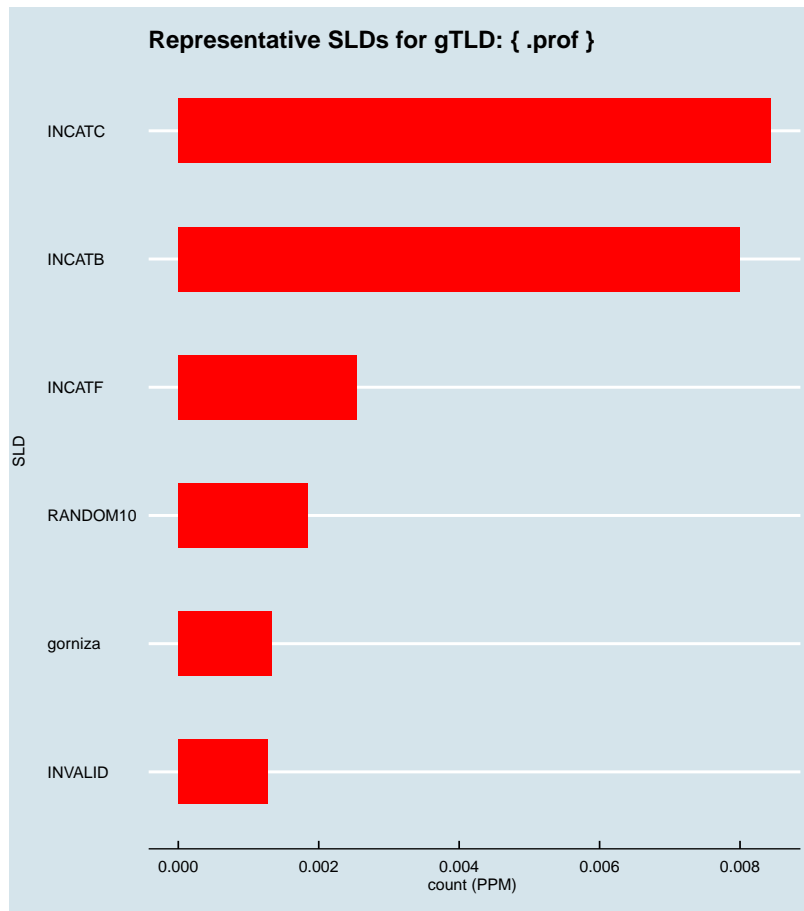


Figure 2.1335: Representative SLDs for gTLD: { .prof }. The *x* axis displays number of times (in parts per million) the corresponding SLD (*y* axis) was found in the gTLD.

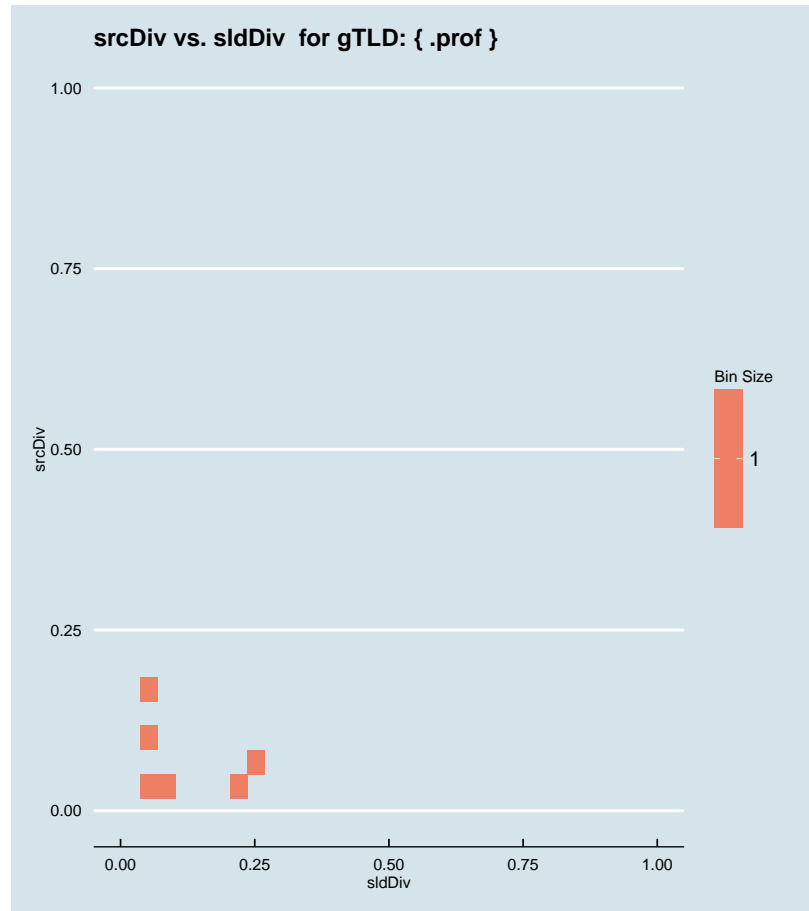


Figure 2.1336: Binned scatter-plot of srcDiv and sldDiv for gTLD: { .prof }.

### :: 2.921 Representative SLDs for gTLD: { .progressive }

In this section, we collect representative SLDs related to gTLD: 'progressive'. We found 1 unique SLDs after filtering. A total of 1275 records were considered representative and they are 16.686% of the gTLD dump. Since the total number of records for this gTLD is 1275, there are 0 non-representative records (NRep). In addition, this set comprises 5.23E-7 of the entire data-set. Table 2.669 shows the corresponding SLDs ordered by the level of importance. Figure 2.1337 shows the record count (PPM) for each representative SLD. Figure 2.1338 shows the binned scatter-plot of srcDiv and sldDiv.

► { .progressive }  
Total SLDs: 1  
a-sldDiv: 16.686%  
a-oR: 0.000%  
NRep: 0



Individual SLD descriptors for gTLD: {progressive}										
SLD	count	sldDiv	$\phi$ -sldDiv	ipcount	srcDiv	$\phi$ -srcDiv	oR	a-srcDiv	a-oR	rem
INCATB	0.001	0.167	1.000	2.19E-4	0.172	0.037	5.23E-7	0.167	5.23E-7	0

Table 2.669: Top 1 most significant SLDs for gTLD 'progressive'. The SLD list holds 16.686% of the entries found in the gTLD and 5.23E-7 of the total number of entries for the entire experiment. **count** represents the number of records found for the SLD (in parts per million). **sldDiv** is the raw count divided by the number of records of this gTLD dump file. **oR** is the ratio of raw count to the total number of records of the experiment.  **$\phi$ -sldDiv** represents the  $\phi$  percentile of sldDiv on the entire data-set. **a-srcDiv** is the cumulative srcDiv variable. **a-oR** is the cumulative oR.






Figure 2.1337: Representative SLDs for gTLD: { .progressive }. The  $x$  axis displays number of times (in parts per million) the corresponding SLD ( $y$  axis) was found in the gTLD.

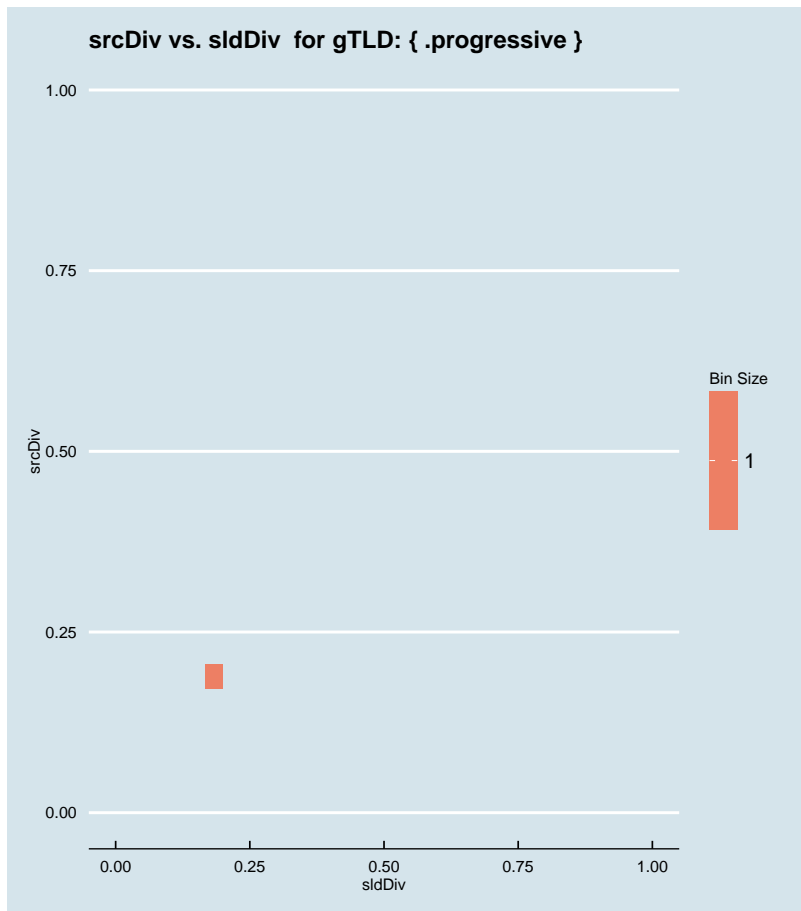


Figure 2.1338: Binned scatter-plot of srcDiv and sldDiv for gTLD: { .progressive }.

### :: 2.922 Representative SLDs for gTLD: { .promo }

In this section, we collect representative SLDs related to gTLD: 'promo'. We found 9 unique SLDs after filtering. A total of 23825 records were considered representative and they are 70.519% of the gTLD dump. Since the total number of records for this gTLD is 23825, there are 0 non-representative records (NRep). In addition, this set comprises  $9.76E-6$  of the entire data-set. Table 2.670 shows the corresponding SLDs ordered by the level of importance. Figure 2.1339 shows the record count (PPM) for each representative SLD. Figure 2.1340 shows the binned scatter-plot of srcDiv and sldDiv.

► { .promo }  
 Total SLDs: 9  
 a-sldDiv: 70.519%  
 a-oR: 0.001%  
 NRep: 0

Individual SLD descriptors for gTLD: {promo}										
SLD	count	sldDiv	$\phi$ -sldDiv	ipcount	srcDiv	$\phi$ -srcDiv	oR	a-srcDiv	a-oR	rem
INCATB	0.005	0.152	1.000	6.01E-4	0.117	0.021	2.1E-6	0.152	2.1E-6	18701
RANDOM13	0.005	0.146	1.000	6.5E-4	0.132	0.025	2.02E-6	0.298	4.12E-6	13766
ammane	0.003	0.080	1.000	2.8E-5	0.010	5.24E-4	1.1E-6	0.377	5.23E-6	11074
INCATE	0.002	0.073	1.000	9.56E-4	0.390	0.106	1E-6	0.450	6.23E-6	8622
INCATF	0.002	0.063	1.000	1.29E-4	0.061	0.008	8.66E-7	0.513	7.1E-6	6509
INVALID	0.002	0.056	1.000	2.8E-4	0.147	0.030	7.78E-7	0.569	7.87E-6	4610
RANDOM10	0.002	0.047	1.000	4.28E-4	0.271	0.068	6.47E-7	0.615	8.52E-6	3032
skittles	0.002	0.045	1.000	9.65E-4	0.636	0.205	6.22E-7	0.660	9.14E-6	1514
INCATC	0.002	0.045	1.000	4.28E-4	0.283	0.071	6.2E-7	0.705	9.76E-6	0

Table 2.670: Top 9 most significant SLDs for gTLD 'promo'. The SLD list holds 70.519% of the entries found in the gTLD and 9.76E-6 of the total number of entries for the entire experiment. **count** represents the number of records found for the SLD (in parts per million). **sldDiv** is the raw count divided by the number of records of this gTLD dump file. **oR** is the ratio of raw count to the total number of records of the experiment.  **$\phi$ -sldDiv** represents the  $\phi$  percentile of sldDiv on the entire data-set. **a-srcDiv** is the cumulative srcDiv variable. **a-oR** is the cumulative oR.

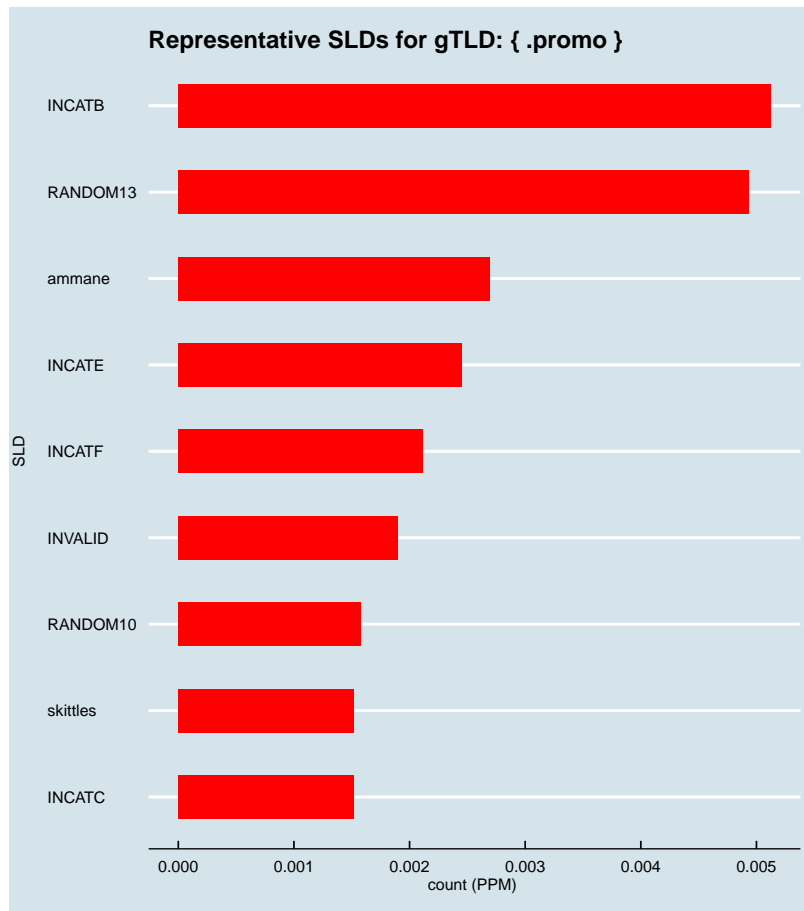


Figure 2.1339: Representative SLDs for gTLD: { .promo}. The *x* axis displays number of times (in parts per million) the corresponding SLD (*y* axis) was found in the gTLD.

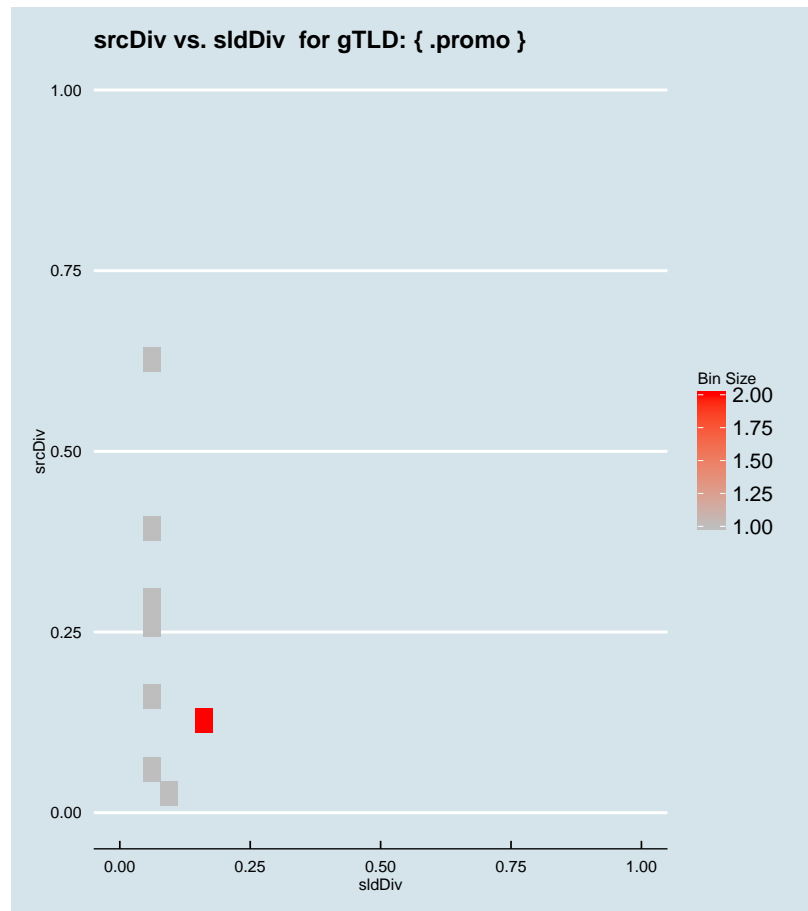


Figure 2.1340: Binned scatter-plot of srcDiv and sldDiv for gTLD: { .promo }.

### :: 2.923 Representative SLDs for gTLD: { .properties }

In this section, we collect representative SLDs related to gTLD: 'properties'. We found 8 unique SLDs after filtering. A total of 29824 records were considered representative and they are 71.938% of the gTLD dump. Since the total number of records for this gTLD is 29824, there are 0 non-representative records (NRep). In addition, this set comprises 1.22E-5 of the entire data-set. Table 2.671 shows the corresponding SLDs ordered by the level of importance. Figure 2.1341 shows the record count (PPM) for each representative SLD. Figure 2.1342 shows the binned scatter-plot of srcDiv and sldDiv.

► { .properties }  
Total SLDs: 8  
a-sldDiv: 71.938%  
a-oR: 0.001%  
NRep: 0

Individual SLD descriptors for gTLD: {properties}										
SLD	count	sldDiv	$\phi$ -sldDiv	ipcount	srcDiv	$\phi$ -srcDiv	oR	a-srcDiv	a-oR	rem
sblim-cim-...	0.015	0.357	1.000	0.006	0.402	0.114	6.06E-6	0.357	6.06E-6	15032
INVALID	0.005	0.116	1.000	9.88E-4	0.206	0.048	1.97E-6	0.472	8.03E-6	10237
RANDOM13	0.002	0.060	1.000	5.81E-4	0.234	0.055	1.02E-6	0.532	9.04E-6	7759
heritage	0.002	0.058	1.000	5.33E-4	0.222	0.051	9.85E-7	0.590	1E-5	5356
SHORTSLD	0.002	0.038	1.000	2.05E-4	0.131	0.025	6.41E-7	0.628	1.07E-5	3792
INCATF	0.001	0.032	1.000	3.71E-4	0.277	0.070	5.49E-7	0.660	1.12E-5	2452
RANDOM10	0.001	0.030	1.000	3.56E-4	0.289	0.074	5.05E-7	0.690	1.17E-5	1219
INCATB	0.001	0.029	0.999	1.98E-4	0.162	0.033	5E-7	0.719	1.22E-5	0

Table 2.671: Top 8 most significant SLDs for gTLD 'properties'. The SLD list holds 71.938% of the entries found in the gTLD and 1.22E-5 of the total number of entries for the entire experiment. **count** represents the number of records found for the SLD (in parts per million). **sldDiv** is the raw count divided by the number of records of this gTLD dump file. **oR** is the ratio of raw count to the total number of records of the experiment.  **$\phi$ -sldDiv** represents the  $\phi$  percentile of sldDiv on the entire data-set. **a-srcDiv** is the cumulative srcDiv variable. **a-oR** is the cumulative oR.

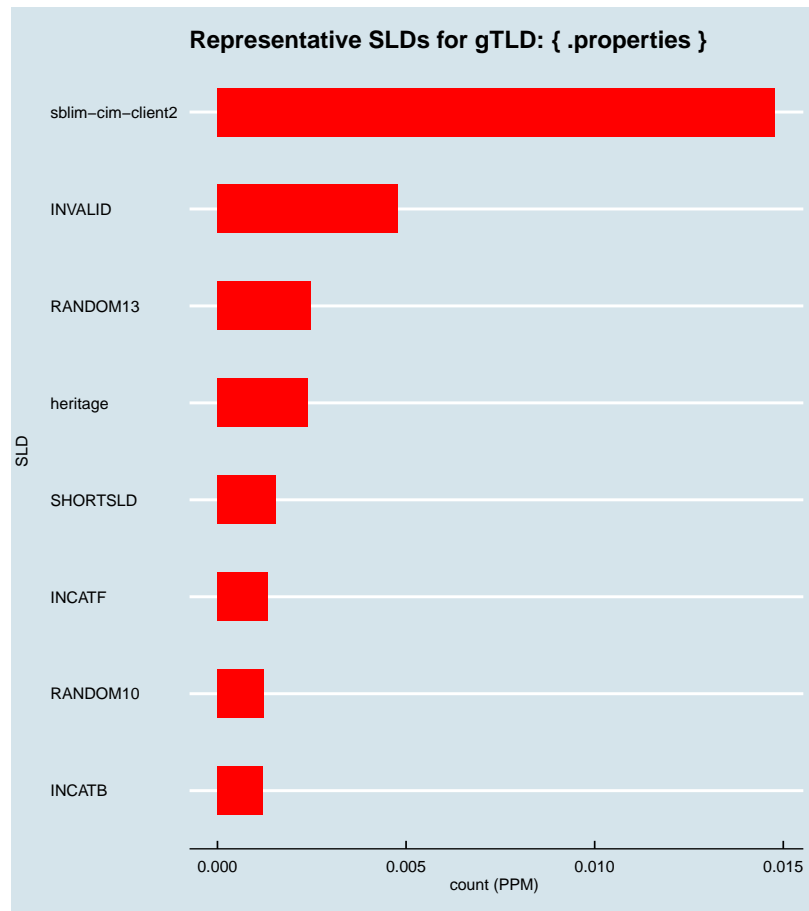


Figure 2.1341: Representative SLDs for gTLD: { .properties }. The  $x$  axis displays number of times (in parts per million) the corresponding SLD ( $y$  axis) was found in the gTLD.

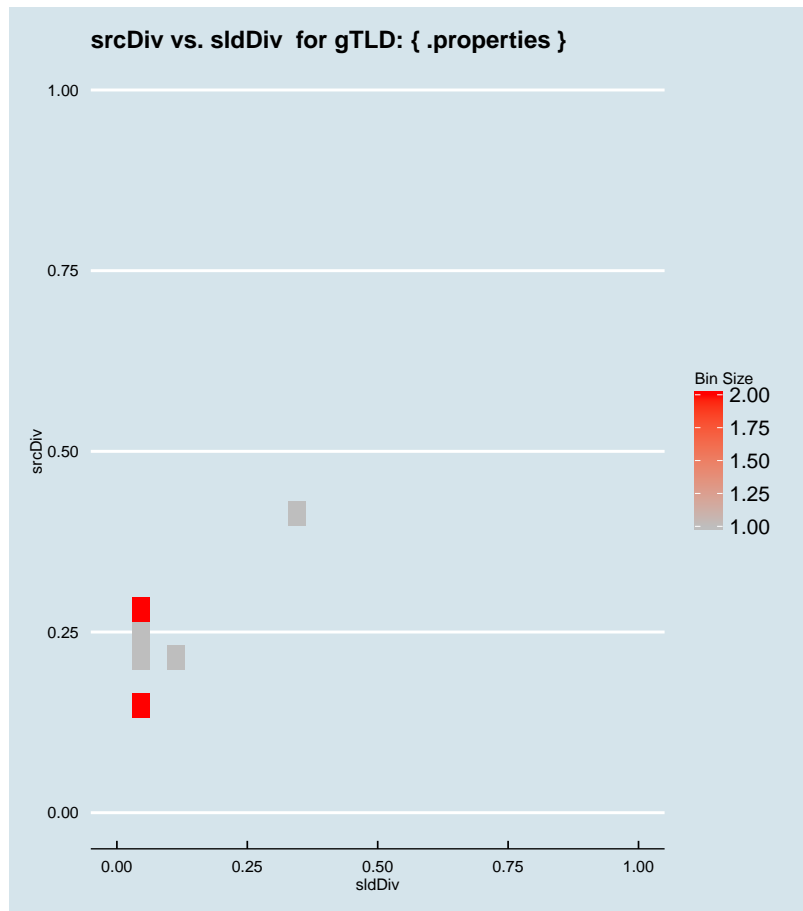


Figure 2.1342: Binned scatter-plot of srcDiv and sldDiv for gTLD: { .properties }.

### :: 2.924 Representative SLDs for gTLD: { .property }

In this section, we collect representative SLDs related to gTLD: 'property'. We found 8 unique SLDs after filtering. A total of 19119 records were considered representative and they are 63.535% of the gTLD dump. Since the total number of records for this gTLD is 19119, there are 0 non-representative records (NRep). In addition, this set comprises  $7.84E-6$  of the entire data-set. Table 2.672 shows the corresponding SLDs ordered by the level of importance. Figure 2.1343 shows the record count (PPM) for each representative SLD. Figure 2.1344 shows the binned scatter-plot of srcDiv and sldDiv.

► { .property }  
 Total SLDs: 8  
 a-sldDiv: 63.535%  
 a-oR: 0.001%  
 NRep: 0



Individual SLD descriptors for gTLD: {property}										
SLD	count	sldDiv	$\phi$ -sldDiv	ipcount	srcDiv	$\phi$ -srcDiv	oR	a-srcDiv	a-oR	rem
INCATB	0.005	0.166	1.000	2.85E-4	0.057	0.007	2.04E-6	0.166	2.04E-6	14135
INVALID	0.003	0.099	1.000	1.59E-4	0.054	0.007	1.22E-6	0.264	3.26E-6	11164
wpad	0.003	0.086	1.000	4.24E-4	0.163	0.034	1.06E-6	0.351	4.32E-6	8566
INCATC	0.003	0.085	1.000	1.6E-4	0.063	0.009	1.05E-6	0.436	5.37E-6	6010
isatap	0.002	0.055	1.000	3.66E-4	0.222	0.051	6.75E-7	0.490	6.05E-6	4362
RANDOM10	0.002	0.055	1.000	1.88E-4	0.115	0.021	6.72E-7	0.545	6.72E-6	2721
INCATF	0.001	0.050	1.000	4.5E-5	0.030	0.003	6.14E-7	0.595	7.33E-6	1222
rhoads	0.001	0.041	1.000	1.2E-5	0.010	4.84E-4	5.01E-7	0.635	7.84E-6	0

Table 2.672: Top 8 most significant SLDs for gTLD 'property'. The SLD list holds 63.535% of the entries found in the gTLD and 7.84E-6 of the total number of entries for the entire experiment. **count** represents the number of records found for the SLD (in parts per million). **sldDiv** is the raw count divided by the number of records of this gTLD dump file. **oR** is the ratio of raw count to the total number of records of the experiment.  **$\phi$ -sldDiv** represents the  $\phi$  percentile of sldDiv on the entire data-set. **a-srcDiv** is the cumulative srcDiv variable. **a-oR** is the cumulative oR.

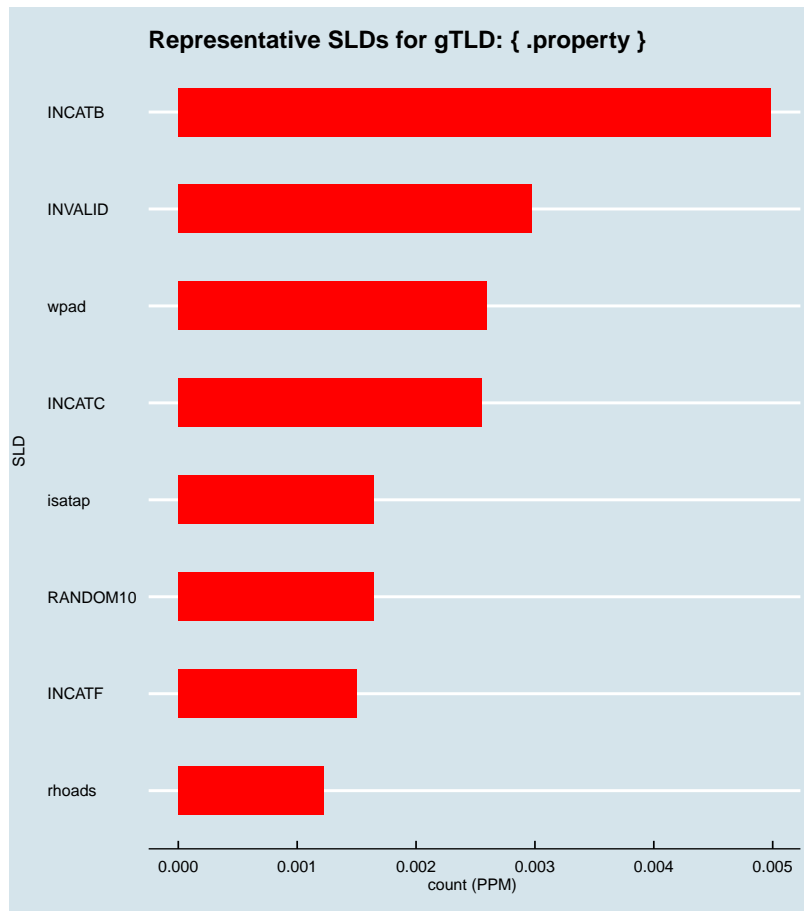


Figure 2.1343: Representative SLDs for gTLD: { .property}. The x axis displays number of times (in parts per million) the corresponding SLD (y axis) was found in the gTLD.

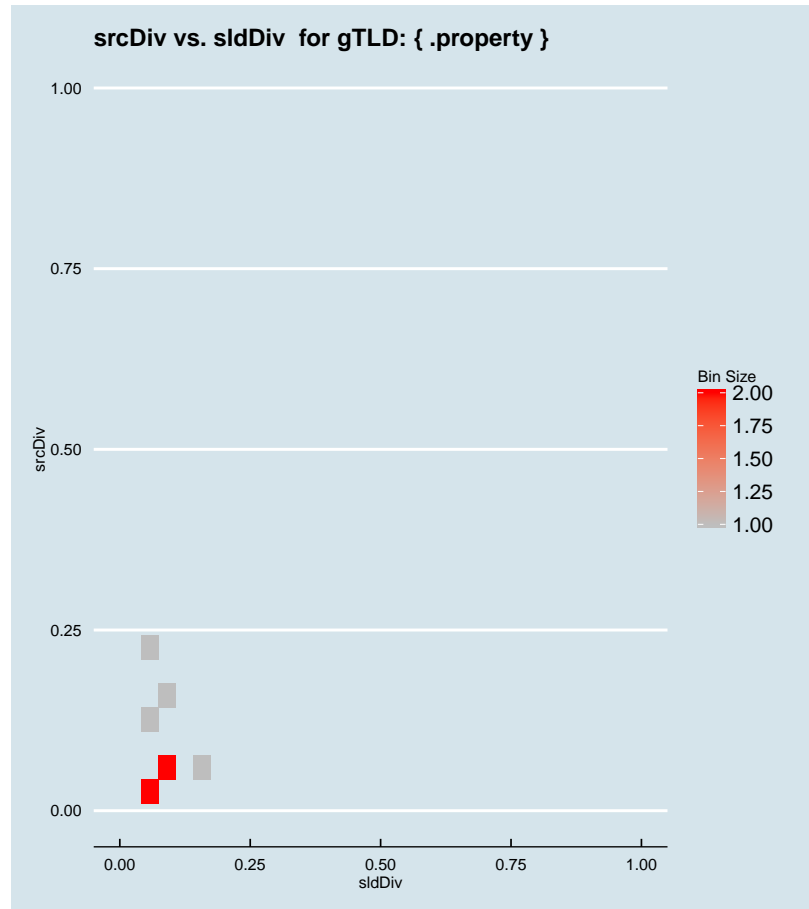


Figure 2.1344: Binned scatter-plot of srcDiv and sldDiv for gTLD: { .property }.

### :: 2.925 Representative SLDs for gTLD: { .protection }

In this section, we collect representative SLDs related to gTLD: 'protection'. We found 3 unique SLDs after filtering. A total of 6735 records were considered representative and they are 60.840% of the gTLD dump. Since the total number of records for this gTLD is 6735, there are 0 non-representative records (NRep). In addition, this set comprises 2.76E-6 of the entire data-set. Table 2.673 shows the corresponding SLDs ordered by the level of importance. Figure 2.1345 shows the record count (PPM) for each representative SLD. Figure 2.1346 shows the binned scatter-plot of srcDiv and sldDiv.

► { .protection }  
Total SLDs: 3  
a-sldDiv: 60.840%  
a-oR: 0.000%  
NRep: 0



Individual SLD descriptors for gTLD: {protection}										
SLD	count	sldDiv	$\phi$ -sldDiv	ipcount	srcDiv	$\phi$ -srcDiv	oR	a-srcDiv	a-oR	rem
INCATB	0.003	0.262	1.000	8.6E-5	0.030	0.003	1.19E-6	0.262	1.19E-6	3840
INCATC	0.002	0.186	1.000	6.51E-4	0.317	0.080	8.43E-7	0.447	2.03E-6	1784
INCATF	0.002	0.161	1.000	2.8E-5	0.016	0.001	7.31E-7	0.608	2.76E-6	0

Table 2.673: Top 3 most significant SLDs for gTLD 'protection'. The SLD list holds 60.840% of the entries found in the gTLD and 2.76E-6 of the total number of entries for the entire experiment. **count** represents the number of records found for the SLD (in parts per million). **sldDiv** is the raw count divided by the number of records of this gTLD dump file. **oR** is the ratio of raw count to the total number of records of the experiment.  **$\phi$ -sldDiv** represents the  $\phi$  percentile of sldDiv on the entire data-set. **a-srcDiv** is the cumulative srcDiv variable. **a-oR** is the cumulative oR.

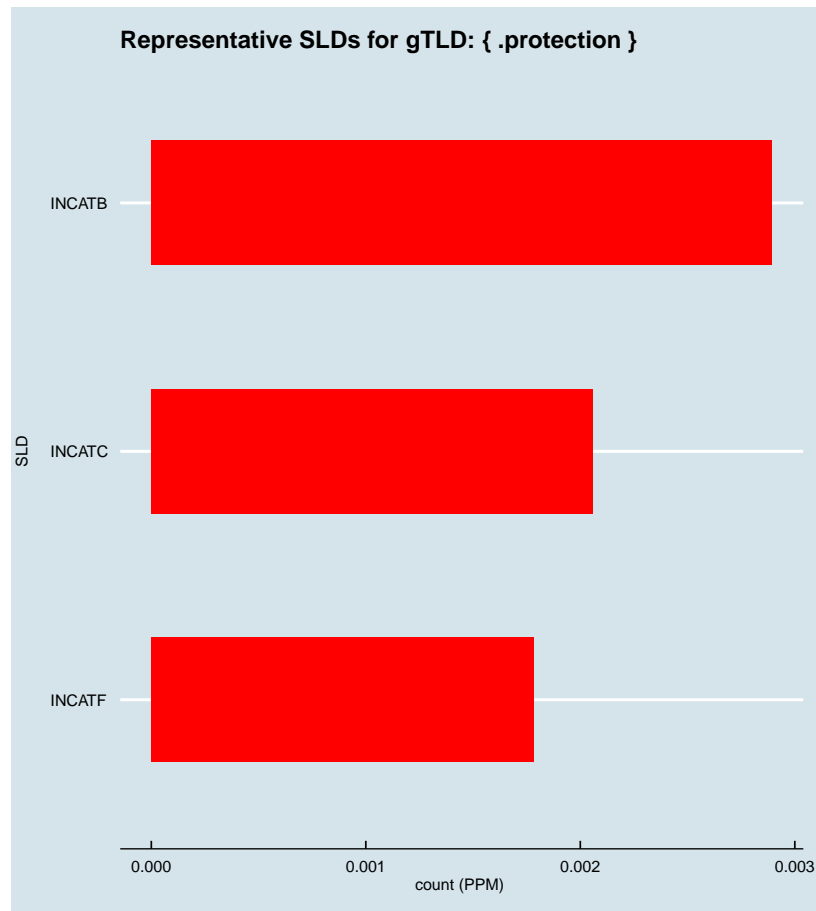


Figure 2.1345: Representative SLDs for gTLD: { .protection }. The  $x$  axis displays number of times (in parts per million) the corresponding SLD ( $y$  axis) was found in the gTLD.

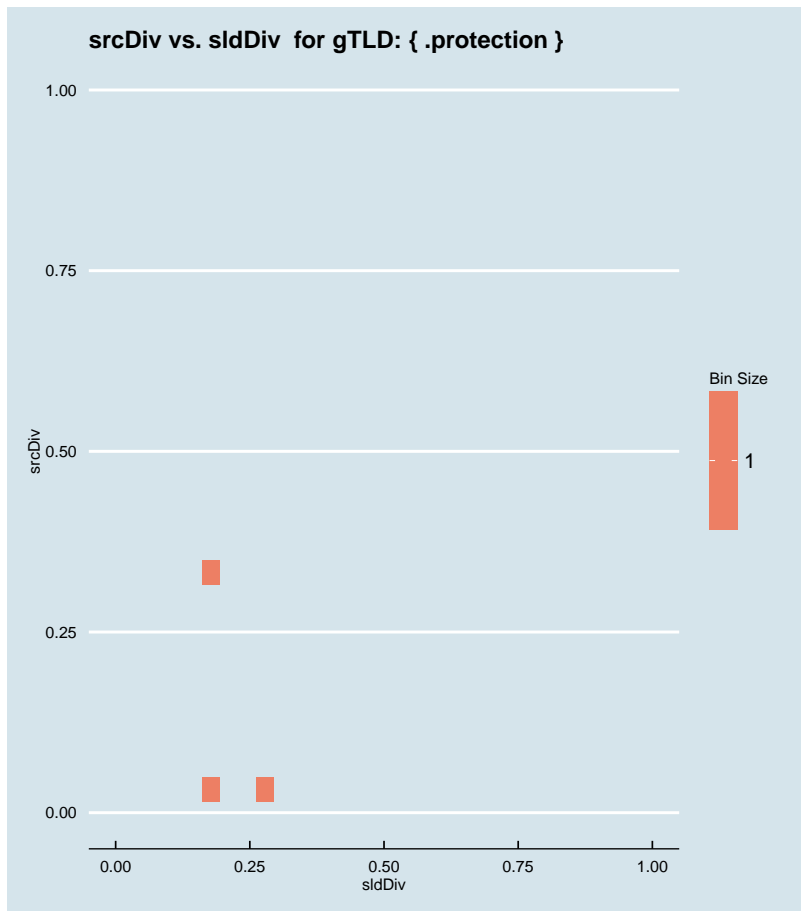


Figure 2.1346: Binned scatter-plot of srcDiv and sldDiv for gTLD: {.protection}.

### :: 2.926 Representative SLDs for gTLD: {.pru}

In this section, we collect representative SLDs related to gTLD: 'pru'. We found 2 unique SLDs after filtering. A total of 3614 records were considered representative and they are 38.066% of the gTLD dump. Since the total number of records for this gTLD is 3614, there are 0 non-representative records (NRep). In addition, this set comprises 1.48E-6 of the entire data-set. Table 2.674 shows the corresponding SLDs ordered by the level of importance. Figure 2.1347 shows the record count (PPM) for each representative SLD. Figure 2.1348 shows the binned scatter-plot of srcDiv and sldDiv.

► {.pru}  
 Total SLDs: 2  
 a-sldDiv: 38.066%  
 a-oR: 0.000%  
 NRep: 0

Individual SLD descriptors for gTLD: {pru}										
SLD	count	sldDiv	$\phi$ -sldDiv	ipcount	srcDiv	$\phi$ -srcDiv	oR	a-srcDiv	a-oR	rem
INCATF	0.002	0.226	1.000	7.2E-5	0.034	0.003	8.8E-7	0.226	8.8E-7	1466
INVALID	0.001	0.154	1.000	4.23E-4	0.289	0.074	6.01E-7	0.381	1.48E-6	0

Table 2.674: Top 2 most significant SLDs for gTLD 'pru'. The SLD list holds 38.066% of the entries found in the gTLD and 1.48E-6 of the total number of entries for the entire experiment. **count** represents the number of records found for the SLD (in parts per million). **sldDiv** is the raw count divided by the number of records of this gTLD dump file. **oR** is the ratio of raw count to the total number of records of the experiment.  **$\phi$ -sldDiv** represents the  $\phi$  percentile of sldDiv on the entire data-set. **a-srcDiv** is the cumulative srcDiv variable. **a-oR** is the cumulative oR.

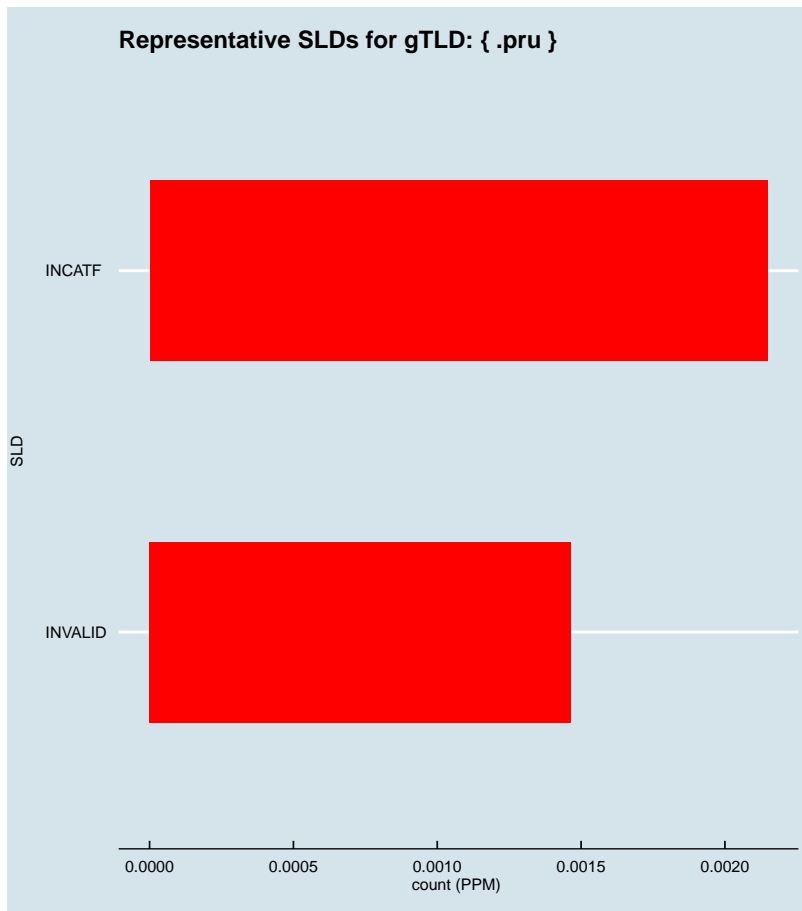


Figure 2.1347: Representative SLDs for gTLD: { .pru }. The *x* axis displays number of times (in parts per million) the corresponding SLD (*y* axis) was found in the gTLD.



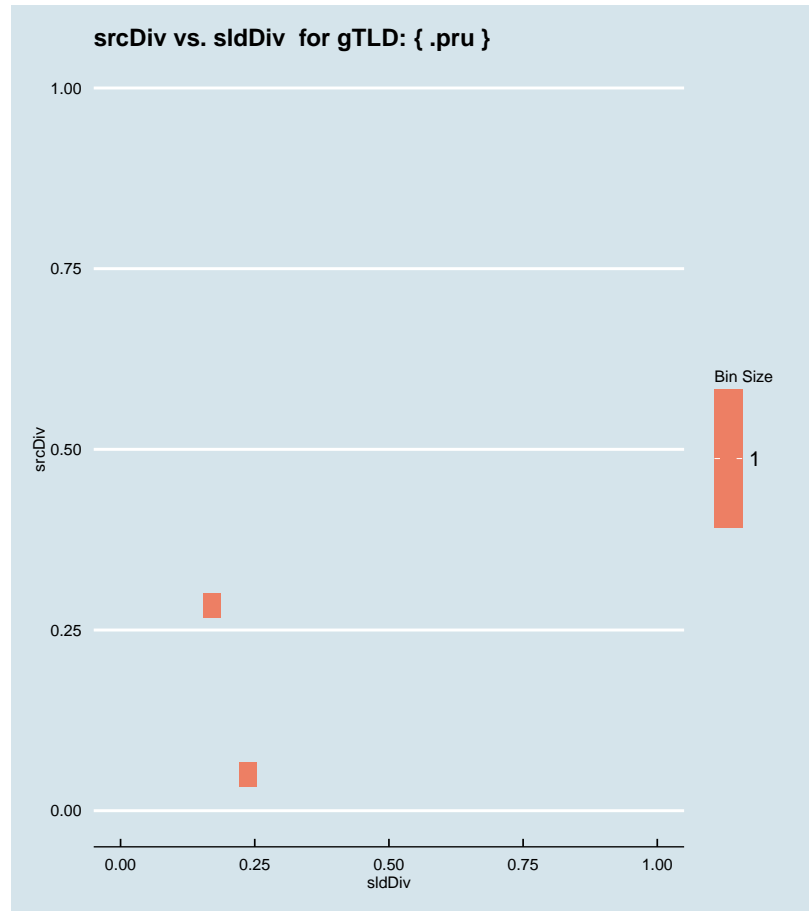


Figure 2.1348: Binned scatter-plot of srcDiv and sldDiv for gTLD: { .pru }.

### ∴ 2.927 Representative SLDs for gTLD: { .prudential }

In this section, we collect representative SLDs related to gTLD: 'prudential'. We found 5 unique SLDs after filtering. A total of 11713 records were considered representative and they are 52.735% of the gTLD dump. Since the total number of records for this gTLD is 11713, there are 0 non-representative records (NRep). In addition, this set comprises 4.8E-6 of the entire data-set. Table 2.675 shows the corresponding SLDs ordered by the level of importance. Figure 2.1349 shows the record count (PPM) for each representative SLD. Figure 2.1350 shows the binned scatter-plot of srcDiv and sldDiv.

► { .prudential }  
Total SLDs: 5  
a-sldDiv: 52.735%  
a-oR: 0.000%  
NRep: 0

Individual SLD descriptors for gTLD: {prudential}										
SLD	count	sldDiv	$\phi$ -sldDiv	ipcount	srcDiv	$\phi$ -srcDiv	oR	a-srcDiv	a-oR	rem
RANDOM10	0.005	0.207	1.000	1.07E-4	0.023	0.002	1.88E-6	0.207	1.88E-6	7119
INVALID	0.003	0.113	1.000	3.4E-4	0.136	0.026	1.03E-6	0.319	2.91E-6	4617
RANDOM13	0.002	0.086	1.000	1.77E-4	0.092	0.015	7.87E-7	0.406	3.7E-6	2696
INCATF	0.001	0.063	1.000	2.57E-4	0.184	0.041	5.73E-7	0.469	4.27E-6	1297
apoloplus	0.001	0.058	1.000	3.5E-5	0.027	0.002	5.32E-7	0.527	4.8E-6	0

Table 2.675: Top 5 most significant SLDs for gTLD 'prudential'. The SLD list holds 52.735% of the entries found in the gTLD and 4.8E-6 of the total number of entries for the entire experiment. **count** represents the number of records found for the SLD (in parts per million). **sldDiv** is the raw count divided by the number of records of this gTLD dump file. **oR** is the ratio of raw count to the total number of records of the experiment.  **$\phi$ -sldDiv** represents the  $\phi$  percentile of sldDiv on the entire data-set. **a-srcDiv** is the cumulative srcDiv variable. **a-oR** is the cumulative oR.

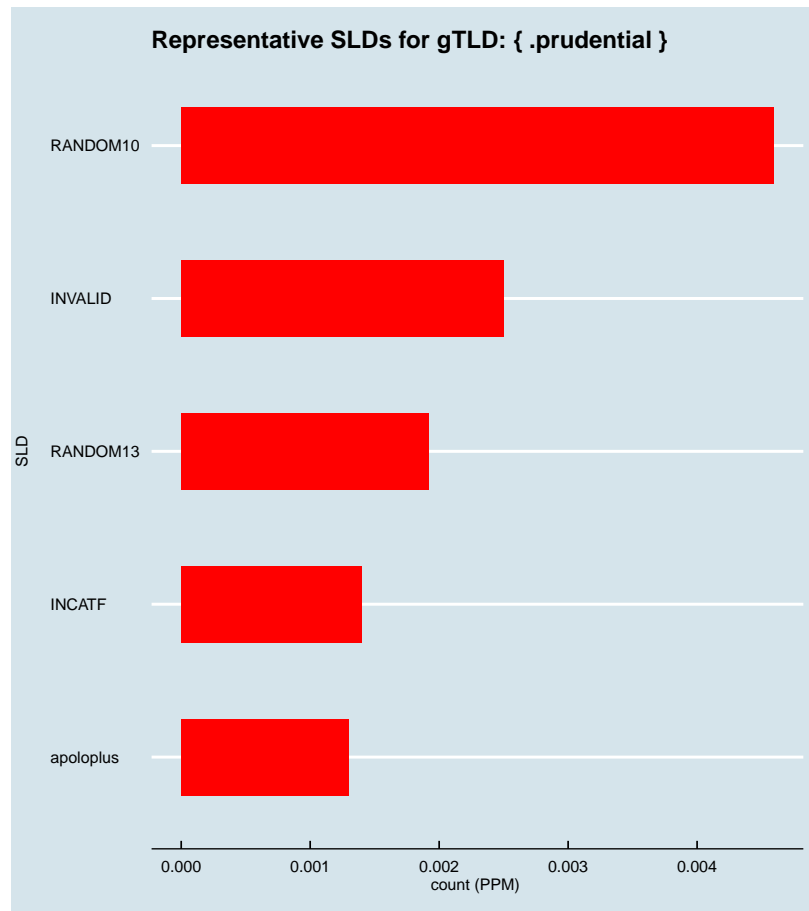


Figure 2.1349: Representative SLDs for gTLD: { .prudential }. The  $x$  axis displays number of times (in parts per million) the corresponding SLD ( $y$  axis) was found in the gTLD.

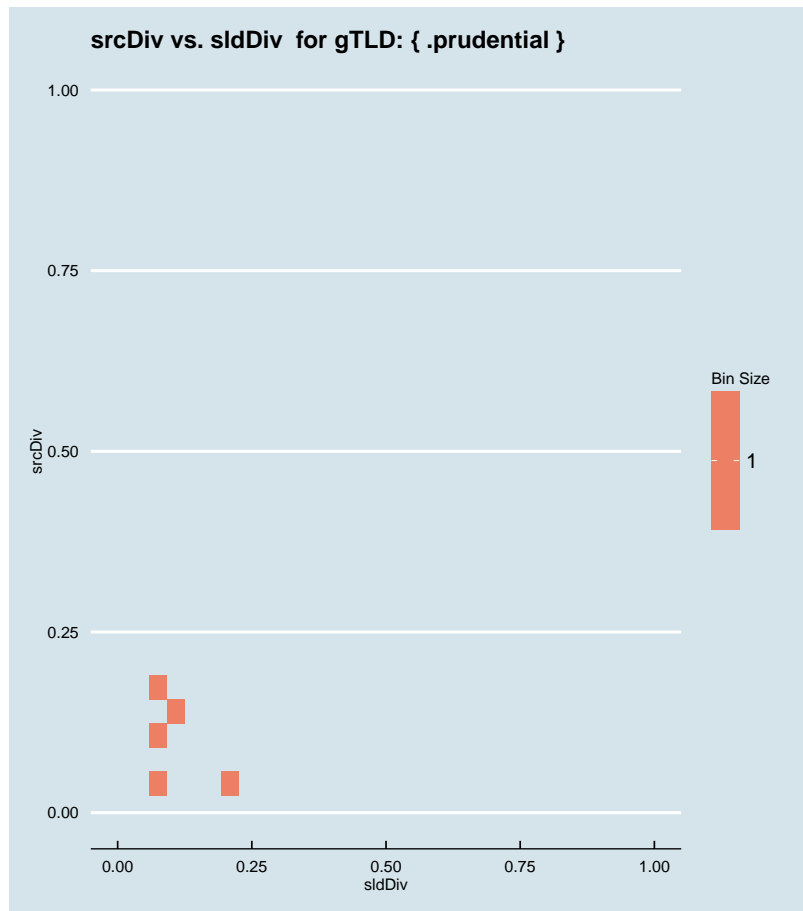


Figure 2.1350: Binned scatter-plot of srcDiv and sldDiv for gTLD: { .prudential}.

### :: 2.928 Representative SLDs for gTLD: { .pub }

In this section, we collect representative SLDs related to gTLD: 'pub'. We found 44 unique SLDs after filtering. A total of 304717 records were considered representative and they are 81.682% of the gTLD dump. Since the total number of records for this gTLD is 304717, there are 0 non-representative records (NRep). In addition, this set comprises 1.25E-4 of the entire data-set. Table 2.676 shows the corresponding SLDs ordered by the level of importance. Figure 2.1351 shows the record count (PPM) for each representative SLD. Figure 2.1352 shows the binned scatter-plot of srcDiv and sldDiv.

► { .pub }  
 Total SLDs: 44  
 a-sldDiv: 81.682%  
 a-oR: 0.012%  
 NRep: 0

Individual SLD descriptors for gTLD: {pub}										
SLD	count	sldDiv	$\phi$ -sldDiv	ipcount	srcDiv	$\phi$ -srcDiv	oR	a-srcDiv	a-oR	rem
RANDOM10	0.034	0.091	1.000	0.006	0.184	0.041	1.4E-5	0.091	1.4E-5	270645
sacmi	0.033	0.087	1.000	0.002	0.065	0.009	1.33E-5	0.179	2.73E-5	238082
RANDOM13	0.028	0.075	1.000	0.001	0.040	0.004	1.15E-5	0.254	3.88E-5	210102
publicisgr...	0.027	0.071	1.000	3.15E-4	0.012	6.52E-4	1.09E-5	0.325	4.97E-5	183525
INCATC	0.026	0.069	1.000	0.001	0.055	0.007	1.05E-5	0.394	6.02E-5	157867
njl	0.018	0.048	1.000	1.75E-4	0.010	4.81E-4	7.32E-6	0.442	6.75E-5	140012
INCATF	0.016	0.042	1.000	0.002	0.109	0.019	6.45E-6	0.484	7.39E-5	124280
INVALID	0.013	0.036	1.000	0.003	0.212	0.049	5.46E-6	0.519	7.94E-5	110953
hq133	0.012	0.031	1.000	4.6E-5	0.004	1.35E-4	4.79E-6	0.551	8.42E-5	99271
tracker	0.007	0.019	0.999	0.002	0.308	0.079	2.9E-6	0.570	8.71E-5	92204
INCATD	0.007	0.018	0.999	8.45E-4	0.125	0.024	2.76E-6	0.588	8.99E-5	85459
res-it	0.006	0.015	0.999	4.05E-4	0.072	0.011	2.31E-6	0.603	9.22E-5	79811
INCATB	0.005	0.015	0.999	0.002	0.348	0.097	2.24E-6	0.618	9.44E-5	74346
mabucapiva...	0.005	0.012	0.999	8.36E-4	0.181	0.039	1.9E-6	0.630	9.63E-5	69720
evh	0.004	0.012	0.999	2.3E-5	0.005	2E-4	1.78E-6	0.642	9.81E-5	65372
dosign	0.004	0.011	0.999	8E-6	0.002	5.19E-5	1.62E-6	0.652	9.97E-5	61421
etch	0.004	0.011	0.999	8.5E-5	0.022	0.002	1.61E-6	0.663	1.01E-4	57489
pubtech	0.004	0.010	0.999	4.65E-4	0.127	0.024	1.5E-6	0.673	1.03E-4	53831
nmc	0.004	0.010	0.999	1.15E-4	0.032	0.003	1.47E-6	0.682	1.04E-4	50235
hri	0.004	0.010	0.999	1.04E-4	0.029	0.003	1.47E-6	0.692	1.06E-4	46641
pjc	0.003	0.008	0.999	7.1E-5	0.022	0.002	1.3E-6	0.700	1.07E-4	43474
showpoint	0.003	0.008	0.999	1.53E-4	0.050	0.006	1.26E-6	0.709	1.08E-4	40391
medhatlodg...	0.003	0.008	0.999	1.53E-4	0.050	0.006	1.26E-6	0.717	1.1E-4	37313
pickaway	0.003	0.007	0.999	1.09E-4	0.039	0.004	1.14E-6	0.724	1.11E-4	34538
lanvac	0.003	0.007	0.999	4E-6	0.002	3.59E-5	1.03E-6	0.731	1.12E-4	32014
webformanc...	0.002	0.007	0.999	3.7E-5	0.015	9.6E-4	9.99E-7	0.738	1.13E-4	29577
walkons	0.002	0.006	0.999	6.2E-5	0.028	0.002	9.13E-7	0.744	1.14E-4	27348
feydeau	0.002	0.006	0.999	3E-5	0.014	8.09E-4	9.02E-7	0.749	1.15E-4	25146
pasadena	0.002	0.005	0.999	8.22E-4	0.412	0.115	8.18E-7	0.755	1.15E-4	23150
msh	0.002	0.005	0.999	3.7E-5	0.019	0.001	7.92E-7	0.760	1.16E-4	21218
melody	0.002	0.005	0.999	3.7E-5	0.020	0.001	7.66E-7	0.765	1.17E-4	19349
aspecthunt...	0.002	0.005	0.999	8.3E-5	0.045	0.005	7.53E-7	0.770	1.18E-4	17511
minnesota	0.002	0.005	0.999	0.001	0.682	0.233	6.96E-7	0.774	1.18E-4	15812
SHORTSLD	0.002	0.005	0.999	4.8E-4	0.284	0.071	6.93E-7	0.779	1.19E-4	14121
mre	0.002	0.004	0.999	2.65E-4	0.159	0.033	6.83E-7	0.783	1.2E-4	12454

Table 2.676: Top 35 most significant SLDs for gTLD 'pub'. The SLD list holds 81.682% of the entries found in the gTLD and 1.25E-4 of the total number of entries for the entire experiment. **count** represents the number of records found for the SLD (in parts per million). **sldDiv** is the raw count divided by the number of records of this gTLD dump file. **oR** is the ratio of raw count to the total number of records of the experiment.  **$\phi$ -sldDiv** represents the  $\phi$  percentile of sldDiv on the entire data-set. **a-srcDiv** is the cumulative srcDiv variable. **a-oR** is the cumulative oR.

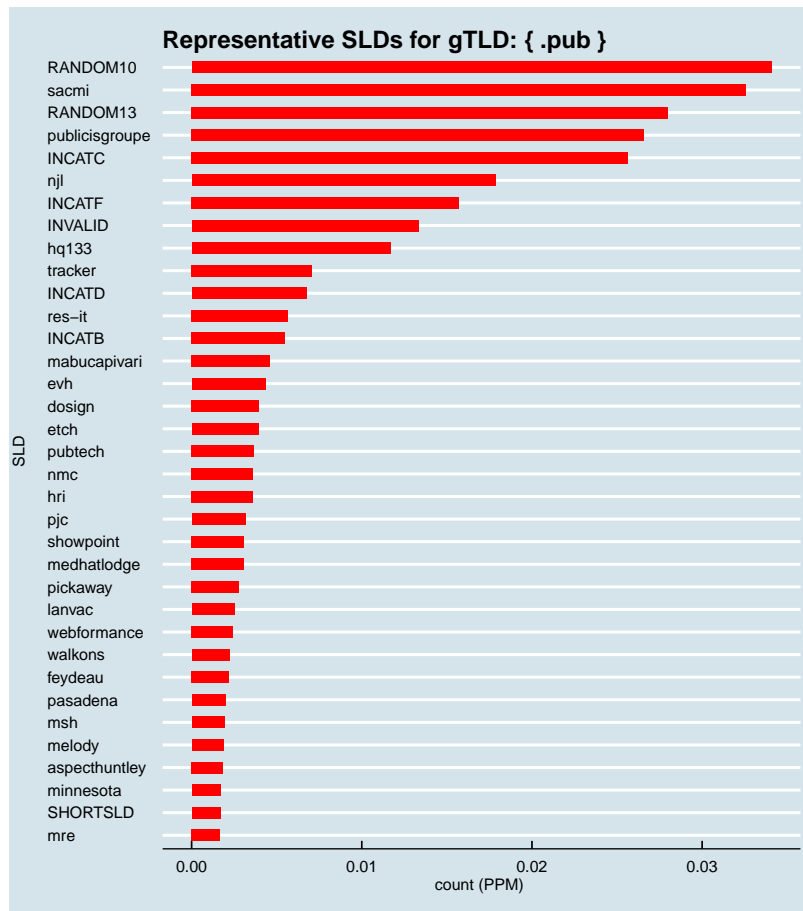


Figure 2.1351: Representative SLDs for gTLD: { .pub }. The x axis displays number of times (in parts per million) the corresponding SLD (y axis) was found in the gTLD.

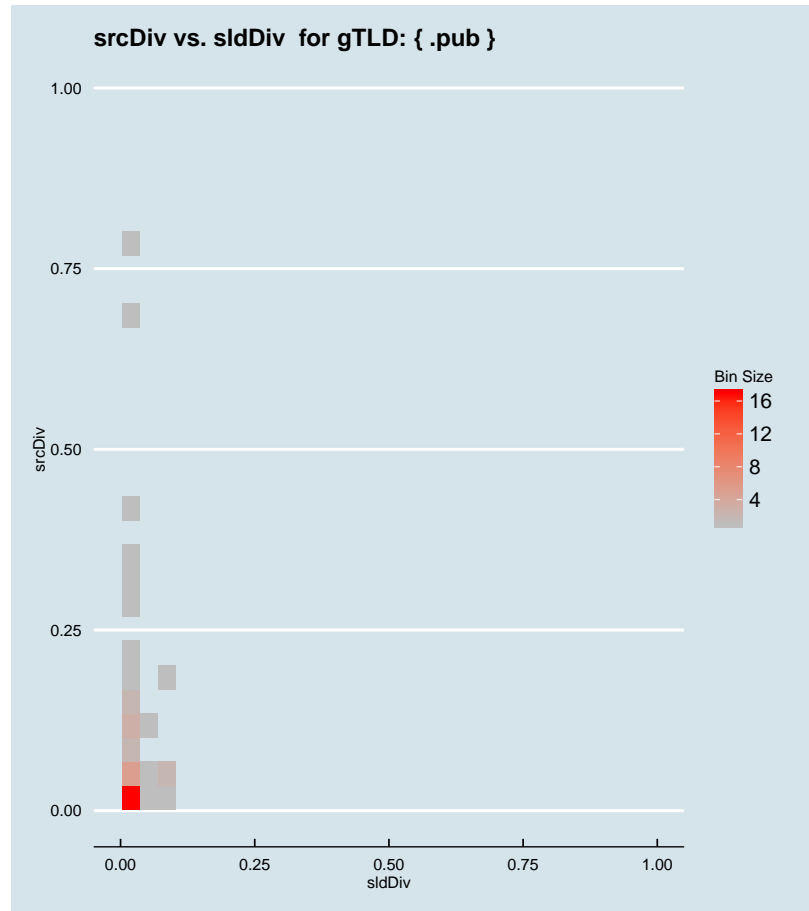


Figure 2.1352: Binned scatter-plot of srcDiv and sldDiv for gTLD: { .pub }.

### :: 2.929 Representative SLDs for gTLD: { .pwc }

In this section, we collect representative SLDs related to gTLD: 'pwc'. We found 6 unique SLDs after filtering. A total of 96695 records were considered representative and they are 92.167% of the gTLD dump. Since the total number of records for this gTLD is 96695, there are 0 non-representative records (NRep). In addition, this set comprises  $3.96E-5$  of the entire data-set. Table 2.677 shows the corresponding SLDs ordered by the level of importance. Figure 2.1353 shows the record count (PPM) for each representative SLD. Figure 2.1354 shows the binned scatter-plot of srcDiv and sldDiv.

► { .pwc }  
Total SLDs: 6  
a-sldDiv: 92.167%  
a-oR: 0.004%  
NRep: 0



Individual SLD descriptors for gTLD: {pwc}										
SLD	count	sldDiv	$\phi$ -sldDiv	ipcount	srcDiv	$\phi$ -srcDiv	oR	a-srcDiv	a-oR	rem
INCATB	0.079	0.757	1.000	0.008	0.102	0.018	3.26E-5	0.757	3.26E-5	17244
INCATF	0.007	0.065	1.000	1.41E-4	0.021	0.002	2.8E-6	0.823	3.54E-5	10401
INVALID	0.004	0.040	1.000	6.3E-4	0.151	0.031	1.71E-6	0.862	3.71E-5	6227
wifi	0.002	0.020	0.999	2.04E-4	0.097	0.016	8.62E-7	0.882	3.79E-5	4124
asc	0.002	0.020	0.999	3.2E-5	0.015	9.71E-4	8.54E-7	0.902	3.88E-5	2041
lab	0.002	0.019	0.999	3.8E-5	0.019	0.001	8.36E-7	0.922	3.96E-5	0

Table 2.677: Top 6 most significant SLDs for gTLD 'pwc'. The SLD list holds 92.167% of the entries found in the gTLD and 3.96E-5 of the total number of entries for the entire experiment. **count** represents the number of records found for the SLD (in parts per million). **sldDiv** is the raw count divided by the number of records of this gTLD dump file. **oR** is the ratio of raw count to the total number of records of the experiment.  $\phi$ -**sldDiv** represents the  $\phi$  percentile of sldDiv on the entire data-set. **a-srcDiv** is the cumulative srcDiv variable. **a-oR** is the cumulative oR.



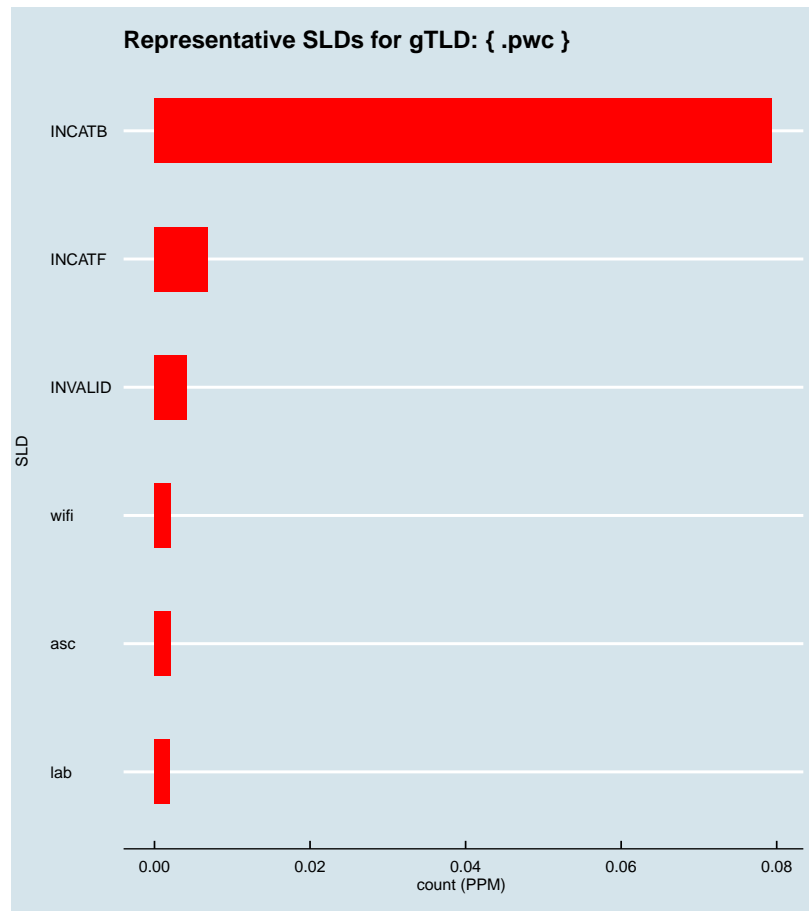


Figure 2.1353: Representative SLDs for gTLD: { .pwc}. The  $x$  axis displays number of times (in parts per million) the corresponding SLD ( $y$  axis) was found in the gTLD.

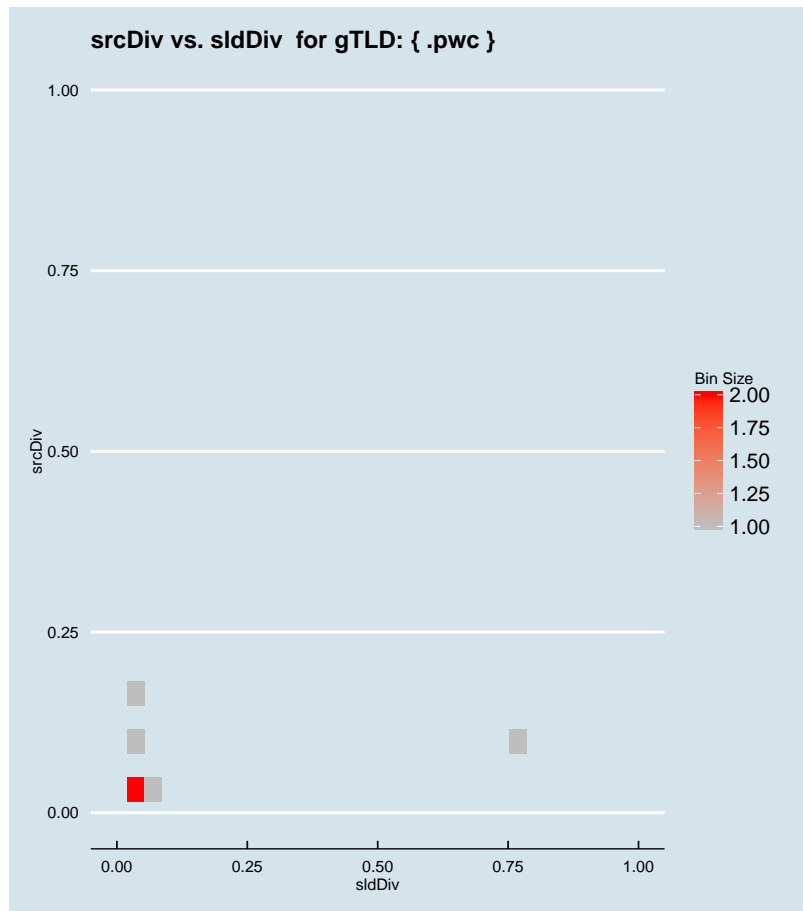


Figure 2.1354: Binned scatter-plot of srcDiv and sldDiv for gTLD: { .pwc }.

∴ 2.930 Representative SLDs for gTLD: { .qpon }

In this section, we collect representative SLDs related to gTLD: 'qpon'. We found 0 unique SLDs after filtering. A total of 0 records were considered representative and they are 0.000% of the gTLD dump. Since the total number of records for this gTLD is 0, there are 0 non-representative records (NRep). In addition, this set comprises 0E0 of the entire data-set.

► { .qpon }  
 Total SLDs: 0  
 a-sldDiv: 0.000%  
 a-oR: 0.000%  
 NRep: 0

∴ 2.931 Representative SLDs for gTLD: { .qtel }

In this section, we collect representative SLDs related to gTLD: 'qtel'. We found 6

► { .qtel }  
 Total SLDs: 6  
 a-sldDiv: 70.982%  
 a-oR: 0.001%  
 NRep: 0

unique SLDs after filtering. A total of 19156 records were considered representative and they are 70.982% of the gTLD dump. Since the total number of records for this gTLD is 19156, there are 0 non-representative records (NRep). In addition, this set comprises  $7.85E-6$  of the entire data-set. Table 2.678 shows the corresponding SLDs ordered by the level of importance. Figure 2.1355 shows the record count (PPM) for each representative SLD. Figure 2.1356 shows the binned scatter-plot of srcDiv and sldDiv.

Individual SLD descriptors for gTLD: {qtel}										
SLD	count	sldDiv	$\phi$ -sldDiv	ipcount	srcDiv	$\phi$ -srcDiv	oR	a-srcDiv	a-oR	rem
INVALID	0.005	0.198	1.000	$1.8E-5$	0.003	$1.1E-4$	$2.19E-6$	0.198	$2.19E-6$	13808
RANDOM10	0.004	0.163	1.000	$1.1E-5$	0.002	$7.31E-5$	$1.81E-6$	0.362	$4E-6$	9396
INCATB	0.004	0.133	1.000	$3.1E-5$	0.009	$4.07E-4$	$1.47E-6$	0.495	$5.47E-6$	5808
INCATC	0.003	0.122	1.000	$2.4E-5$	0.007	$3.18E-4$	$1.35E-6$	0.617	$6.82E-6$	2518
isatap	0.001	0.049	1.000	$9.1E-5$	0.068	0.010	$5.46E-7$	0.666	$7.36E-6$	1186
wpad	0.001	0.044	1.000	$3.1E-5$	0.026	0.002	$4.86E-7$	0.710	$7.85E-6$	0

Table 2.678: Top 6 most significant SLDs for gTLD 'qtel'. The SLD list holds 70.982% of the entries found in the gTLD and  $7.85E-6$  of the total number of entries for the entire experiment. **count** represents the number of records found for the SLD (in parts per million). **sldDiv** is the raw count divided by the number of records of this gTLD dump file. **oR** is the ratio of raw count to the total number of records of the experiment.  **$\phi$ -sldDiv** represents the  $\phi$  percentile of sldDiv on the entire data-set. **a-srcDiv** is the cumulative srcDiv variable. **a-oR** is the cumulative oR.

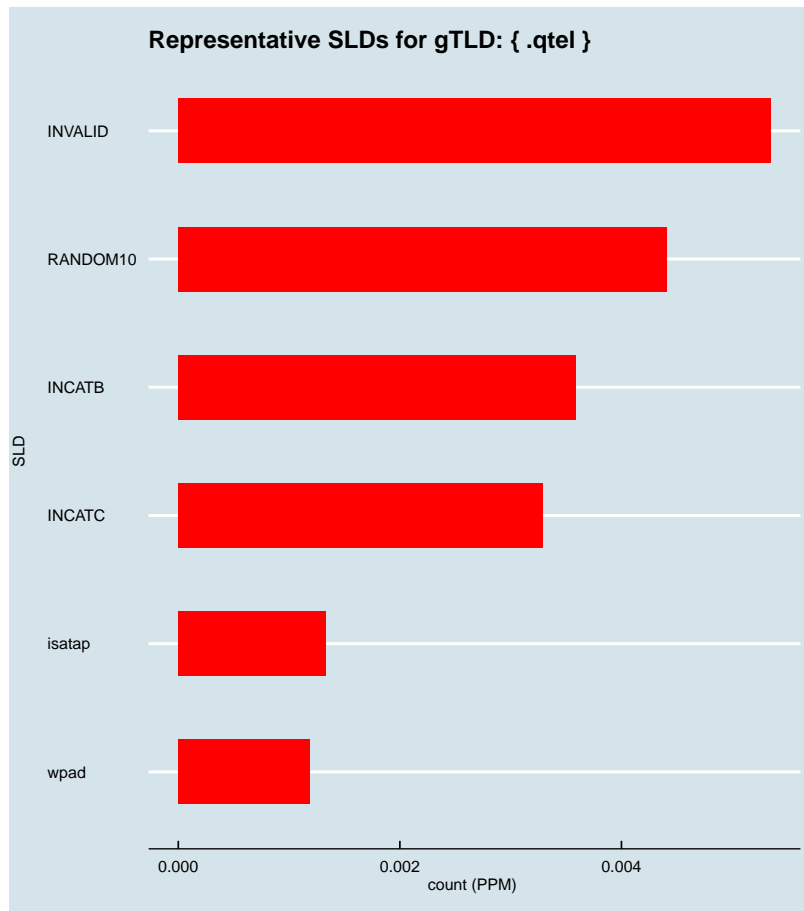


Figure 2.1355: Representative SLDs for gTLD: { .qtel}. The  $x$  axis displays number of times (in parts per million) the corresponding SLD ( $y$  axis) was found in the gTLD.

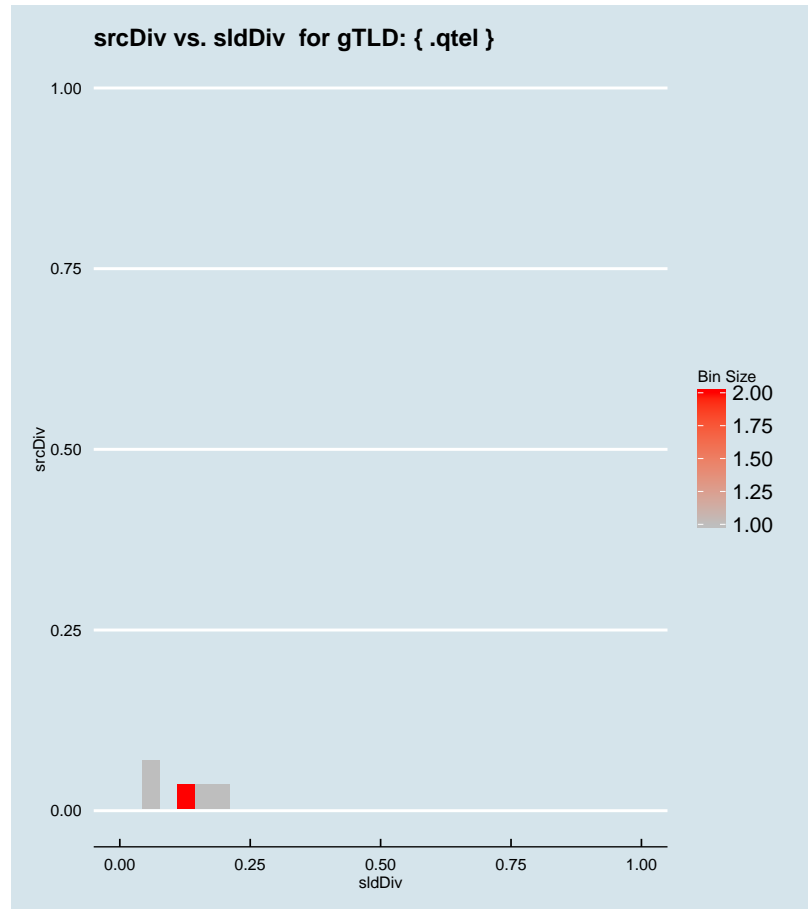


Figure 2.1356: Binned scatter-plot of srcDiv and sldDiv for gTLD: { .qtel}.

### :: 2.932 Representative SLDs for gTLD: { .quebec }

In this section, we collect representative SLDs related to gTLD: 'quebec'. We found 2 unique SLDs after filtering. A total of 2841 records were considered representative and they are 31.358% of the gTLD dump. Since the total number of records for this gTLD is 2841, there are 0 non-representative records (NRep). In addition, this set comprises 1.16E-6 of the entire data-set. Table 2.679 shows the corresponding SLDs ordered by the level of importance. Figure 2.1357 shows the record count (PPM) for each representative SLD. Figure 2.1358 shows the binned scatter-plot of srcDiv and sldDiv.

► { .quebec }  
Total SLDs: 2  
a-sldDiv: 31.358%  
a-oR: 0.000%  
NRep: 0



Individual SLD descriptors for gTLD: {quebec}										
SLD	count	sldDiv	$\phi$ -sldDiv	ipcount	srcDiv	$\phi$ -srcDiv	oR	a-srcDiv	a-oR	rem
rawd0n	0.001	0.159	1.000	7.9E-5	0.055	0.007	5.91E-7	0.159	5.91E-7	1400
INCATF	0.001	0.155	1.000	1.66E-4	0.119	0.022	5.74E-7	0.314	1.16E-6	0

Table 2.679: Top 2 most significant SLDs for gTLD 'quebec'. The SLD list holds 31.358% of the entries found in the gTLD and 1.16E-6 of the total number of entries for the entire experiment. **count** represents the number of records found for the SLD (in parts per million). **sldDiv** is the raw count divided by the number of records of this gTLD dump file. **oR** is the ratio of raw count to the total number of records of the experiment.  $\phi$ -**sldDiv** represents the  $\phi$  percentile of sldDiv on the entire data-set. **a-srcDiv** is the cumulative srcDiv variable. **a-oR** is the cumulative oR.

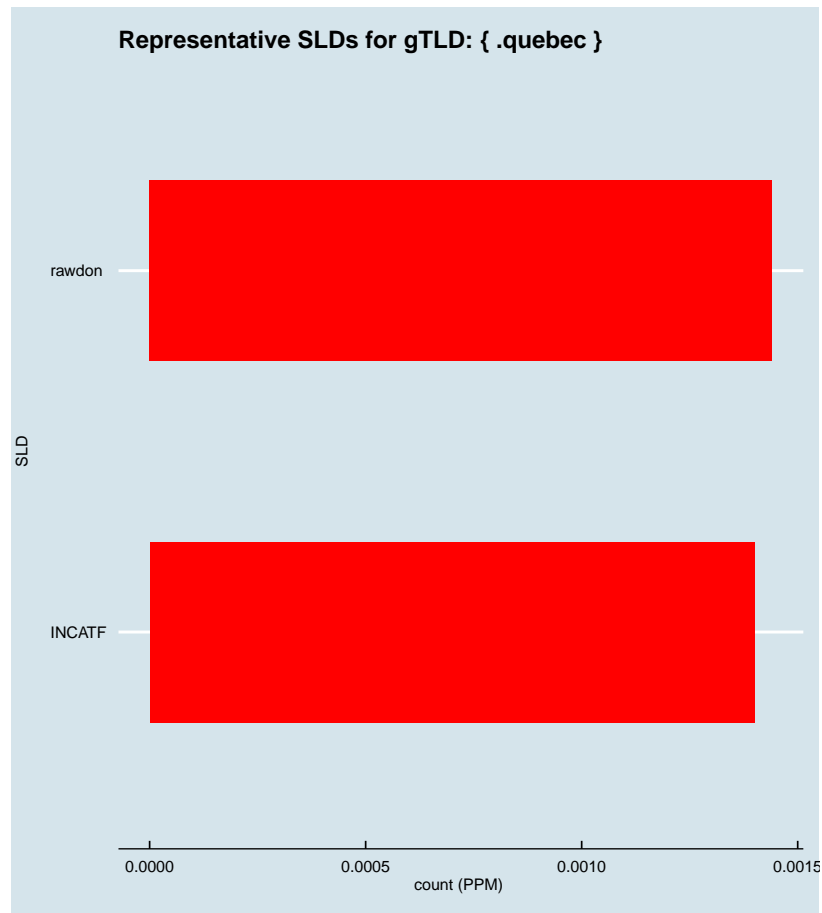


Figure 2.1357: Representative SLDs for gTLD: { .quebec}. The  $x$  axis displays number of times (in parts per million) the corresponding SLD ( $y$  axis) was found in the gTLD.

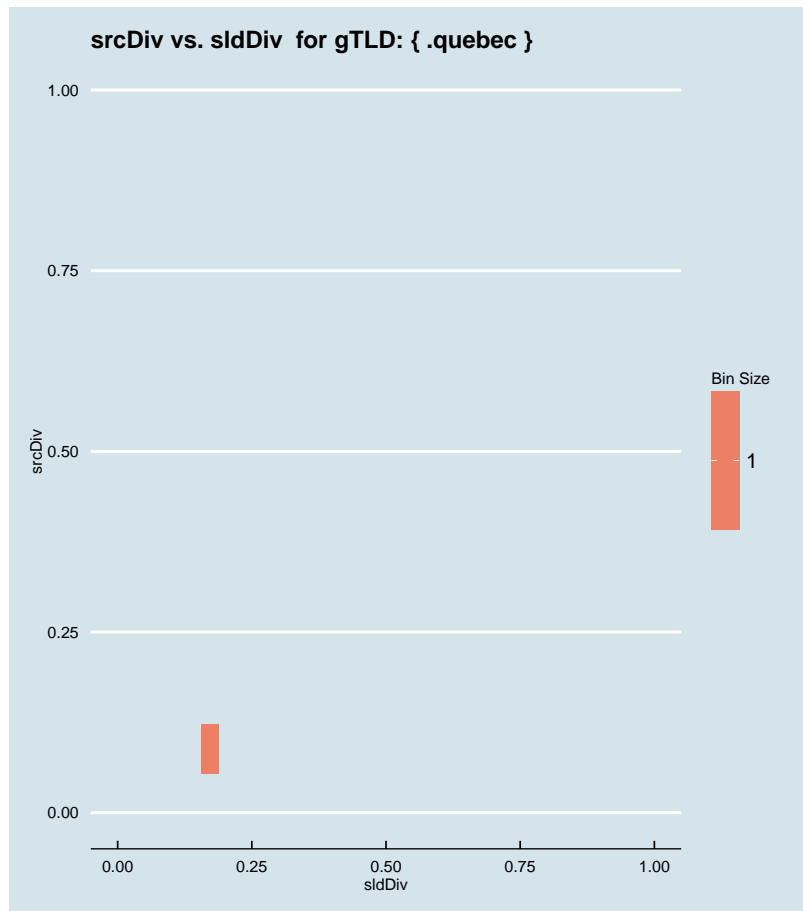


Figure 2.1358: Binned scatter-plot of srcDiv and sldDiv for gTLD: { .quebec}.

### :: 2.933 Representative SLDs for gTLD: { .quest}

In this section, we collect representative SLDs related to gTLD: 'quest'. We found 9 unique SLDs after filtering. A total of 45422 records were considered representative and they are 69.514% of the gTLD dump. Since the total number of records for this gTLD is 45422, there are 0 non-representative records (NRep). In addition, this set comprises 1.86E−5 of the entire data-set. Table 2.680 shows the corresponding SLDs ordered by the level of importance. Figure 2.1359 shows the record count (PPM) for each representative SLD. Figure 2.1360 shows the binned scatter-plot of srcDiv and sldDiv.

► { .quest}  
 Total SLDs: 9  
 a-sldDiv: 69.514%  
 a-oR: 0.002%  
 NRep: 0



Individual SLD descriptors for gTLD: {quest}										
SLD	count	sldDiv	$\phi$ -sldDiv	ipcount	srcDiv	$\phi$ -srcDiv	oR	a-srcDiv	a-oR	rem
INVALID	0.013	0.204	1.000	3.41E-4	0.026	0.002	5.46E-6	0.204	5.46E-6	32093
RANDOM10	0.009	0.144	1.000	3.72E-4	0.039	0.004	3.86E-6	0.348	9.33E-6	22665
INCATB	0.007	0.108	1.000	3.56E-4	0.050	0.006	2.9E-6	0.456	1.22E-5	15596
INCATF	0.005	0.080	1.000	2.43E-4	0.046	0.005	2.15E-6	0.537	1.44E-5	10352
wpad	0.003	0.045	1.000	5.21E-4	0.178	0.039	1.2E-6	0.581	1.56E-5	7429
isatap	0.002	0.035	1.000	6.25E-4	0.271	0.068	9.46E-7	0.617	1.65E-5	5120
RANDOM13	0.002	0.029	0.999	4.32E-4	0.230	0.054	7.69E-7	0.645	1.73E-5	3244
INCATE	0.002	0.025	0.999	0.001	0.691	0.234	6.67E-7	0.670	1.8E-5	1616
debian	0.002	0.025	0.999	6E-6	0.004	1.26E-4	6.62E-7	0.695	1.86E-5	0

Table 2.680: Top 9 most significant SLDs for gTLD 'quest'. The SLD list holds 69.514% of the entries found in the gTLD and 1.86E-5 of the total number of entries for the entire experiment. **count** represents the number of records found for the SLD (in parts per million). **sldDiv** is the raw count divided by the number of records of this gTLD dump file. **oR** is the ratio of raw count to the total number of records of the experiment.  **$\phi$ -sldDiv** represents the  $\phi$  percentile of sldDiv on the entire data-set. **a-srcDiv** is the cumulative srcDiv variable. **a-oR** is the cumulative oR.

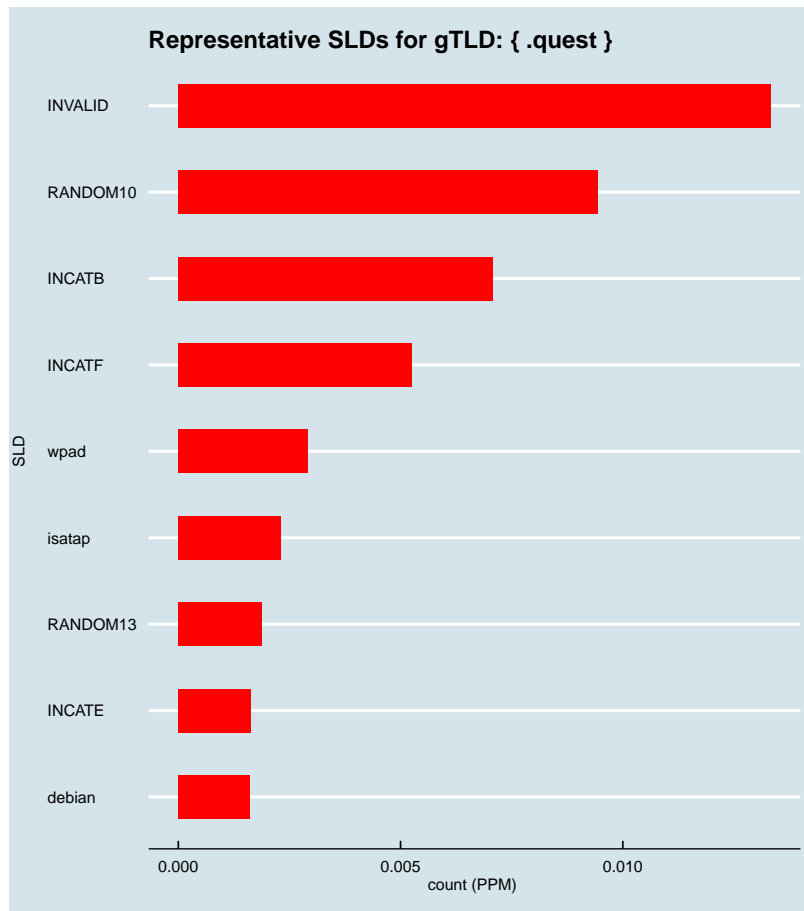


Figure 2.1359: Representative SLDs for gTLD: { .quest }. The x axis displays number of times (in parts per million) the corresponding SLD (y axis) was found in the gTLD.

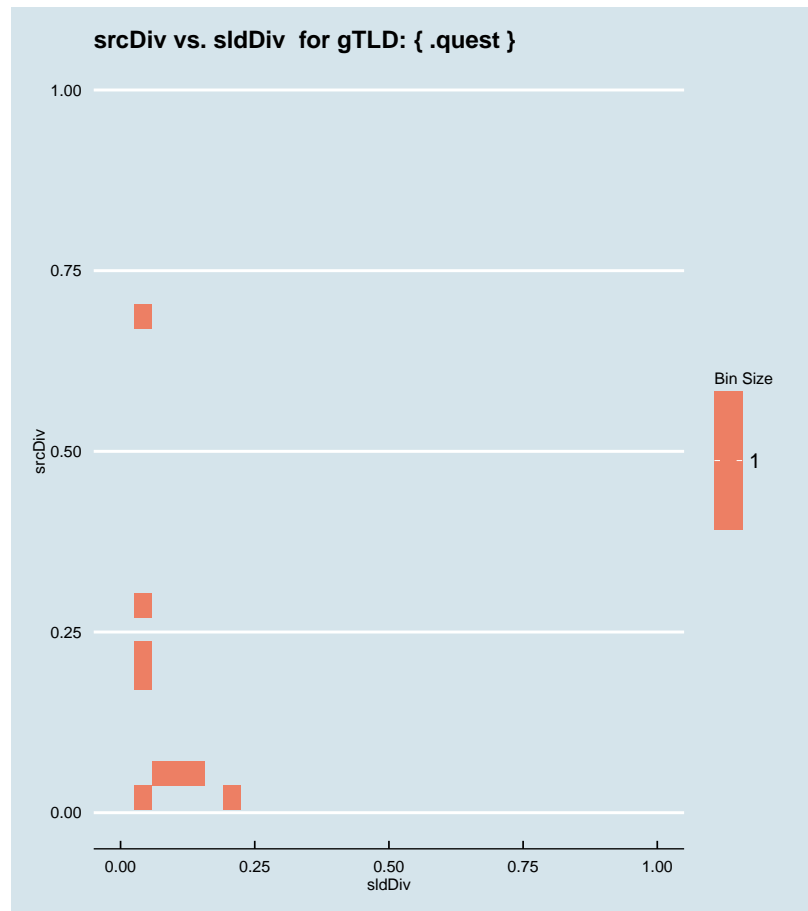


Figure 2.1360: Binned scatter-plot of srcDiv and sldDiv for gTLD: { .quest}.

### :: 2.934 Representative SLDs for gTLD: { .qvc }

In this section, we collect representative SLDs related to gTLD: 'qvc'. We found 1 unique SLDs after filtering. A total of 2695 records were considered representative and they are 50.878% of the gTLD dump. Since the total number of records for this gTLD is 2695, there are 0 non-representative records (NRep). In addition, this set comprises 1.1E-6 of the entire data-set. Table 2.681 shows the corresponding SLDs ordered by the level of importance. Figure 2.1361 shows the record count (PPM) for each representative SLD. Figure 2.1362 shows the binned scatter-plot of srcDiv and sldDiv.

► { .qvc }  
Total SLDs: 1  
a-sldDiv: 50.878%  
a-oR: 0.000%  
NRep: 0



Individual SLD descriptors for gTLD: {,qvc}										
SLD	count	sldDiv	$\phi$ -sldDiv	ipcount	srcDiv	$\phi$ -srcDiv	oR	a-srcDiv	a-oR	rem
INCATE	0.003	0.509	1.000	0.002	0.614	0.200	1.1E-6	0.509	1.1E-6	0

Table 2.681: Top 1 most significant SLDs for gTLD 'qvc'. The SLD list holds 50.878% of the entries found in the gTLD and 1.1E-6 of the total number of entries for the entire experiment. **count** represents the number of records found for the SLD (in parts per million). **sldDiv** is the raw count divided by the number of records of this gTLD dump file. **oR** is the ratio of raw count to the total number of records of the experiment.  **$\phi$ -sldDiv** represents the  $\phi$  percentile of sldDiv on the entire data-set. **a-srcDiv** is the cumulative srcDiv variable. **a-oR** is the cumulative oR.




Figure 2.1361: Representative SLDs for gTLD: { .qvc }. The  $x$  axis displays number of times (in parts per million) the corresponding SLD ( $y$  axis) was found in the gTLD.

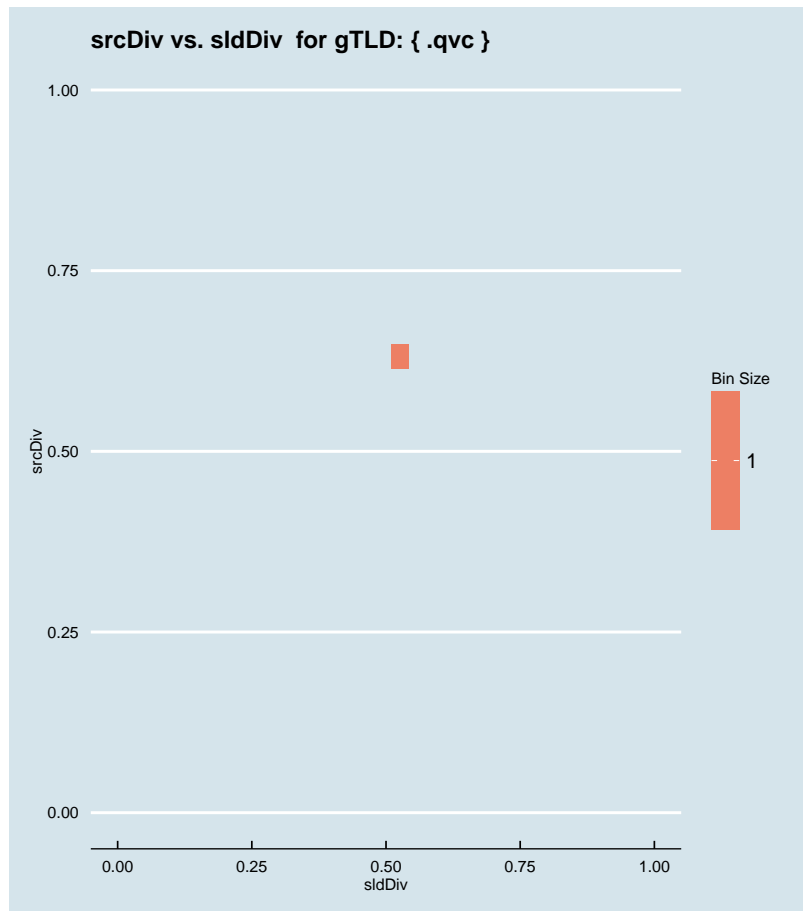


Figure 2.1362: Binned scatter-plot of srcDiv and sldDiv for gTLD: { .qvc }.

### :: 2.935 Representative SLDs for gTLD: { .racing }

In this section, we collect representative SLDs related to gTLD: 'racing'. We found 2 unique SLDs after filtering. A total of 5446 records were considered representative and they are 40.947% of the gTLD dump. Since the total number of records for this gTLD is 5446, there are 0 non-representative records (NRep). In addition, this set comprises 2.23E-6 of the entire data-set. Table 2.682 shows the corresponding SLDs ordered by the level of importance. Figure 2.1363 shows the record count (PPM) for each representative SLD. Figure 2.1364 shows the binned scatter-plot of srcDiv and sldDiv.

► { .racing }  
 Total SLDs: 2  
 a-sldDiv: 40.947%  
 a-oR: 0.000%  
 NRep: 0

Individual SLD descriptors for gTLD: {.racing}										
SLD	count	sldDiv	$\phi$ -sldDiv	ipcount	srcDiv	$\phi$ -srcDiv	oR	a-srcDiv	a-oR	rem
INVALID	0.004	0.274	1.000	2.09E-4	0.057	0.007	1.49E-6	0.274	1.49E-6	1805
INCATF	0.002	0.136	1.000	5.8E-5	0.032	0.003	7.4E-7	0.409	2.23E-6	0

Table 2.682: Top 2 most significant SLDs for gTLD 'racing'. The SLD list holds 40.947% of the entries found in the gTLD and 2.23E-6 of the total number of entries for the entire experiment. **count** represents the number of records found for the SLD (in parts per million). **sldDiv** is the raw count divided by the number of records of this gTLD dump file. **oR** is the ratio of raw count to the total number of records of the experiment.  **$\phi$ -sldDiv** represents the  $\phi$  percentile of sldDiv on the entire data-set. **a-srcDiv** is the cumulative srcDiv variable. **a-oR** is the cumulative oR.

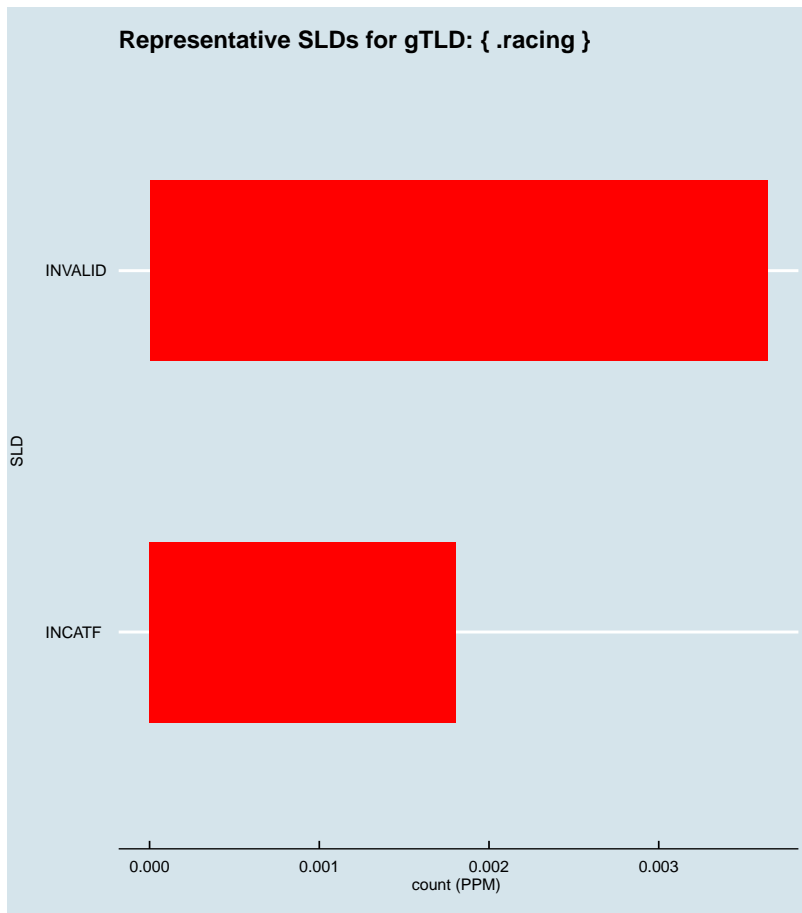


Figure 2.1363: Representative SLDs for gTLD: { .racing }. The  $x$  axis displays number of times (in parts per million) the corresponding SLD ( $y$  axis) was found in the gTLD.



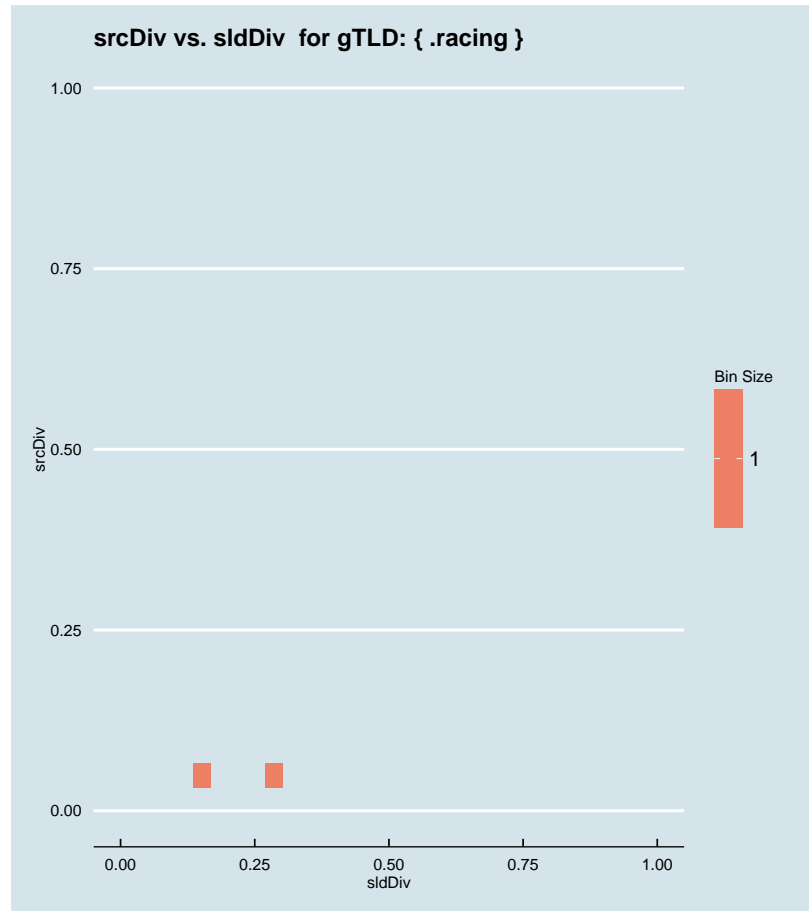


Figure 2.1364: Binned scatter-plot of srcDiv and sldDiv for gTLD: { .racing}.

### :: 2.936 Representative SLDs for gTLD: { .radio }

In this section, we collect representative SLDs related to gTLD: 'radio'. We found 15 unique SLDs after filtering. A total of 99807 records were considered representative and they are 74.798% of the gTLD dump. Since the total number of records for this gTLD is 99807, there are 0 non-representative records (NRep). In addition, this set comprises  $4.09E-5$  of the entire data-set. Table 2.683 shows the corresponding SLDs ordered by the level of importance. Figure 2.1365 shows the record count (PPM) for each representative SLD. Figure 2.1366 shows the binned scatter-plot of srcDiv and sldDiv.

► { .radio }  
Total SLDs: 15  
a-sldDiv: 74.798%  
a-oR: 0.004%  
NRep: 0

Individual SLD descriptors for gTLD: {radio}										
SLD	count	sldDiv	$\phi$ -sldDiv	ipcount	srcDiv	$\phi$ -srcDiv	oR	a-srcDiv	a-oR	rem
INCATB	0.027	0.200	1.000	0.003	0.116	0.021	1.09E-5	0.200	1.09E-5	73091
RANDOM13	0.013	0.101	1.000	8.39E-4	0.062	0.008	5.52E-6	0.301	1.65E-5	59618
INCATF	0.010	0.078	1.000	9.49E-4	0.091	0.014	4.29E-6	0.380	2.08E-5	49155
INVALID	0.010	0.077	1.000	8.49E-4	0.082	0.013	4.23E-6	0.457	2.5E-5	38823
RANDOM10	0.009	0.071	1.000	0.001	0.128	0.024	3.86E-6	0.528	2.89E-5	29395
INCATE	0.007	0.056	1.000	0.004	0.501	0.177	3.06E-6	0.584	3.19E-5	21939
INCATC	0.005	0.039	1.000	0.001	0.274	0.070	2.11E-6	0.622	3.4E-5	16785
wpad	0.004	0.032	1.000	8.95E-4	0.212	0.049	1.73E-6	0.654	3.58E-5	12571
isatap	0.002	0.018	0.999	7.08E-4	0.291	0.075	9.98E-7	0.672	3.67E-5	10135
locals	0.002	0.016	0.999	7.7E-5	0.037	0.004	8.58E-7	0.688	3.76E-5	8041
imaged	0.002	0.014	0.999	5.4E-5	0.028	0.002	7.8E-7	0.702	3.84E-5	6137
pbnews	0.002	0.014	0.999	1.29E-4	0.068	0.010	7.76E-7	0.716	3.92E-5	4244
bolgar	0.002	0.012	0.999	3.4E-5	0.022	0.002	6.41E-7	0.728	3.98E-5	2680
SHORTSLD	0.001	0.011	0.999	4.78E-4	0.320	0.081	6.12E-7	0.739	4.04E-5	1187
INCATD	0.001	0.009	0.999	2.09E-4	0.176	0.038	4.86E-7	0.748	4.09E-5	0

Table 2.683: Top 15 most significant SLDs for gTLD 'radio'. The SLD list holds 74.798% of the entries found in the gTLD and 4.09E-5 of the total number of entries for the entire experiment. **count** represents the number of records found for the SLD (in parts per million). **sldDiv** is the raw count divided by the number of records of this gTLD dump file. **oR** is the ratio of raw count to the total number of records of the experiment.  **$\phi$ -sldDiv** represents the  $\phi$  percentile of sldDiv on the entire data-set. **a-srcDiv** is the cumulative srcDiv variable. **a-oR** is the cumulative oR.

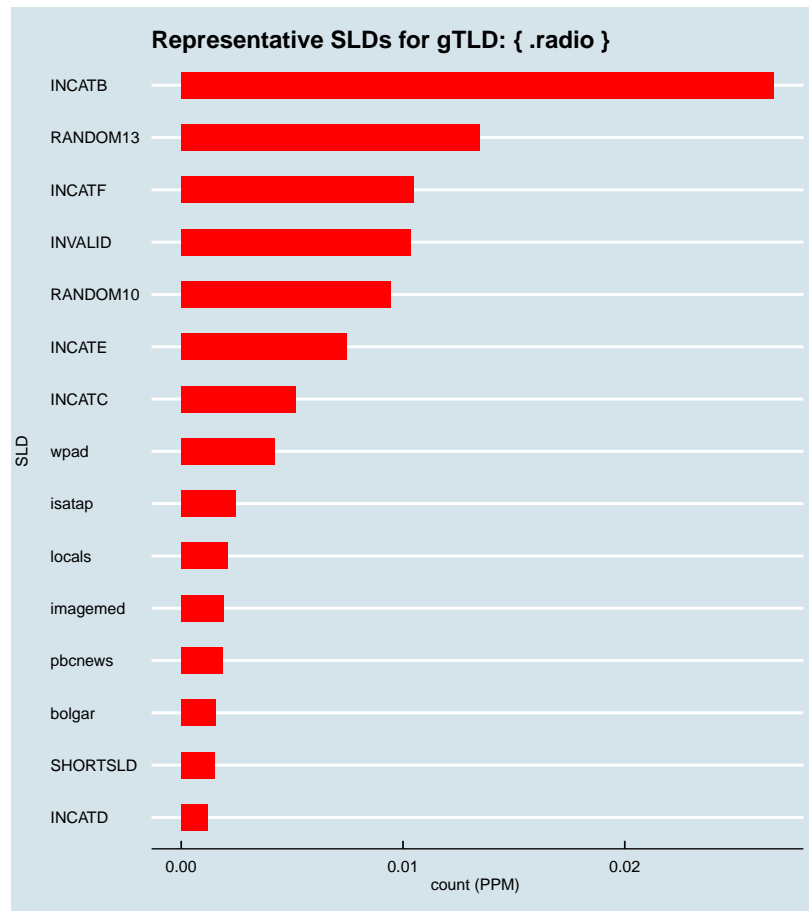


Figure 2.1365: Representative SLDs for gTLD: { .radio }. The x axis displays number of times (in parts per million) the corresponding SLD (y axis) was found in the gTLD.

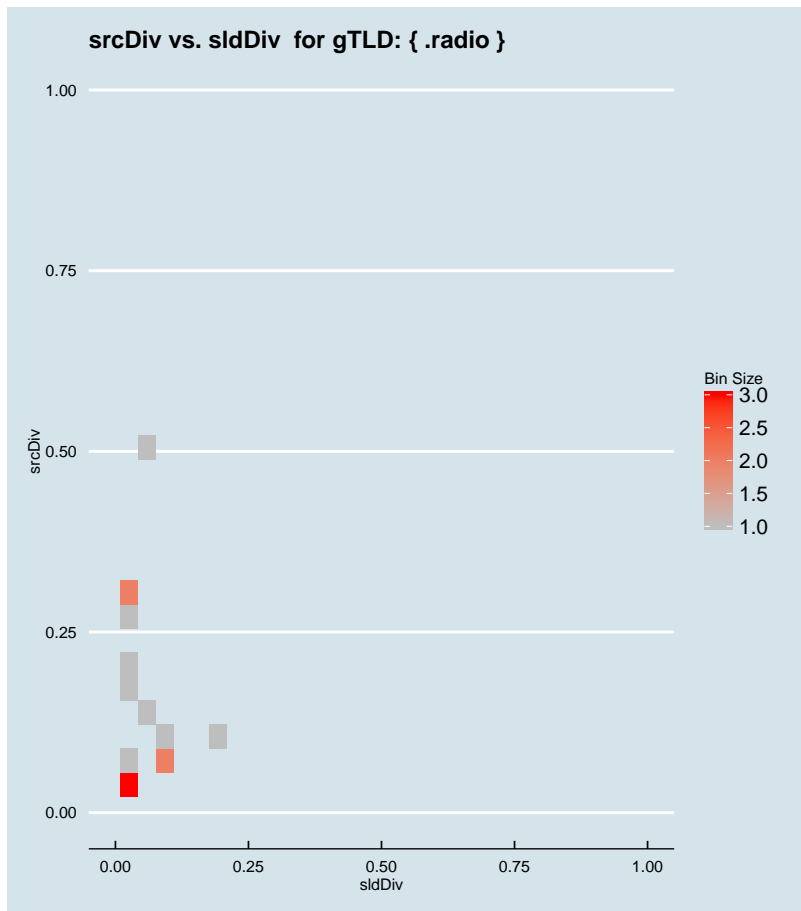


Figure 2.1366: Binned scatter-plot of srcDiv and sldDiv for gTLD: { .radio }.

### :: 2.937 Representative SLDs for gTLD: { .raid }

In this section, we collect representative SLDs related to gTLD: 'raid'. We found 4 unique SLDs after filtering. A total of 6461 records were considered representative and they are 50.347% of the gTLD dump. Since the total number of records for this gTLD is 6461, there are 0 non-representative records (NRep). In addition, this set comprises 2.65E-6 of the entire data-set. Table 2.684 shows the corresponding SLDs ordered by the level of importance. Figure 2.1367 shows the record count (PPM) for each representative SLD. Figure 2.1368 shows the binned scatter-plot of srcDiv and sldDiv.

► { .raid }  
 Total SLDs: 4  
 a-sldDiv: 50.347%  
 a-oR: 0.000%  
 NRep: 0

Individual SLD descriptors for gTLD: {raid}										
<b>SLD</b>	<b>count</b>	<b>sldDiv</b>	$\phi$ - <b>sldDiv</b>	<b>ipcount</b>	<b>srcDiv</b>	$\phi$ - <b>srcDiv</b>	<b>oR</b>	<b>a-srcDiv</b>	<b>a-oR</b>	<b>rem</b>
perm	0.003	0.211	1.000	9.06E-4	0.335	0.096	1.11E-6	0.211	1.11E-6	3758
RANDOM13	0.001	0.103	1.000	3.75E-4	0.284	0.071	5.41E-7	0.314	1.65E-6	2437
grgroup	0.001	0.096	1.000	1.21E-4	0.098	0.016	5.07E-7	0.410	2.16E-6	1200
INCATC	0.001	0.094	1.000	3.59E-4	0.299	0.076	4.92E-7	0.503	2.65E-6	0

Table 2.684: Top 4 most significant SLDs for gTLD 'raid'. The SLD list holds 50.347% of the entries found in the gTLD and 2.65E-6 of the total number of entries for the entire experiment. **count** represents the number of records found for the SLD (in parts per million). **sldDiv** is the raw count divided by the number of records of this gTLD dump file. **oR** is the ratio of raw count to the total number of records of the experiment.  $\phi$ -**sldDiv** represents the  $\phi$  percentile of sldDiv on the entire data-set. **a-srcDiv** is the cumulative srcDiv variable. **a-oR** is the cumulative oR.

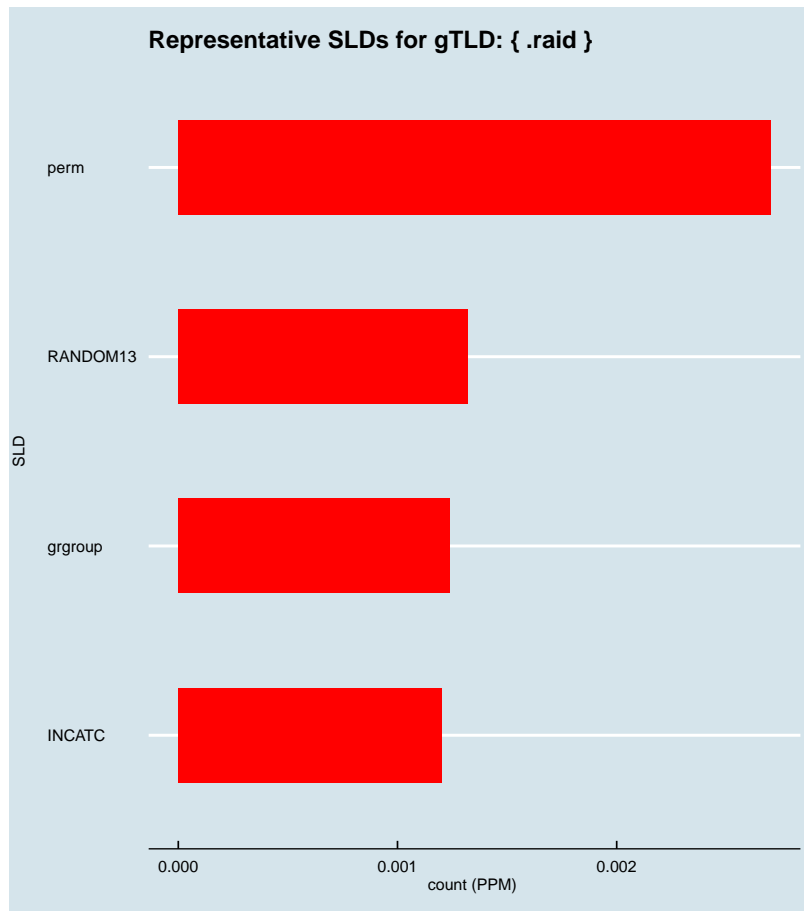


Figure 2.1367: Representative SLDs for gTLD: { .raid}. The x axis displays number of times (in parts per million) the corresponding SLD (y axis) was found in the gTLD.

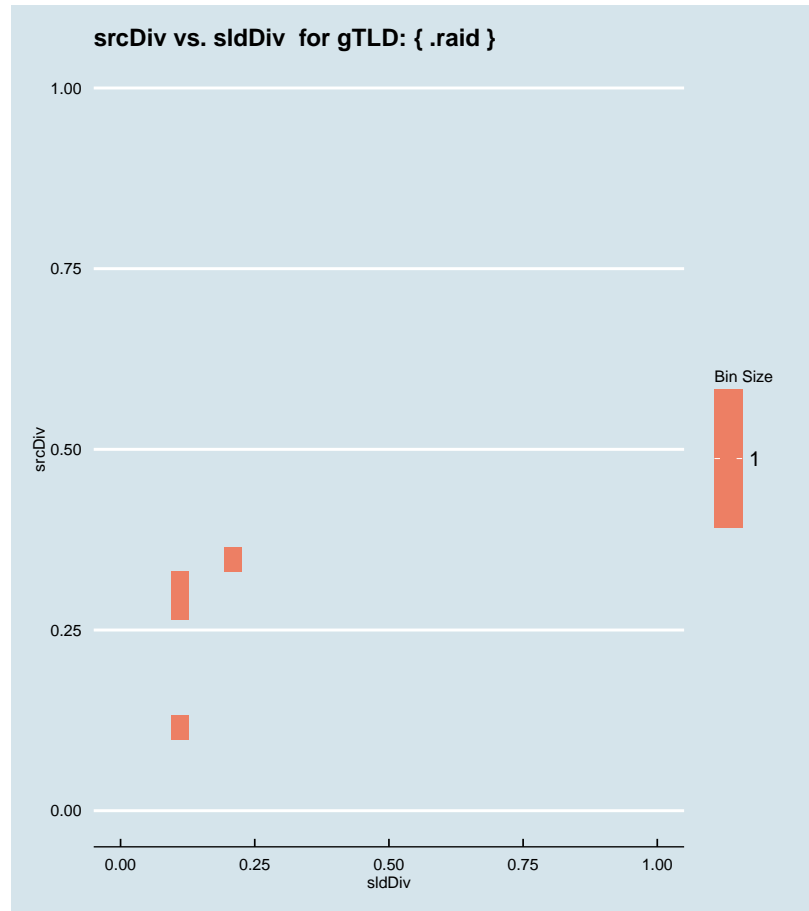


Figure 2.1368: Binned scatter-plot of srcDiv and sldDiv for gTLD: { .raid}.

### :: 2.938 Representative SLDs for gTLD: { .ram }

In this section, we collect representative SLDs related to gTLD: 'ram'. We found 10 unique SLDs after filtering. A total of 60403 records were considered representative and they are 67.755% of the gTLD dump. Since the total number of records for this gTLD is 60403, there are 0 non-representative records (NRep). In addition, this set comprises 2.48E-5 of the entire data-set. Table 2.685 shows the corresponding SLDs ordered by the level of importance. Figure 2.1369 shows the record count (PPM) for each representative SLD. Figure 2.1370 shows the binned scatter-plot of srcDiv and sldDiv.

► { .ram }  
Total SLDs: 10  
a-sldDiv: 67.755%  
a-oR: 0.002%  
NRep: 0

Individual SLD descriptors for gTLD: {ram}										
SLD	count	sldDiv	$\phi$ -sldDiv	ipcount	srcDiv	$\phi$ -srcDiv	oR	a-srcDiv	a-oR	rem
INCATB	0.015	0.164	1.000	6.2E-4	0.042	0.005	6E-6	0.164	6E-6	45753
INVALID	0.011	0.120	1.000	9.39E-4	0.088	0.014	4.37E-6	0.284	1.04E-5	35088
RANDOM10	0.009	0.106	1.000	8.39E-4	0.089	0.014	3.86E-6	0.390	1.42E-5	25658
RANDOM13	0.007	0.076	1.000	7.2E-4	0.107	0.019	2.77E-6	0.465	1.7E-5	18906
INCATF	0.006	0.063	1.000	2.9E-4	0.052	0.006	2.3E-6	0.528	1.93E-5	13298
INCATC	0.004	0.049	1.000	9.74E-4	0.222	0.051	1.8E-6	0.578	2.11E-5	8914
wpad	0.003	0.038	1.000	7.67E-4	0.227	0.054	1.39E-6	0.615	2.25E-5	5533
isatap	0.003	0.030	1.000	7.78E-4	0.286	0.074	1.11E-6	0.646	2.36E-5	2814
INCATE	0.002	0.017	0.999	0.001	0.688	0.234	6.26E-7	0.663	2.42E-5	1287
chintu	0.001	0.014	0.999	3.7E-5	0.029	0.002	5.27E-7	0.678	2.48E-5	0

Table 2.685: Top 10 most significant SLDs for gTLD 'ram'. The SLD list holds 67.755% of the entries found in the gTLD and 2.48E-5 of the total number of entries for the entire experiment. **count** represents the number of records found for the SLD (in parts per million). **sldDiv** is the raw count divided by the number of records of this gTLD dump file. **oR** is the ratio of raw count to the total number of records of the experiment.  **$\phi$ -sldDiv** represents the  $\phi$  percentile of sldDiv on the entire data-set. **a-srcDiv** is the cumulative srcDiv variable. **a-oR** is the cumulative oR.



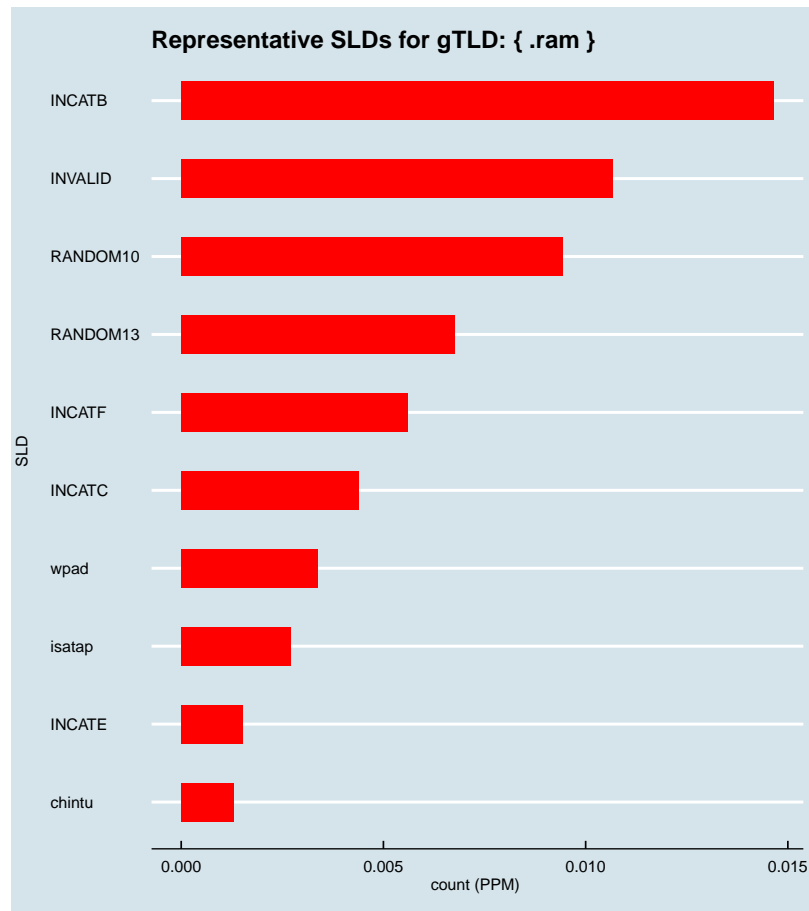


Figure 2.1369: Representative SLDs for gTLD: { .ram }. The  $x$  axis displays number of times (in parts per million) the corresponding SLD ( $y$  axis) was found in the gTLD.

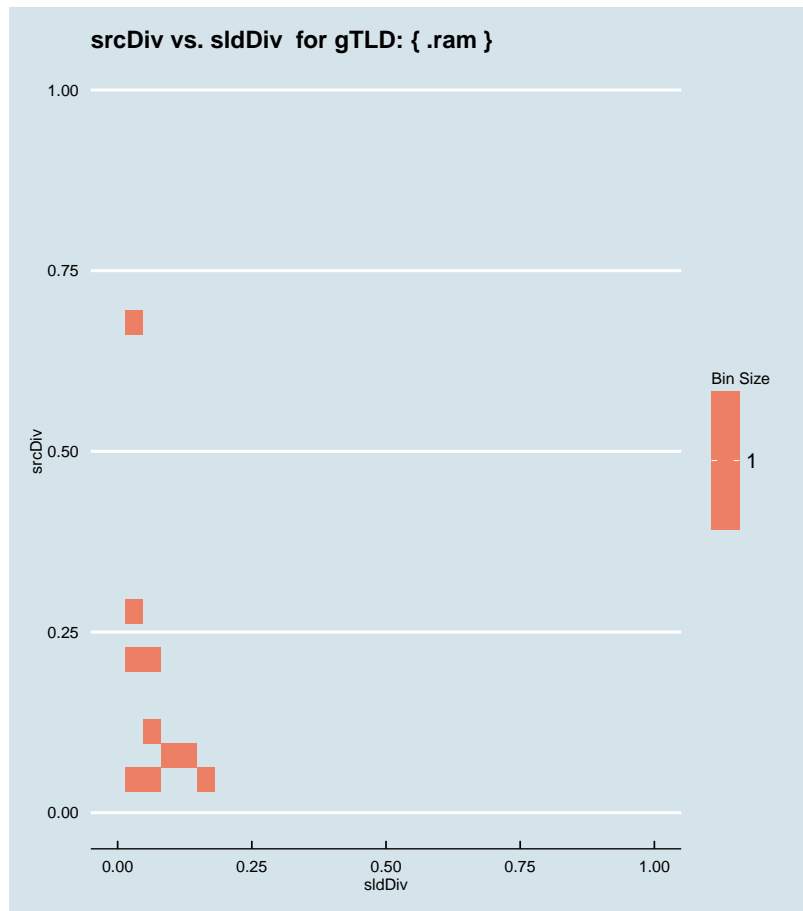


Figure 2.1370: Binned scatter-plot of srcDiv and sldDiv for gTLD: { .ram }.

### :: 2.939 Representative SLDs for gTLD: { .read }

In this section, we collect representative SLDs related to gTLD: 'read'. We found 8 unique SLDs after filtering. A total of 30354 records were considered representative and they are 66.987% of the gTLD dump. Since the total number of records for this gTLD is 30354, there are 0 non-representative records (NRep). In addition, this set comprises  $1.24E-5$  of the entire data-set. Table 2.686 shows the corresponding SLDs ordered by the level of importance. Figure 2.1371 shows the record count (PPM) for each representative SLD. Figure 2.1372 shows the binned scatter-plot of srcDiv and sldDiv.

► { .read }  
 Total SLDs: 8  
 a-sldDiv: 66.987%  
 a-oR: 0.001%  
 NRep: 0

Individual SLD descriptors for gTLD: {.read}										
SLD	count	sldDiv	$\phi$ -sldDiv	ipcount	srcDiv	$\phi$ -srcDiv	oR	a-srcDiv	a-oR	rem
INCATB	0.009	0.203	1.000	0.003	0.283	0.071	3.77E-6	0.203	3.77E-6	21150
INVALID	0.008	0.166	1.000	8.8E-4	0.117	0.021	3.08E-6	0.369	6.85E-6	13631
INCATC	0.005	0.118	1.000	0.001	0.188	0.042	2.19E-6	0.487	9.04E-6	8294
RANDOM13	0.002	0.045	1.000	3.63E-4	0.180	0.039	8.27E-7	0.531	9.87E-6	6277
SHORTSLD	0.002	0.042	1.000	6.43E-4	0.336	0.096	7.85E-7	0.574	1.07E-5	4362
ning	0.002	0.035	1.000	8.61E-4	0.540	0.182	6.53E-7	0.609	1.13E-5	2768
RANDOM10	0.001	0.031	1.000	5.94E-4	0.417	0.116	5.84E-7	0.640	1.19E-5	1343
INCATE	0.001	0.030	1.000	8.43E-4	0.628	0.204	5.5E-7	0.670	1.24E-5	0

Table 2.686: Top 8 most significant SLDs for gTLD 'read'. The SLD list holds 66.987% of the entries found in the gTLD and 1.24E-5 of the total number of entries for the entire experiment. **count** represents the number of records found for the SLD (in parts per million). **sldDiv** is the raw count divided by the number of records of this gTLD dump file. **oR** is the ratio of raw count to the total number of records of the experiment.  **$\phi$ -sldDiv** represents the  $\phi$  percentile of sldDiv on the entire data-set. **a-srcDiv** is the cumulative srcDiv variable. **a-oR** is the cumulative oR.

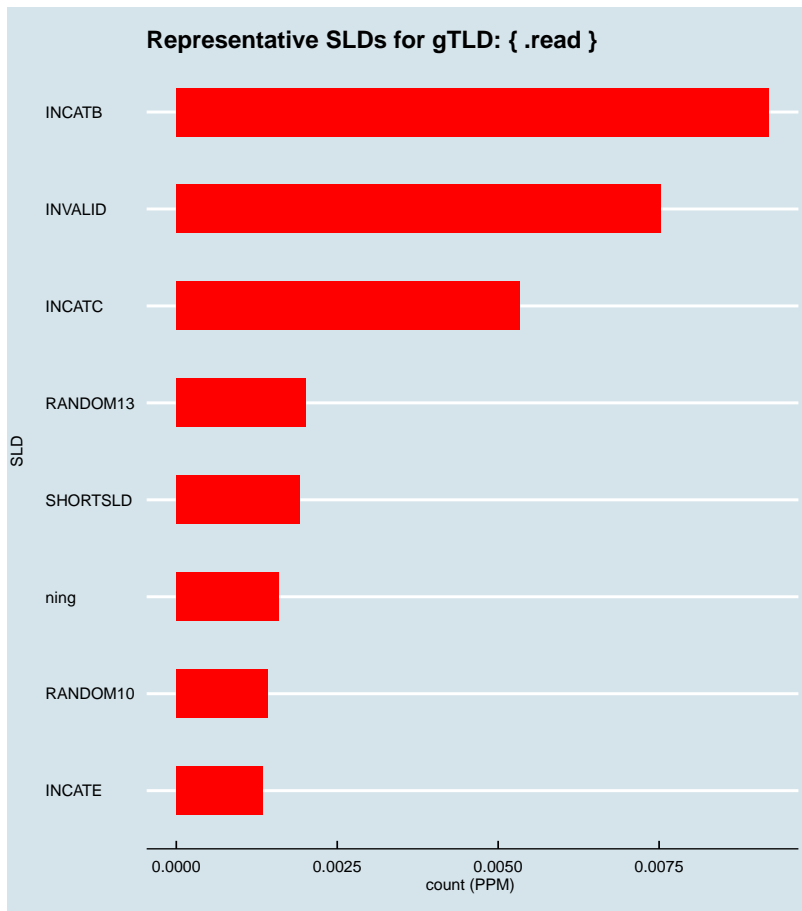


Figure 2.1371: Representative SLDs for gTLD: { .read }. The *x* axis displays number of times (in parts per million) the corresponding SLD (*y* axis) was found in the gTLD.

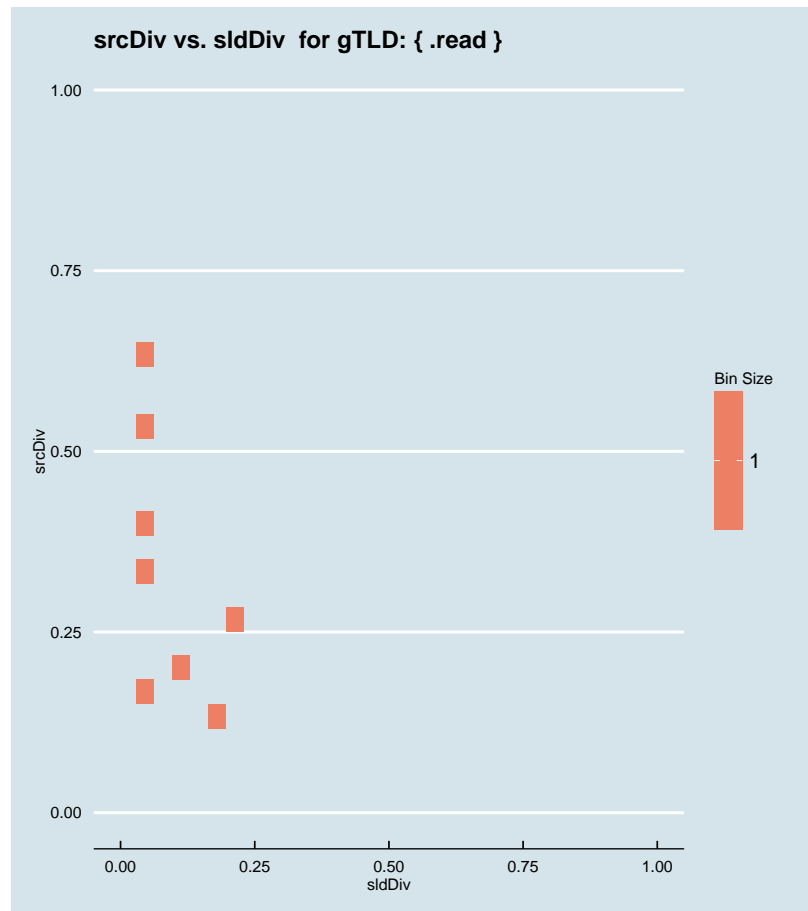


Figure 2.1372: Binned scatter-plot of srcDiv and sldDiv for gTLD: { .read }.

### :: 2.940 Representative SLDs for gTLD: { .realestate }

In this section, we collect representative SLDs related to gTLD: 'realestate'. We found 2 unique SLDs after filtering. A total of 3712 records were considered representative and they are 45.754% of the gTLD dump. Since the total number of records for this gTLD is 3712, there are 0 non-representative records (NRep). In addition, this set comprises 1.52E-6 of the entire data-set. Table 2.687 shows the corresponding SLDs ordered by the level of importance. Figure 2.1373 shows the record count (PPM) for each representative SLD. Figure 2.1374 shows the binned scatter-plot of srcDiv and sldDiv.

► { .realestate }  
Total SLDs: 2  
a-sldDiv: 45.754%  
a-oR: 0.000%  
NRep: 0



Individual SLD descriptors for gTLD: {realestate}										
SLD	count	sldDiv	$\phi$ -sldDiv	ipcount	srcDiv	$\phi$ -srcDiv	oR	a-srcDiv	a-oR	rem
INCATF	0.002	0.234	1.000	2.3E-5	0.012	6.78E-4	7.77E-7	0.234	7.77E-7	1816
edmonton	0.002	0.224	1.000	9.9E-5	0.055	0.007	7.44E-7	0.458	1.52E-6	0

Table 2.687: Top 2 most significant SLDs for gTLD 'realestate'. The SLD list holds 45.754% of the entries found in the gTLD and 1.52E-6 of the total number of entries for the entire experiment. **count** represents the number of records found for the SLD (in parts per million). **sldDiv** is the raw count divided by the number of records of this gTLD dump file. **oR** is the ratio of raw count to the total number of records of the experiment.  $\phi$ -**sldDiv** represents the  $\phi$  percentile of sldDiv on the entire data-set. **a-srcDiv** is the cumulative srcDiv variable. **a-oR** is the cumulative oR.

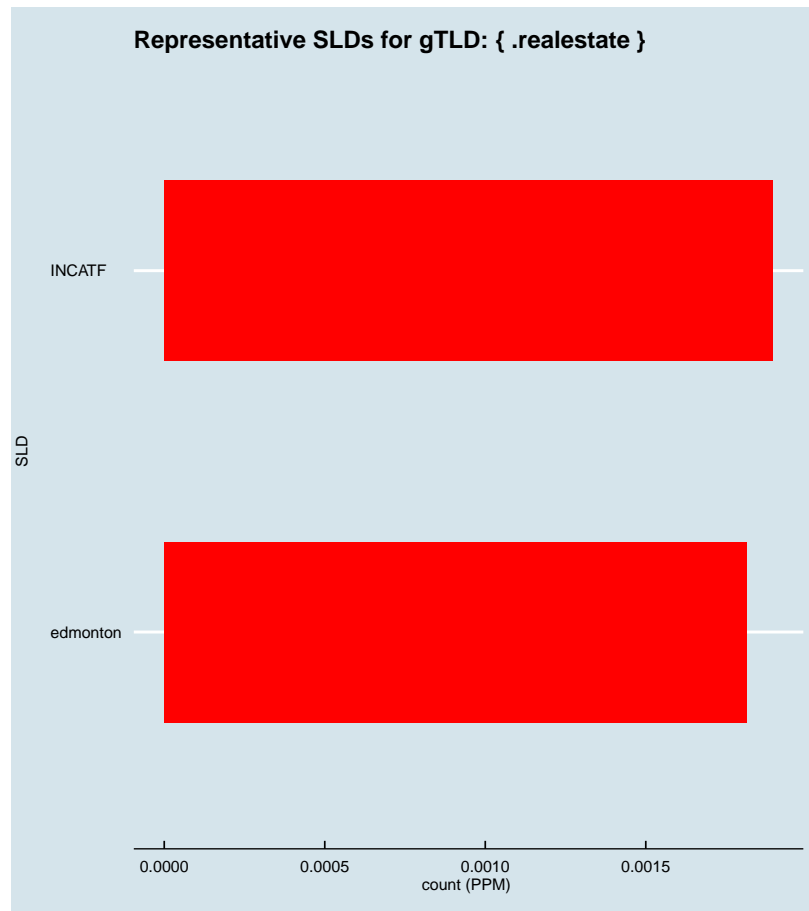


Figure 2.1373: Representative SLDs for gTLD: { .realestate }. The x axis displays number of times (in parts per million) the corresponding SLD (y axis) was found in the gTLD.

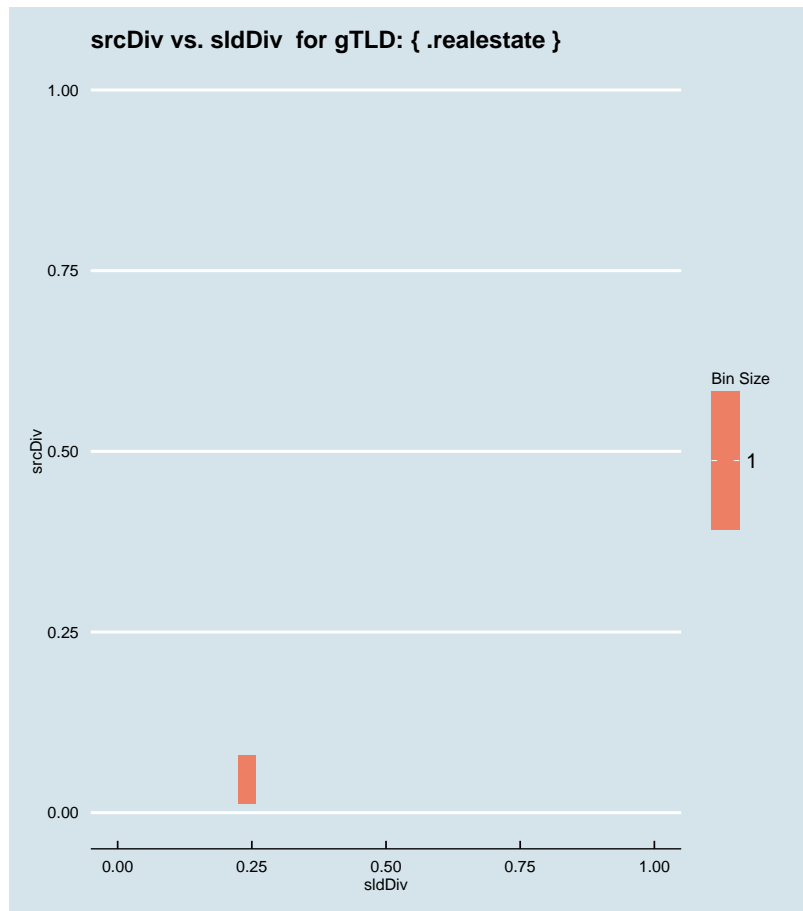


Figure 2.1374: Binned scatter-plot of srcDiv and sldDiv for gTLD: { .realestate}.

### :: 2.941 Representative SLDs for gTLD: { .realtor }

In this section, we collect representative SLDs related to gTLD: 'realtor'. We found 1 unique SLDs after filtering. A total of 1793 records were considered representative and they are 38.108% of the gTLD dump. Since the total number of records for this gTLD is 1793, there are 0 non-representative records (NRep). In addition, this set comprises  $7.35E-7$  of the entire data-set. Table 2.688 shows the corresponding SLDs ordered by the level of importance. Figure 2.1375 shows the record count (PPM) for each representative SLD. Figure 2.1376 shows the binned scatter-plot of srcDiv and sldDiv.

► { .realtor }  
 Total SLDs: 1  
 a-sldDiv: 38.108%  
 a-oR: 0.000%  
 NRep: 0



Individual SLD descriptors for gTLD: {realtor}										
SLD	count	sldDiv	$\phi$ -sldDiv	ipcount	srcDiv	$\phi$ -srcDiv	oR	a-srcDiv	a-oR	rem
nextage-az...	0.002	0.381	1.000	7.6E-5	0.042	0.005	7.35E-7	0.381	7.35E-7	0

Table 2.688: Top 1 most significant SLDs for gTLD 'realtor'. The SLD list holds 38.108% of the entries found in the gTLD and 7.35E-7 of the total number of entries for the entire experiment. **count** represents the number of records found for the SLD (in parts per million). **sldDiv** is the raw count divided by the number of records of this gTLD dump file. **oR** is the ratio of raw count to the total number of records of the experiment.  $\phi$ -**sldDiv** represents the  $\phi$  percentile of sldDiv on the entire data-set. **a-srcDiv** is the cumulative srcDiv variable. **a-oR** is the cumulative oR.

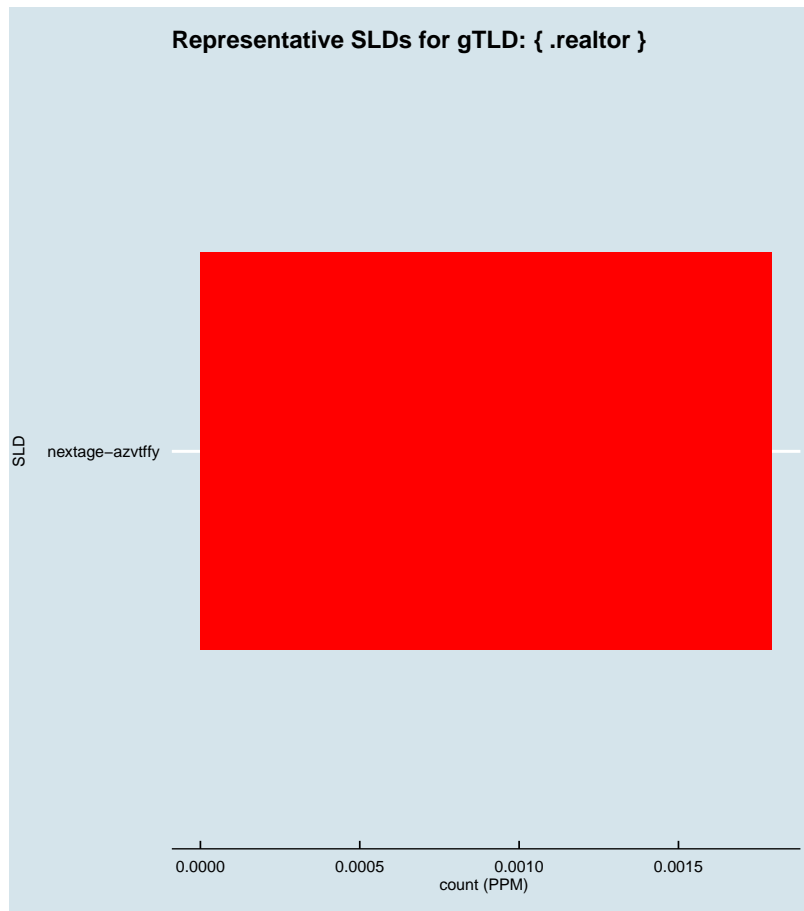


Figure 2.1375: Representative SLDs for gTLD: { .realtor }. The  $x$  axis displays number of times (in parts per million) the corresponding SLD ( $y$  axis) was found in the gTLD.

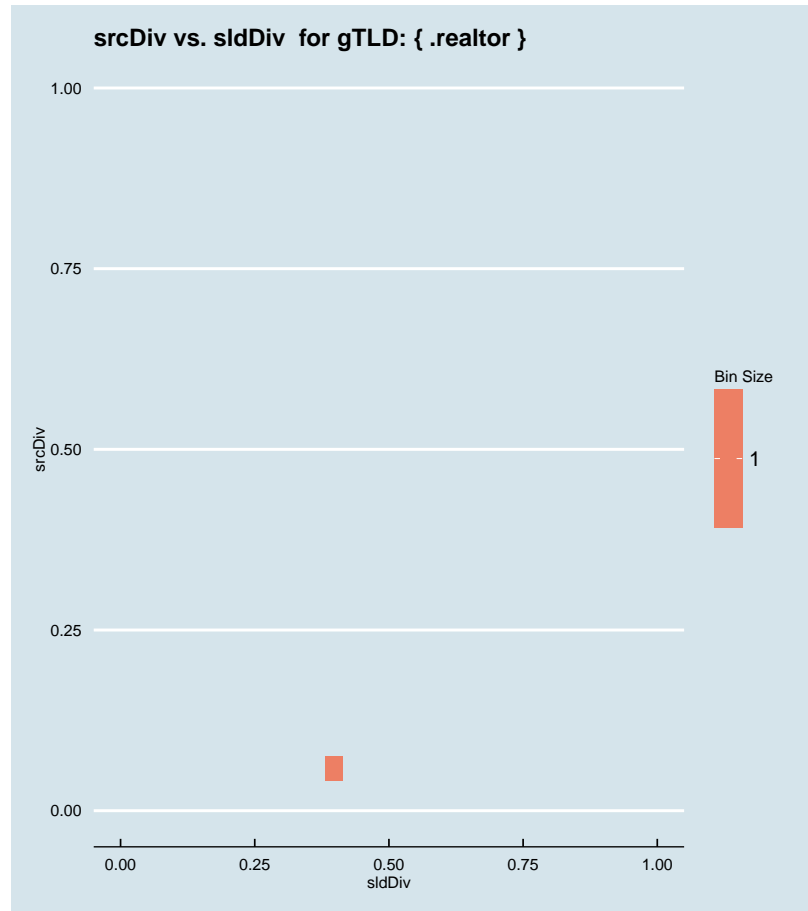


Figure 2.1376: Binned scatter-plot of srcDiv and sldDiv for gTLD: { .realtor }.

### :: 2.942 Representative SLDs for gTLD: { .realty }

In this section, we collect representative SLDs related to gTLD: 'realty'. We found 3 unique SLDs after filtering. A total of 5838 records were considered representative and they are 60.173% of the gTLD dump. Since the total number of records for this gTLD is 5838, there are 0 non-representative records (NRep). In addition, this set comprises 2.39E-6 of the entire data-set. Table 2.689 shows the corresponding SLDs ordered by the level of importance. Figure 2.1377 shows the record count (PPM) for each representative SLD. Figure 2.1378 shows the binned scatter-plot of srcDiv and sldDiv.

► { .realty }  
Total SLDs: 3  
a-sldDiv: 60.173%  
a-oR: 0.000%  
NRep: 0



Individual SLD descriptors for gTLD: {-.realty}										
SLD	count	sldDiv	$\phi$ -sldDiv	ipcount	srcDiv	$\phi$ -srcDiv	oR	a-srcDiv	a-oR	rem
INVALID	0.003	0.278	1.000	2.79E-4	0.103	0.018	1.11E-6	0.278	1.11E-6	3139
INCATF	0.002	0.180	1.000	7.8E-5	0.045	0.005	7.17E-7	0.459	1.82E-6	1389
exit	0.001	0.143	1.000	3.5E-5	0.025	0.002	5.69E-7	0.602	2.39E-6	0

Table 2.689: Top 3 most significant SLDs for gTLD 'realty'. The SLD list holds 60.173% of the entries found in the gTLD and 2.39E-6 of the total number of entries for the entire experiment. **count** represents the number of records found for the SLD (in parts per million). **sldDiv** is the raw count divided by the number of records of this gTLD dump file. **oR** is the ratio of raw count to the total number of records of the experiment.  **$\phi$ -sldDiv** represents the  $\phi$  percentile of sldDiv on the entire data-set. **a-srcDiv** is the cumulative srcDiv variable. **a-oR** is the cumulative oR.

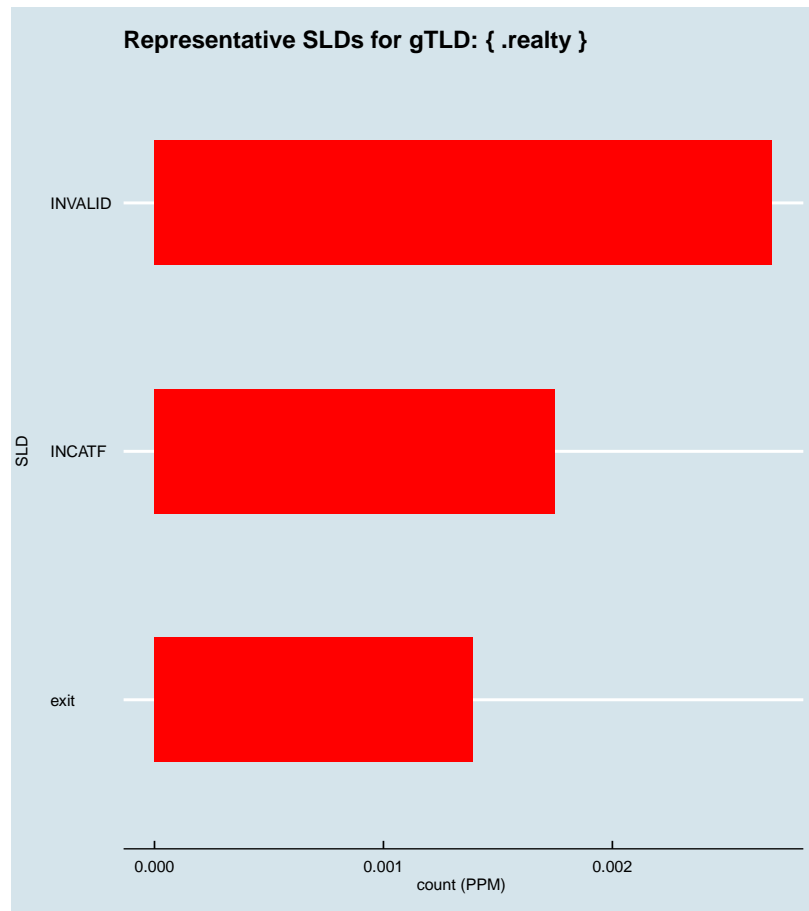


Figure 2.1377: Representative SLDs for gTLD: { .realty}. The  $x$  axis displays number of times (in parts per million) the corresponding SLD ( $y$  axis) was found in the gTLD.

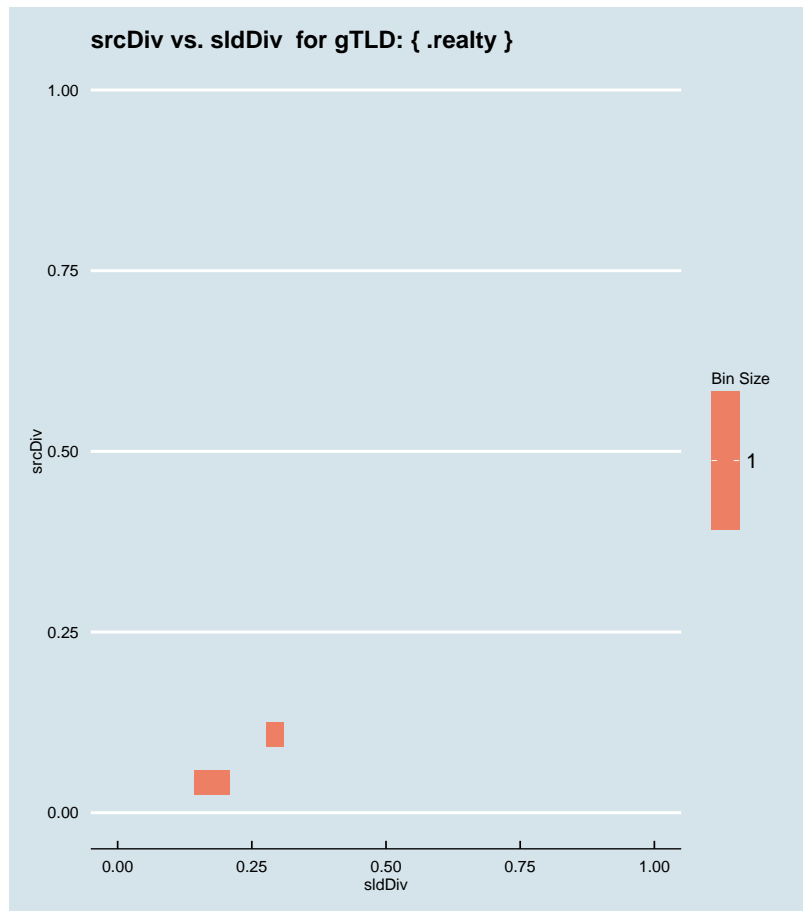


Figure 2.1378: Binned scatter-plot of srcDiv and sldDiv for gTLD: { .realty }.

### :: 2.943 Representative SLDs for gTLD: { .recipes }

In this section, we collect representative SLDs related to gTLD: 'recipes'. We found 0 unique SLDs after filtering. A total of 0 records were considered representative and they are 0.000% of the gTLD dump. Since the total number of records for this gTLD is 0, there are 0 non-representative records (NRep). In addition, this set comprises 0E0 of the entire data-set.

► { .recipes }  
 Total SLDs: 0  
 a-sldDiv: 0.000%  
 a-oR: 0.000%  
 NRep: 0

### :: 2.944 Representative SLDs for gTLD: { .red }

In this section, we collect representative SLDs related to gTLD: 'red'. We found 112

► { .red }  
 Total SLDs: 112  
 a-sldDiv: 87.573%  
 a-oR: 0.063%  
 NRep: 0

unique SLDs after filtering. A total of 1548557 records were considered representative and they are 87.573% of the gTLD dump. Since the total number of records for this gTLD is 1548557, there are 0 non-representative records (NRep). In addition, this set comprises  $6.35E-4$  of the entire data-set. Table 2.690 shows the corresponding SLDs ordered by the level of importance. Figure 2.1379 shows the record count (PPM) for each representative SLD. Figure 2.1380 shows the binned scatter-plot of srcDiv and sldDiv.

Individual SLD descriptors for gTLD: {red}										
SLD	count	sldDiv	$\phi$ -sldDiv	ipcount	srcDiv	$\phi$ -srcDiv	oR	a-srcDiv	a-oR	rem
INCATF	0.318	0.180	1.000	0.007	0.022	0.002	1.31E-4	0.180	1.31E-4	1230111
RANDOM13	0.149	0.084	1.000	0.003	0.018	0.001	6.09E-5	0.264	1.91E-4	1081495
sena	0.117	0.066	1.000	0.003	0.025	0.002	4.8E-5	0.330	2.39E-4	964422
RANDOM10	0.091	0.052	1.000	0.003	0.036	0.004	3.74E-5	0.382	2.77E-4	873140
INCATB	0.076	0.043	1.000	0.003	0.043	0.005	3.1E-5	0.425	3.08E-4	797577
INVALID	0.056	0.032	1.000	0.003	0.060	0.008	2.29E-5	0.456	3.31E-4	741810
jcyl	0.051	0.029	0.999	5.58E-4	0.011	5.68E-4	2.1E-5	0.485	3.52E-4	690581
INCATC	0.051	0.029	0.999	0.004	0.074	0.011	2.07E-5	0.514	3.72E-4	639962
INCATD	0.050	0.028	0.999	0.002	0.041	0.004	2.04E-5	0.542	3.93E-4	590240
fundosa	0.036	0.021	0.999	5.68E-4	0.016	9.95E-4	1.49E-5	0.563	4.08E-4	553859
grupotempe...	0.033	0.019	0.999	2.4E-4	0.007	3.16E-4	1.36E-5	0.581	4.21E-4	520783
siege	0.028	0.016	0.999	8.63E-4	0.031	0.003	1.15E-5	0.597	4.33E-4	492685
alsina	0.026	0.015	0.999	0.002	0.078	0.012	1.07E-5	0.612	4.43E-4	466576
uanl	0.025	0.014	0.999	6.19E-4	0.025	0.002	1.02E-5	0.626	4.54E-4	441765
INCATE	0.021	0.012	0.999	0.009	0.425	0.117	8.49E-6	0.638	4.62E-4	421050
seresco	0.018	0.010	0.999	9.5E-4	0.052	0.006	7.49E-6	0.648	4.7E-4	402784
finaf92	0.017	0.010	0.999	5.46E-4	0.032	0.003	6.98E-6	0.658	4.77E-4	385746
europhone2...	0.017	0.009	0.999	2.81E-4	0.017	0.001	6.88E-6	0.667	4.83E-4	368964
insunet	0.016	0.009	0.999	1.72E-4	0.011	5.73E-4	6.42E-6	0.676	4.9E-4	353289
tiscali	0.015	0.009	0.999	2.99E-4	0.019	0.001	6.33E-6	0.685	4.96E-4	337853
wpad	0.015	0.008	0.999	0.003	0.184	0.041	6.11E-6	0.693	5.02E-4	322947
dgt	0.015	0.008	0.999	3.06E-4	0.021	0.002	6.05E-6	0.701	5.08E-4	308195
consum	0.014	0.008	0.999	4.52E-4	0.032	0.003	5.74E-6	0.709	5.14E-4	294185
monto	0.014	0.008	0.999	1.78E-4	0.013	7.48E-4	5.62E-6	0.717	5.2E-4	280475
SHORTSLD	0.013	0.007	0.999	0.002	0.143	0.027	5.19E-6	0.724	5.25E-4	267813
isatap	0.012	0.007	0.999	0.003	0.232	0.055	4.83E-6	0.731	5.3E-4	256033
sica	0.010	0.006	0.999	5.73E-4	0.055	0.007	4.25E-6	0.737	5.34E-4	245666
gyj	0.009	0.005	0.999	6.25E-4	0.070	0.010	3.66E-6	0.742	5.38E-4	236730
neon	0.009	0.005	0.999	4.3E-5	0.005	1.83E-4	3.58E-6	0.747	5.41E-4	227983
sancor	0.008	0.005	0.999	3.83E-4	0.047	0.005	3.36E-6	0.751	5.45E-4	219783
sertel	0.008	0.005	0.999	4.23E-4	0.052	0.006	3.35E-6	0.756	5.48E-4	211615
minhaciend...	0.008	0.005	0.999	5.31E-4	0.066	0.009	3.32E-6	0.761	5.51E-4	203521
famisanar	0.008	0.005	0.999	9.02E-4	0.112	0.020	3.3E-6	0.765	5.55E-4	195480
nuevaeps	0.008	0.004	0.999	7.2E-4	0.093	0.015	3.19E-6	0.770	5.58E-4	187702
policlinic...	0.007	0.004	0.999	1.7E-4	0.023	0.002	3.01E-6	0.774	5.61E-4	180357

Table 2.690: Top 35 most significant SLDs for gTLD 'red'. The SLD list holds 87.573% of the entries found in the gTLD and 6.35E-4 of the total number of entries for the entire experiment. **count** represents the number of records found for the SLD (in parts per million). **sldDiv** is the raw count divided by the number of records of this gTLD dump file. **oR** is the ratio of raw count to the total number of records of the experiment.  $\phi$ -**sldDiv** represents the  $\phi$  percentile of sldDiv on the entire data-set. **a-srcDiv** is the cumulative srcDiv variable. **a-oR** is the cumulative oR.



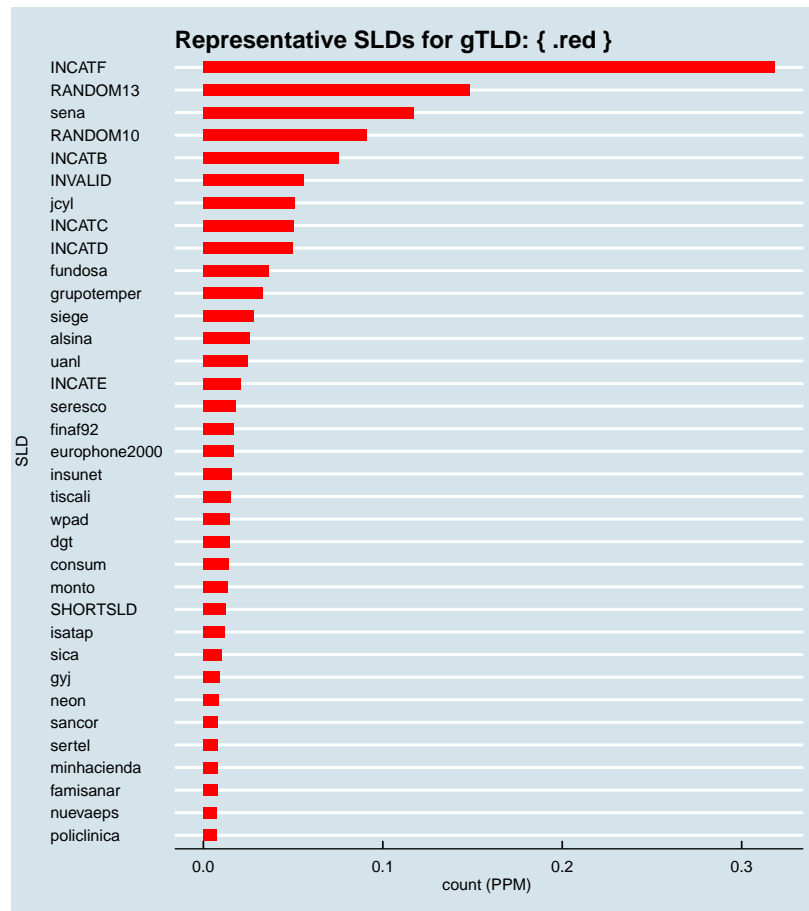


Figure 2.1379: Representative SLDs for gTLD: { .red }. The *x* axis displays number of times (in parts per million) the corresponding SLD (*y* axis) was found in the gTLD.

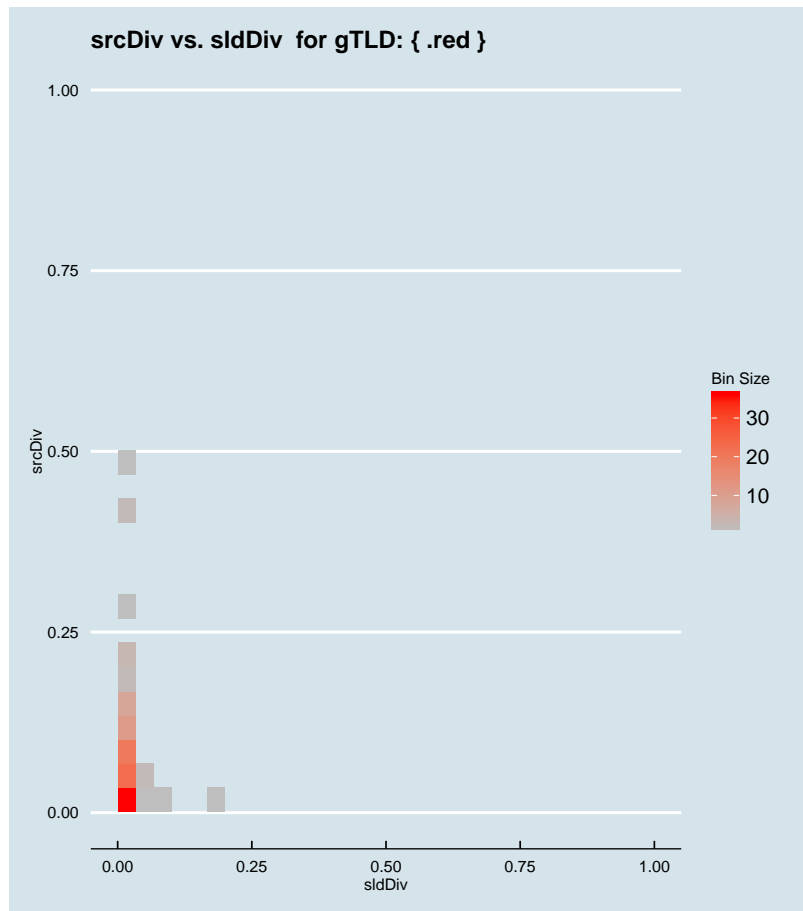


Figure 2.1380: Binned scatter-plot of srcDiv and sldDiv for gTLD: {.red}.

∴ 2.945 Representative SLDs for gTLD: {.redken}

In this section, we collect representative SLDs related to gTLD: 'redken'. We found 0 unique SLDs after filtering. A total of 0 records were considered representative and they are 0.000% of the gTLD dump. Since the total number of records for this gTLD is 0, there are 0 non-representative records (NRep). In addition, this set comprises 0E0 of the entire data-set.

► {.redken}  
 Total SLDs: 0  
 a-sldDiv: 0.000%  
 a-oR: 0.000%  
 NRep: 0

∴ 2.946 Representative SLDs for gTLD: {.redstone}

In this section, we collect representative SLDs related to gTLD: 'redstone'. We found

► {.redstone}  
 Total SLDs: 2  
 a-sldDiv: 54.972%  
 a-oR: 0.000%  
 NRep: 0

2 unique SLDs after filtering. A total of 3162 records were considered representative and they are 54.972% of the gTLD dump. Since the total number of records for this gTLD is 3162, there are 0 non-representative records (NRep). In addition, this set comprises  $1.3E-6$  of the entire data-set. Table 2.691 shows the corresponding SLDs ordered by the level of importance. Figure 2.1381 shows the record count (PPM) for each representative SLD. Figure 2.1382 shows the binned scatter-plot of srcDiv and sldDiv.

Individual SLD descriptors for gTLD: {redstone}										
SLD	count	sldDiv	$\phi$ -sldDiv	ipcount	srcDiv	$\phi$ -srcDiv	oR	a-srcDiv	a-oR	rem
INVALID	0.002	0.306	1.000	$1.15E-4$	0.065	0.009	$7.21E-7$	0.306	$7.21E-7$	1402
INCATB	0.001	0.244	1.000	$3.9E-5$	0.028	0.002	$5.75E-7$	0.550	$1.3E-6$	0

Table 2.691: Top 2 most significant SLDs for gTLD 'redstone'. The SLD list holds 54.972% of the entries found in the gTLD and  $1.3E-6$  of the total number of entries for the entire experiment. **count** represents the number of records found for the SLD (in parts per million). **sldDiv** is the raw count divided by the number of records of this gTLD dump file. **oR** is the ratio of raw count to the total number of records of the experiment.  **$\phi$ -sldDiv** represents the  $\phi$  percentile of sldDiv on the entire data-set. **a-srcDiv** is the cumulative srcDiv variable. **a-oR** is the cumulative oR.

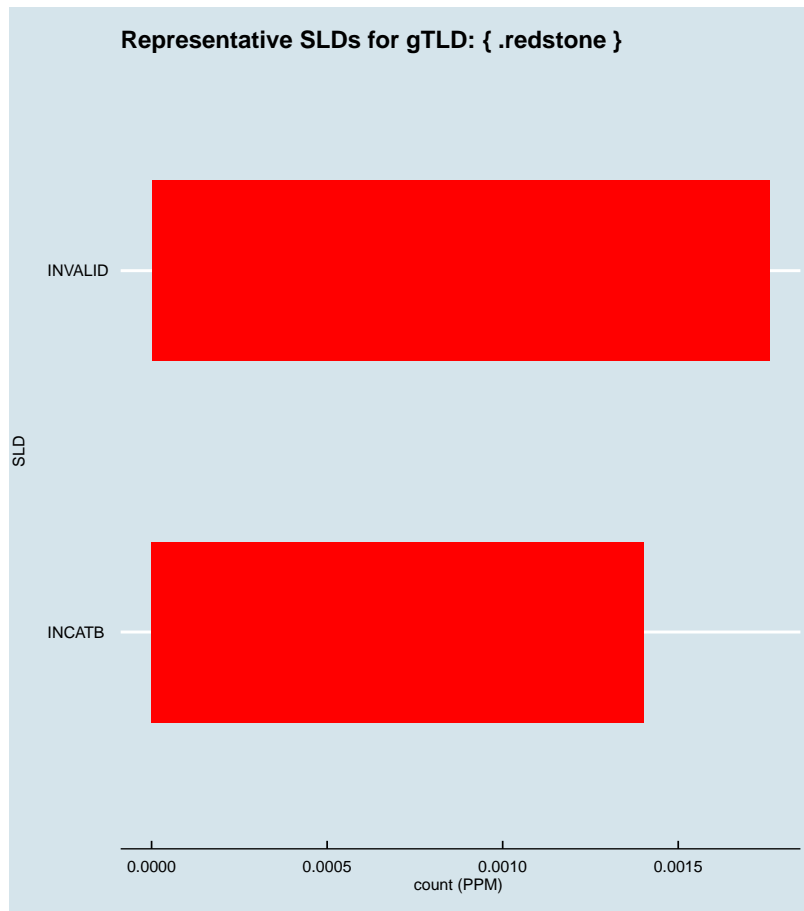


Figure 2.1381: Representative SLDs for gTLD: { .redstone}. The x axis displays number of times (in parts per million) the corresponding SLD (y axis) was found in the gTLD.

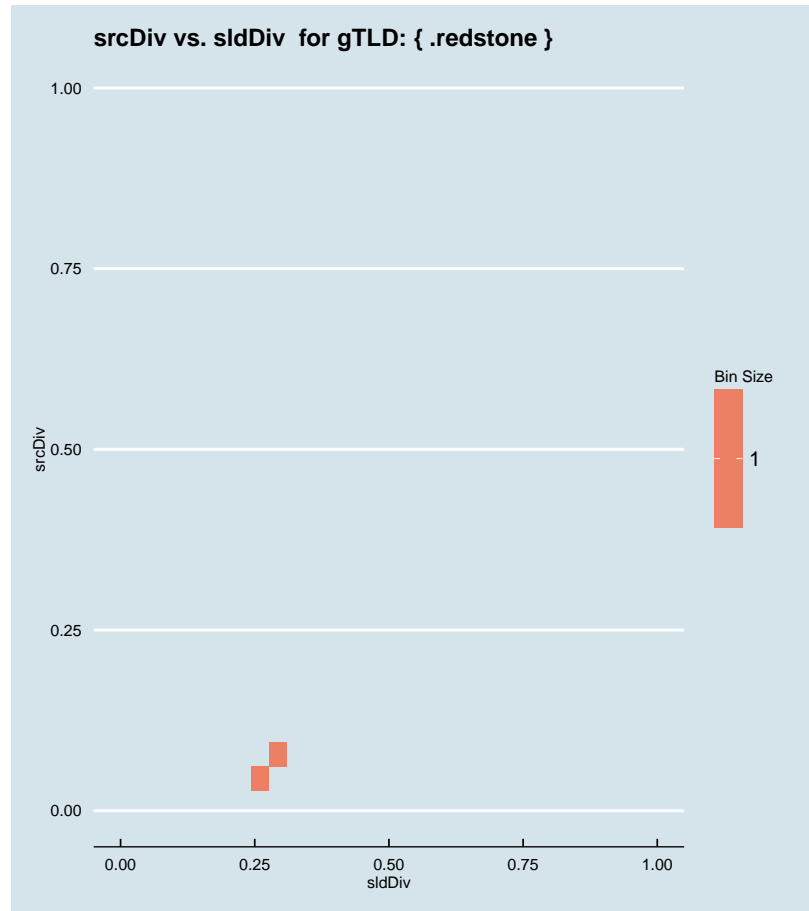


Figure 2.1382: Binned scatter-plot of srcDiv and sldDiv for gTLD: { .redstone}.

### :: 2.947 Representative SLDs for gTLD: { .rehab }

In this section, we collect representative SLDs related to gTLD: 'rehab'. We found 4 unique SLDs after filtering. A total of 10377 records were considered representative and they are 64.218% of the gTLD dump. Since the total number of records for this gTLD is 10377, there are 0 non-representative records (NRep). In addition, this set comprises 4.25E-6 of the entire data-set. Table 2.692 shows the corresponding SLDs ordered by the level of importance. Figure 2.1383 shows the record count (PPM) for each representative SLD. Figure 2.1384 shows the binned scatter-plot of srcDiv and sldDiv.

► { .rehab }  
Total SLDs: 4  
a-sldDiv: 64.218%  
a-oR: 0.000%  
NRep: 0



Individual SLD descriptors for gTLD: {rehab}										
SLD	count	sldDiv	$\phi$ -sldDiv	ipcount	srcDiv	$\phi$ -srcDiv	oR	a-srcDiv	a-oR	rem
INCATB	0.005	0.333	1.000	8.3E-5	0.015	9.82E-4	2.21E-6	0.333	2.21E-6	4993
RANDOM13	0.002	0.127	1.000	1.64E-4	0.080	0.012	8.42E-7	0.460	3.05E-6	2939
INCATF	0.002	0.098	1.000	1.86E-4	0.117	0.021	6.5E-7	0.559	3.7E-6	1352
RANDOM10	0.001	0.084	1.000	1.92E-4	0.142	0.027	5.54E-7	0.642	4.25E-6	0

Table 2.692: Top 4 most significant SLDs for gTLD 'rehab'. The SLD list holds 64.218% of the entries found in the gTLD and 4.25E-6 of the total number of entries for the entire experiment. **count** represents the number of records found for the SLD (in parts per million). **sldDiv** is the raw count divided by the number of records of this gTLD dump file. **oR** is the ratio of raw count to the total number of records of the experiment.  **$\phi$ -sldDiv** represents the  $\phi$  percentile of sldDiv on the entire data-set. **a-srcDiv** is the cumulative srcDiv variable. **a-oR** is the cumulative oR.

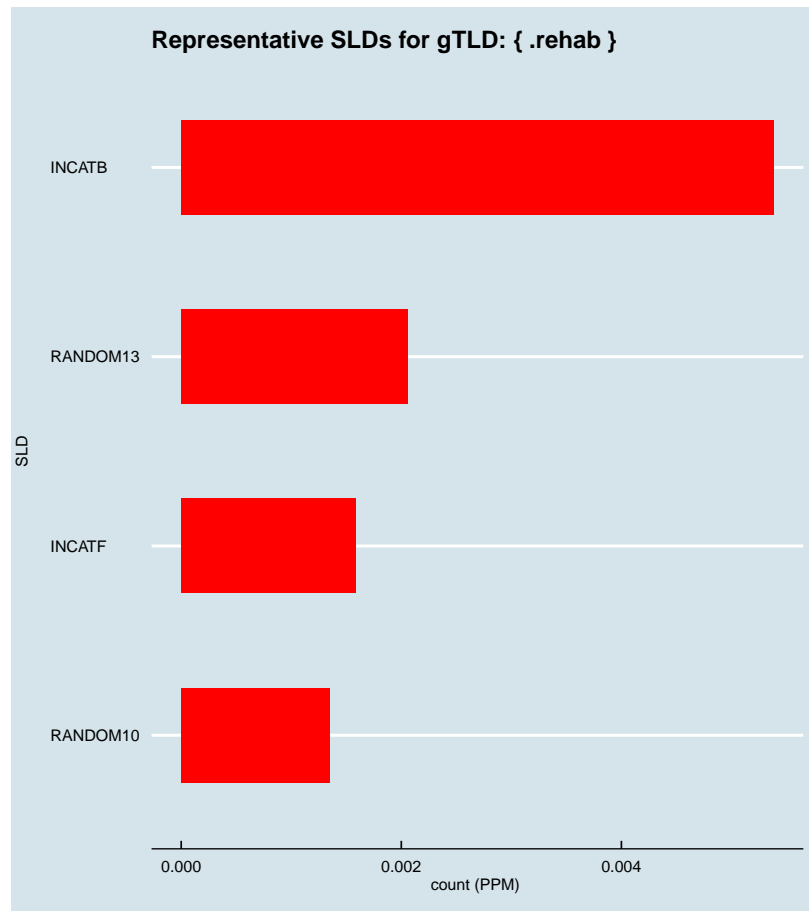


Figure 2.1383: Representative SLDs for gTLD: { .rehab }. The  $x$  axis displays number of times (in parts per million) the corresponding SLD ( $y$  axis) was found in the gTLD.

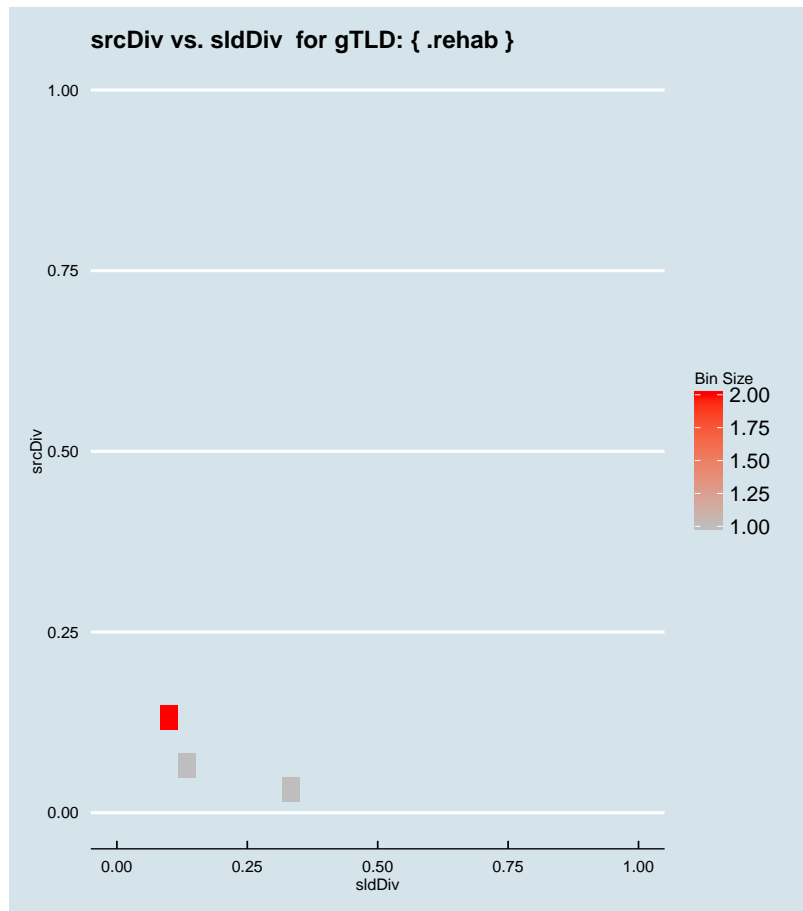


Figure 2.1384: Binned scatter-plot of srcDiv and sldDiv for gTLD: { .rehab }.

∴ 2.948 Representative SLDs for gTLD: { .reise }

In this section, we collect representative SLDs related to gTLD: 'reise'. We found 0 unique SLDs after filtering. A total of 0 records were considered representative and they are 0.000% of the gTLD dump. Since the total number of records for this gTLD is 0, there are 0 non-representative records (NRep). In addition, this set comprises 0E0 of the entire data-set.

► { .reise }  
 Total SLDs: 0  
 a-sldDiv: 0.000%  
 a-oR: 0.000%  
 NRep: 0

∴ 2.949 Representative SLDs for gTLD: { .reisen }

In this section, we collect representative SLDs related to gTLD: 'reisen'. We found 1

► { .reisen }  
 Total SLDs: 1  
 a-sldDiv: 67.498%  
 a-oR: 0.000%  
 NRep: 0



unique SLDs after filtering. A total of 5709 records were considered representative and they are 67.498% of the gTLD dump. Since the total number of records for this gTLD is 5709, there are 0 non-representative records (NRep). In addition, this set comprises  $2.34E-6$  of the entire data-set. Table 2.693 shows the corresponding SLDs ordered by the level of importance. Figure 2.1385 shows the record count (PPM) for each representative SLD. Figure 2.1386 shows the binned scatter-plot of srcDiv and sldDiv.

Individual SLD descriptors for gTLD: {reisen}										
SLD	count	sldDiv	$\phi$ -sldDiv	ipcount	srcDiv	$\phi$ -srcDiv	oR	a-srcDiv	a-oR	rem
INCATC	0.006	0.675	1.000	$8.9E-5$	0.016	$9.95E-4$	$2.34E-6$	0.675	$2.34E-6$	0

Table 2.693: Top 1 most significant SLDs for gTLD 'reisen'. The SLD list holds 67.498% of the entries found in the gTLD and  $2.34E-6$  of the total number of entries for the entire experiment. **count** represents the number of records found for the SLD (in parts per million). **sldDiv** is the raw count divided by the number of records of this gTLD dump file. **oR** is the ratio of raw count to the total number of records of the experiment.  **$\phi$ -sldDiv** represents the  $\phi$  percentile of sldDiv on the entire data-set. **a-srcDiv** is the cumulative srcDiv variable. **a-oR** is the cumulative oR.




Figure 2.1385: Representative SLDs for gTLD: { .reisen}. The  $x$  axis displays number of times (in parts per million) the corresponding SLD ( $y$  axis) was found in the gTLD.

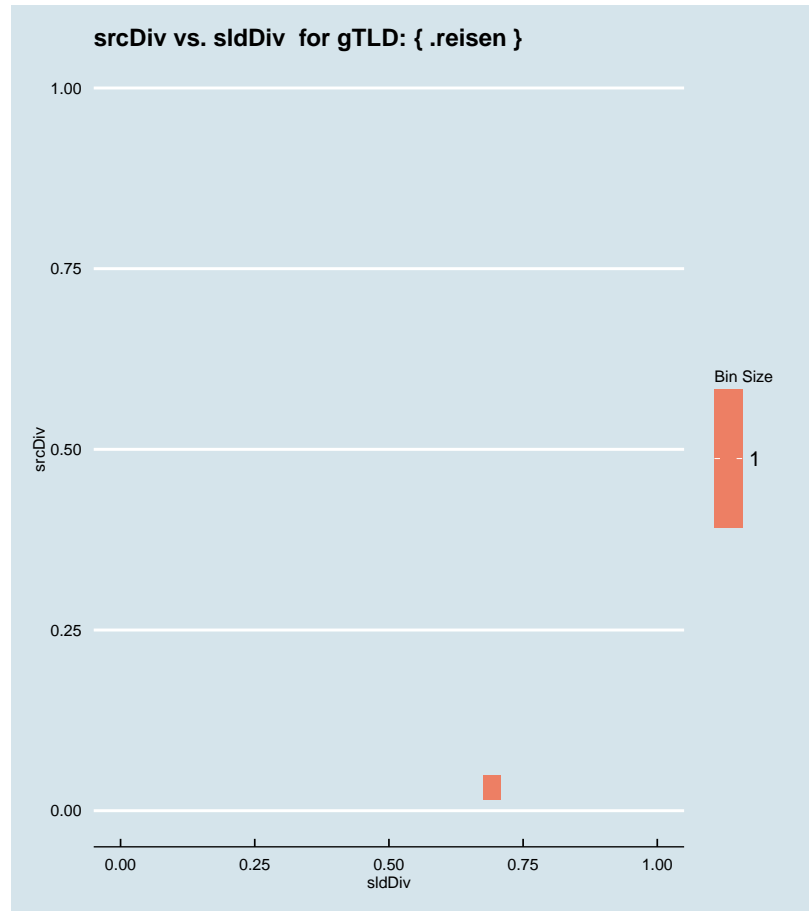


Figure 2.1386: Binned scatter-plot of srcDiv and sldDiv for gTLD: { .reisen}.

### :: 2.950 Representative SLDs for gTLD: { .reit }

In this section, we collect representative SLDs related to gTLD: 'reit'. We found 0 unique SLDs after filtering. A total of 0 records were considered representative and they are 0.000% of the gTLD dump. Since the total number of records for this gTLD is 0, there are 0 non-representative records (NRep). In addition, this set comprises 0E0 of the entire data-set.

► { .reit }  
Total SLDs: 0  
a-sldDiv: 0.000%  
a-oR: 0.000%  
NRep: 0

### :: 2.951 Representative SLDs for gTLD: { .reliance }

In this section, we collect representative SLDs related to gTLD: 'reliance'. We found 7

► { .reliance }  
Total SLDs: 7  
a-sldDiv: 81.356%  
a-oR: 0.002%  
NRep: 0

unique SLDs after filtering. A total of 43864 records were considered representative and they are 81.356% of the gTLD dump. Since the total number of records for this gTLD is 43864, there are 0 non-representative records (NRep). In addition, this set comprises  $1.8E-5$  of the entire data-set. Table 2.694 shows the corresponding SLDs ordered by the level of importance. Figure 2.1387 shows the record count (PPM) for each representative SLD. Figure 2.1388 shows the binned scatter-plot of srcDiv and sldDiv.

Individual SLD descriptors for gTLD: {reliance}										
SLD	count	sldDiv	$\phi$ -sldDiv	ipcount	srcDiv	$\phi$ -srcDiv	oR	a-srcDiv	a-oR	rem
INCATB	0.022	0.402	1.000	$2.63E-4$	0.012	$6.78E-4$	$8.88E-6$	0.402	$8.88E-6$	22193
RANDOM10	0.011	0.201	1.000	$3E-4$	0.028	0.002	$4.44E-6$	0.603	$1.33E-5$	11368
INVALID	0.004	0.078	1.000	$2.86E-4$	0.068	0.010	$1.73E-6$	0.681	$1.5E-5$	7151
RANDOM13	0.003	0.051	1.000	$2.43E-4$	0.088	0.014	$1.14E-6$	0.732	$1.62E-5$	4380
INCATF	0.002	0.031	1.000	$5E-5$	0.030	0.003	$6.89E-7$	0.764	$1.69E-5$	2698
isatap	0.002	0.028	0.999	$4.75E-4$	0.316	0.080	$6.16E-7$	0.791	$1.75E-5$	1194
wpad	0.001	0.022	0.999	$2.41E-4$	0.202	0.048	$4.89E-7$	0.814	$1.8E-5$	0

Table 2.694: Top 7 most significant SLDs for gTLD 'reliance'. The SLD list holds 81.356% of the entries found in the gTLD and  $1.8E-5$  of the total number of entries for the entire experiment. **count** represents the number of records found for the SLD (in parts per million). **sldDiv** is the raw count divided by the number of records of this gTLD dump file. **oR** is the ratio of raw count to the total number of records of the experiment.  **$\phi$ -sldDiv** represents the  $\phi$  percentile of sldDiv on the entire data-set. **a-srcDiv** is the cumulative srcDiv variable. **a-oR** is the cumulative oR.

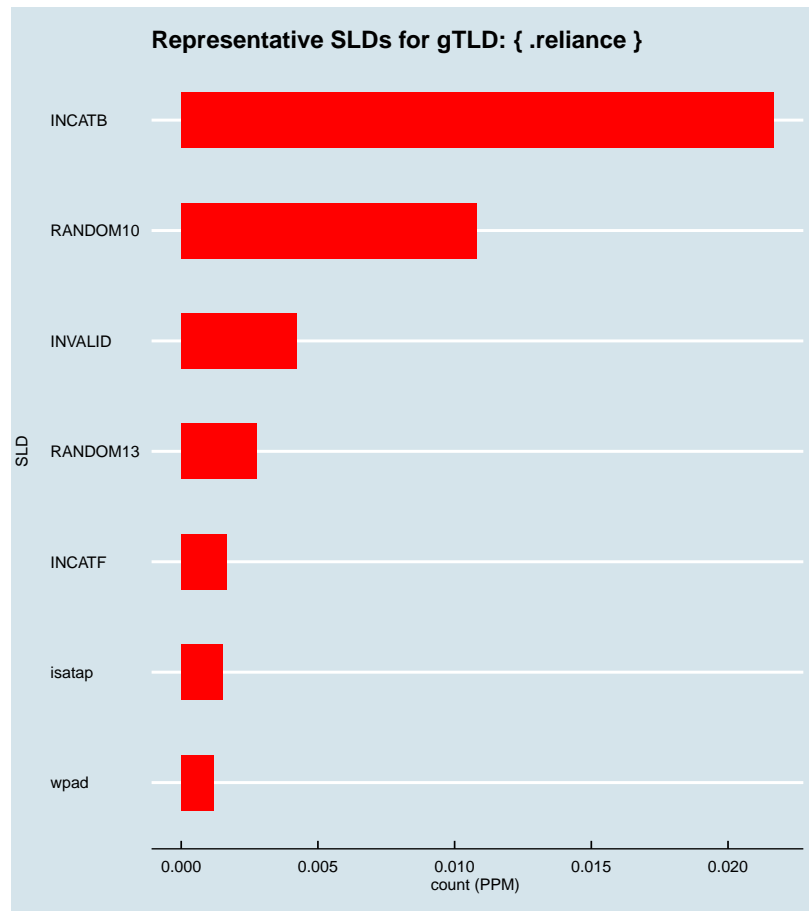


Figure 2.1387: Representative SLDs for gTLD: { .reliance }. The x axis displays number of times (in parts per million) the corresponding SLD (y axis) was found in the gTLD.

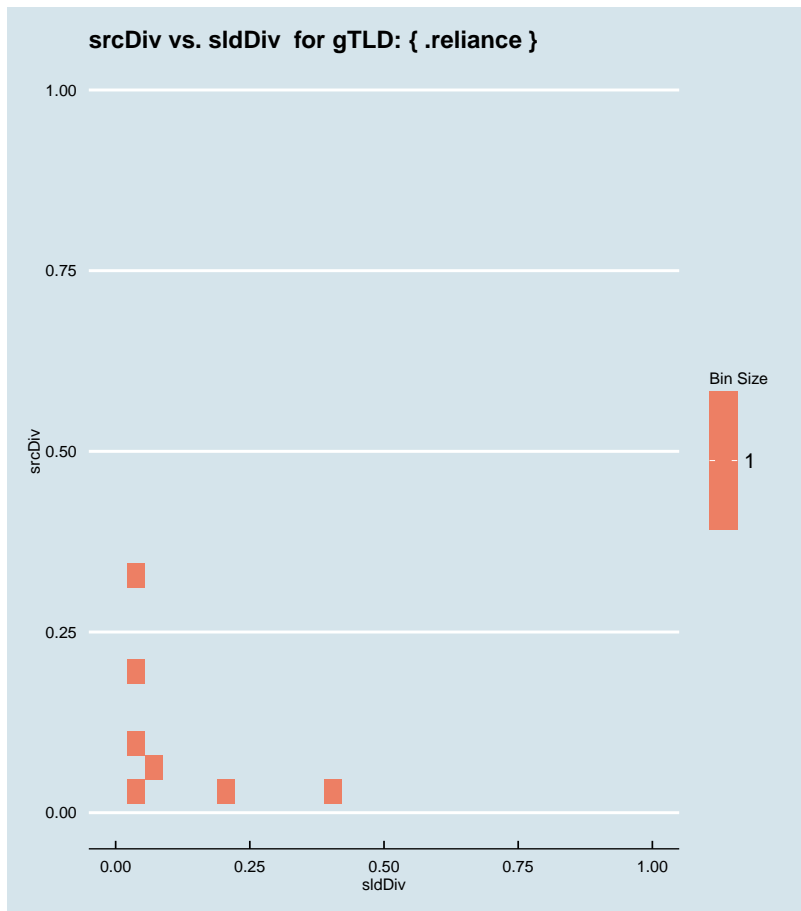


Figure 2.1388: Binned scatter-plot of srcDiv and sldDiv for gTLD: { .reliance }.

### :: 2.952 Representative SLDs for gTLD: { .ren }

In this section, we collect representative SLDs related to gTLD: 'ren'. We found 12 unique SLDs after filtering. A total of 43619 records were considered representative and they are 71.240% of the gTLD dump. Since the total number of records for this gTLD is 43619, there are 0 non-representative records (NRep). In addition, this set comprises  $1.79E-5$  of the entire data-set. Table 2.695 shows the corresponding SLDs ordered by the level of importance. Figure 2.1389 shows the record count (PPM) for each representative SLD. Figure 2.1390 shows the binned scatter-plot of srcDiv and sldDiv.

► { .ren }  
 Total SLDs: 12  
 a-sldDiv: 71.240%  
 a-oR: 0.002%  
 NRep: 0

Individual SLD descriptors for gTLD: {ren}										
SLD	count	sldDiv	$\phi$ -sldDiv	ipcount	srcDiv	$\phi$ -srcDiv	oR	a-srcDiv	a-oR	rem
orfk	0.014	0.231	1.000	2.9E-5	0.002	5.26E-5	5.79E-6	0.231	5.79E-6	29498
INVALID	0.005	0.085	1.000	4.39E-4	0.085	0.013	2.12E-6	0.315	7.91E-6	24322
bounce	0.004	0.063	1.000	0.002	0.501	0.177	1.59E-6	0.379	9.5E-6	20437
kor	0.003	0.055	1.000	7.9E-5	0.023	0.002	1.38E-6	0.434	1.09E-5	17061
INCATE	0.003	0.045	1.000	0.002	0.694	0.235	1.14E-6	0.479	1.2E-5	14284
INCATC	0.003	0.045	1.000	9.73E-4	0.355	0.099	1.12E-6	0.524	1.31E-5	11542
RANDOM13	0.003	0.044	1.000	4.58E-4	0.170	0.037	1.1E-6	0.568	1.42E-5	8853
orf	0.002	0.039	1.000	6E-6	0.002	7.27E-5	9.89E-7	0.607	1.52E-5	6440
INCATF	0.002	0.033	1.000	2.28E-4	0.111	0.020	8.41E-7	0.641	1.61E-5	4389
RANDOM10	0.002	0.030	1.000	4.3E-4	0.237	0.056	7.45E-7	0.670	1.68E-5	2571
schools	0.001	0.022	0.999	1.74E-4	0.129	0.025	5.53E-7	0.692	1.74E-5	1222
wpad	0.001	0.020	0.999	4.08E-4	0.334	0.096	5.01E-7	0.712	1.79E-5	0

Table 2.695: Top 12 most significant SLDs for gTLD 'ren'. The SLD list holds 71.240% of the entries found in the gTLD and 1.79E-5 of the total number of entries for the entire experiment. **count** represents the number of records found for the SLD (in parts per million). **sldDiv** is the raw count divided by the number of records of this gTLD dump file. **oR** is the ratio of raw count to the total number of records of the experiment.  $\phi$ -**sldDiv** represents the  $\phi$  percentile of sldDiv on the entire data-set. **a-srcDiv** is the cumulative srcDiv variable. **a-oR** is the cumulative oR.

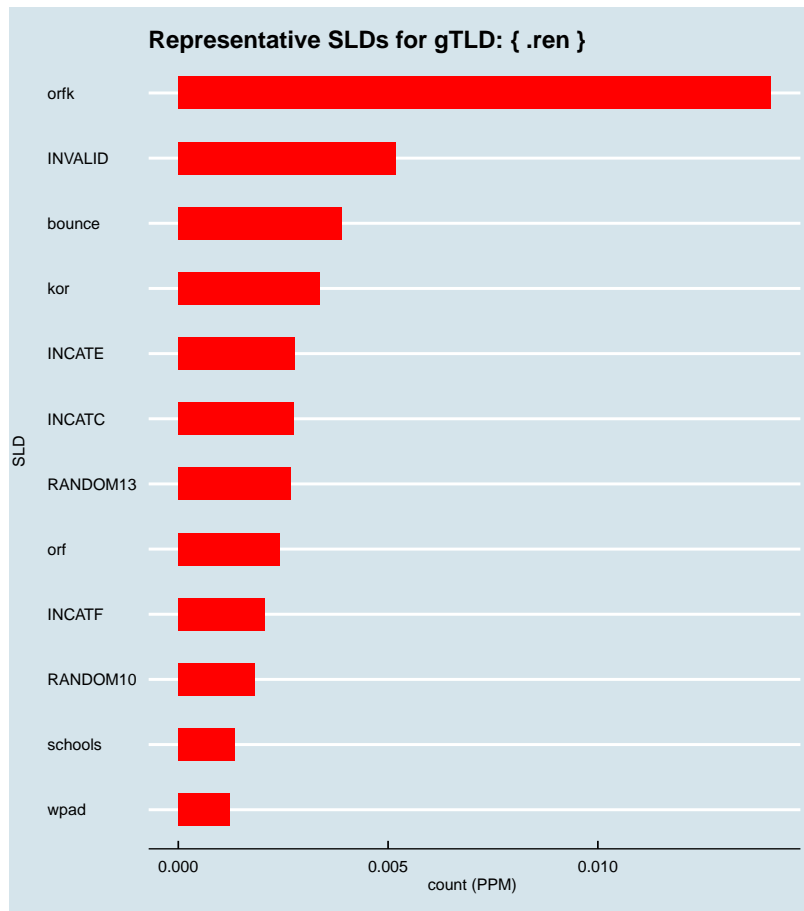


Figure 2.1389: Representative SLDs for gTLD: { .ren}. The x axis displays number of times (in parts per million) the corresponding SLD (y axis) was found in the gTLD.



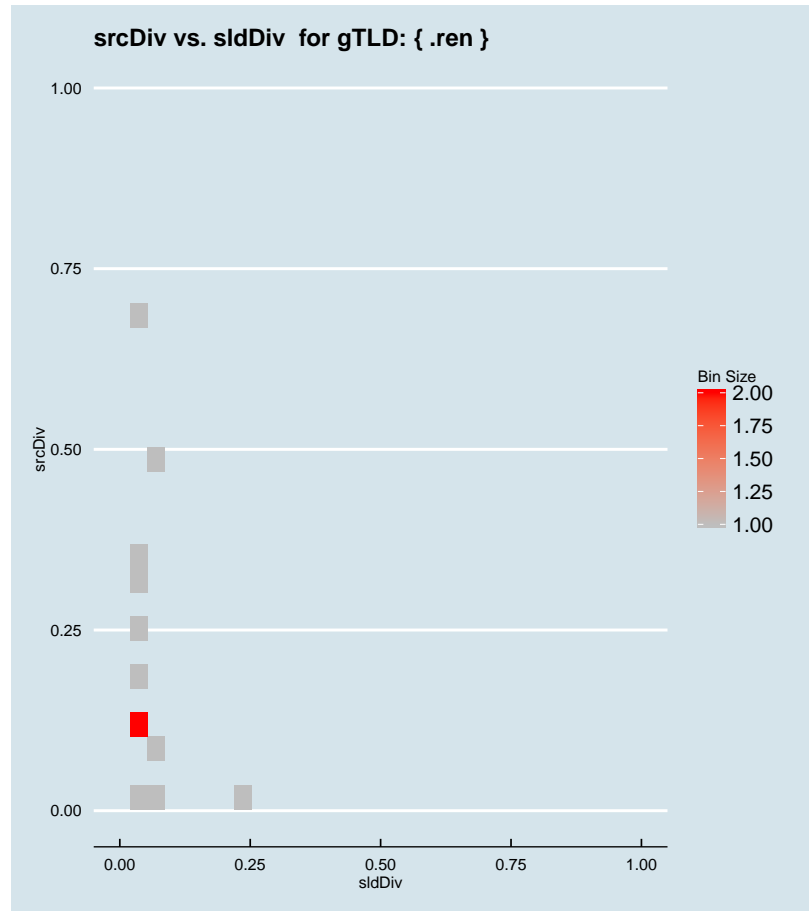


Figure 2.1390: Binned scatter-plot of srcDiv and sldDiv for gTLD: { .ren }.

### :: 2.953 Representative SLDs for gTLD: { .rent }

In this section, we collect representative SLDs related to gTLD: 'rent'. We found 4 unique SLDs after filtering. A total of 12592 records were considered representative and they are 57.820% of the gTLD dump. Since the total number of records for this gTLD is 12592, there are 0 non-representative records (NRep). In addition, this set comprises 5.16E-6 of the entire data-set. Table 2.696 shows the corresponding SLDs ordered by the level of importance. Figure 2.1391 shows the record count (PPM) for each representative SLD. Figure 2.1392 shows the binned scatter-plot of srcDiv and sldDiv.

► { .rent }  
Total SLDs: 4  
a-sldDiv: 57.820%  
a-oR: 0.001%  
NRep: 0



Individual SLD descriptors for gTLD: {.rent}										
SLD	count	sldDiv	$\phi$ -sldDiv	ipcount	srcDiv	$\phi$ -srcDiv	oR	a-srcDiv	a-oR	rem
premier	0.005	0.244	1.000	0.001	0.217	0.051	2.18E-6	0.244	2.18E-6	7271
INCATF	0.004	0.187	1.000	5.08E-4	0.125	0.023	1.67E-6	0.432	3.85E-6	3191
RANDOM13	0.002	0.089	1.000	2.97E-4	0.154	0.031	7.92E-7	0.520	4.64E-6	1258
INVALID	0.001	0.058	1.000	6.9E-5	0.055	0.007	5.16E-7	0.578	5.16E-6	0

Table 2.696: Top 4 most significant SLDs for gTLD 'rent'. The SLD list holds 57.820% of the entries found in the gTLD and 5.16E-6 of the total number of entries for the entire experiment. **count** represents the number of records found for the SLD (in parts per million). **sldDiv** is the raw count divided by the number of records of this gTLD dump file. **oR** is the ratio of raw count to the total number of records of the experiment.  **$\phi$ -sldDiv** represents the  $\phi$  percentile of sldDiv on the entire data-set. **a-srcDiv** is the cumulative srcDiv variable. **a-oR** is the cumulative oR.

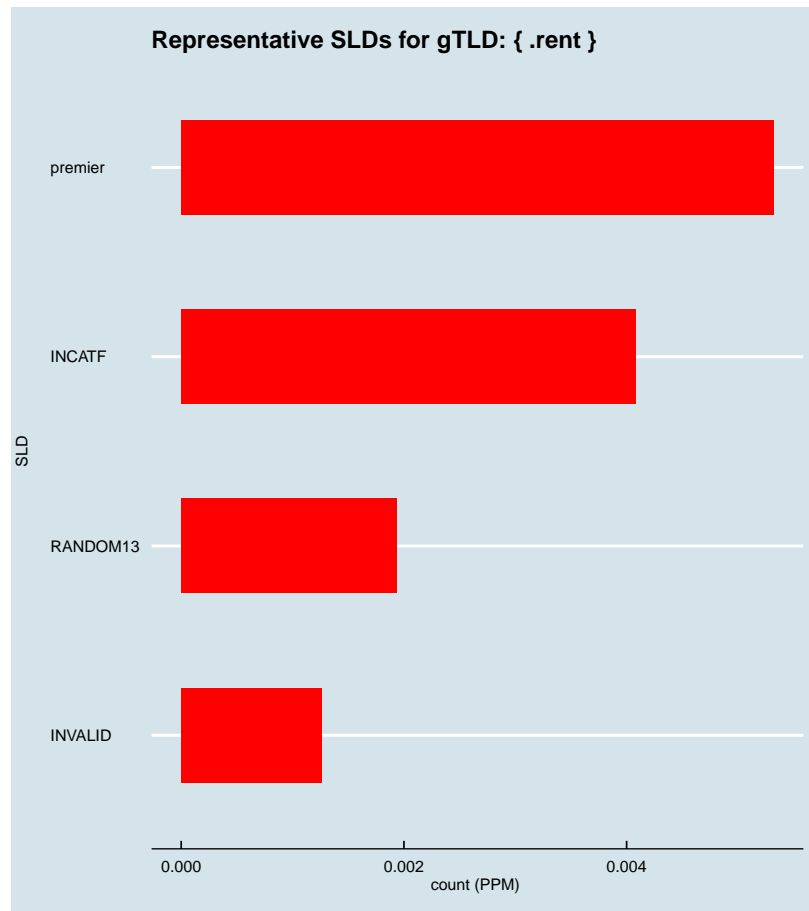


Figure 2.1391: Representative SLDs for gTLD: { .rent }. The  $x$  axis displays number of times (in parts per million) the corresponding SLD ( $y$  axis) was found in the gTLD.

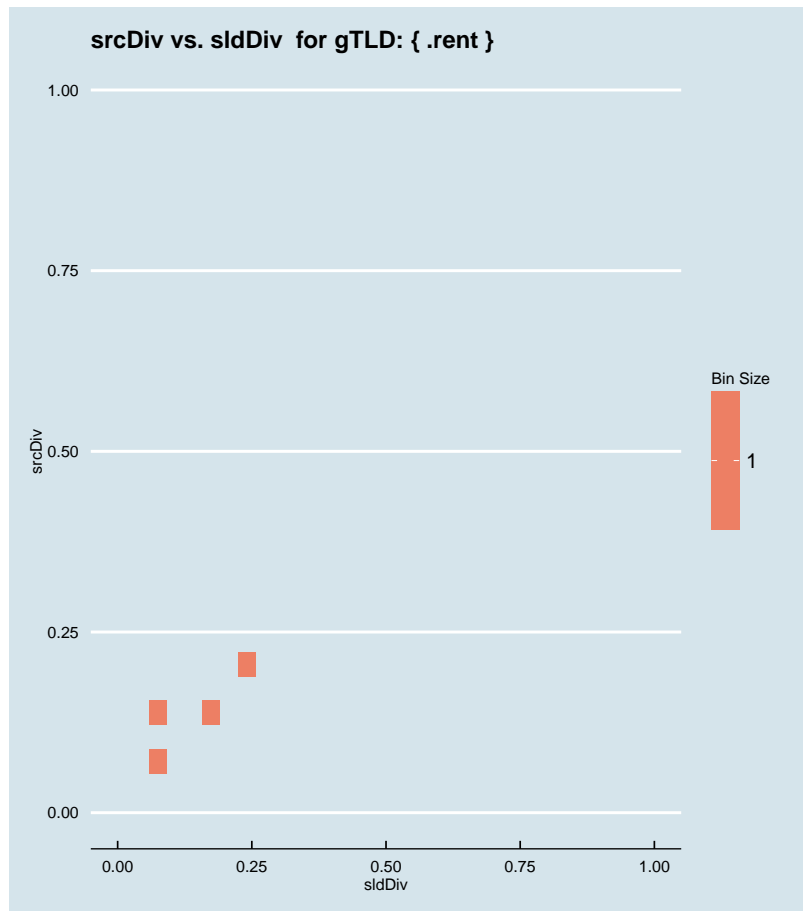


Figure 2.1392: Binned scatter-plot of srcDiv and sldDiv for gTLD: { .rent }.

### :: 2.954 Representative SLDs for gTLD: { .rentals }

In this section, we collect representative SLDs related to gTLD: 'rentals'. We found 1 unique SLDs after filtering. A total of 1861 records were considered representative and they are 52.526% of the gTLD dump. Since the total number of records for this gTLD is 1861, there are 0 non-representative records (NRep). In addition, this set comprises 7.63E-7 of the entire data-set. Table 2.697 shows the corresponding SLDs ordered by the level of importance. Figure 2.1393 shows the record count (PPM) for each representative SLD. Figure 2.1394 shows the binned scatter-plot of srcDiv and sldDiv.

```

► { .rentals }
Total SLDs: 1
a-sldDiv: 52.526%
a-oR: 0.000%
NRep: 0
    
```

Individual SLD descriptors for gTLD: {rentals}										
SLD	count	sldDiv	$\phi$ -sldDiv	ipcount	srcDiv	$\phi$ -srcDiv	oR	a-srcDiv	a-oR	rem
INVALID	0.002	0.525	1.000	5.1E-5	0.027	0.002	7.63E-7	0.525	7.63E-7	0

Table 2.697: Top 1 most significant SLDs for gTLD 'rentals'. The SLD list holds 52.526% of the entries found in the gTLD and 7.63E-7 of the total number of entries for the entire experiment. **count** represents the number of records found for the SLD (in parts per million). **sldDiv** is the raw count divided by the number of records of this gTLD dump file. **oR** is the ratio of raw count to the total number of records of the experiment.  $\phi$ -**sldDiv** represents the  $\phi$  percentile of sldDiv on the entire data-set. **a-srcDiv** is the cumulative srcDiv variable. **a-oR** is the cumulative oR.

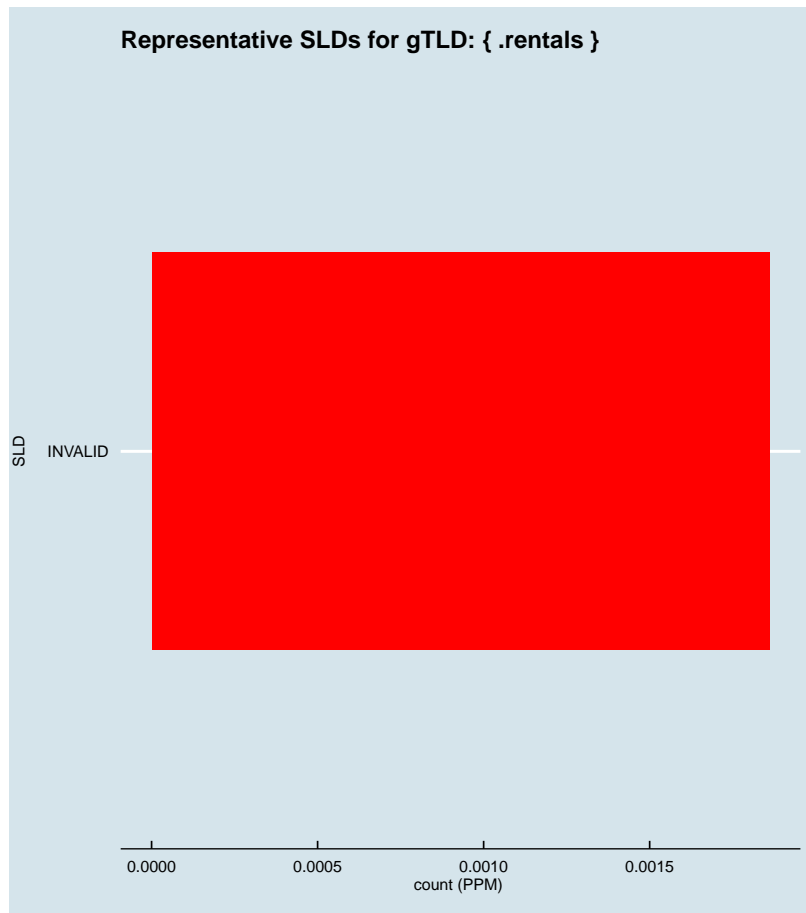


Figure 2.1393: Representative SLDs for gTLD: { .rentals }. The  $x$  axis displays number of times (in parts per million) the corresponding SLD ( $y$  axis) was found in the gTLD.

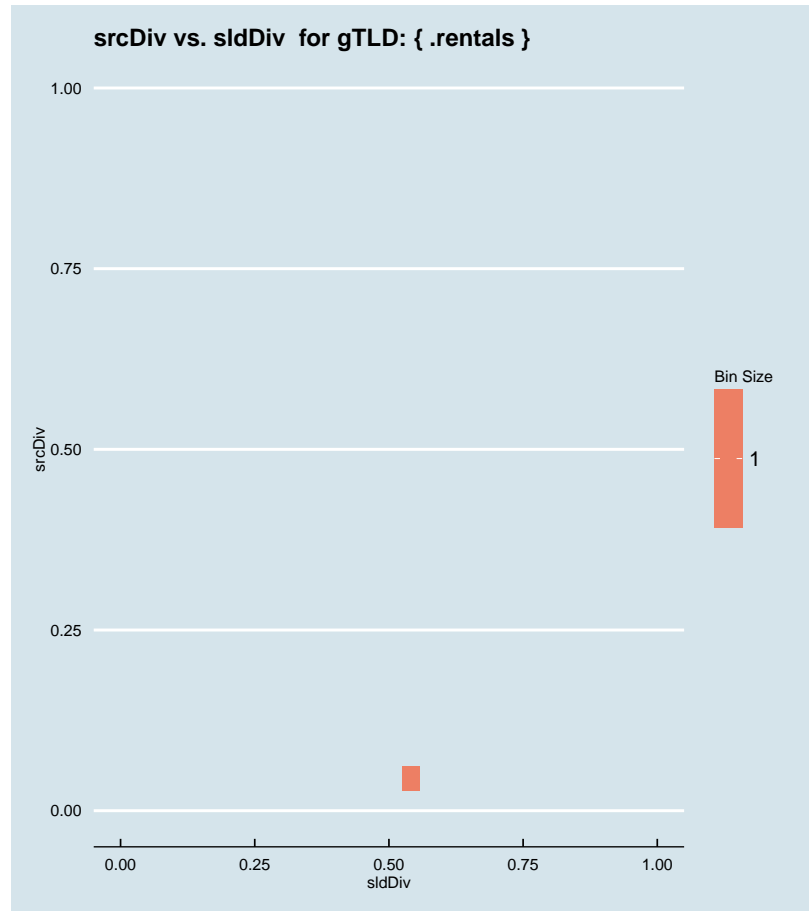


Figure 2.1394: Binned scatter-plot of srcDiv and sldDiv for gTLD: { .rentals }.

### :: 2.955 Representative SLDs for gTLD: { .repair }

In this section, we collect representative SLDs related to gTLD: 'repair'. We found 2 unique SLDs after filtering. A total of 4044 records were considered representative and they are 54.501% of the gTLD dump. Since the total number of records for this gTLD is 4044, there are 0 non-representative records (NRep). In addition, this set comprises 1.66E-6 of the entire data-set. Table 2.698 shows the corresponding SLDs ordered by the level of importance. Figure 2.1395 shows the record count (PPM) for each representative SLD. Figure 2.1396 shows the binned scatter-plot of srcDiv and sldDiv.

► { .repair }  
Total SLDs: 2  
a-sldDiv: 54.501%  
a-oR: 0.000%  
NRep: 0



Individual SLD descriptors for gTLD: {.repair}										
SLD	count	sldDiv	$\phi$ -sldDiv	ipcount	srcDiv	$\phi$ -srcDiv	oR	a-srcDiv	a-oR	rem
INCATB	0.003	0.380	1.000	2.7E-4	0.096	0.016	1.15E-6	0.380	1.15E-6	1227
INCATC	0.001	0.165	1.000	1.44E-4	0.117	0.021	5.03E-7	0.545	1.66E-6	0

Table 2.698: Top 2 most significant SLDs for gTLD 'repair'. The SLD list holds 54.501% of the entries found in the gTLD and 1.66E-6 of the total number of entries for the entire experiment. **count** represents the number of records found for the SLD (in parts per million). **sldDiv** is the raw count divided by the number of records of this gTLD dump file. **oR** is the ratio of raw count to the total number of records of the experiment.  $\phi$ -**sldDiv** represents the  $\phi$  percentile of sldDiv on the entire data-set. **a-srcDiv** is the cumulative srcDiv variable. **a-oR** is the cumulative oR.



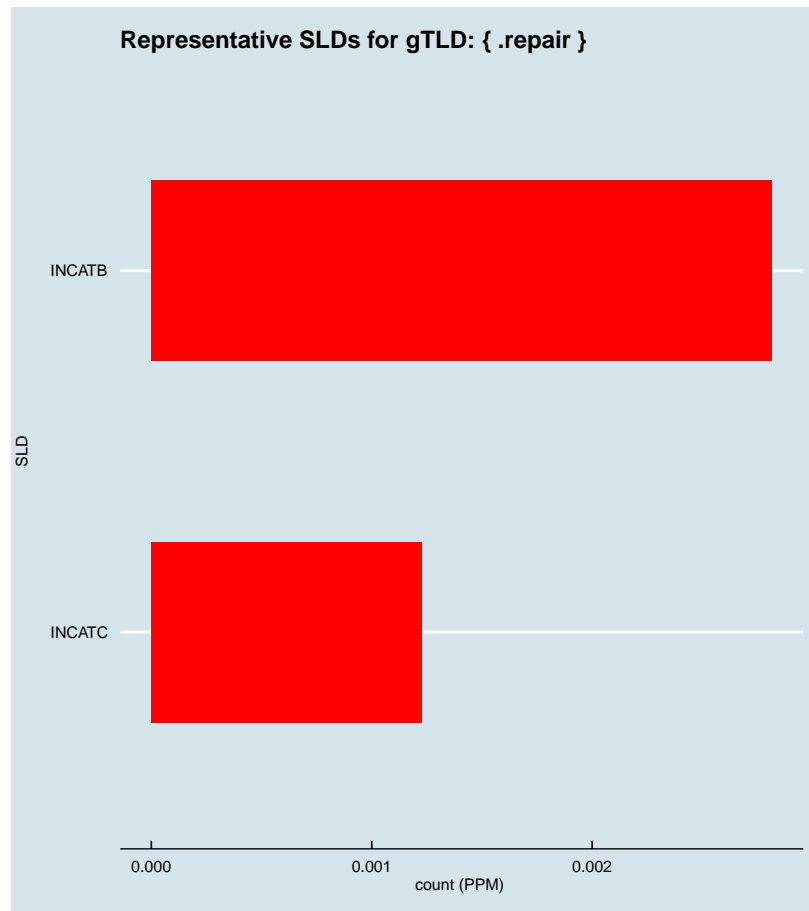


Figure 2.1395: Representative SLDs for gTLD: { .repair}. The  $x$  axis displays number of times (in parts per million) the corresponding SLD ( $y$  axis) was found in the gTLD.

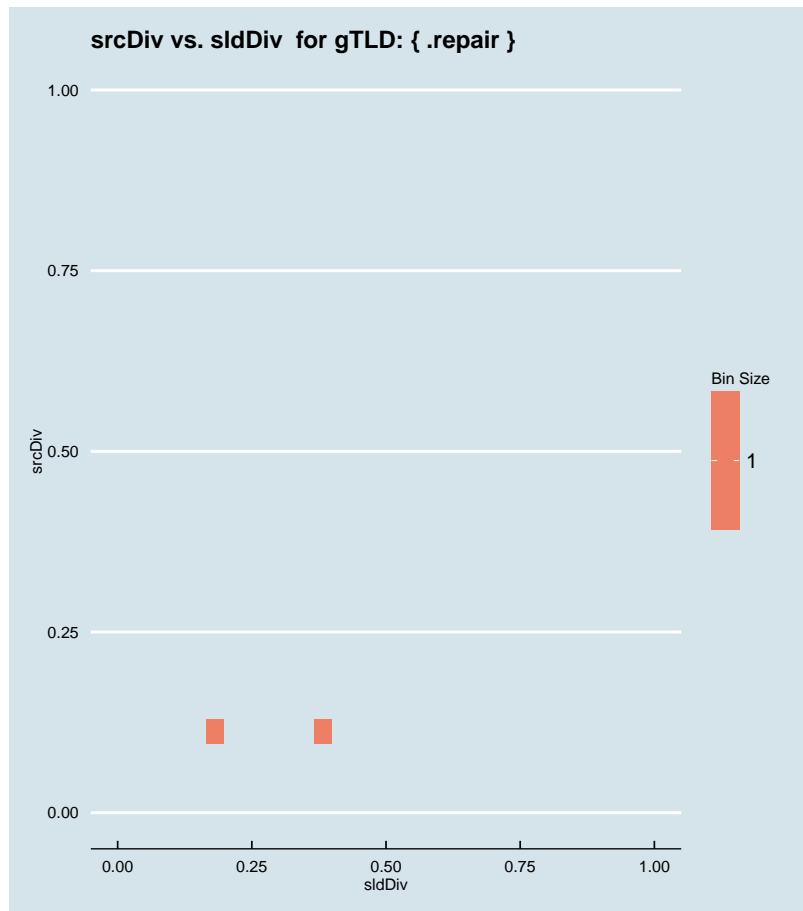


Figure 2.1396: Binned scatter-plot of srcDiv and sldDiv for gTLD: { .repair}.

### :: 2.956 Representative SLDs for gTLD: { .report}

In this section, we collect representative SLDs related to gTLD: 'report'. We found 3 unique SLDs after filtering. A total of 5907 records were considered representative and they are 42.271% of the gTLD dump. Since the total number of records for this gTLD is 5907, there are 0 non-representative records (NRep). In addition, this set comprises 2.42E-6 of the entire data-set. Table 2.699 shows the corresponding SLDs ordered by the level of importance. Figure 2.1397 shows the record count (PPM) for each representative SLD. Figure 2.1398 shows the binned scatter-plot of srcDiv and sldDiv.

► { .report}  
 Total SLDs: 3  
 a-sldDiv: 42.271%  
 a-oR: 0.000%  
 NRep: 0

Individual SLD descriptors for gTLD: {report}										
SLD	count	sldDiv	$\phi$ -sldDiv	ipcount	srcDiv	$\phi$ -srcDiv	oR	a-srcDiv	a-oR	rem
RANDOM13	0.002	0.159	1.000	4.24E-4	0.191	0.042	9.09E-7	0.159	9.09E-7	3688
INCATB	0.002	0.146	1.000	6.62E-4	0.325	0.081	8.35E-7	0.305	1.74E-6	1651
INCATF	0.002	0.118	1.000	2.41E-4	0.146	0.030	6.77E-7	0.423	2.42E-6	0

Table 2.699: Top 3 most significant SLDs for gTLD 'report'. The SLD list holds 42.271% of the entries found in the gTLD and 2.42E-6 of the total number of entries for the entire experiment. **count** represents the number of records found for the SLD (in parts per million). **sldDiv** is the raw count divided by the number of records of this gTLD dump file. **oR** is the ratio of raw count to the total number of records of the experiment.  $\phi$ -**sldDiv** represents the  $\phi$  percentile of sldDiv on the entire data-set. **a-srcDiv** is the cumulative srcDiv variable. **a-oR** is the cumulative oR.

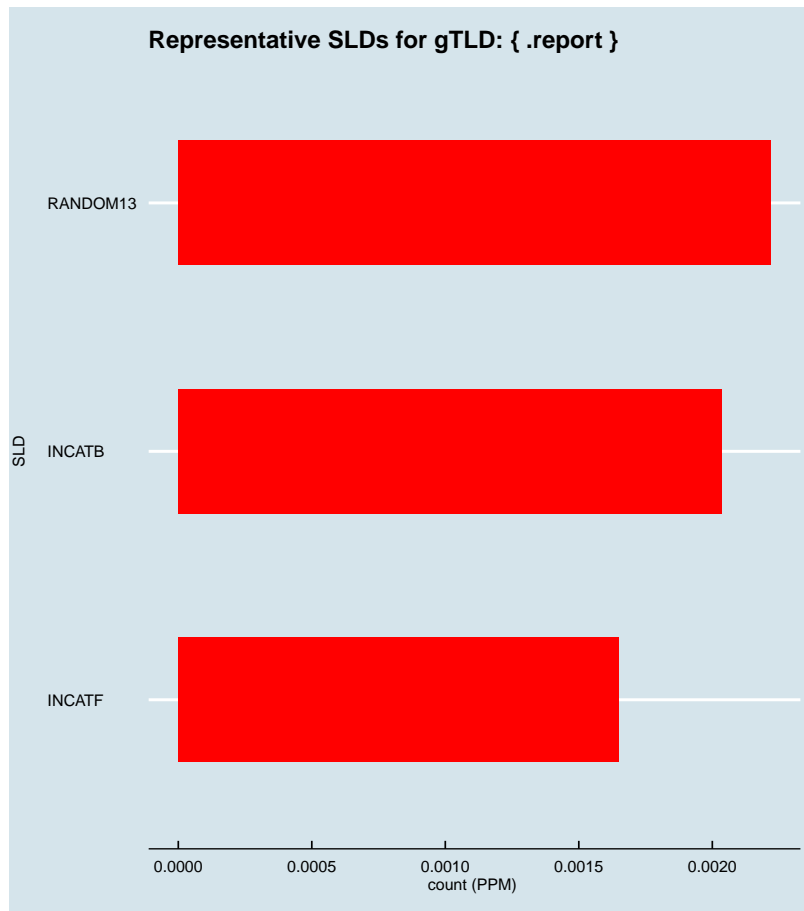


Figure 2.1397: Representative SLDs for gTLD: { .report}. The *x* axis displays number of times (in parts per million) the corresponding SLD (*y* axis) was found in the gTLD.

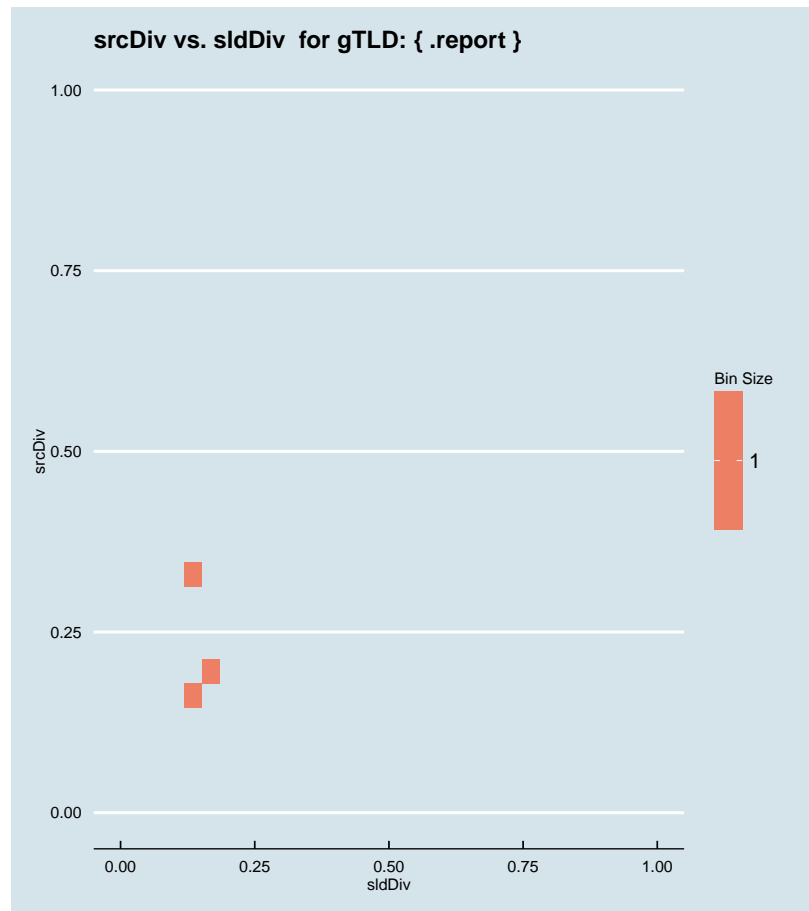


Figure 2.1398: Binned scatter-plot of srcDiv and sldDiv for gTLD: { .report}.

### :: 2.957 Representative SLDs for gTLD: { .republican }

In this section, we collect representative SLDs related to gTLD: 'republican'. We found 0 unique SLDs after filtering. A total of 0 records were considered representative and they are 0.000% of the gTLD dump. Since the total number of records for this gTLD is 0, there are 0 non-representative records (NRep). In addition, this set comprises 0E0 of the entire data-set.

► { .republican }  
Total SLDs: 0  
a-sldDiv: 0.000%  
a-oR: 0.000%  
NRep: 0

### :: 2.958 Representative SLDs for gTLD: { .rest }

In this section, we collect representative SLDs related to gTLD: 'rest'. We found 3

► { .rest }  
Total SLDs: 3  
a-sldDiv: 30.898%  
a-oR: 0.000%  
NRep: 0



unique SLDs after filtering. A total of 4437 records were considered representative and they are 30.898% of the gTLD dump. Since the total number of records for this gTLD is 4437, there are 0 non-representative records (NRep). In addition, this set comprises 1.82E−6 of the entire data-set. Table 2.700 shows the corresponding SLDs ordered by the level of importance. Figure 2.1399 shows the record count (PPM) for each representative SLD. Figure 2.1400 shows the binned scatter-plot of srcDiv and sldDiv.

Individual SLD descriptors for gTLD: {rest}										
SLD	count	sldDiv	$\phi$ -sldDiv	ipcount	srcDiv	$\phi$ -srcDiv	oR	a-srcDiv	a-oR	rem
RANDOM13	0.002	0.115	1.000	2.78E−4	0.168	0.037	6.77E−7	0.115	6.77E−7	2786
RANDOM10	0.001	0.097	1.000	3.11E−4	0.222	0.053	5.73E−7	0.212	1.25E−6	1388
INVALID	0.001	0.097	1.000	9.7E−5	0.070	0.010	5.69E−7	0.309	1.82E−6	0

Table 2.700: Top 3 most significant SLDs for gTLD 'rest'. The SLD list holds 30.898% of the entries found in the gTLD and 1.82E−6 of the total number of entries for the entire experiment. **count** represents the number of records found for the SLD (in parts per million). **sldDiv** is the raw count divided by the number of records of this gTLD dump file. **oR** is the ratio of raw count to the total number of records of the experiment.  **$\phi$ -sldDiv** represents the  $\phi$  percentile of sldDiv on the entire data-set. **a-srcDiv** is the cumulative srcDiv variable. **a-oR** is the cumulative oR.

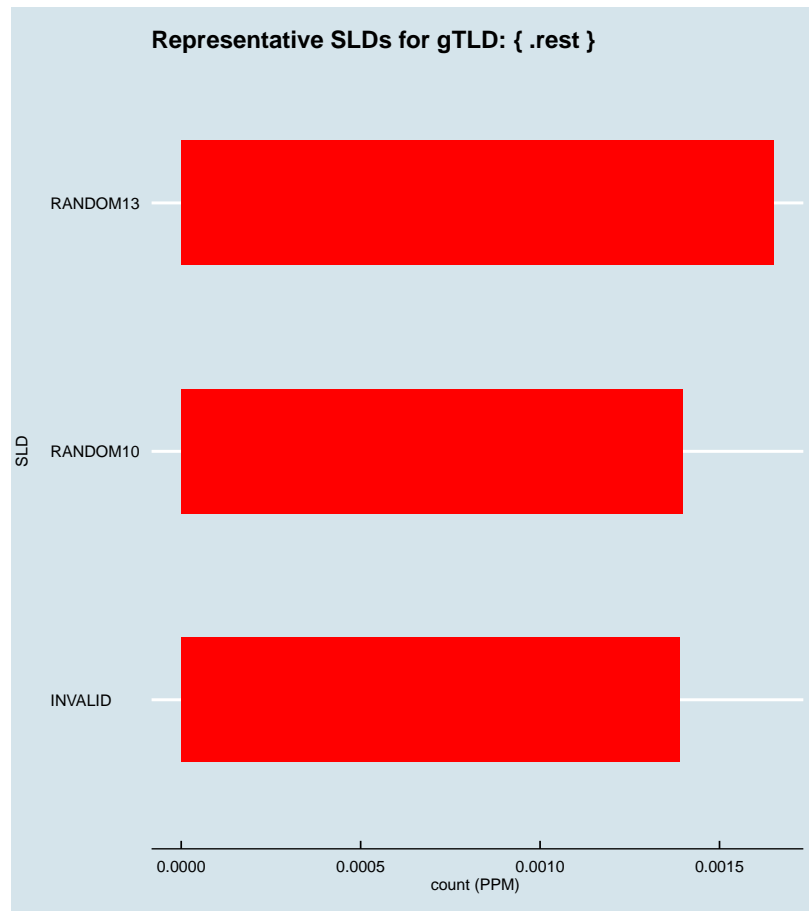


Figure 2.1399: Representative SLDs for gTLD: { .rest }. The  $x$  axis displays number of times (in parts per million) the corresponding SLD ( $y$  axis) was found in the gTLD.

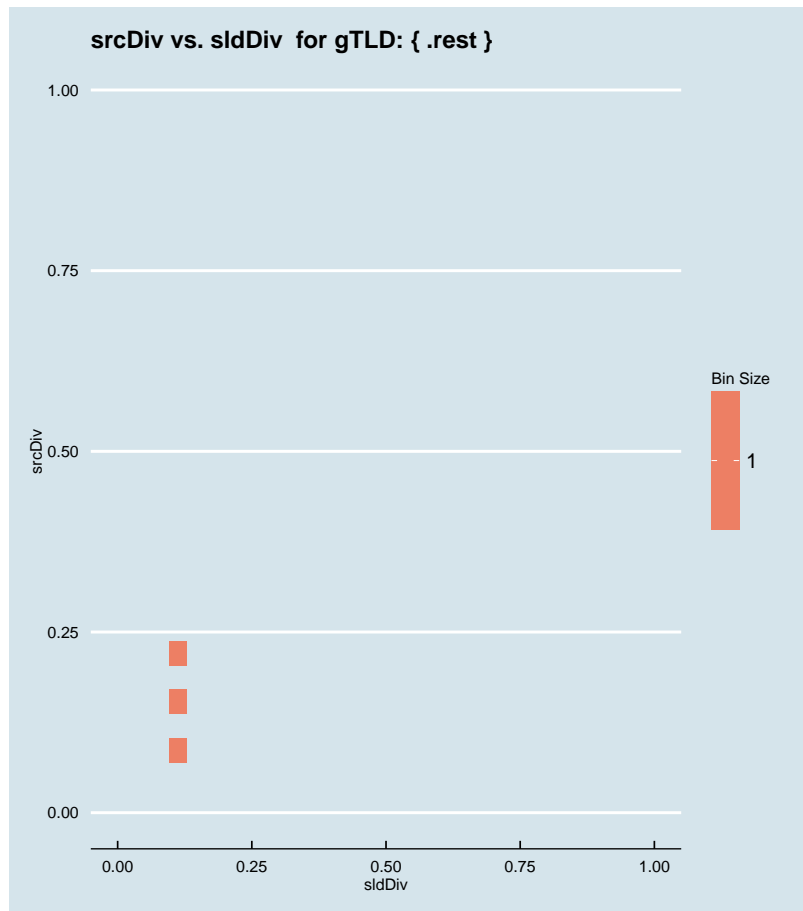


Figure 2.1400: Binned scatter-plot of srcDiv and sldDiv for gTLD: {.rest}.

### :: 2.959 Representative SLDs for gTLD: {.restaurant}

In this section, we collect representative SLDs related to gTLD: 'restaurant'. We found 4 unique SLDs after filtering. A total of 7871 records were considered representative and they are 56.157% of the gTLD dump. Since the total number of records for this gTLD is 7871, there are 0 non-representative records (NRep). In addition, this set comprises 3.23E-6 of the entire data-set. Table 2.701 shows the corresponding SLDs ordered by the level of importance. Figure 2.1401 shows the record count (PPM) for each representative SLD. Figure 2.1402 shows the binned scatter-plot of srcDiv and sldDiv.

► {.restaurant}  
 Total SLDs: 4  
 a-sldDiv: 56.157%  
 a-oR: 0.000%  
 NRep: 0



Individual SLD descriptors for gTLD: {restaurant}										
SLD	count	sldDiv	$\phi$ -sldDiv	ipcount	srcDiv	$\phi$ -srcDiv	oR	a-srcDiv	a-oR	rem
INVALID	0.003	0.243	1.000	3E-4	0.088	0.014	1.39E-6	0.243	1.39E-6	4468
RANDOM13	0.002	0.124	1.000	2.85E-4	0.163	0.034	7.15E-7	0.367	2.11E-6	2724
RANDOM10	0.002	0.108	1.000	2.49E-4	0.164	0.034	6.22E-7	0.476	2.73E-6	1205
theofficel...	0.001	0.086	1.000	2.9E-5	0.024	0.002	4.94E-7	0.562	3.23E-6	0

Table 2.701: Top 4 most significant SLDs for gTLD 'restaurant'. The SLD list holds 56.157% of the entries found in the gTLD and 3.23E-6 of the total number of entries for the entire experiment. **count** represents the number of records found for the SLD (in parts per million). **sldDiv** is the raw count divided by the number of records of this gTLD dump file. **oR** is the ratio of raw count to the total number of records of the experiment.  $\phi$ -**sldDiv** represents the  $\phi$  percentile of sldDiv on the entire data-set. **a-srcDiv** is the cumulative srcDiv variable. **a-oR** is the cumulative oR.

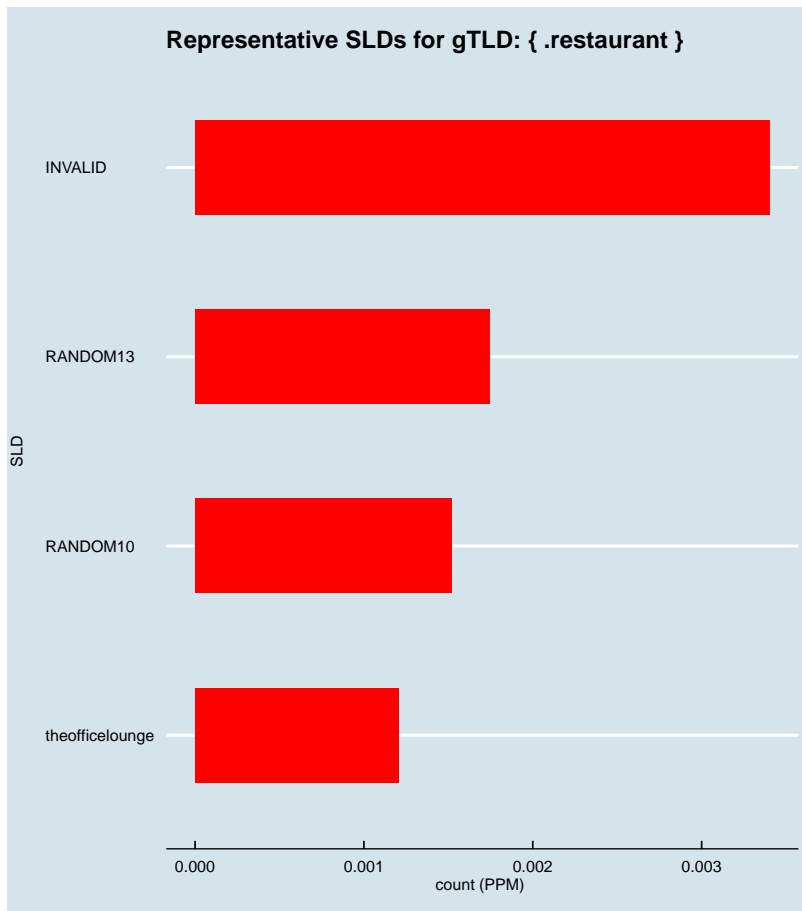


Figure 2.1401: Representative SLDs for gTLD: { .restaurant}. The x axis displays number of times (in parts per million) the corresponding SLD (y axis) was found in the gTLD.

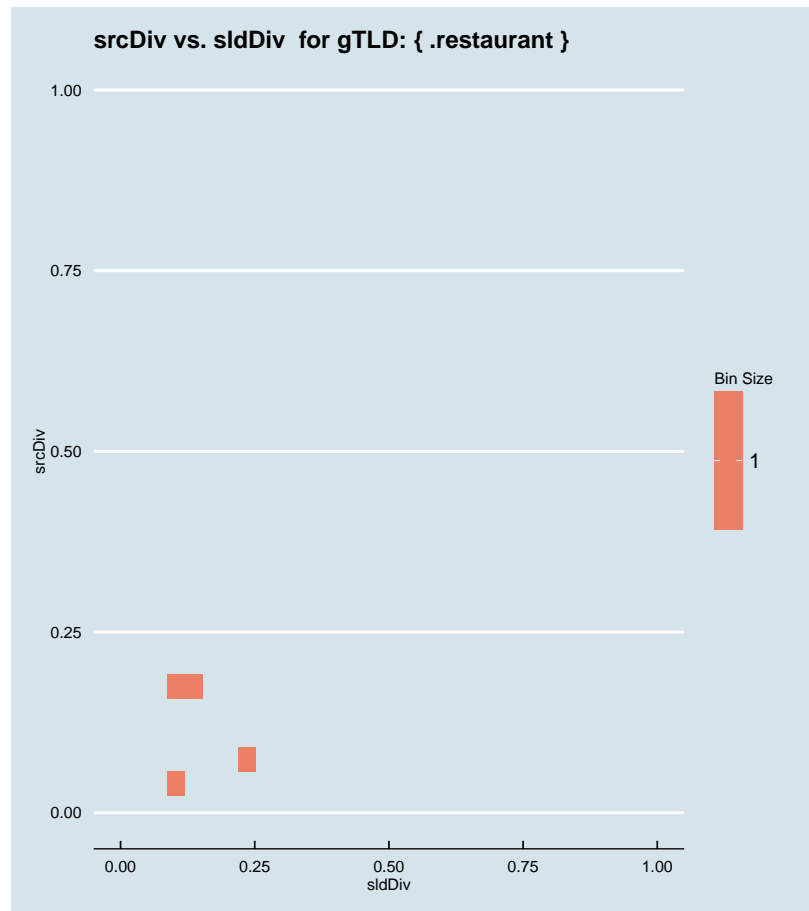


Figure 2.1402: Binned scatter-plot of srcDiv and sldDiv for gTLD: {.restaurant}.

### :: 2.960 Representative SLDs for gTLD: {.retirement}

In this section, we collect representative SLDs related to gTLD: 'retirement'. We found 0 unique SLDs after filtering. A total of 0 records were considered representative and they are 0.000% of the gTLD dump. Since the total number of records for this gTLD is 0, there are 0 non-representative records (NRep). In addition, this set comprises 0E0 of the entire data-set.

▶ {.retirement}  
Total SLDs: 0  
a-sldDiv: 0.000%  
a-oR: 0.000%  
NRep: 0

### :: 2.961 Representative SLDs for gTLD: {.review}

In this section, we collect representative SLDs related to gTLD: 'review'. We found 3

▶ {.review}  
Total SLDs: 3  
a-sldDiv: 72.812%  
a-oR: 0.000%  
NRep: 0



unique SLDs after filtering. A total of 10190 records were considered representative and they are 72.812% of the gTLD dump. Since the total number of records for this gTLD is 10190, there are 0 non-representative records (NRep). In addition, this set comprises  $4.18E-6$  of the entire data-set. Table 2.702 shows the corresponding SLDs ordered by the level of importance. Figure 2.1403 shows the record count (PPM) for each representative SLD. Figure 2.1404 shows the binned scatter-plot of srcDiv and sldDiv.

Individual SLD descriptors for gTLD: {review}										
SLD	count	sldDiv	$\phi$ -sldDiv	ipcount	srcDiv	$\phi$ -srcDiv	oR	a-srcDiv	a-oR	rem
trustcom	0.005	0.360	1.000	$1.27E-4$	0.025	0.002	$2.07E-6$	0.360	$2.07E-6$	5148
INCATB	0.003	0.224	1.000	0.002	0.550	0.183	$1.28E-6$	0.584	$3.35E-6$	2016
INCATD	0.002	0.144	1.000	$1.14E-4$	0.057	0.007	$8.26E-7$	0.728	$4.18E-6$	0

Table 2.702: Top 3 most significant SLDs for gTLD 'review'. The SLD list holds 72.812% of the entries found in the gTLD and  $4.18E-6$  of the total number of entries for the entire experiment. **count** represents the number of records found for the SLD (in parts per million). **sldDiv** is the raw count divided by the number of records of this gTLD dump file. **oR** is the ratio of raw count to the total number of records of the experiment.  **$\phi$ -sldDiv** represents the  $\phi$  percentile of sldDiv on the entire data-set. **a-srcDiv** is the cumulative srcDiv variable. **a-oR** is the cumulative oR.

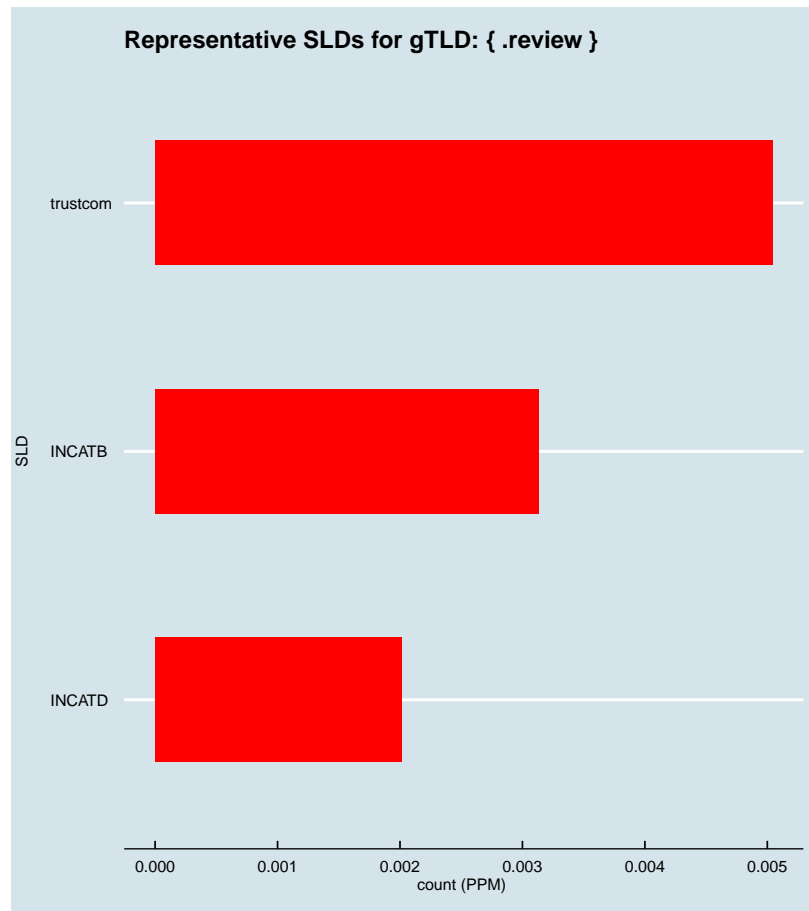


Figure 2.1403: Representative SLDs for gTLD: { .review }. The  $x$  axis displays number of times (in parts per million) the corresponding SLD ( $y$  axis) was found in the gTLD.

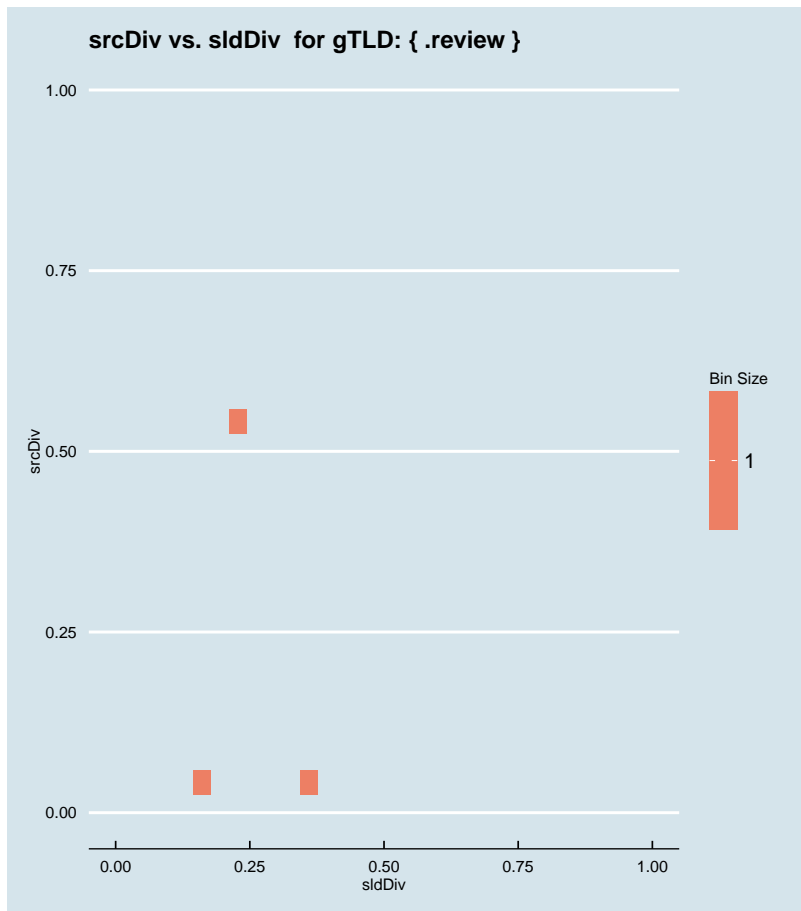


Figure 2.1404: Binned scatter-plot of srcDiv and sldDiv for gTLD: { .review }.

∴ 2.962 Representative SLDs for gTLD: { .reviews }

In this section, we collect representative SLDs related to gTLD: 'reviews'. We found 0 unique SLDs after filtering. A total of 0 records were considered representative and they are 0.000% of the gTLD dump. Since the total number of records for this gTLD is 0, there are 0 non-representative records (NRep). In addition, this set comprises 0E0 of the entire data-set.

```
► { .reviews }
Total SLDs: 0
a-sldDiv: 0.000%
a-oR: 0.000%
NRep: 0
```

∴ 2.963 Representative SLDs for gTLD: { .rexroth }

In this section, we collect representative SLDs related to gTLD: 'rexroth'. We found 0

```
► { .rexroth }
Total SLDs: 0
a-sldDiv: 0.000%
a-oR: 0.000%
NRep: 0
```

unique SLDs after filtering. A total of 0 records were considered representative and they are 0.000% of the gTLD dump. Since the total number of records for this gTLD is 0, there are 0 non-representative records (NRep). In addition, this set comprises 0E0 of the entire data-set.

## :: 2.964 Representative SLDs for gTLD: {.rich}

In this section, we collect representative SLDs related to gTLD: 'rich'. We found 8 unique SLDs after filtering. A total of 27440 records were considered representative and they are 76.775% of the gTLD dump. Since the total number of records for this gTLD is 27440, there are 0 non-representative records (NRep). In addition, this set comprises 1.12E−5 of the entire data-set. Table 2.703 shows the corresponding SLDs ordered by the level of importance. Figure 2.1405 shows the record count (PPM) for each representative SLD. Figure 2.1406 shows the binned scatter-plot of srcDiv and sldDiv.

▶ {.rich}  
Total SLDs: 8  
a-sldDiv: 76.775%  
a-oR: 0.001%  
NRep: 0

Individual SLD descriptors for gTLD: {.rich}										
SLD	count	sldDiv	$\phi$ -sldDiv	ipcount	srcDiv	$\phi$ -srcDiv	oR	a-srcDiv	a-oR	rem
INVALID	0.009	0.242	1.000	8.33E−4	0.096	0.016	3.54E−6	0.242	3.54E−6	18799
INCATB	0.005	0.132	1.000	0.001	0.281	0.071	1.93E−6	0.374	5.47E−6	14090
RANDOM10	0.004	0.104	1.000	8.42E−4	0.226	0.053	1.53E−6	0.478	7E−6	10361
wpad	0.003	0.090	1.000	0.001	0.369	0.102	1.32E−6	0.568	8.32E−6	7140
INCATC	0.002	0.056	1.000	4.53E−4	0.225	0.053	8.26E−7	0.624	9.15E−6	5124
isatap	0.002	0.056	1.000	8.5E−4	0.426	0.117	8.18E−7	0.680	9.96E−6	3127
RANDOM13	0.002	0.049	1.000	4.75E−4	0.269	0.068	7.23E−7	0.730	1.07E−5	1362
INCATE	0.001	0.038	1.000	9.37E−4	0.688	0.234	5.58E−7	0.768	1.12E−5	0

Table 2.703: Top 8 most significant SLDs for gTLD 'rich'. The SLD list holds 76.775% of the entries found in the gTLD and 1.12E−5 of the total number of entries for the entire experiment. **count** represents the number of records found for the SLD (in parts per million). **sldDiv** is the raw count divided by the number of records of this gTLD dump file. **oR** is the ratio of raw count to the total number of records of the experiment.  **$\phi$ -sldDiv** represents the  $\phi$  percentile of sldDiv on the entire data-set. **a-srcDiv** is the cumulative srcDiv variable. **a-oR** is the cumulative oR.

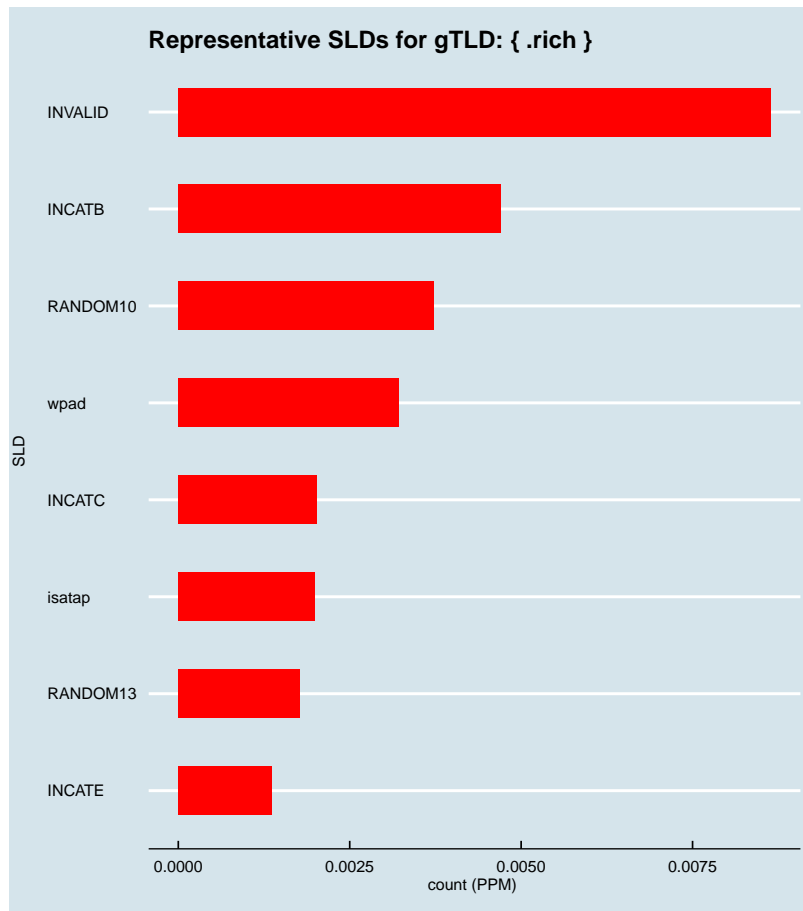


Figure 2.1405: Representative SLDs for gTLD: { .rich }. The x axis displays number of times (in parts per million) the corresponding SLD (y axis) was found in the gTLD.



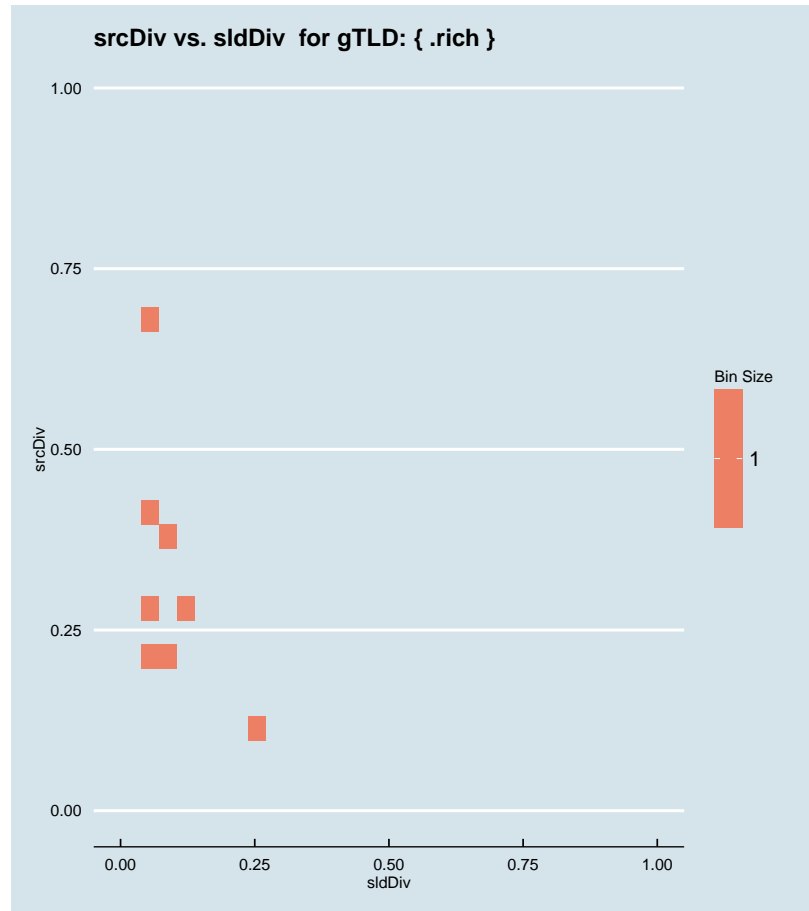


Figure 2.1406: Binned scatter-plot of srcDiv and sldDiv for gTLD: {.rich}.

### :: 2.965 Representative SLDs for gTLD: {.richardli}

In this section, we collect representative SLDs related to gTLD: 'richardli'. We found 0 unique SLDs after filtering. A total of 0 records were considered representative and they are 0.000% of the gTLD dump. Since the total number of records for this gTLD is 0, there are 0 non-representative records (NRep). In addition, this set comprises 0E0 of the entire data-set.

► {.richardli}  
Total SLDs: 0  
a-sldDiv: 0.000%  
a-oR: 0.000%  
NRep: 0

### :: 2.966 Representative SLDs for gTLD: {.ricoh}

In this section, we collect representative SLDs related to gTLD: 'ricoh'. We found 2

► {.ricoh}  
Total SLDs: 2  
a-sldDiv: 27.996%  
a-oR: 0.000%  
NRep: 0

unique SLDs after filtering. A total of 3212 records were considered representative and they are 27.996% of the gTLD dump. Since the total number of records for this gTLD is 3212, there are 0 non-representative records (NRep). In addition, this set comprises 1.32E−6 of the entire data-set. Table 2.704 shows the corresponding SLDs ordered by the level of importance. Figure 2.1407 shows the record count (PPM) for each representative SLD. Figure 2.1408 shows the binned scatter-plot of srcDiv and sldDiv.

Individual SLD descriptors for gTLD: {ricoh}										
SLD	count	sldDiv	$\phi$ -sldDiv	ipcount	srcDiv	$\phi$ -srcDiv	oR	a-srcDiv	a-oR	rem
RANDOM13	0.002	0.149	1.000	3.54E−4	0.207	0.048	7E−7	0.149	7E−7	1503
INCATF	0.002	0.131	1.000	5.4E−5	0.036	0.004	6.16E−7	0.280	1.32E−6	0

Table 2.704: Top 2 most significant SLDs for gTLD 'ricoh'. The SLD list holds 27.996% of the entries found in the gTLD and 1.32E−6 of the total number of entries for the entire experiment. **count** represents the number of records found for the SLD (in parts per million). **sldDiv** is the raw count divided by the number of records of this gTLD dump file. **oR** is the ratio of raw count to the total number of records of the experiment.  **$\phi$ -sldDiv** represents the  $\phi$  percentile of sldDiv on the entire data-set. **a-srcDiv** is the cumulative srcDiv variable. **a-oR** is the cumulative oR.

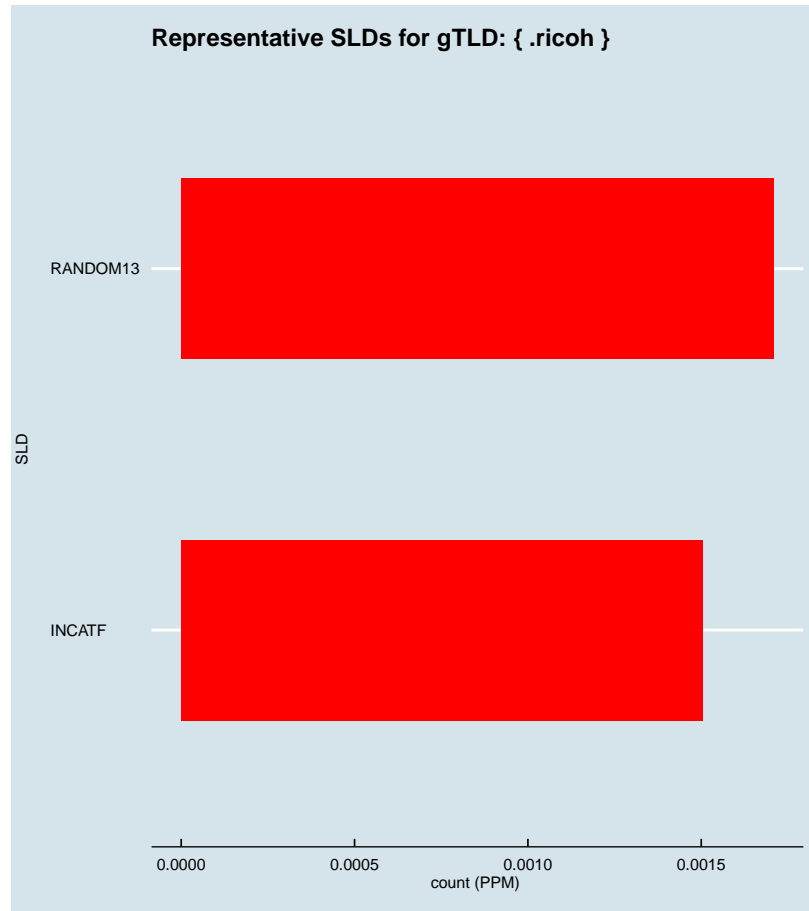


Figure 2.1407: Representative SLDs for gTLD: { .ricoh }. The  $x$  axis displays number of times (in parts per million) the corresponding SLD ( $y$  axis) was found in the gTLD.

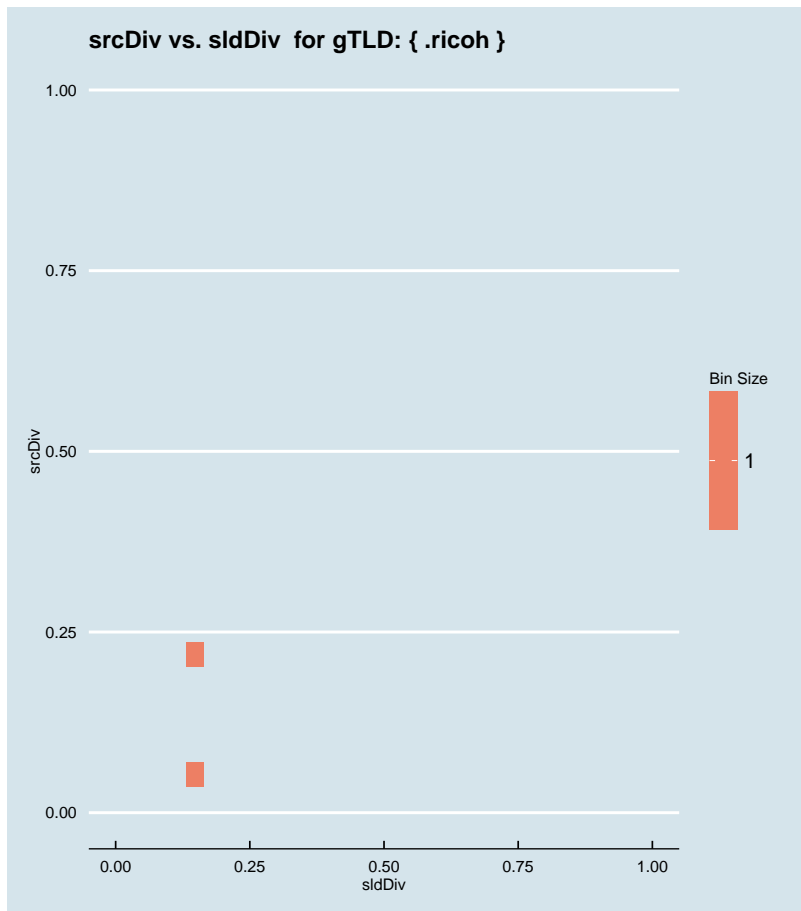


Figure 2.1408: Binned scatter-plot of srcDiv and sldDiv for gTLD: { .ricoh }.

∴ 2.967 Representative SLDs for gTLD: { .rightathome }

In this section, we collect representative SLDs related to gTLD: 'rightathome'. We found 0 unique SLDs after filtering. A total of 0 records were considered representative and they are 0.000% of the gTLD dump. Since the total number of records for this gTLD is 0, there are 0 non-representative records (NRep). In addition, this set comprises 0E0 of the entire data-set.

► { .rightathome }  
 Total SLDs: 0  
 a-sldDiv: 0.000%  
 a-oR: 0.000%  
 NRep: 0

∴ 2.968 Representative SLDs for gTLD: { .ril }

In this section, we collect representative SLDs related to gTLD: 'ril'. We found 3 unique

► { .ril }  
 Total SLDs: 3  
 a-sldDiv: 65.851%  
 a-oR: 0.000%  
 NRep: 0

SLDs after filtering. A total of 11028 records were considered representative and they are 65.851% of the gTLD dump. Since the total number of records for this gTLD is 11028, there are 0 non-representative records (NRep). In addition, this set comprises  $4.52E-6$  of the entire data-set. Table 2.705 shows the corresponding SLDs ordered by the level of importance. Figure 2.1409 shows the record count (PPM) for each representative SLD. Figure 2.1410 shows the binned scatter-plot of srcDiv and sldDiv.

Individual SLD descriptors for gTLD: {ril}										
SLD	count	sldDiv	$\phi$ -sldDiv	ipcount	srcDiv	$\phi$ -srcDiv	oR	a-srcDiv	a-oR	rem
INCATB	0.005	0.328	1.000	$1.77E-4$	0.032	0.003	$2.25E-6$	0.328	$2.25E-6$	5529
RANDOM13	0.004	0.220	1.000	$1.36E-4$	0.037	0.004	$1.51E-6$	0.548	$3.76E-6$	1852
INCATF	0.002	0.111	1.000	$5.2E-5$	0.028	0.002	$7.59E-7$	0.659	$4.52E-6$	0

Table 2.705: Top 3 most significant SLDs for gTLD 'ril'. The SLD list holds 65.851% of the entries found in the gTLD and  $4.52E-6$  of the total number of entries for the entire experiment. **count** represents the number of records found for the SLD (in parts per million). **sldDiv** is the raw count divided by the number of records of this gTLD dump file. **oR** is the ratio of raw count to the total number of records of the experiment.  **$\phi$ -sldDiv** represents the  $\phi$  percentile of sldDiv on the entire data-set. **a-srcDiv** is the cumulative srcDiv variable. **a-oR** is the cumulative oR.

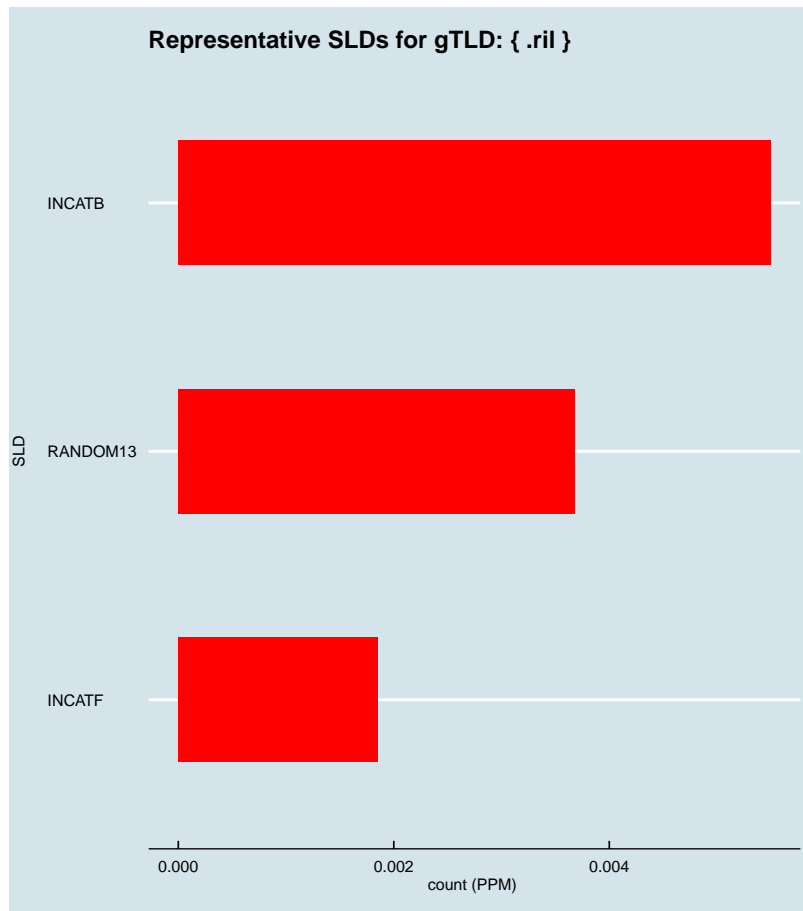


Figure 2.1409: Representative SLDs for gTLD: { .ril}. The x axis displays number of times (in parts per million) the corresponding SLD (y axis) was found in the gTLD.

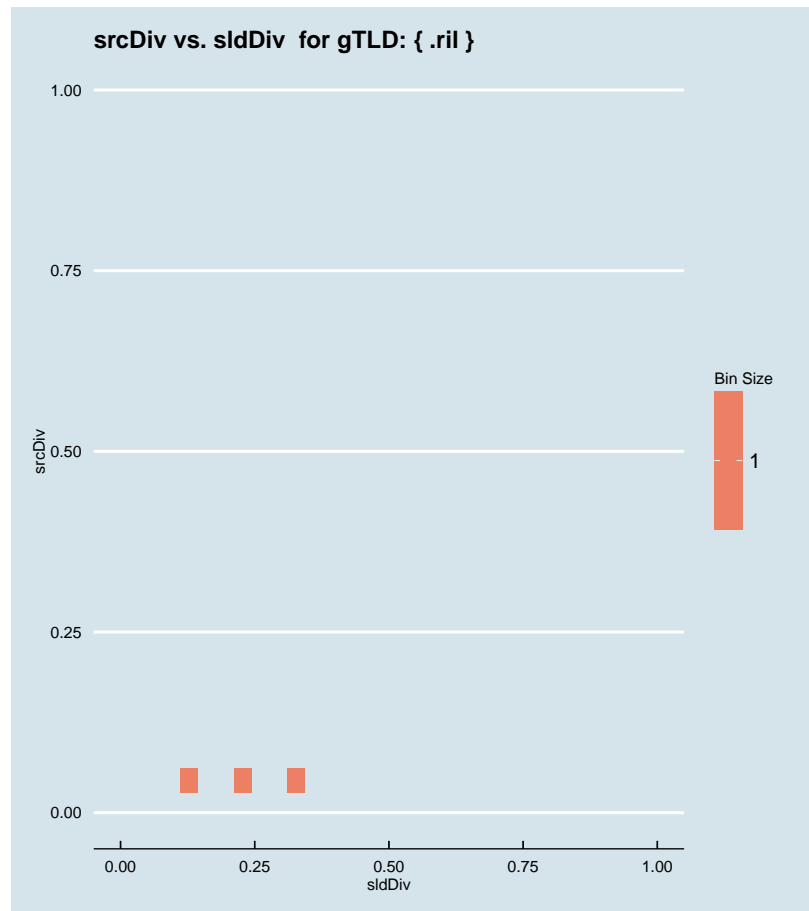


Figure 2.1410: Binned scatter-plot of srcDiv and sldDiv for gTLD: { .ril}.

### :: 2.969 Representative SLDs for gTLD: { .rio }

In this section, we collect representative SLDs related to gTLD: 'rio'. We found 16 unique SLDs after filtering. A total of 63662 records were considered representative and they are 74.293% of the gTLD dump. Since the total number of records for this gTLD is 63662, there are 0 non-representative records (NRep). In addition, this set comprises 2.61E-5 of the entire data-set. Table 2.706 shows the corresponding SLDs ordered by the level of importance. Figure 2.1411 shows the record count (PPM) for each representative SLD. Figure 2.1412 shows the binned scatter-plot of srcDiv and sldDiv.

► { .rio }  
Total SLDs: 16  
a-sldDiv: 74.293%  
a-oR: 0.003%  
NRep: 0

Individual SLD descriptors for gTLD: {rio}										
SLD	count	sldDiv	$\phi$ -sldDiv	ipcount	srcDiv	$\phi$ -srcDiv	oR	a-srcDiv	a-oR	rem
INCATB	0.010	0.113	1.000	8.62E-4	0.089	0.014	3.96E-6	0.113	3.96E-6	54003
INCATF	0.009	0.108	1.000	6.28E-4	0.068	0.010	3.81E-6	0.221	7.76E-6	44715
RANDOM10	0.007	0.087	1.000	6.03E-4	0.081	0.012	3.05E-6	0.308	1.08E-5	37268
RANDOM13	0.007	0.081	1.000	6.66E-4	0.096	0.016	2.83E-6	0.389	1.36E-5	30360
INVALID	0.006	0.073	1.000	5.65E-4	0.090	0.014	2.57E-6	0.462	1.62E-5	24085
ciee	0.004	0.046	1.000	6.9E-5	0.018	0.001	1.61E-6	0.508	1.78E-5	20146
INCATD	0.004	0.046	1.000	1.75E-4	0.045	0.005	1.61E-6	0.554	1.94E-5	16217
gmb	0.004	0.041	1.000	0.001	0.370	0.102	1.45E-6	0.595	2.09E-5	12683
dofi	0.002	0.028	0.999	4E-6	0.002	3.88E-5	9.77E-7	0.623	2.19E-5	10298
msf	0.002	0.023	0.999	1.09E-4	0.054	0.007	8.23E-7	0.646	2.27E-5	8290
wpad	0.002	0.019	0.999	4.13E-4	0.250	0.057	6.78E-7	0.665	2.34E-5	6635
isatap	0.001	0.017	0.999	4.55E-4	0.310	0.079	6.01E-7	0.683	2.4E-5	5169
INCATC	0.001	0.016	0.999	6.78E-4	0.503	0.177	5.53E-7	0.698	2.45E-5	3820
sicor	0.001	0.015	0.999	6E-6	0.005	1.67E-4	5.38E-7	0.714	2.51E-5	2508
lab	0.001	0.015	0.999	6E-6	0.005	1.69E-4	5.33E-7	0.729	2.56E-5	1207
mapamar	0.001	0.014	0.999	2.6E-5	0.022	0.002	4.95E-7	0.743	2.61E-5	0

Table 2.706: Top 16 most significant SLDs for gTLD 'rio'. The SLD list holds 74.293% of the entries found in the gTLD and 2.61E-5 of the total number of entries for the entire experiment. **count** represents the number of records found for the SLD (in parts per million). **sldDiv** is the raw count divided by the number of records of this gTLD dump file. **oR** is the ratio of raw count to the total number of records of the experiment.  $\phi$ -**sldDiv** represents the  $\phi$  percentile of sldDiv on the entire data-set. **a-srcDiv** is the cumulative srcDiv variable. **a-oR** is the cumulative oR.



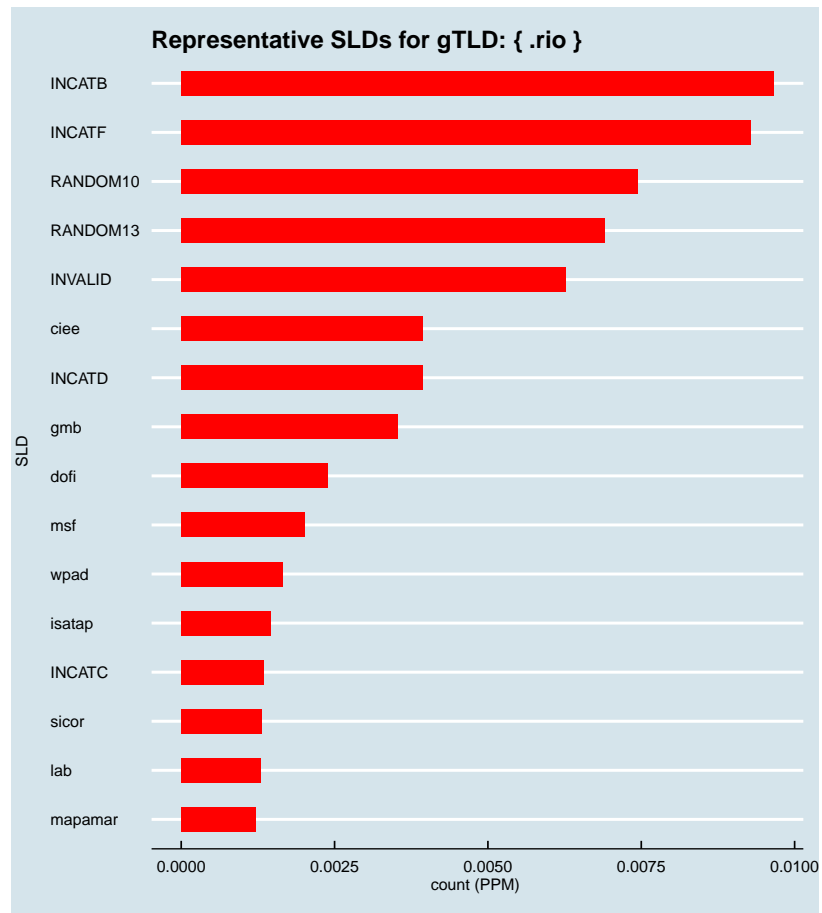


Figure 2.1411: Representative SLDs for gTLD: { .rio }. The  $x$  axis displays number of times (in parts per million) the corresponding SLD ( $y$  axis) was found in the gTLD.

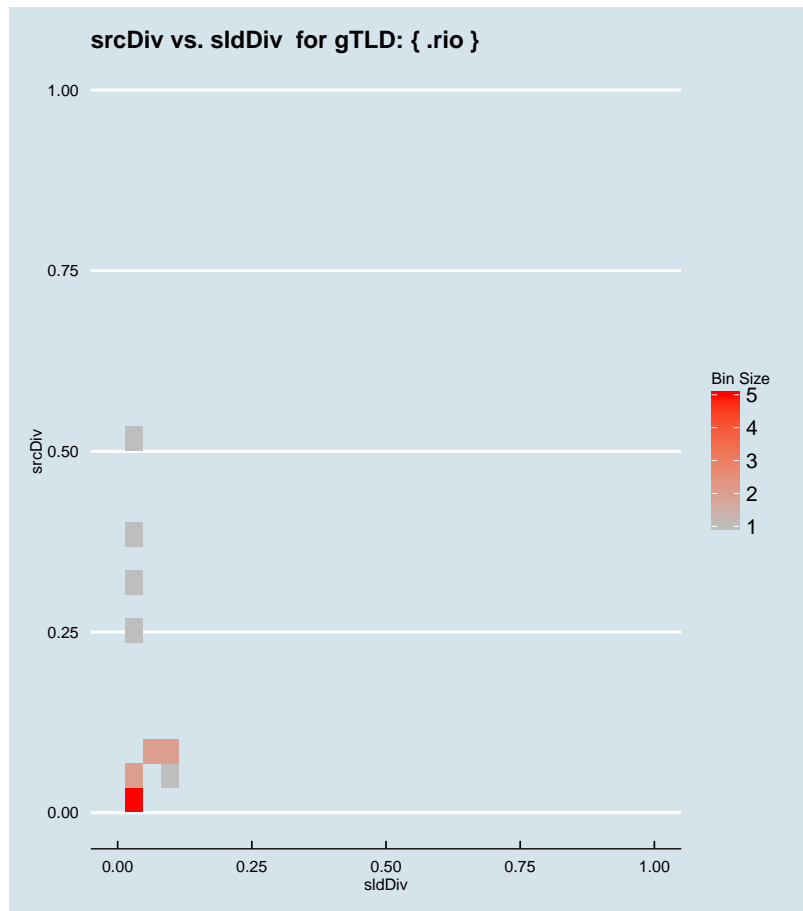


Figure 2.1412: Binned scatter-plot of srcDiv and sldDiv for gTLD: { .rio }.

### :: 2.970 Representative SLDs for gTLD: { .rip }

In this section, we collect representative SLDs related to gTLD: 'rip'. We found 5 unique SLDs after filtering. A total of 13340 records were considered representative and they are 55.961% of the gTLD dump. Since the total number of records for this gTLD is 13340, there are 0 non-representative records (NRep). In addition, this set comprises  $5.47E-6$  of the entire data-set. Table 2.707 shows the corresponding SLDs ordered by the level of importance. Figure 2.1413 shows the record count (PPM) for each representative SLD. Figure 2.1414 shows the binned scatter-plot of srcDiv and sldDiv.

► { .rip }  
 Total SLDs: 5  
 a-sldDiv: 55.961%  
 a-oR: 0.001%  
 NRep: 0

Individual SLD descriptors for gTLD: {.rip}										
SLD	count	sldDiv	$\phi$ -sldDiv	ipcount	srcDiv	$\phi$ -srcDiv	oR	a-srcDiv	a-oR	rem
INVALID	0.005	0.190	1.000	4E-4	0.088	0.014	1.86E-6	0.190	1.86E-6	8802
INCATB	0.004	0.158	1.000	2.47E-4	0.066	0.009	1.54E-6	0.348	3.4E-6	5040
RANDOM13	0.002	0.087	1.000	5.46E-4	0.264	0.067	8.47E-7	0.435	4.25E-6	2972
RANDOM10	0.002	0.072	1.000	2.1E-4	0.122	0.022	7.03E-7	0.507	4.95E-6	1257
INCATC	0.001	0.053	1.000	2.99E-4	0.238	0.056	5.15E-7	0.560	5.47E-6	0

Table 2.707: Top 5 most significant SLDs for gTLD 'rip'. The SLD list holds 55.961% of the entries found in the gTLD and 5.47E-6 of the total number of entries for the entire experiment. **count** represents the number of records found for the SLD (in parts per million). **sldDiv** is the raw count divided by the number of records of this gTLD dump file. **oR** is the ratio of raw count to the total number of records of the experiment.  **$\phi$ -sldDiv** represents the  $\phi$  percentile of sldDiv on the entire data-set. **a-srcDiv** is the cumulative srcDiv variable. **a-oR** is the cumulative oR.

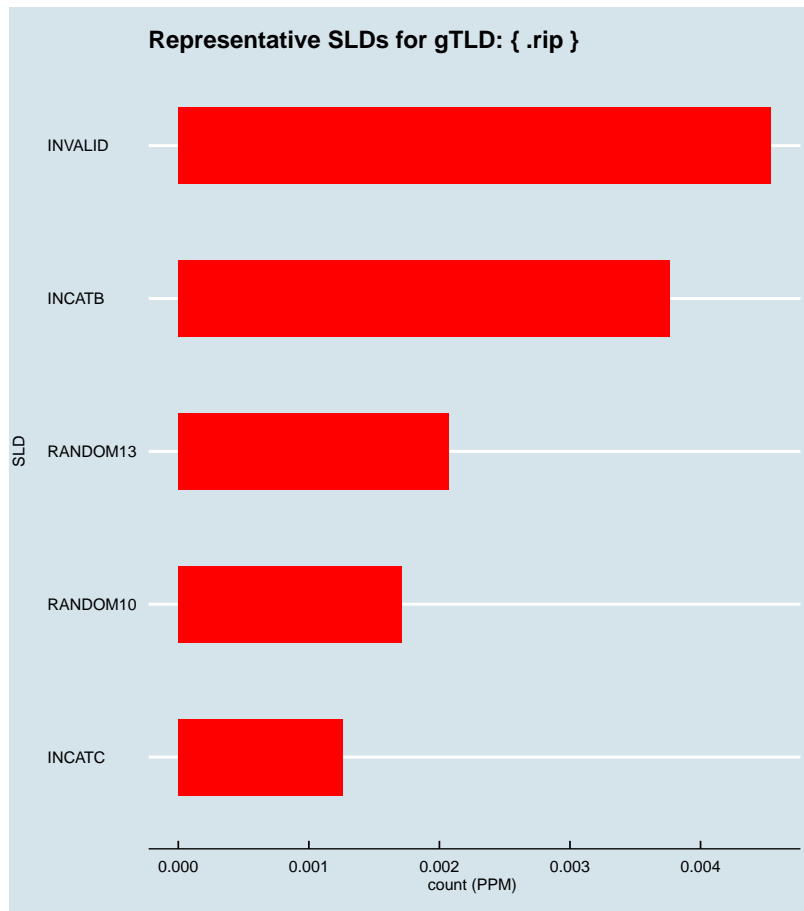


Figure 2.1413: Representative SLDs for gTLD: { .rip}. The x axis displays number of times (in parts per million) the corresponding SLD (y axis) was found in the gTLD.

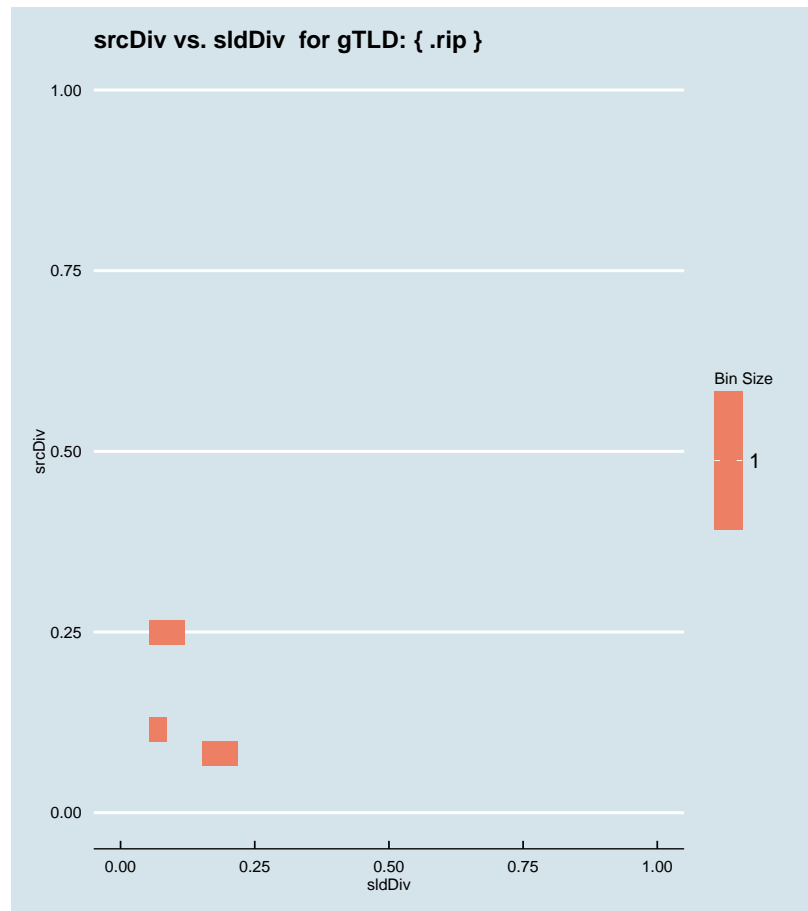


Figure 2.1414: Binned scatter-plot of srcDiv and sldDiv for gTLD: {.rip}.

### :: 2.971 Representative SLDs for gTLD: {.rmit}

In this section, we collect representative SLDs related to gTLD: 'rmit'. We found 0 unique SLDs after filtering. A total of 0 records were considered representative and they are 0.000% of the gTLD dump. Since the total number of records for this gTLD is 0, there are 0 non-representative records (NRep). In addition, this set comprises 0E0 of the entire data-set.

► {.rmit}  
Total SLDs: 0  
a-sldDiv: 0.000%  
a-oR: 0.000%  
NRep: 0

### :: 2.972 Representative SLDs for gTLD: {.rocher}

In this section, we collect representative SLDs related to gTLD: 'rocher'. We found 1

► {.rocher}  
Total SLDs: 1  
a-sldDiv: 86.873%  
a-oR: 0.000%  
NRep: 0



unique SLDs after filtering. A total of 1264 records were considered representative and they are 86.873% of the gTLD dump. Since the total number of records for this gTLD is 1264, there are 0 non-representative records (NRep). In addition, this set comprises  $5.18E-7$  of the entire data-set. Table 2.708 shows the corresponding SLDs ordered by the level of importance. Figure 2.1415 shows the record count (PPM) for each representative SLD. Figure 2.1416 shows the binned scatter-plot of srcDiv and sldDiv.

Individual SLD descriptors for gTLD: {rocher}										
SLD	count	sldDiv	$\phi$ -sldDiv	ipcount	srcDiv	$\phi$ -srcDiv	oR	a-srcDiv	a-oR	rem
darkordi	0.001	0.869	1.000	$7.78E-4$	0.616	0.201	$5.18E-7$	0.869	$5.18E-7$	0

Table 2.708: Top 1 most significant SLDs for gTLD 'rocher'. The SLD list holds 86.873% of the entries found in the gTLD and  $5.18E-7$  of the total number of entries for the entire experiment. **count** represents the number of records found for the SLD (in parts per million). **sldDiv** is the raw count divided by the number of records of this gTLD dump file. **oR** is the ratio of raw count to the total number of records of the experiment.  **$\phi$ -sldDiv** represents the  $\phi$  percentile of sldDiv on the entire data-set. **a-srcDiv** is the cumulative srcDiv variable. **a-oR** is the cumulative oR.

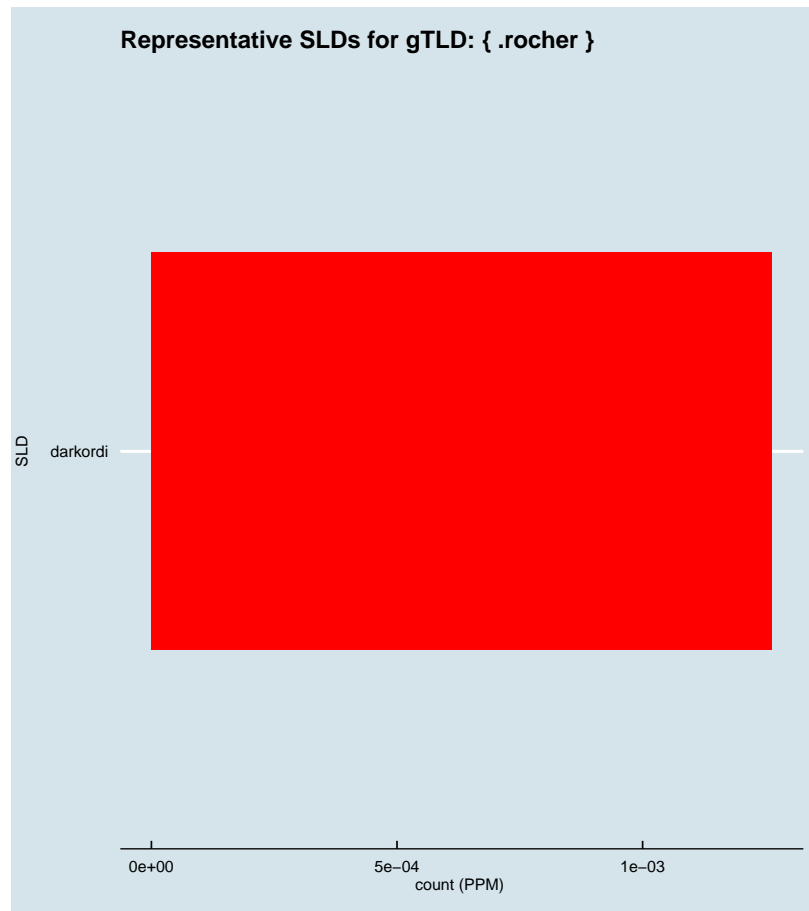


Figure 2.1415: Representative SLDs for gTLD: { .rocher }. The  $x$  axis displays number of times (in parts per million) the corresponding SLD ( $y$  axis) was found in the gTLD.

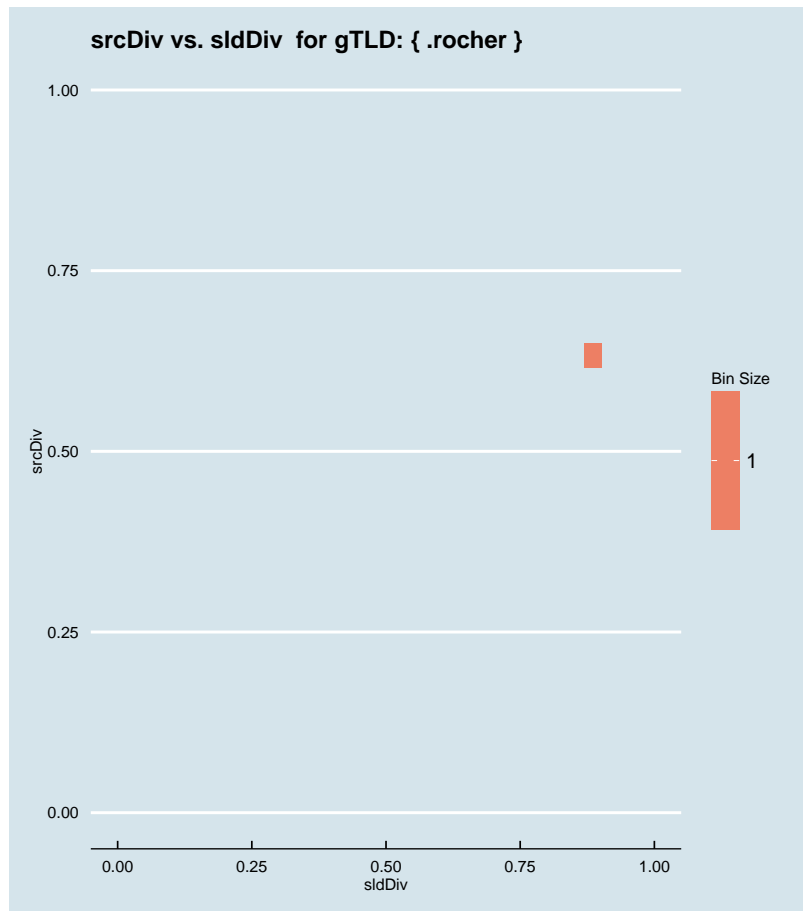


Figure 2.1416: Binned scatter-plot of srcDiv and sldDiv for gTLD: { .rocher}.

### :: 2.973 Representative SLDs for gTLD: { .rocks}

In this section, we collect representative SLDs related to gTLD: 'rocks'. We found 5 unique SLDs after filtering. A total of 14264 records were considered representative and they are 68.676% of the gTLD dump. Since the total number of records for this gTLD is 14264, there are 0 non-representative records (NRep). In addition, this set comprises 5.85E-6 of the entire data-set. Table 2.709 shows the corresponding SLDs ordered by the level of importance. Figure 2.1417 shows the record count (PPM) for each representative SLD. Figure 2.1418 shows the binned scatter-plot of srcDiv and sldDiv.

► { .rocks}  
 Total SLDs: 5  
 a-sldDiv: 68.676%  
 a-oR: 0.001%  
 NRep: 0



Individual SLD descriptors for gTLD: {rocks}										
SLD	count	sldDiv	$\phi$ -sldDiv	ipcount	srcDiv	$\phi$ -srcDiv	oR	a-srcDiv	a-oR	rem
vanhalen	0.006	0.266	1.000	3.4E-5	0.006	2.51E-4	2.26E-6	0.266	2.26E-6	8746
INCATC	0.003	0.141	1.000	3.13E-4	0.107	0.019	1.2E-6	0.407	3.46E-6	5816
INVALID	0.003	0.138	1.000	2.86E-4	0.100	0.016	1.18E-6	0.545	4.64E-6	2945
INCATB	0.002	0.083	1.000	2.3E-4	0.133	0.025	7.09E-7	0.628	5.35E-6	1216
RANDOM13	0.001	0.059	1.000	2.96E-4	0.243	0.057	4.98E-7	0.687	5.85E-6	0

Table 2.709: Top 5 most significant SLDs for gTLD 'rocks'. The SLD list holds 68.676% of the entries found in the gTLD and 5.85E-6 of the total number of entries for the entire experiment. **count** represents the number of records found for the SLD (in parts per million). **sldDiv** is the raw count divided by the number of records of this gTLD dump file. **oR** is the ratio of raw count to the total number of records of the experiment.  **$\phi$ -sldDiv** represents the  $\phi$  percentile of sldDiv on the entire data-set. **a-srcDiv** is the cumulative srcDiv variable. **a-oR** is the cumulative oR.

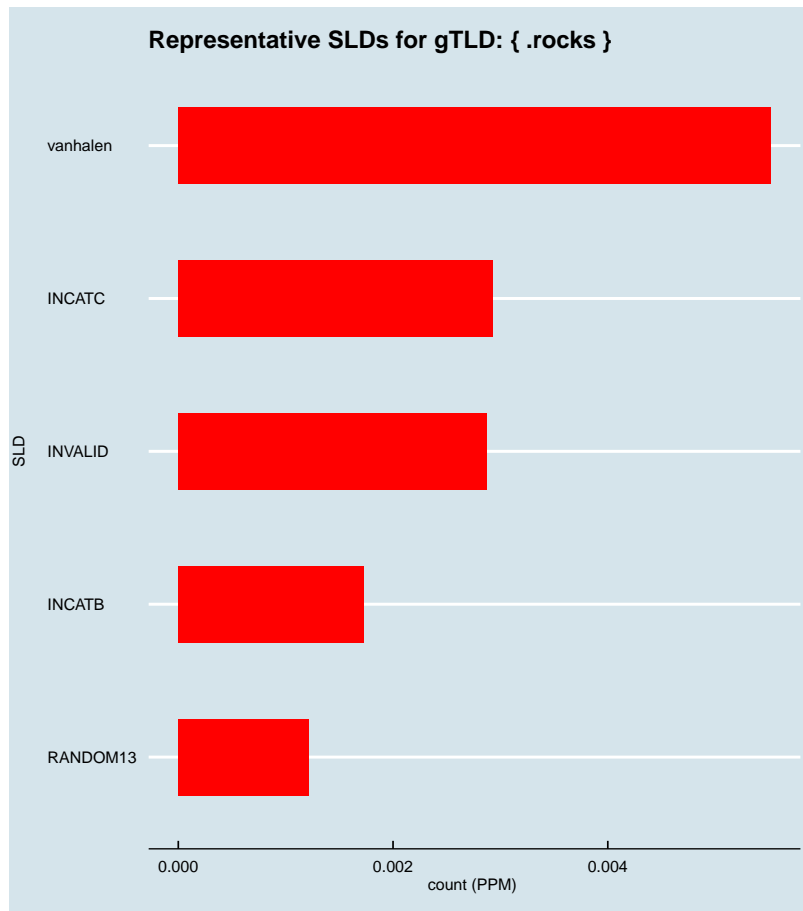


Figure 2.1417: Representative SLDs for gTLD: { .rocks }. The *x* axis displays number of times (in parts per million) the corresponding SLD (*y* axis) was found in the gTLD.

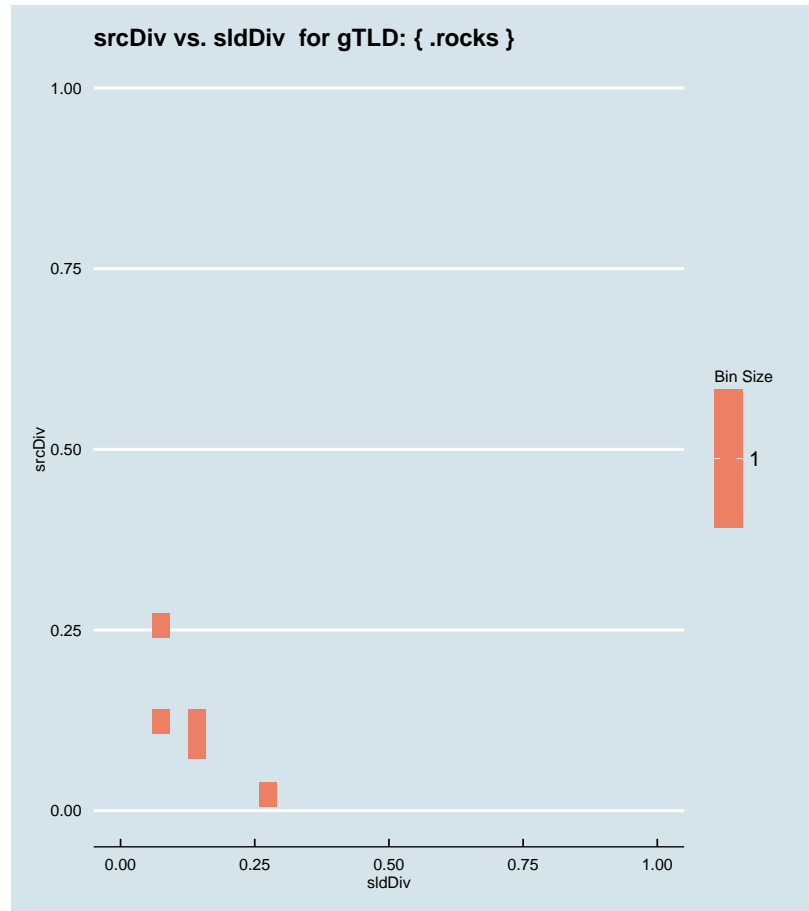


Figure 2.1418: Binned scatter-plot of srcDiv and sldDiv for gTLD: { .rocks }.

### :: 2.974 Representative SLDs for gTLD: { .rockwool }

In this section, we collect representative SLDs related to gTLD: 'rockwool'. We found 0 unique SLDs after filtering. A total of 0 records were considered representative and they are 0.000% of the gTLD dump. Since the total number of records for this gTLD is 0, there are 0 non-representative records (NRep). In addition, this set comprises 0E0 of the entire data-set.

► { .rockwool }  
Total SLDs: 0  
a-sldDiv: 0.000%  
a-oR: 0.000%  
NRep: 0

### :: 2.975 Representative SLDs for gTLD: { .rodeo }

In this section, we collect representative SLDs related to gTLD: 'rodeo'. We found 0

► { .rodeo }  
Total SLDs: 0  
a-sldDiv: 0.000%  
a-oR: 0.000%  
NRep: 0



unique SLDs after filtering. A total of 0 records were considered representative and they are 0.000% of the gTLD dump. Since the total number of records for this gTLD is 0, there are 0 non-representative records (NRep). In addition, this set comprises 0E0 of the entire data-set.

### :: 2.976 Representative SLDs for gTLD: {.rogers}

In this section, we collect representative SLDs related to gTLD: 'rogers'. We found 9 unique SLDs after filtering. A total of 80840 records were considered representative and they are 74.223% of the gTLD dump. Since the total number of records for this gTLD is 80840, there are 0 non-representative records (NRep). In addition, this set comprises 3.31E-5 of the entire data-set. Table 2.710 shows the corresponding SLDs ordered by the level of importance. Figure 2.1419 shows the record count (PPM) for each representative SLD. Figure 2.1420 shows the binned scatter-plot of srcDiv and sldDiv.

► {.rogers}  
 Total SLDs: 9  
 a-sldDiv: 74.223%  
 a-oR: 0.003%  
 NRep: 0

Individual SLD descriptors for gTLD: {.rogers}										
SLD	count	sldDiv	$\phi$ -sldDiv	ipcount	srcDiv	$\phi$ -srcDiv	oR	a-srcDiv	a-oR	rem
INVALID	0.028	0.257	1.000	0.001	0.043	0.005	1.15E-5	0.257	1.15E-5	52900
INCATB	0.017	0.153	1.000	0.004	0.235	0.055	6.83E-6	0.409	1.83E-5	36244
RANDOM10	0.009	0.083	1.000	7.78E-4	0.086	0.014	3.71E-6	0.493	2.2E-5	27199
cable	0.008	0.069	1.000	3.85E-4	0.051	0.006	3.1E-6	0.562	2.51E-5	19646
wpad	0.006	0.054	1.000	0.001	0.206	0.048	2.4E-6	0.616	2.75E-5	13801
RANDOM13	0.005	0.043	1.000	6.15E-4	0.131	0.025	1.93E-6	0.659	2.94E-5	9092
isatap	0.005	0.042	1.000	0.001	0.231	0.055	1.89E-6	0.701	3.13E-5	4478
INCATC	0.002	0.022	0.999	6.8E-4	0.281	0.071	9.92E-7	0.723	3.23E-5	2058
rci	0.002	0.019	0.999	0.001	0.654	0.208	8.43E-7	0.742	3.31E-5	0

Table 2.710: Top 9 most significant SLDs for gTLD 'rogers'. The SLD list holds 74.223% of the entries found in the gTLD and 3.31E-5 of the total number of entries for the entire experiment. **count** represents the number of records found for the SLD (in parts per million). **sldDiv** is the raw count divided by the number of records of this gTLD dump file. **oR** is the ratio of raw count to the total number of records of the experiment.  **$\phi$ -sldDiv** represents the  $\phi$  percentile of sldDiv on the entire data-set. **a-srcDiv** is the cumulative srcDiv variable. **a-oR** is the cumulative oR.

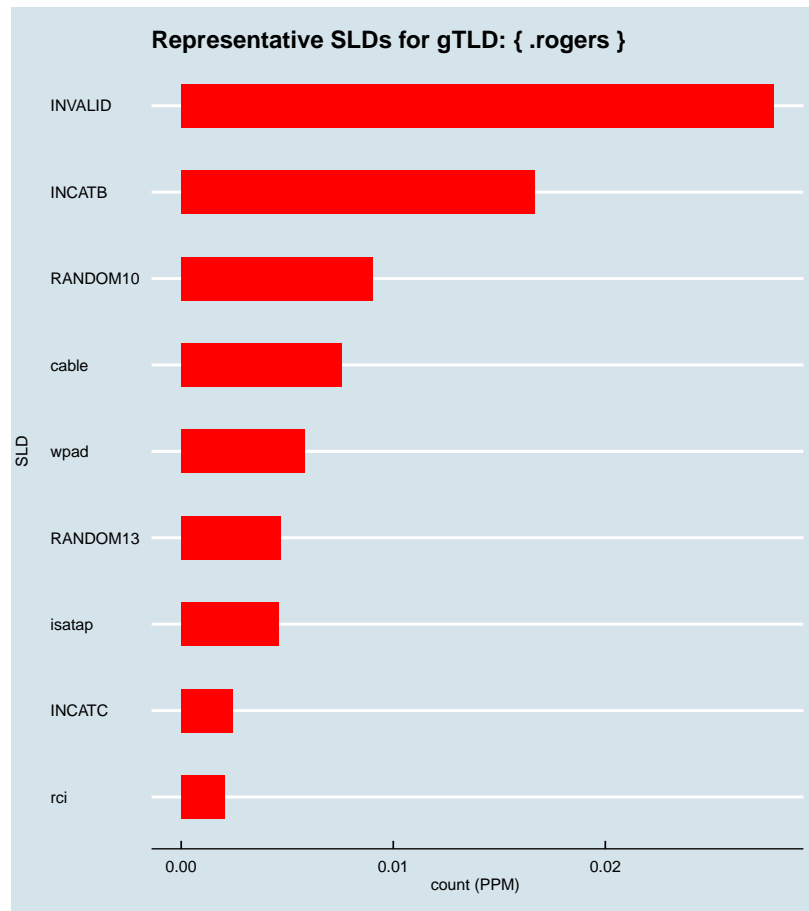


Figure 2.1419: Representative SLDs for gTLD: { .rogers}. The  $x$  axis displays number of times (in parts per million) the corresponding SLD ( $y$  axis) was found in the gTLD.

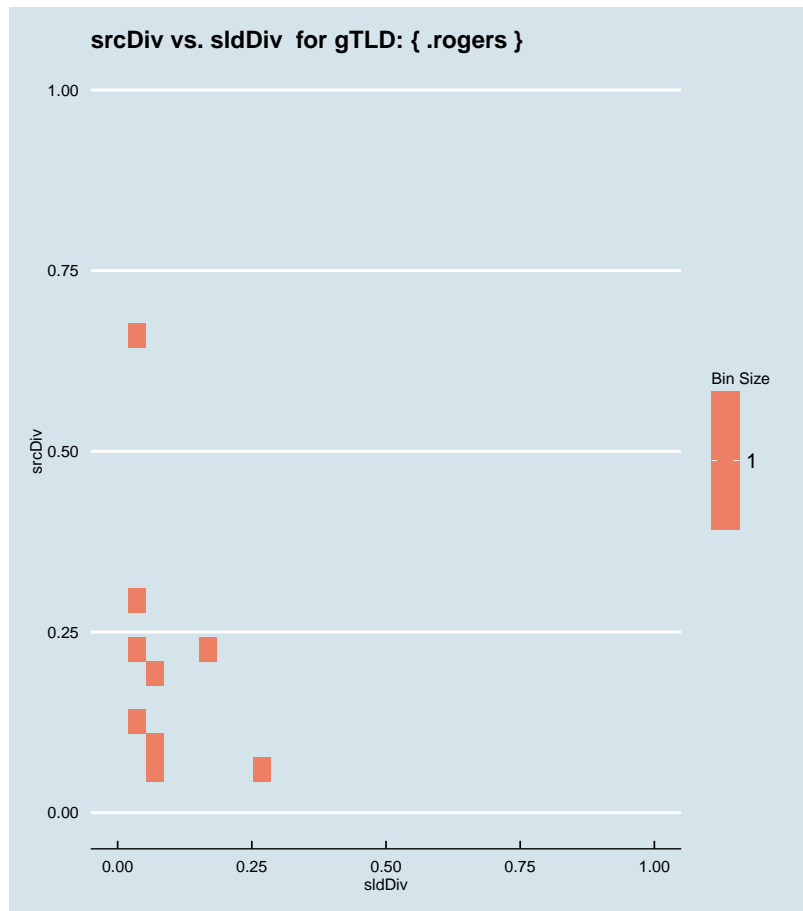


Figure 2.1420: Binned scatter-plot of srcDiv and sldDiv for gTLD: { .rogers}.

### :: 2.977 Representative SLDs for gTLD: { .roma }

In this section, we collect representative SLDs related to gTLD: 'roma'. We found 14 unique SLDs after filtering. A total of 90520 records were considered representative and they are 75.271% of the gTLD dump. Since the total number of records for this gTLD is 90520, there are 0 non-representative records (NRep). In addition, this set comprises  $3.71E-5$  of the entire data-set. Table 2.711 shows the corresponding SLDs ordered by the level of importance. Figure 2.1421 shows the record count (PPM) for each representative SLD. Figure 2.1422 shows the binned scatter-plot of srcDiv and sldDiv.

► { .roma }  
 Total SLDs: 14  
 a-sldDiv: 75.271%  
 a-oR: 0.004%  
 NRep: 0

Individual SLD descriptors for gTLD: {.roma}										
SLD	count	sldDiv	$\phi$ -sldDiv	ipcount	srcDiv	$\phi$ -srcDiv	oR	a-srcDiv	a-oR	rem
INCATF	0.018	0.148	1.000	5.12E-4	0.029	0.003	7.28E-6	0.148	7.28E-6	72753
comune	0.017	0.141	1.000	0.001	0.069	0.010	6.94E-6	0.289	1.42E-5	55813
RANDOM13	0.011	0.094	1.000	5.93E-4	0.053	0.006	4.63E-6	0.382	1.89E-5	44522
INVALID	0.010	0.079	1.000	6.69E-4	0.070	0.010	3.9E-6	0.462	2.28E-5	34994
RANDOM10	0.007	0.059	1.000	6.95E-4	0.098	0.016	2.89E-6	0.520	2.56E-5	27936
INCATB	0.006	0.054	1.000	7E-4	0.108	0.019	2.66E-6	0.574	2.83E-5	21442
grupolam	0.006	0.047	1.000	9E-6	0.002	3.6E-5	2.32E-6	0.621	3.06E-5	15784
bnc	0.004	0.036	1.000	5.2E-5	0.012	6.6E-4	1.79E-6	0.658	3.24E-5	11421
wpad	0.003	0.025	0.999	7.6E-4	0.250	0.065	1.24E-6	0.683	3.37E-5	8384
isatap	0.002	0.019	0.999	7.13E-4	0.315	0.080	9.27E-7	0.702	3.46E-5	6122
INCATC	0.002	0.014	0.999	4.62E-4	0.270	0.068	7.01E-7	0.716	3.53E-5	4412
mares	0.002	0.013	0.999	8.2E-5	0.054	0.007	6.2E-7	0.729	3.59E-5	2898
prov	0.002	0.012	0.999	5.7E-5	0.038	0.004	6.15E-7	0.741	3.65E-5	1398
provincial...	0.001	0.012	0.999	2.1E-5	0.015	9.43E-4	5.73E-7	0.753	3.71E-5	0

Table 2.711: Top 14 most significant SLDs for gTLD 'roma'. The SLD list holds 75.271% of the entries found in the gTLD and 3.71E-5 of the total number of entries for the entire experiment. **count** represents the number of records found for the SLD (in parts per million). **sldDiv** is the raw count divided by the number of records of this gTLD dump file. **oR** is the ratio of raw count to the total number of records of the experiment.  **$\phi$ -sldDiv** represents the  $\phi$  percentile of sldDiv on the entire data-set. **a-srcDiv** is the cumulative srcDiv variable. **a-oR** is the cumulative oR.

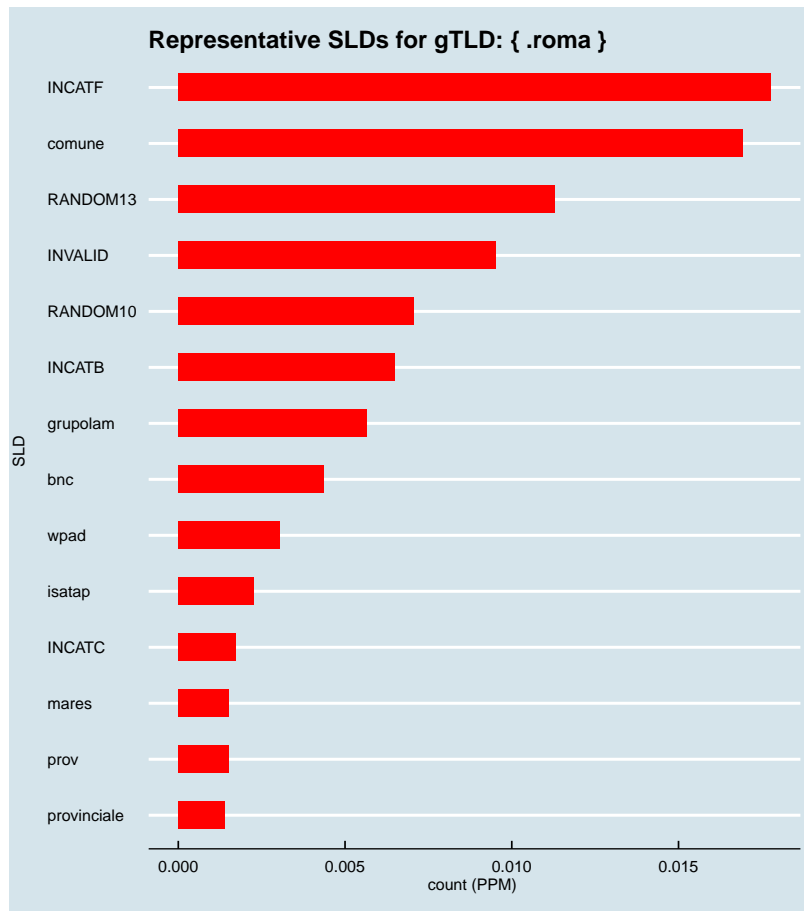


Figure 2.1421: Representative SLDs for gTLD: { .roma }. The x axis displays number of times (in parts per million) the corresponding SLD (y axis) was found in the gTLD.



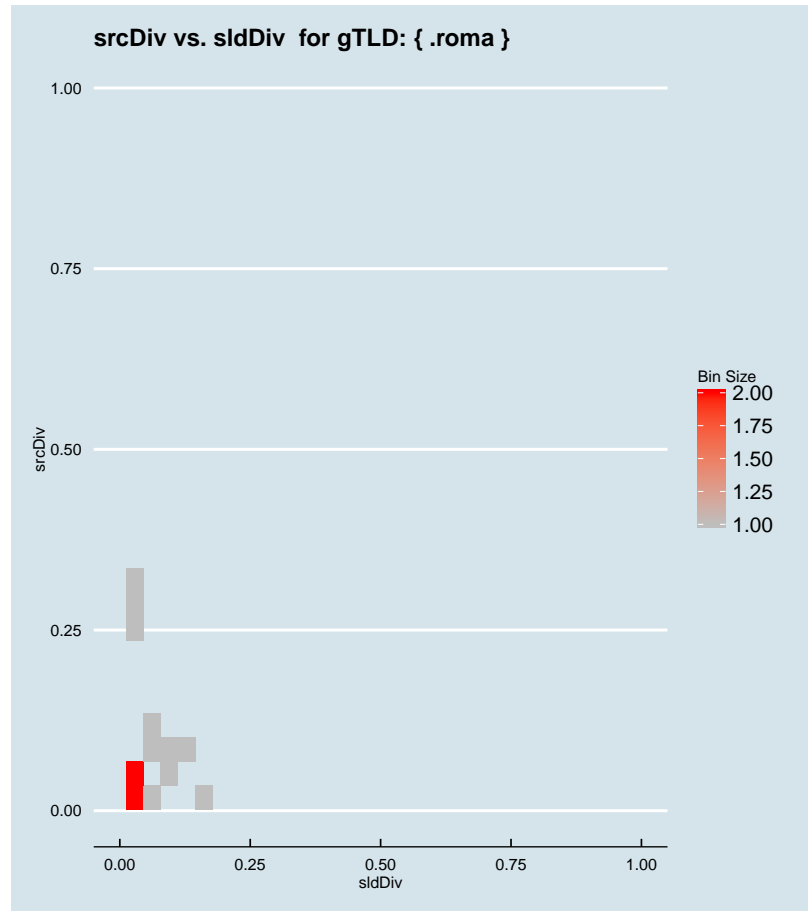


Figure 2.1422: Binned scatter-plot of srcDiv and sldDiv for gTLD: { .roma }.

### :: 2.978 Representative SLDs for gTLD: { .room }

In this section, we collect representative SLDs related to gTLD: 'room'. We found 12 unique SLDs after filtering. A total of 89014 records were considered representative and they are 86.874% of the gTLD dump. Since the total number of records for this gTLD is 89014, there are 0 non-representative records (NRep). In addition, this set comprises  $3.65E-5$  of the entire data-set. Table 2.712 shows the corresponding SLDs ordered by the level of importance. Figure 2.1423 shows the record count (PPM) for each representative SLD. Figure 2.1424 shows the binned scatter-plot of srcDiv and sldDiv.

► { .room }  
Total SLDs: 12  
a-sldDiv: 86.874%  
a-oR: 0.004%  
NRep: 0

Individual SLD descriptors for gTLD: {room}										
SLD	count	sldDiv	$\phi$ -sldDiv	ipcount	srcDiv	$\phi$ -srcDiv	oR	a-srcDiv	a-oR	rem
INVALID	0.033	0.320	1.000	0.003	0.094	0.015	1.34E-5	0.320	1.34E-5	56244
RANDOM10	0.015	0.149	1.000	0.001	0.077	0.012	6.27E-6	0.469	1.97E-5	40955
RANDOM13	0.009	0.090	1.000	5.87E-4	0.063	0.009	3.79E-6	0.559	2.35E-5	31697
INCATB	0.007	0.072	1.000	9.67E-4	0.131	0.025	3.03E-6	0.632	2.65E-5	24302
INCATC	0.005	0.053	1.000	0.001	0.246	0.057	2.22E-6	0.684	2.87E-5	18884
class	0.005	0.045	1.000	1.85E-4	0.040	0.004	1.89E-6	0.730	3.06E-5	14266
INCATF	0.004	0.042	1.000	4.26E-4	0.098	0.016	1.78E-6	0.772	3.24E-5	9929
wpad	0.003	0.028	0.999	7.93E-4	0.275	0.070	1.18E-6	0.800	3.36E-5	7046
isatap	0.002	0.021	0.999	7.28E-4	0.335	0.096	8.92E-7	0.821	3.45E-5	4870
superlgrou...	0.002	0.017	0.999	1.48E-4	0.086	0.014	7.03E-7	0.838	3.52E-5	3154
SHORTSLD	0.002	0.017	0.999	3.98E-4	0.234	0.055	6.97E-7	0.855	3.59E-5	1453
INCATI	0.001	0.014	0.999	8.5E-5	0.058	0.008	5.95E-7	0.869	3.65E-5	0

Table 2.712: Top 12 most significant SLDs for gTLD 'room'. The SLD list holds 86.874% of the entries found in the gTLD and 3.65E-5 of the total number of entries for the entire experiment. **count** represents the number of records found for the SLD (in parts per million). **sldDiv** is the raw count divided by the number of records of this gTLD dump file. **oR** is the ratio of raw count to the total number of records of the experiment.  $\phi$ -**sldDiv** represents the  $\phi$  percentile of sldDiv on the entire data-set. **a-srcDiv** is the cumulative srcDiv variable. **a-oR** is the cumulative oR.

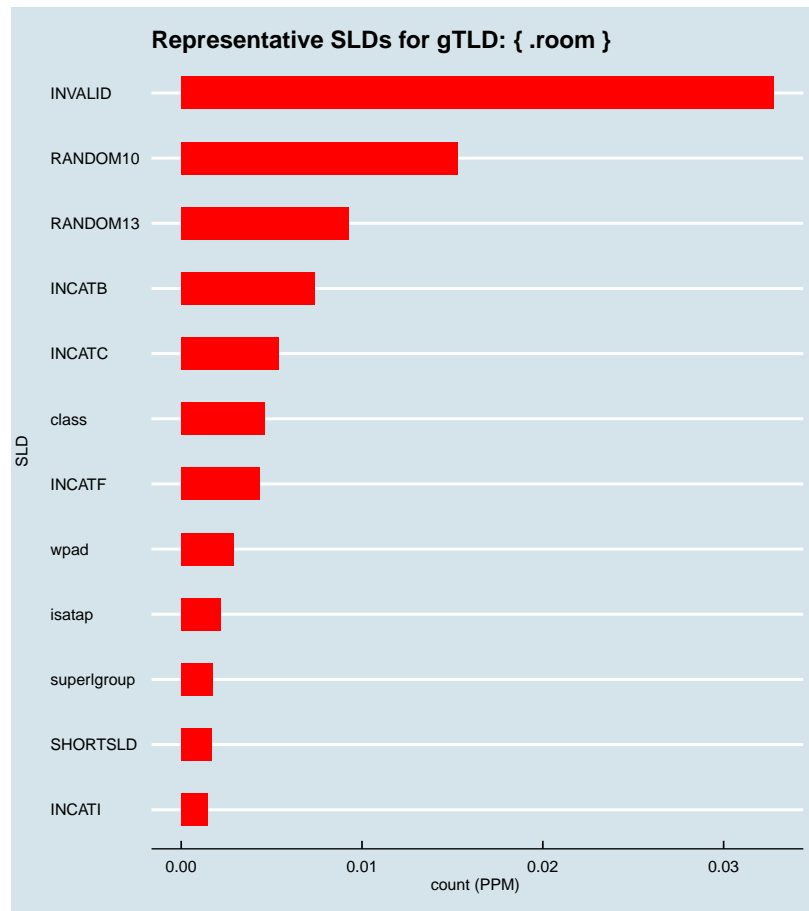


Figure 2.1423: Representative SLDs for gTLD: { .room }. The x axis displays number of times (in parts per million) the corresponding SLD (y axis) was found in the gTLD.

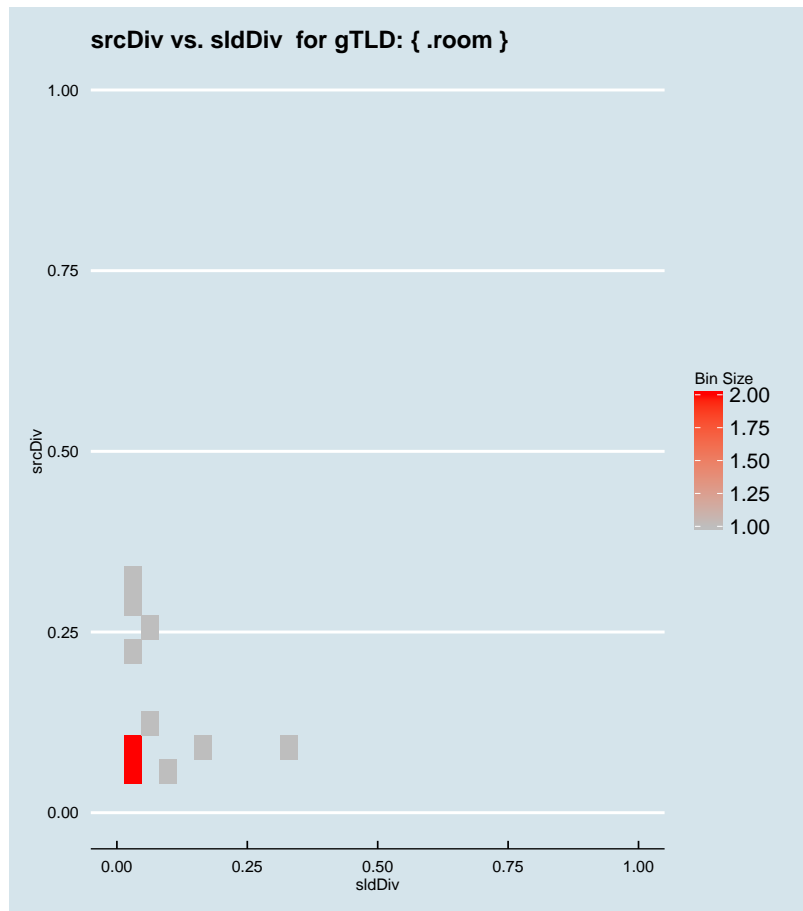


Figure 2.1424: Binned scatter-plot of srcDiv and sldDiv for gTLD: { .room }.

∴ 2.979 Representative SLDs for gTLD: { .rsvp }

In this section, we collect representative SLDs related to gTLD: 'rsvp'. We found 0 unique SLDs after filtering. A total of 0 records were considered representative and they are 0.000% of the gTLD dump. Since the total number of records for this gTLD is 0, there are 0 non-representative records (NRep). In addition, this set comprises 0E0 of the entire data-set.

► { .rsvp }  
 Total SLDs: 0  
 a-sldDiv: 0.000%  
 a-oR: 0.000%  
 NRep: 0

∴ 2.980 Representative SLDs for gTLD: { .rugby }

In this section, we collect representative SLDs related to gTLD: 'rugby'. We found 0

► { .rugby }  
 Total SLDs: 0  
 a-sldDiv: 0.000%  
 a-oR: 0.000%  
 NRep: 0

unique SLDs after filtering. A total of 0 records were considered representative and they are 0.000% of the gTLD dump. Since the total number of records for this gTLD is 0, there are 0 non-representative records (NRep). In addition, this set comprises 0E0 of the entire data-set.

### ∴ 2.981 Representative SLDs for gTLD: {.ruhr}

In this section, we collect representative SLDs related to gTLD: 'ruhr'. We found 1 unique SLDs after filtering. A total of 1343 records were considered representative and they are 25.513% of the gTLD dump. Since the total number of records for this gTLD is 1343, there are 0 non-representative records (NRep). In addition, this set comprises 5.5E-7 of the entire data-set. Table 2.713 shows the corresponding SLDs ordered by the level of importance. Figure 2.1425 shows the record count (PPM) for each representative SLD. Figure 2.1426 shows the binned scatter-plot of srcDiv and sldDiv.

▶ {.ruhr}  
Total SLDs: 1  
a-sldDiv: 25.513%  
a-oR: 0.000%  
NRep: 0

Individual SLD descriptors for gTLD: {.ruhr}										
SLD	count	sldDiv	$\phi$ -sldDiv	ipcount	srcDiv	$\phi$ -srcDiv	oR	a-srcDiv	a-oR	rem
SHORTSLD	0.001	0.255	1.000	7.61E-4	0.567	0.186	5.5E-7	0.255	5.5E-7	0

Table 2.713: Top 1 most significant SLDs for gTLD 'ruhr'. The SLD list holds 25.513% of the entries found in the gTLD and 5.5E-7 of the total number of entries for the entire experiment. **count** represents the number of records found for the SLD (in parts per million). **sldDiv** is the raw count divided by the number of records of this gTLD dump file. **oR** is the ratio of raw count to the total number of records of the experiment.  **$\phi$ -sldDiv** represents the  $\phi$  percentile of sldDiv on the entire data-set. **a-srcDiv** is the cumulative srcDiv variable. **a-oR** is the cumulative oR.




Figure 2.1425: Representative SLDs for gTLD: { .ruhr }. The  $x$  axis displays number of times (in parts per million) the corresponding SLD ( $y$  axis) was found in the gTLD.

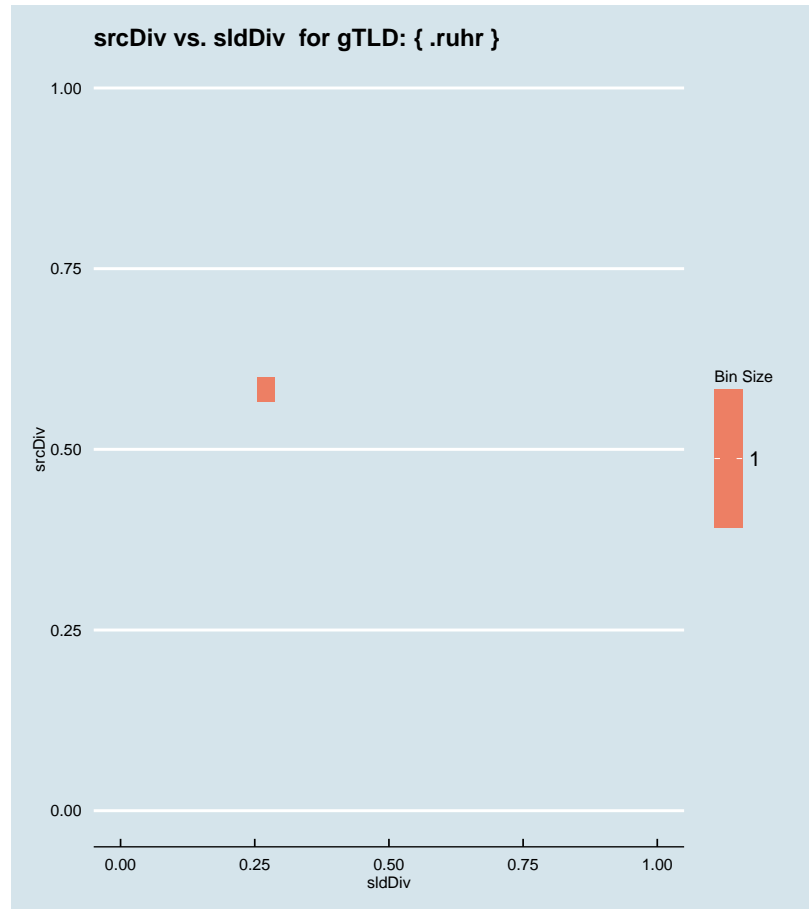


Figure 2.1426: Binned scatter-plot of srcDiv and sldDiv for gTLD: { .ruhr}.

### :: 2.982 Representative SLDs for gTLD: { .run }

In this section, we collect representative SLDs related to gTLD: 'run'. We found 18 unique SLDs after filtering. A total of 110892 records were considered representative and they are 80.738% of the gTLD dump. Since the total number of records for this gTLD is 110892, there are 0 non-representative records (NRep). In addition, this set comprises  $4.54E-5$  of the entire data-set. Table 2.714 shows the corresponding SLDs ordered by the level of importance. Figure 2.1427 shows the record count (PPM) for each representative SLD. Figure 2.1428 shows the binned scatter-plot of srcDiv and sldDiv.

► { .run }  
Total SLDs: 18  
a-sldDiv: 80.738%  
a-oR: 0.005%  
NRep: 0

Individual SLD descriptors for gTLD: {.run}										
SLD	count	sldDiv	$\phi$ -sldDiv	ipcount	srcDiv	$\phi$ -srcDiv	oR	a-srcDiv	a-oR	rem
adonweb	0.023	0.166	1.000	0.006	0.267	0.068	9.32E-6	0.166	9.32E-6	88145
univ	0.014	0.099	1.000	0.001	0.094	0.016	5.59E-6	0.265	1.49E-5	74498
INCATF	0.011	0.083	1.000	2.54E-4	0.022	0.002	4.7E-6	0.348	1.96E-5	63037
INCATC	0.011	0.082	1.000	0.004	0.321	0.081	4.64E-6	0.431	2.42E-5	51718
netangels	0.009	0.069	1.000	0.003	0.303	0.077	3.89E-6	0.500	2.81E-5	42225
INVALID	0.008	0.059	1.000	8.34E-4	0.103	0.018	3.33E-6	0.559	3.15E-5	34089
RANDOM13	0.005	0.040	1.000	9.68E-4	0.178	0.039	2.22E-6	0.599	3.37E-5	28662
mzp	0.005	0.033	1.000	2.13E-4	0.046	0.005	1.88E-6	0.632	3.56E-5	24064
nic	0.004	0.026	0.999	0.002	0.433	0.120	1.47E-6	0.658	3.71E-5	20465
timeweb	0.003	0.025	0.999	0.001	0.356	0.099	1.42E-6	0.684	3.85E-5	16995
SHORTSLD	0.003	0.019	0.999	0.001	0.470	0.127	1.05E-6	0.702	3.95E-5	14441
INCATB	0.003	0.018	0.999	9.7E-4	0.386	0.106	1.03E-6	0.721	4.06E-5	11929
tbn	0.002	0.018	0.999	0.001	0.503	0.177	1E-6	0.738	4.16E-5	9490
RANDOM10	0.002	0.017	0.999	7.8E-4	0.342	0.097	9.34E-7	0.755	4.25E-5	7210
geode	0.002	0.015	0.999	3.5E-5	0.017	0.001	8.22E-7	0.769	4.33E-5	5204
grpmau	0.002	0.014	0.999	1.06E-4	0.055	0.007	7.89E-7	0.784	4.41E-5	3278
megagroup	0.002	0.013	0.999	8.17E-4	0.447	0.123	7.49E-7	0.797	4.49E-5	1450
INCATE	0.001	0.011	0.999	0.001	0.743	0.244	5.94E-7	0.807	4.54E-5	0

Table 2.714: Top 18 most significant SLDs for gTLD 'run'. The SLD list holds 80.738% of the entries found in the gTLD and 4.54E-5 of the total number of entries for the entire experiment. **count** represents the number of records found for the SLD (in parts per million). **sldDiv** is the raw count divided by the number of records of this gTLD dump file. **oR** is the ratio of raw count to the total number of records of the experiment.  **$\phi$ -sldDiv** represents the  $\phi$  percentile of sldDiv on the entire data-set. **a-srcDiv** is the cumulative srcDiv variable. **a-oR** is the cumulative oR.



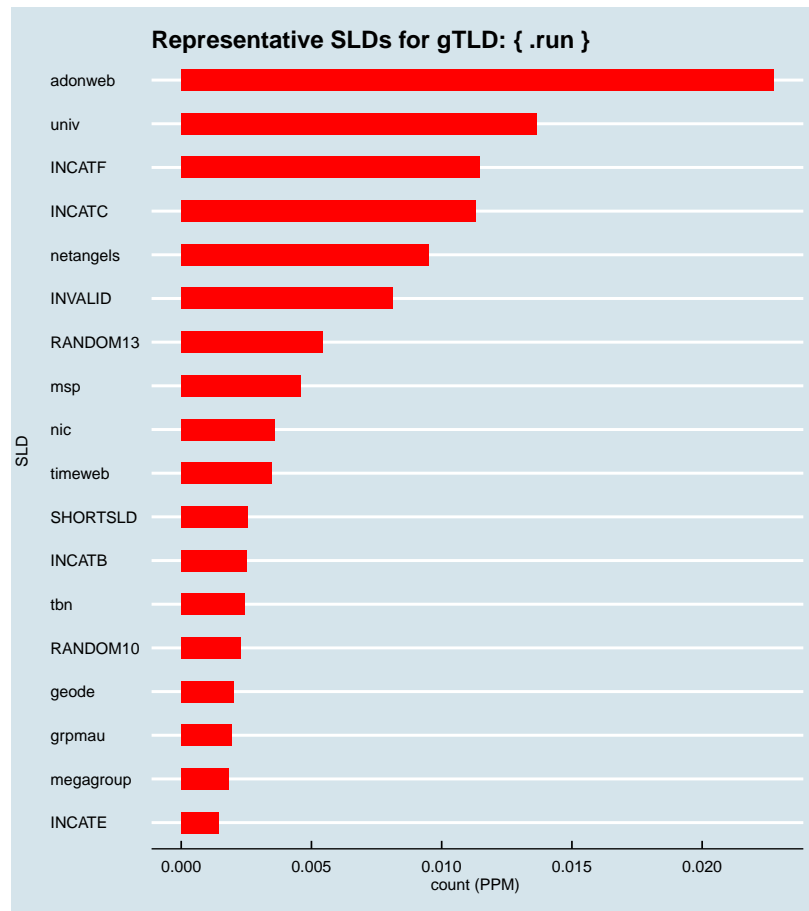


Figure 2.1427: Representative SLDs for gTLD: { .run }. The  $x$  axis displays number of times (in parts per million) the corresponding SLD ( $y$  axis) was found in the gTLD.

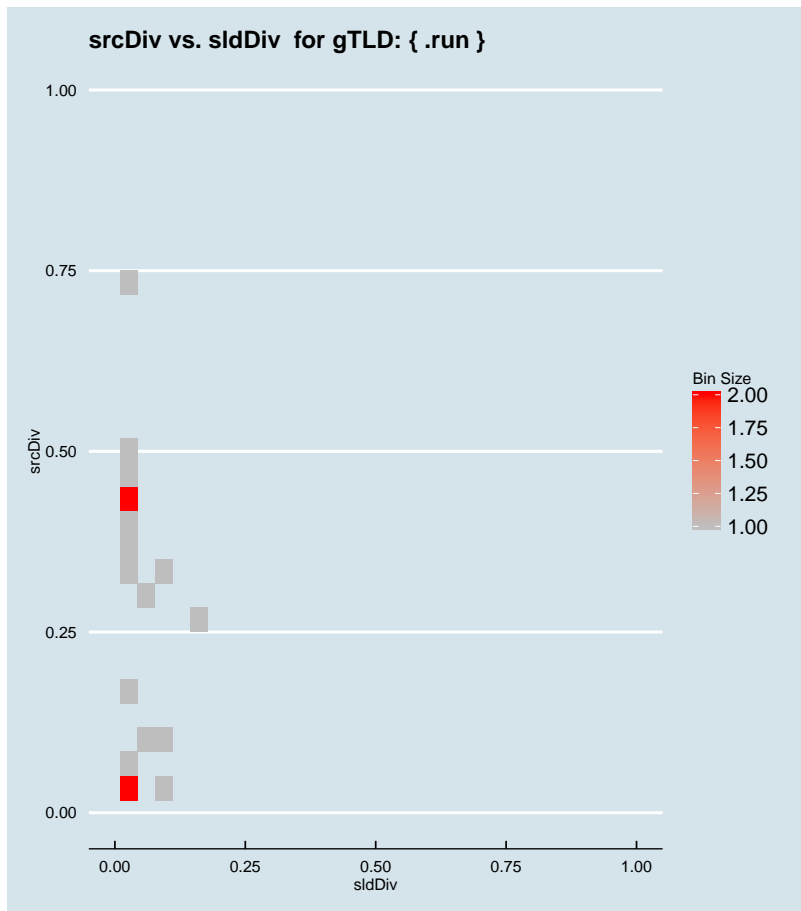


Figure 2.1428: Binned scatter-plot of srcDiv and sldDiv for gTLD: { .run }.

∴ 2.983 Representative SLDs for gTLD: { .rwe }

In this section, we collect representative SLDs related to gTLD: 'rwe'. We found 0 unique SLDs after filtering. A total of 0 records were considered representative and they are 0.000% of the gTLD dump. Since the total number of records for this gTLD is 0, there are 0 non-representative records (NRep). In addition, this set comprises 0E0 of the entire data-set.

► { .rwe }  
 Total SLDs: 0  
 a-sldDiv: 0.000%  
 a-oR: 0.000%  
 NRep: 0

∴ 2.984 Representative SLDs for gTLD: { .ryukyu }

In this section, we collect representative SLDs related to gTLD: 'ryukyu'. We found 0

► { .ryukyu }  
 Total SLDs: 0  
 a-sldDiv: 0.000%  
 a-oR: 0.000%  
 NRep: 0

unique SLDs after filtering. A total of 0 records were considered representative and they are 0.000% of the gTLD dump. Since the total number of records for this gTLD is 0, there are 0 non-representative records (NRep). In addition, this set comprises 0E0 of the entire data-set.

### :: 2.985 Representative SLDs for gTLD: {.saarland}

In this section, we collect representative SLDs related to gTLD: 'saarland'. We found 0 unique SLDs after filtering. A total of 0 records were considered representative and they are 0.000% of the gTLD dump. Since the total number of records for this gTLD is 0, there are 0 non-representative records (NRep). In addition, this set comprises 0E0 of the entire data-set.

► {.saarland}  
Total SLDs: 0  
a-sldDiv: 0.000%  
a-oR: 0.000%  
NRep: 0

### :: 2.986 Representative SLDs for gTLD: {.safe}

In this section, we collect representative SLDs related to gTLD: 'safe'. We found 10 unique SLDs after filtering. A total of 53072 records were considered representative and they are 84.994% of the gTLD dump. Since the total number of records for this gTLD is 53072, there are 0 non-representative records (NRep). In addition, this set comprises 2.17E-5 of the entire data-set. Table 2.715 shows the corresponding SLDs ordered by the level of importance. Figure 2.1429 shows the record count (PPM) for each representative SLD. Figure 2.1430 shows the binned scatter-plot of srcDiv and sldDiv.

► {.safe}  
Total SLDs: 10  
a-sldDiv: 84.994%  
a-oR: 0.002%  
NRep: 0

Individual SLD descriptors for gTLD: {safe}										
SLD	count	sldDiv	$\phi$ -sldDiv	ipcount	srcDiv	$\phi$ -srcDiv	oR	a-srcDiv	a-oR	rem
polos	0.024	0.385	1.000	0.002	0.080	0.012	9.85E-6	0.385	9.85E-6	29048
INCATF	0.007	0.109	1.000	6.36E-4	0.093	0.015	2.8E-6	0.494	1.26E-5	22219
INCATD	0.006	0.099	1.000	9.21E-4	0.149	0.030	2.53E-6	0.593	1.52E-5	16055
asone	0.004	0.056	1.000	9.63E-4	0.274	0.070	1.44E-6	0.649	1.66E-5	12534
RANDOM13	0.003	0.049	1.000	6.4E-4	0.209	0.049	1.26E-6	0.698	1.79E-5	9469
INVALID	0.002	0.038	1.000	3.46E-4	0.147	0.030	9.68E-7	0.736	1.88E-5	7108
INCATC	0.002	0.038	1.000	7.91E-4	0.337	0.096	9.63E-7	0.774	1.98E-5	4758
easy	0.002	0.028	0.999	2.1E-5	0.012	6.49E-4	7.28E-7	0.802	2.05E-5	2982
enc	0.002	0.027	0.999	8.03E-4	0.471	0.128	6.99E-7	0.829	2.12E-5	1277
INCATB	0.001	0.020	0.999	6.75E-4	0.529	0.179	5.23E-7	0.850	2.17E-5	0

Table 2.715: Top 10 most significant SLDs for gTLD 'safe'. The SLD list holds 84.994% of the entries found in the gTLD and 2.17E-5 of the total number of entries for the entire experiment. **count** represents the number of records found for the SLD (in parts per million). **sldDiv** is the raw count divided by the number of records of this gTLD dump file. **oR** is the ratio of raw count to the total number of records of the experiment.  **$\phi$ -sldDiv** represents the  $\phi$  percentile of sldDiv on the entire data-set. **a-srcDiv** is the cumulative srcDiv variable. **a-oR** is the cumulative oR.

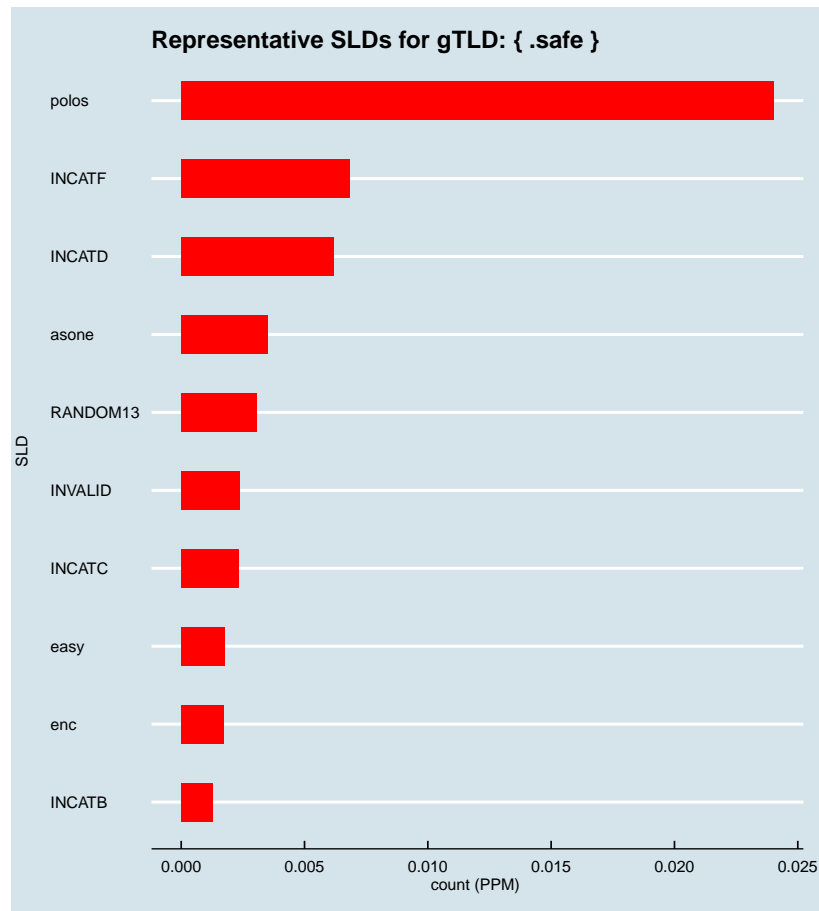


Figure 2.1429: Representative SLDs for gTLD: { .safe}. The  $x$  axis displays number of times (in parts per million) the corresponding SLD ( $y$  axis) was found in the gTLD.

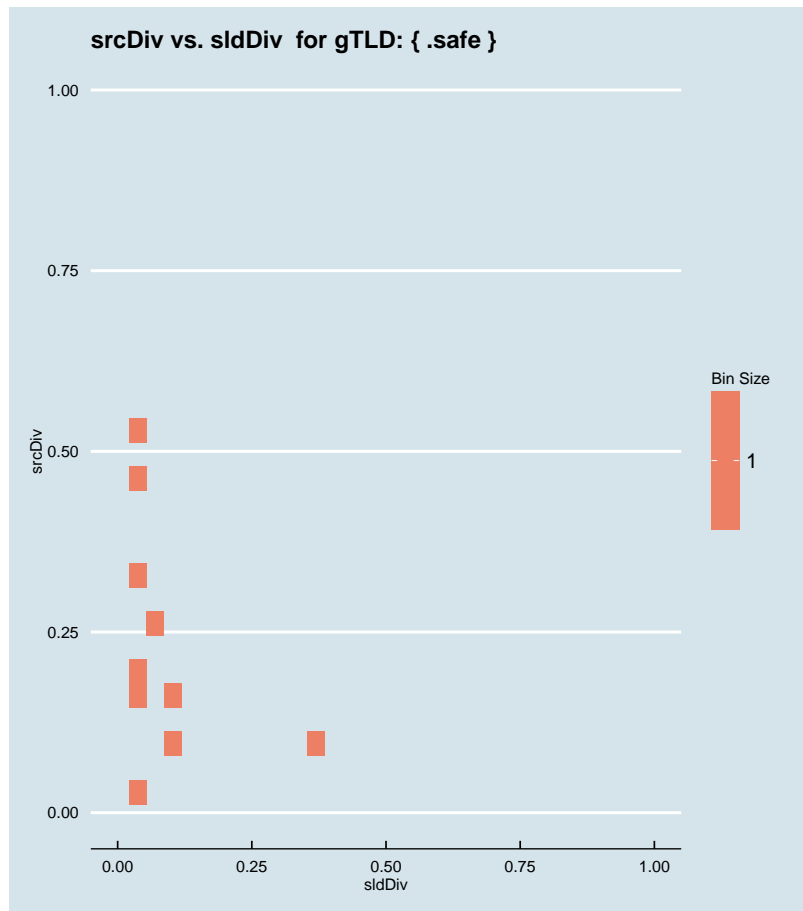


Figure 2.1430: Binned scatter-plot of srcDiv and sldDiv for gTLD: { .safe }.

∴ 2.987 Representative SLDs for gTLD: { .safety }

In this section, we collect representative SLDs related to gTLD: 'safety'. We found 2 unique SLDs after filtering. A total of 3979 records were considered representative and they are 28.854% of the gTLD dump. Since the total number of records for this gTLD is 3979, there are 0 non-representative records (NRep). In addition, this set comprises 1.63E−6 of the entire data-set. Table 2.716 shows the corresponding SLDs ordered by the level of importance. Figure 2.1431 shows the record count (PPM) for each representative SLD. Figure 2.1432 shows the binned scatter-plot of srcDiv and sldDiv.

► { .safety }  
 Total SLDs: 2  
 a-sldDiv: 28.854%  
 a-oR: 0.000%  
 NRep: 0

Individual SLD descriptors for gTLD: {.safety}										
<b>SLD</b>	<b>count</b>	<b>sldDiv</b>	$\phi$ - <b>sldDiv</b>	<b>ipcount</b>	<b>srcDiv</b>	$\phi$ - <b>srcDiv</b>	<b>oR</b>	<b>a-srcDiv</b>	<b>a-oR</b>	<b>rem</b>
INVALID	0.003	0.194	1.000	1.48E-4	0.055	0.007	1.1E-6	0.194	1.1E-6	1307
RANDOM10	0.001	0.095	1.000	1.08E-4	0.083	0.013	5.36E-7	0.289	1.63E-6	0

Table 2.716: Top 2 most significant SLDs for gTLD 'safety'. The SLD list holds 28.854% of the entries found in the gTLD and 1.63E-6 of the total number of entries for the entire experiment. **count** represents the number of records found for the SLD (in parts per million). **sldDiv** is the raw count divided by the number of records of this gTLD dump file. **oR** is the ratio of raw count to the total number of records of the experiment.  $\phi$ -**sldDiv** represents the  $\phi$  percentile of sldDiv on the entire data-set. **a-srcDiv** is the cumulative srcDiv variable. **a-oR** is the cumulative oR.

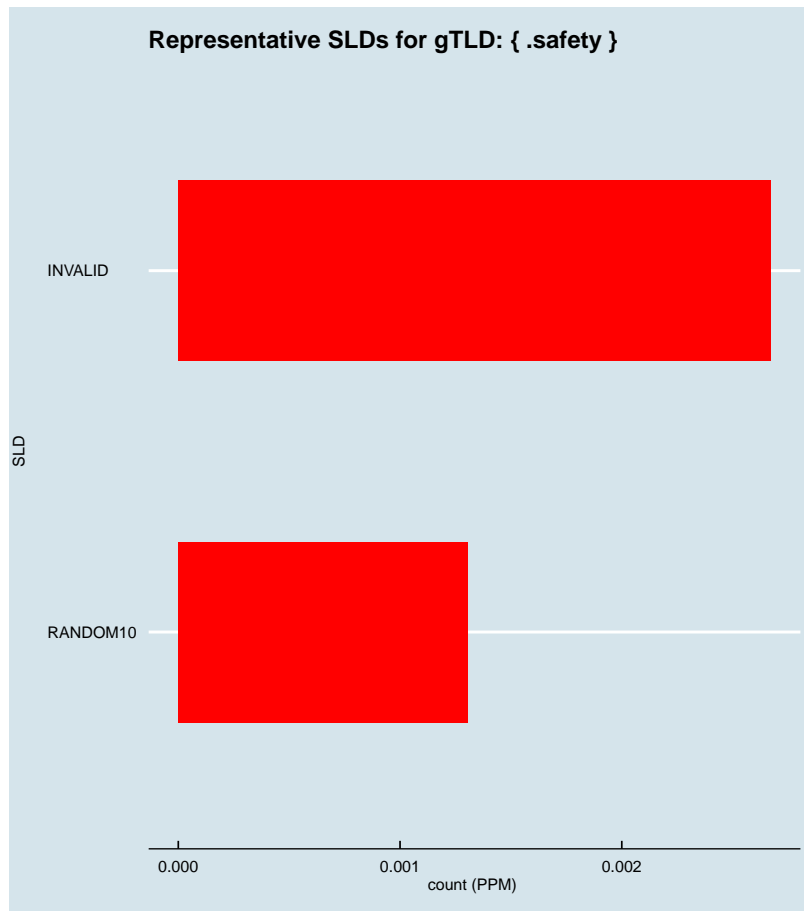


Figure 2.1431: Representative SLDs for gTLD: { .safety }. The  $x$  axis displays number of times (in parts per million) the corresponding SLD ( $y$  axis) was found in the gTLD.



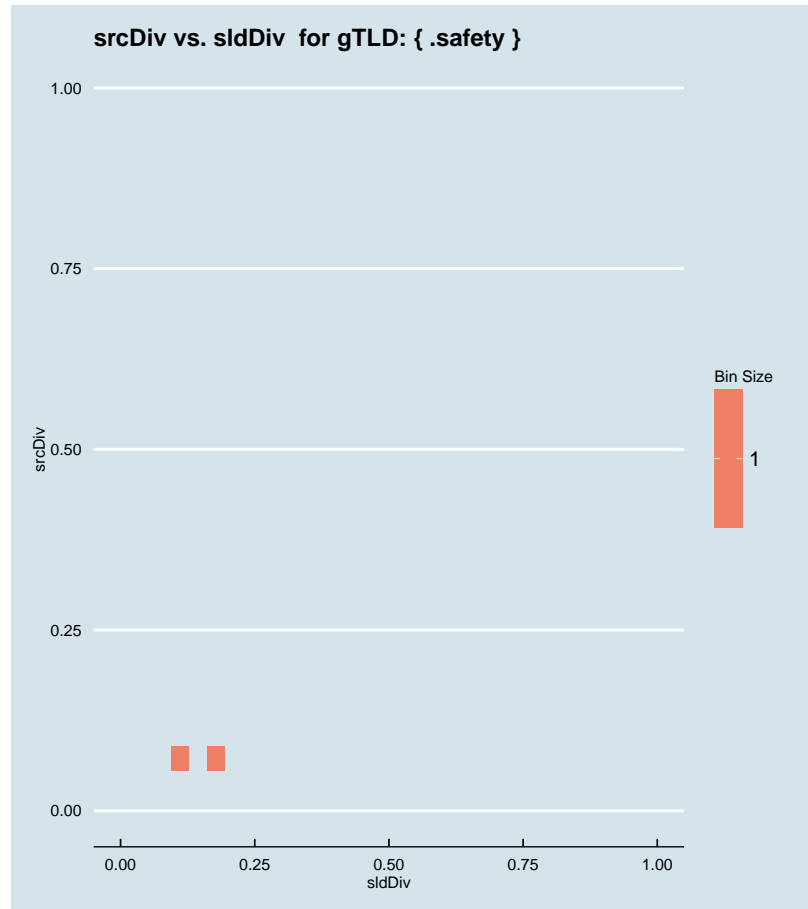


Figure 2.1432: Binned scatter-plot of srcDiv and sldDiv for gTLD: { .safety}.

### :: 2.988 Representative SLDs for gTLD: { .safeway }

In this section, we collect representative SLDs related to gTLD: 'safeway'. We found 3 unique SLDs after filtering. A total of 30588 records were considered representative and they are 87.002% of the gTLD dump. Since the total number of records for this gTLD is 30588, there are 0 non-representative records (NRep). In addition, this set comprises 1.25E-5 of the entire data-set. Table 2.717 shows the corresponding SLDs ordered by the level of importance. Figure 2.1433 shows the record count (PPM) for each representative SLD. Figure 2.1434 shows the binned scatter-plot of srcDiv and sldDiv.

► { .safeway }  
Total SLDs: 3  
a-sldDiv: 87.002%  
a-oR: 0.001%  
NRep: 0



Individual SLD descriptors for gTLD: {safeway}										
SLD	count	sldDiv	$\phi$ -sldDiv	ipcount	srcDiv	$\phi$ -srcDiv	oR	a-srcDiv	a-oR	rem
INCATB	0.023	0.668	1.000	4.91E-4	0.021	0.002	9.63E-6	0.668	9.63E-6	7096
RANDOM10	0.005	0.156	1.000	1.84E-4	0.034	0.003	2.25E-6	0.824	1.19E-5	1609
INVALID	0.002	0.046	1.000	1.77E-4	0.110	0.019	6.59E-7	0.870	1.25E-5	0

Table 2.717: Top 3 most significant SLDs for gTLD 'safeway'. The SLD list holds 87.002% of the entries found in the gTLD and 1.25E-5 of the total number of entries for the entire experiment. **count** represents the number of records found for the SLD (in parts per million). **sldDiv** is the raw count divided by the number of records of this gTLD dump file. **oR** is the ratio of raw count to the total number of records of the experiment.  $\phi$ -**sldDiv** represents the  $\phi$  percentile of sldDiv on the entire data-set. **a-srcDiv** is the cumulative srcDiv variable. **a-oR** is the cumulative oR.

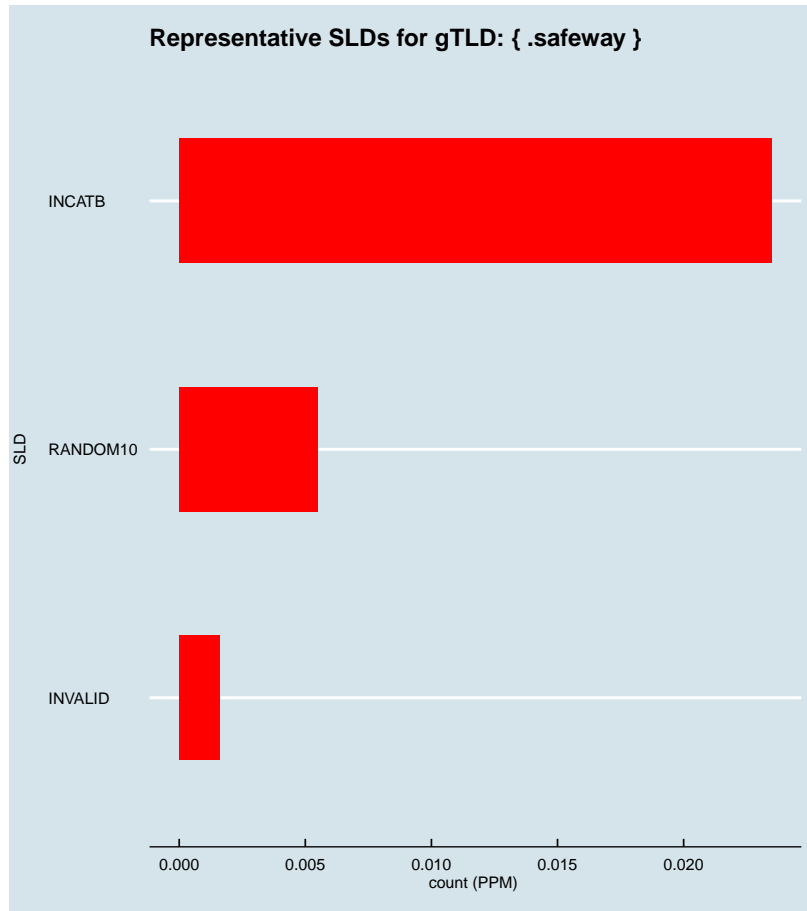


Figure 2.1433: Representative SLDs for gTLD: { .safeway }. The x axis displays number of times (in parts per million) the corresponding SLD (y axis) was found in the gTLD.

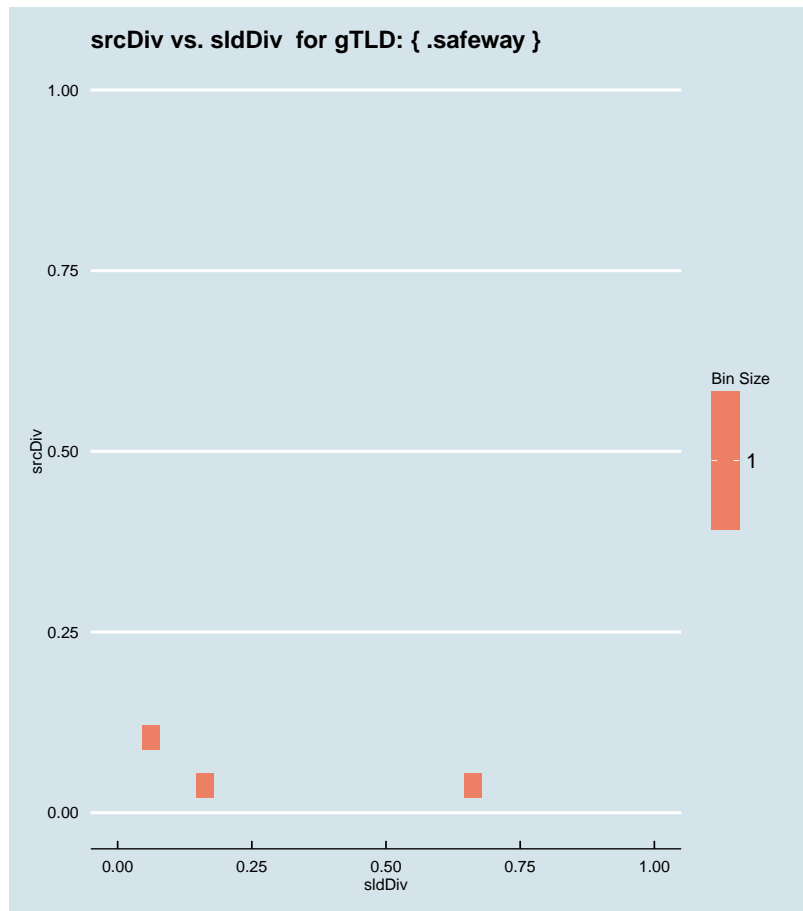


Figure 2.1434: Binned scatter-plot of srcDiv and sldDiv for gTLD: { .safeway }.

### :: 2.989 Representative SLDs for gTLD: { .sakura }

In this section, we collect representative SLDs related to gTLD: 'sakura'. We found 6 unique SLDs after filtering. A total of 14920 records were considered representative and they are 50.460% of the gTLD dump. Since the total number of records for this gTLD is 14920, there are 0 non-representative records (NRep). In addition, this set comprises  $6.11E-6$  of the entire data-set. Table 2.718 shows the corresponding SLDs ordered by the level of importance. Figure 2.1435 shows the record count (PPM) for each representative SLD. Figure 2.1436 shows the binned scatter-plot of srcDiv and sldDiv.

► { .sakura }  
 Total SLDs: 6  
 a-sldDiv: 50.460%  
 a-oR: 0.001%  
 NRep: 0

Individual SLD descriptors for gTLD: {sakura}										
SLD	count	sldDiv	$\phi$ -sldDiv	ipcount	srcDiv	$\phi$ -srcDiv	oR	a-srcDiv	a-oR	rem
INCATB	0.004	0.150	1.000	5.29E-4	0.119	0.022	1.82E-6	0.150	1.82E-6	10486
INVALID	0.003	0.108	1.000	3.44E-4	0.108	0.019	1.31E-6	0.258	3.12E-6	7299
RANDOM10	0.002	0.082	1.000	5.23E-4	0.216	0.050	9.93E-7	0.340	4.12E-6	4877
RANDOM13	0.002	0.071	1.000	5.9E-4	0.281	0.071	8.59E-7	0.411	4.98E-6	2780
wpad	0.002	0.053	1.000	4.95E-4	0.315	0.080	6.43E-7	0.464	5.62E-6	1211
INCATC	0.001	0.041	1.000	3.18E-4	0.263	0.067	4.96E-7	0.505	6.11E-6	0

Table 2.718: Top 6 most significant SLDs for gTLD 'sakura'. The SLD list holds 50.460% of the entries found in the gTLD and 6.11E-6 of the total number of entries for the entire experiment. **count** represents the number of records found for the SLD (in parts per million). **sldDiv** is the raw count divided by the number of records of this gTLD dump file. **oR** is the ratio of raw count to the total number of records of the experiment.  $\phi$ -**sldDiv** represents the  $\phi$  percentile of sldDiv on the entire data-set. **a-srcDiv** is the cumulative srcDiv variable. **a-oR** is the cumulative oR.

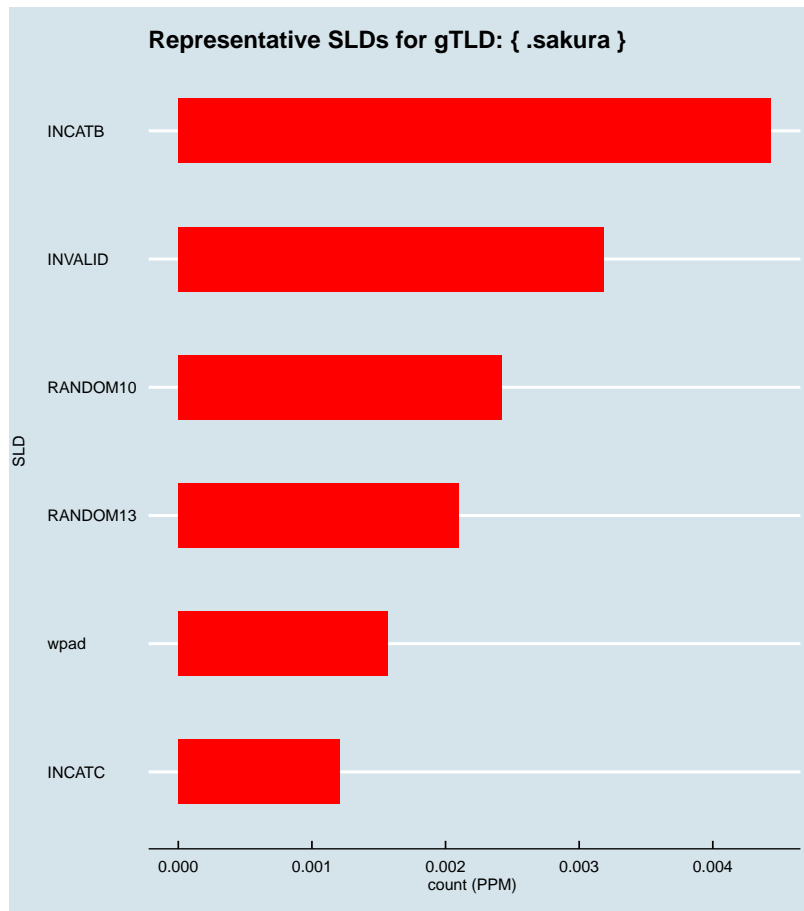


Figure 2.1435: Representative SLDs for gTLD: { .sakura }. The *x* axis displays number of times (in parts per million) the corresponding SLD (*y* axis) was found in the gTLD.

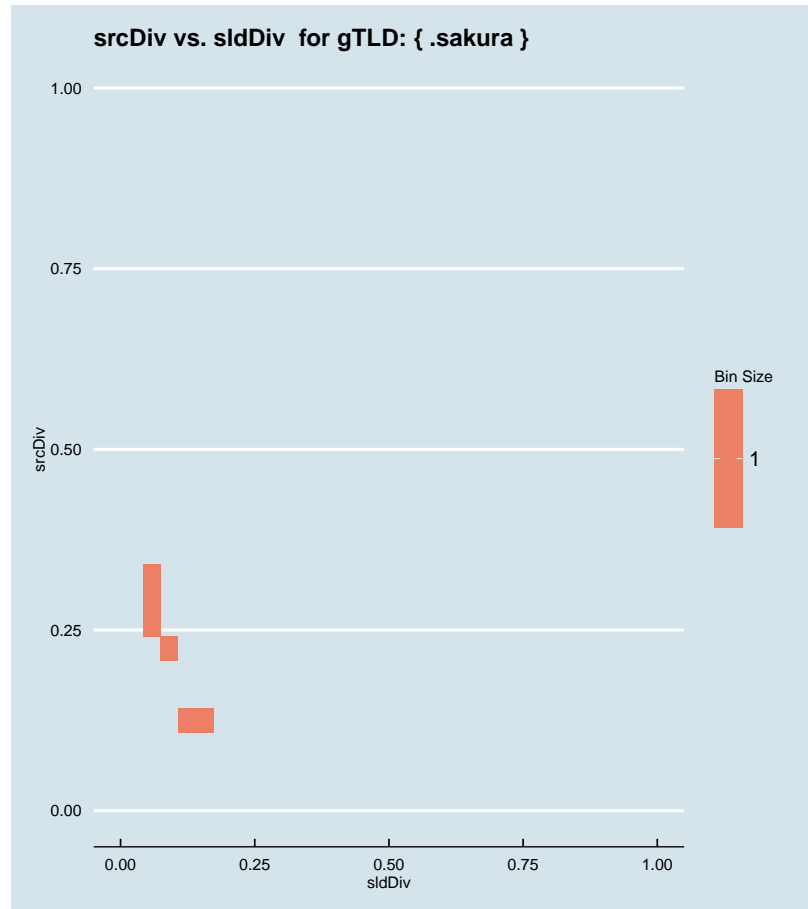


Figure 2.1436: Binned scatter-plot of srcDiv and sldDiv for gTLD: { .sakura }.

### :: 2.990 Representative SLDs for gTLD: { .sale }

In this section, we collect representative SLDs related to gTLD: 'sale'. We found 4 unique SLDs after filtering. A total of 9589 records were considered representative and they are 40.690% of the gTLD dump. Since the total number of records for this gTLD is 9589, there are 0 non-representative records (NRep). In addition, this set comprises 3.93E-6 of the entire data-set. Table 2.719 shows the corresponding SLDs ordered by the level of importance. Figure 2.1437 shows the record count (PPM) for each representative SLD. Figure 2.1438 shows the binned scatter-plot of srcDiv and sldDiv.

► { .sale }  
Total SLDs: 4  
a-sldDiv: 40.690%  
a-oR: 0.000%  
NRep: 0



Individual SLD descriptors for gTLD: {sale}										
SLD	count	sldDiv	$\phi$ -sldDiv	ipcount	srcDiv	$\phi$ -srcDiv	oR	a-srcDiv	a-oR	rem
INCATB	0.003	0.147	1.000	7.16E-4	0.206	0.048	1.42E-6	0.147	1.42E-6	6117
INCATC	0.002	0.103	1.000	6.64E-4	0.273	0.070	9.95E-7	0.250	2.42E-6	3688
for	0.002	0.081	1.000	9.29E-4	0.485	0.129	7.86E-7	0.332	3.2E-6	1771
RANDOM13	0.002	0.075	1.000	4.05E-4	0.229	0.054	7.26E-7	0.407	3.93E-6	0

Table 2.719: Top 4 most significant SLDs for gTLD 'sale'. The SLD list holds 40.690% of the entries found in the gTLD and 3.93E-6 of the total number of entries for the entire experiment. **count** represents the number of records found for the SLD (in parts per million). **sldDiv** is the raw count divided by the number of records of this gTLD dump file. **oR** is the ratio of raw count to the total number of records of the experiment.  **$\phi$ -sldDiv** represents the  $\phi$  percentile of sldDiv on the entire data-set. **a-srcDiv** is the cumulative srcDiv variable. **a-oR** is the cumulative oR.



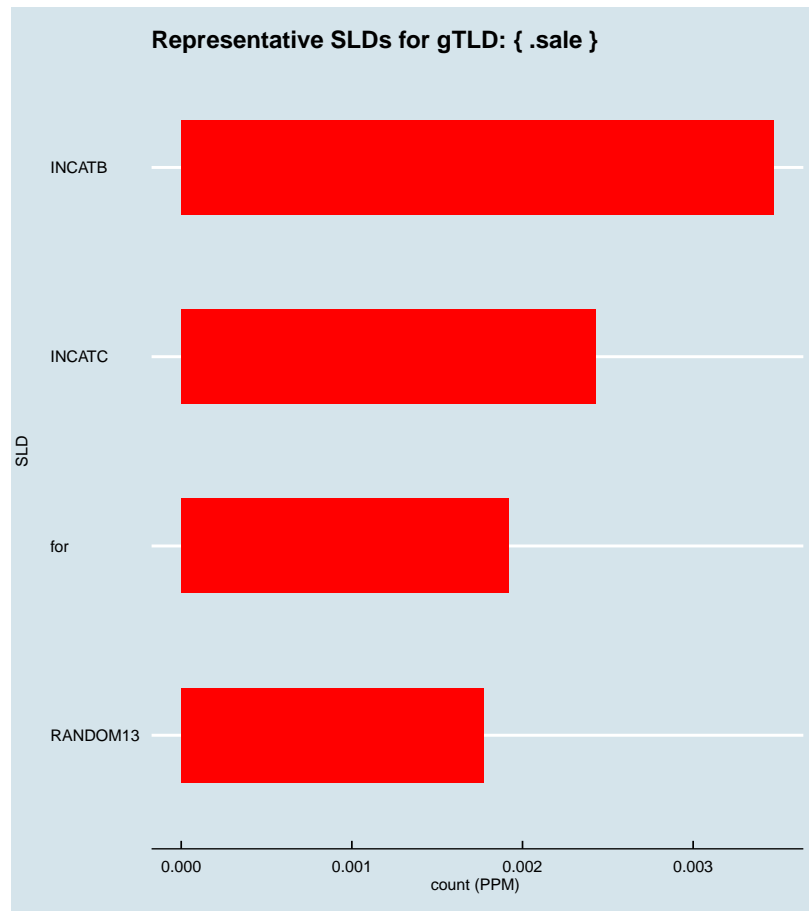


Figure 2.1437: Representative SLDs for gTLD: { .sale}. The  $x$  axis displays number of times (in parts per million) the corresponding SLD ( $y$  axis) was found in the gTLD.

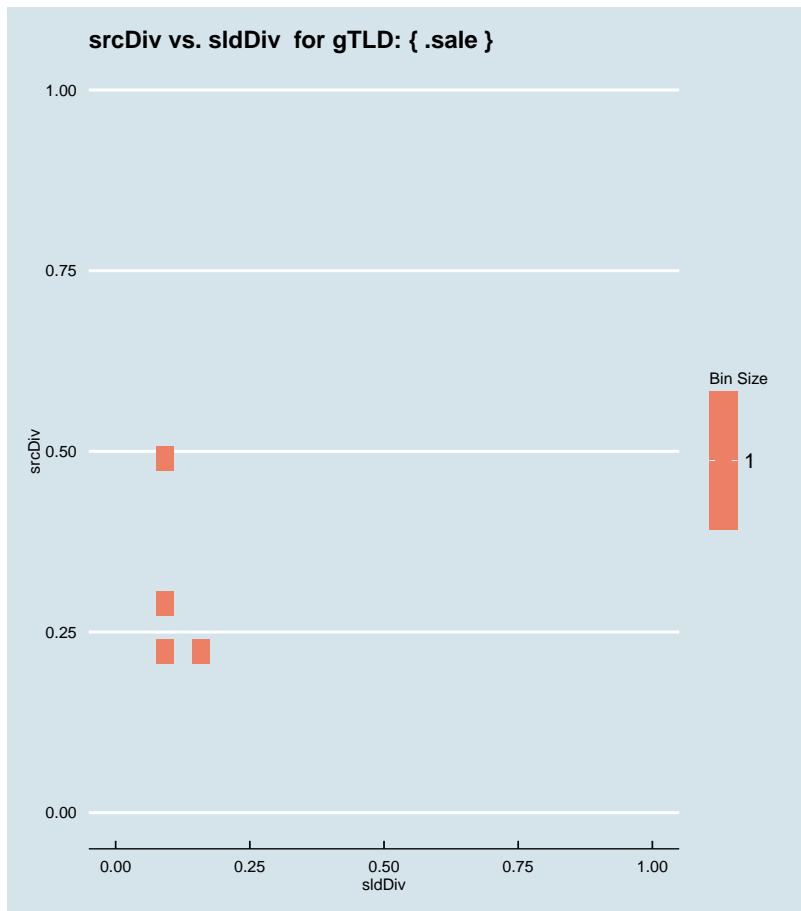


Figure 2.1438: Binned scatter-plot of srcDiv and sldDiv for gTLD: {.sale}.

### :: 2.991 Representative SLDs for gTLD: {.salon}

In this section, we collect representative SLDs related to gTLD: 'salon'. We found 10 unique SLDs after filtering. A total of 50184 records were considered representative and they are 75.717% of the gTLD dump. Since the total number of records for this gTLD is 50184, there are 0 non-representative records (NRep). In addition, this set comprises 2.06E−5 of the entire data-set. Table 2.720 shows the corresponding SLDs ordered by the level of importance. Figure 2.1439 shows the record count (PPM) for each representative SLD. Figure 2.1440 shows the binned scatter-plot of srcDiv and sldDiv.

► {.salon}  
 Total SLDs: 10  
 a-sldDiv: 75.717%  
 a-oR: 0.002%  
 NRep: 0

Individual SLD descriptors for gTLD: {salon}										
SLD	count	sldDiv	$\phi$ -sldDiv	ipcount	srcDiv	$\phi$ -srcDiv	oR	a-srcDiv	a-oR	rem
INVALID	0.012	0.180	1.000	9.2E-4	0.077	0.012	4.89E-6	0.180	4.89E-6	38250
RANDOM10	0.010	0.151	1.000	7.93E-4	0.079	0.012	4.11E-6	0.331	9E-6	28213
INCATB	0.006	0.094	1.000	5.93E-4	0.095	0.016	2.57E-6	0.426	1.16E-5	21951
wpad	0.004	0.068	1.000	9.67E-4	0.216	0.050	1.84E-6	0.494	1.34E-5	17468
INCATC	0.004	0.066	1.000	9.16E-4	0.208	0.049	1.81E-6	0.560	1.52E-5	13061
RANDOM13	0.004	0.064	1.000	5.67E-4	0.133	0.025	1.75E-6	0.625	1.7E-5	8793
posh	0.003	0.039	1.000	3.2E-5	0.012	7E-4	1.06E-6	0.663	1.8E-5	6216
isatap	0.002	0.038	1.000	7.65E-4	0.307	0.078	1.02E-6	0.701	1.9E-5	3723
kerg	0.002	0.031	1.000	3E-6	0.001	2.94E-5	8.52E-7	0.732	1.99E-5	1645
INCATF	0.002	0.025	0.999	2.58E-4	0.157	0.032	6.74E-7	0.757	2.06E-5	0

Table 2.720: Top 10 most significant SLDs for gTLD 'salon'. The SLD list holds 75.717% of the entries found in the gTLD and  $2.06E-5$  of the total number of entries for the entire experiment. **count** represents the number of records found for the SLD (in parts per million). **sldDiv** is the raw count divided by the number of records of this gTLD dump file. **oR** is the ratio of raw count to the total number of records of the experiment.  **$\phi$ -sldDiv** represents the  $\phi$  percentile of sldDiv on the entire data-set. **a-srcDiv** is the cumulative srcDiv variable. **a-oR** is the cumulative oR.

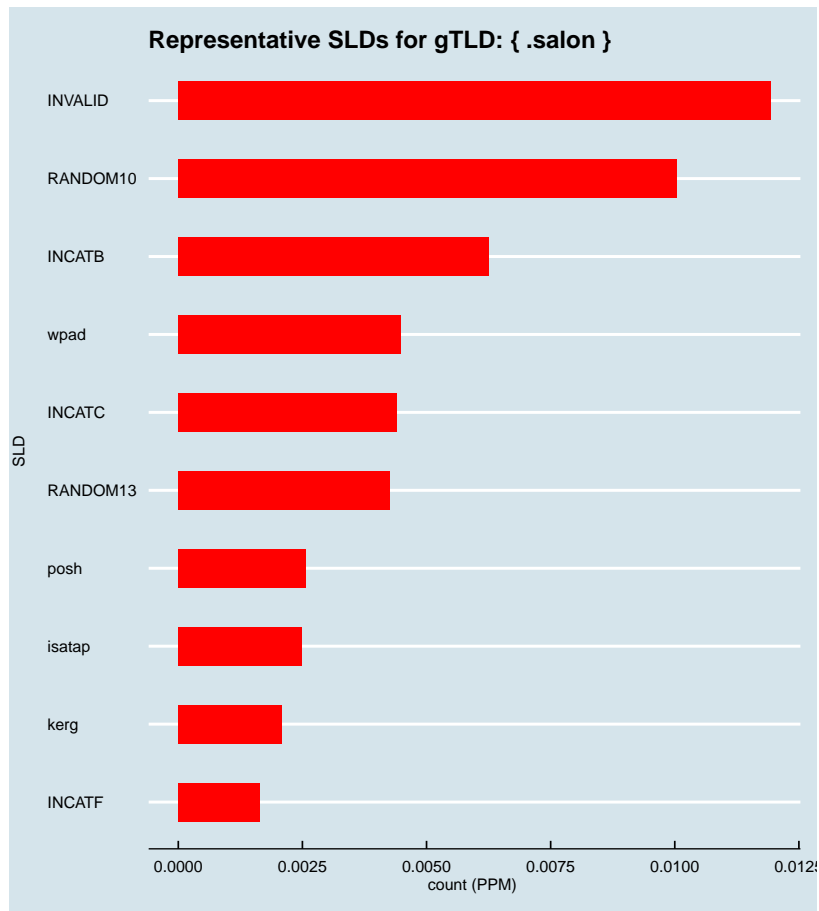


Figure 2.1439: Representative SLDs for gTLD: { .salon }. The *x* axis displays number of times (in parts per million) the corresponding SLD (*y* axis) was found in the gTLD.

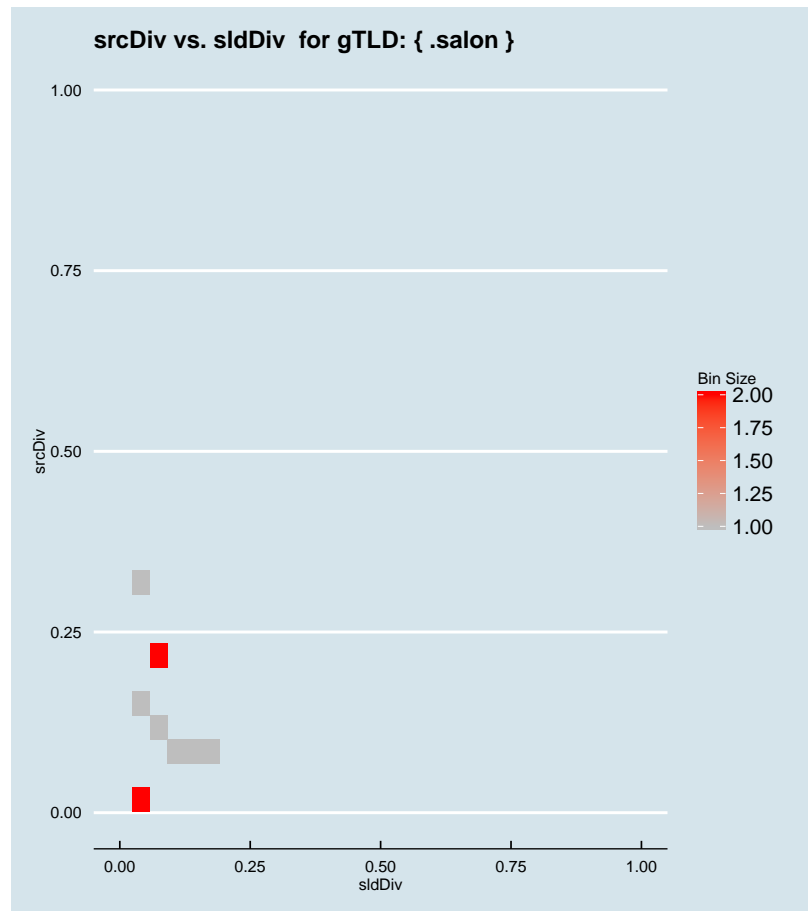


Figure 2.1440: Binned scatter-plot of srcDiv and sldDiv for gTLD: { .salon}.

### :: 2.992 Representative SLDs for gTLD: { .samsclub }

In this section, we collect representative SLDs related to gTLD: 'samsclub'. We found 1 unique SLDs after filtering. A total of 1911 records were considered representative and they are 83.232% of the gTLD dump. Since the total number of records for this gTLD is 1911, there are 0 non-representative records (NRep). In addition, this set comprises  $7.83E-7$  of the entire data-set. Table 2.721 shows the corresponding SLDs ordered by the level of importance. Figure 2.1441 shows the record count (PPM) for each representative SLD. Figure 2.1442 shows the binned scatter-plot of srcDiv and sldDiv.

► { .samsclub }  
Total SLDs: 1  
a-sldDiv: 83.232%  
a-oR: 0.000%  
NRep: 0



Individual SLD descriptors for gTLD: {samsclub}										
SLD	count	sldDiv	$\phi$ -sldDiv	ipcount	srcDiv	$\phi$ -srcDiv	oR	a-srcDiv	a-oR	rem
INCATE	0.002	0.832	1.000	0.001	0.696	0.235	7.83E-7	0.832	7.83E-7	0

Table 2.721: Top 1 most significant SLDs for gTLD 'samsclub'. The SLD list holds 83.232% of the entries found in the gTLD and 7.83E-7 of the total number of entries for the entire experiment. **count** represents the number of records found for the SLD (in parts per million). **sldDiv** is the raw count divided by the number of records of this gTLD dump file. **oR** is the ratio of raw count to the total number of records of the experiment.  $\phi$ -**sldDiv** represents the  $\phi$  percentile of sldDiv on the entire data-set. **a-srcDiv** is the cumulative srcDiv variable. **a-oR** is the cumulative oR.

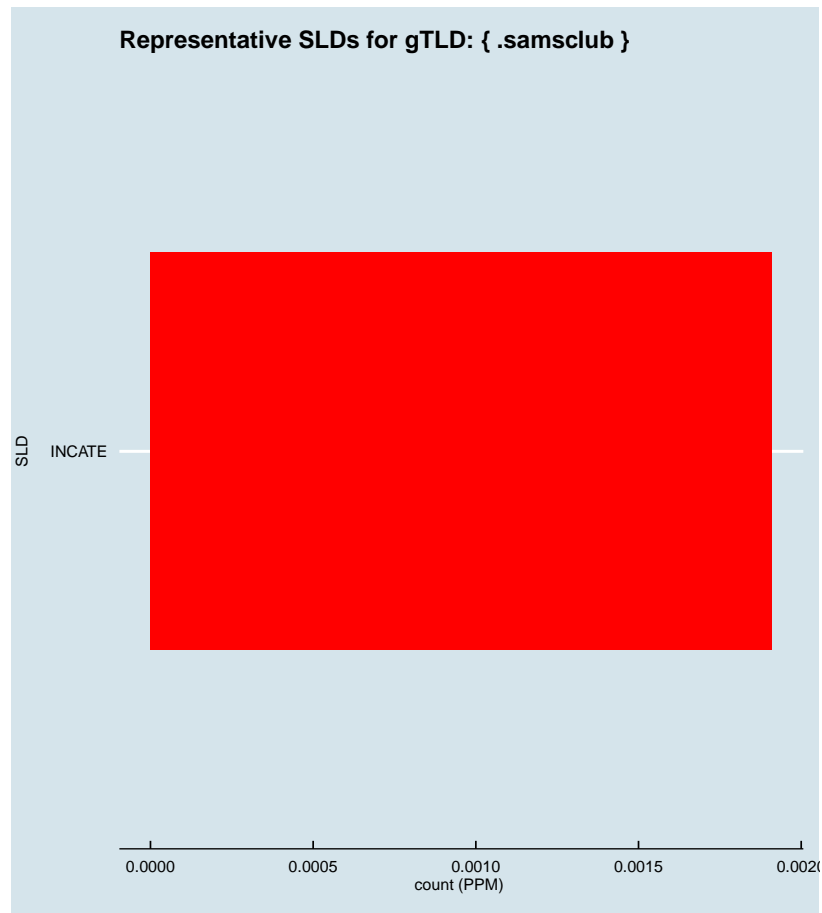


Figure 2.1441: Representative SLDs for gTLD: { .samsclub }. The  $x$  axis displays number of times (in parts per million) the corresponding SLD ( $y$  axis) was found in the gTLD.

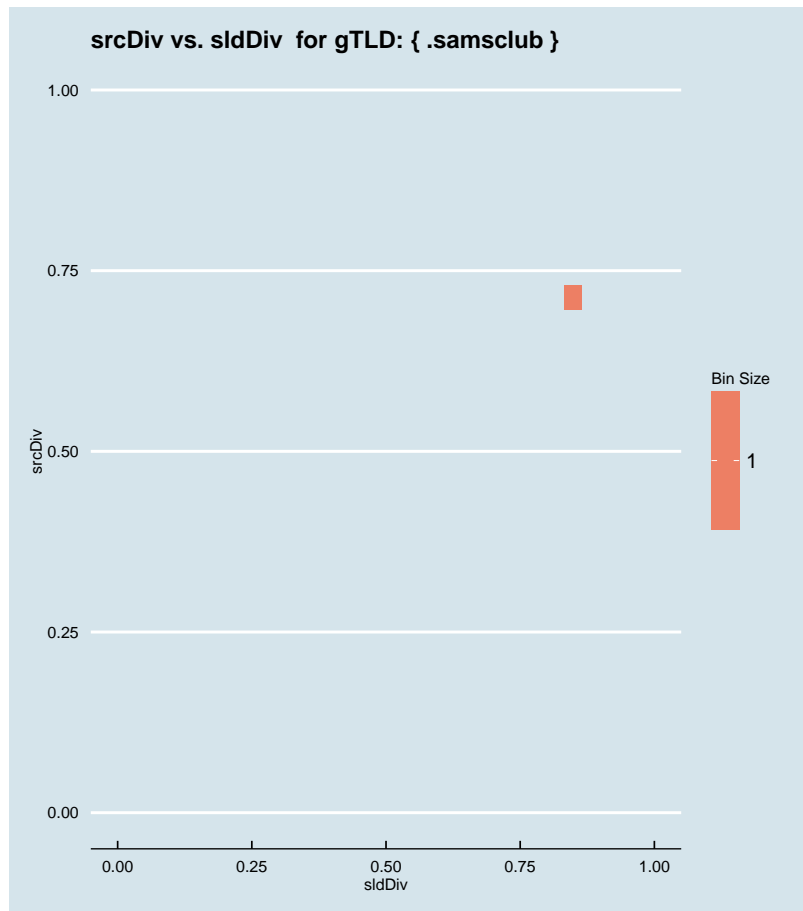


Figure 2.1442: Binned scatter-plot of srcDiv and sldDiv for gTLD: { .samsclub }.

### :: 2.993 Representative SLDs for gTLD: { .samsung }

In this section, we collect representative SLDs related to gTLD: 'samsung'. We found 14 unique SLDs after filtering. A total of 591326 records were considered representative and they are 84.973% of the gTLD dump. Since the total number of records for this gTLD is 591326, there are 0 non-representative records (NRep). In addition, this set comprises 2.42E−4 of the entire data-set. Table 2.722 shows the corresponding SLDs ordered by the level of importance. Figure 2.1443 shows the record count (PPM) for each representative SLD. Figure 2.1444 shows the binned scatter-plot of srcDiv and sldDiv.

► { .samsung }  
 Total SLDs: 14  
 a-sldDiv: 84.973%  
 a-oR: 0.024%  
 NRep: 0



Individual SLD descriptors for gTLD: {.samsung}										
SLD	count	sldDiv	$\phi$ -sldDiv	ipcount	srcDiv	$\phi$ -srcDiv	oR	a-srcDiv	a-oR	rem
INCATB	0.282	0.405	1.000	0.003	0.011	5.73E-4	1.16E-4	0.405	1.16E-4	309270
INVALID	0.110	0.159	1.000	0.002	0.018	0.001	4.53E-5	0.564	1.61E-4	198773
RANDOM10	0.101	0.145	1.000	0.004	0.039	0.004	4.14E-5	0.709	2.02E-4	97694
wpad	0.023	0.033	1.000	0.004	0.191	0.042	9.46E-6	0.743	2.12E-4	74604
INCATC	0.020	0.029	0.999	0.003	0.155	0.032	8.34E-6	0.772	2.2E-4	54251
isatap	0.018	0.026	0.999	0.004	0.229	0.054	7.32E-6	0.797	2.27E-4	36378
INCATE	0.011	0.016	0.999	0.006	0.528	0.179	4.64E-6	0.814	2.32E-4	25052
RANDOM13	0.009	0.014	0.999	9.86E-4	0.104	0.018	3.87E-6	0.827	2.36E-4	15597
SHORTSLD	0.005	0.007	0.999	0.001	0.228	0.054	2.07E-6	0.835	2.38E-4	10537
INCATD	0.003	0.005	0.999	6.2E-4	0.183	0.040	1.39E-6	0.839	2.39E-4	7146
http	0.002	0.003	0.998	5.76E-4	0.278	0.070	8.48E-7	0.842	2.4E-4	5076
nika	0.002	0.003	0.998	3E-6	0.002	3.75E-5	7.5E-7	0.845	2.41E-4	3247
testprint	0.002	0.002	0.998	1.56E-4	0.092	0.015	6.92E-7	0.847	2.42E-4	1558
user-pc	0.002	0.002	0.998	5.14E-4	0.330	0.082	6.38E-7	0.850	2.42E-4	0

Table 2.722: Top 14 most significant SLDs for gTLD 'samsung'. The SLD list holds 84.973% of the entries found in the gTLD and 2.42E-4 of the total number of entries for the entire experiment. **count** represents the number of records found for the SLD (in parts per million). **sldDiv** is the raw count divided by the number of records of this gTLD dump file. **oR** is the ratio of raw count to the total number of records of the experiment.  **$\phi$ -sldDiv** represents the  $\phi$  percentile of sldDiv on the entire data-set. **a-srcDiv** is the cumulative srcDiv variable. **a-oR** is the cumulative oR.

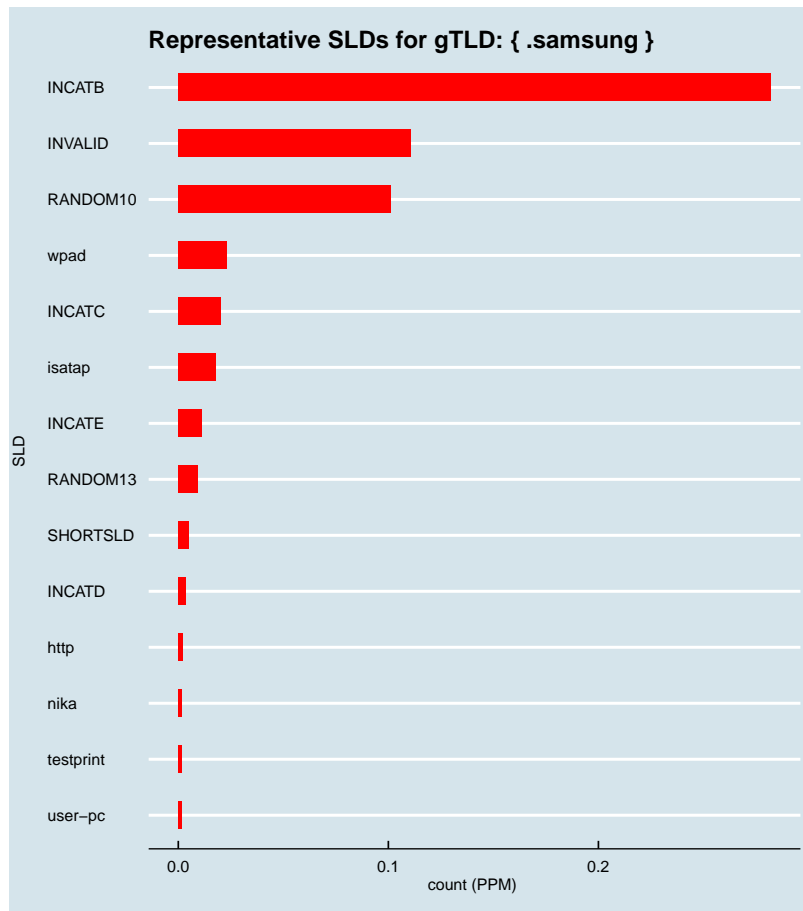


Figure 2.1443: Representative SLDs for gTLD: { .samsung }. The x axis displays number of times (in parts per million) the corresponding SLD (y axis) was found in the gTLD.

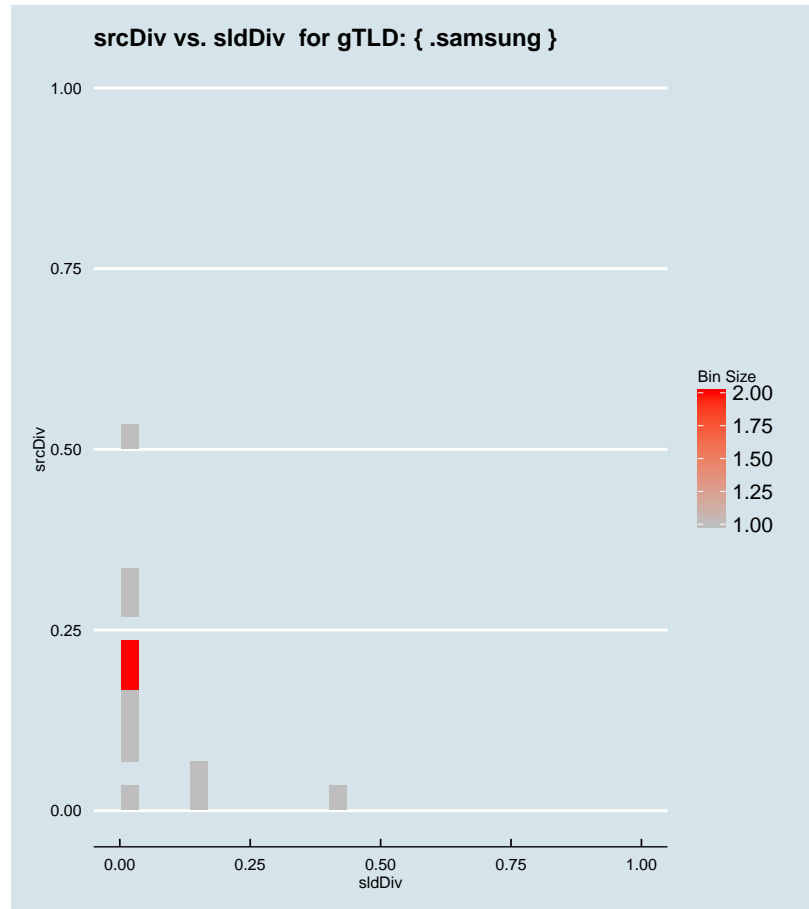


Figure 2.1444: Binned scatter-plot of srcDiv and sldDiv for gTLD: { .samsung }.

### :: 2.994 Representative SLDs for gTLD: { .sandvik }

In this section, we collect representative SLDs related to gTLD: 'sandvik'. We found 0 unique SLDs after filtering. A total of 0 records were considered representative and they are 0.000% of the gTLD dump. Since the total number of records for this gTLD is 0, there are 0 non-representative records (NRep). In addition, this set comprises 0E0 of the entire data-set.

► { .sandvik }  
Total SLDs: 0  
a-sldDiv: 0.000%  
a-oR: 0.000%  
NRep: 0



:: 2.995 Representative SLDs for gTLD: {*.sandvikcoromant*}

In this section, we collect representative SLDs related to gTLD: '*sandvikcoromant*'. We found 0 unique SLDs after filtering. A total of 0 records were considered representative and they are 0.000% of the gTLD dump. Since the total number of records for this gTLD is 0, there are 0 non-representative records (NRep). In addition, this set comprises 0E0 of the entire data-set.

► {*.sandvikcoromant*}  
 Total SLDs: 0  
 a-sldDiv: 0.000%  
 a-oR: 0.000%  
 NRep: 0

:: 2.996 Representative SLDs for gTLD: {*.sanofi*}

In this section, we collect representative SLDs related to gTLD: '*sanofi*'. We found 1 unique SLDs after filtering. A total of 1469 records were considered representative and they are 28.321% of the gTLD dump. Since the total number of records for this gTLD is 1469, there are 0 non-representative records (NRep). In addition, this set comprises 6.02E-7 of the entire data-set. Table 2.723 shows the corresponding SLDs ordered by the level of importance. Figure 2.1445 shows the record count (PPM) for each representative SLD. Figure 2.1446 shows the binned scatter-plot of *srcDiv* and *sldDiv*.

► {*.sanofi*}  
 Total SLDs: 1  
 a-sldDiv: 28.321%  
 a-oR: 0.000%  
 NRep: 0

Individual SLD descriptors for gTLD: { <i>.sanofi</i> }										
SLD	count	sldDiv	$\phi$ -sldDiv	ipcount	srcDiv	$\phi$ -srcDiv	oR	a-srcDiv	a-oR	rem
INCATF	0.001	0.283	1.000	3E-6	0.002	5.23E-5	6.02E-7	0.283	6.02E-7	0

Table 2.723: Top 1 most significant SLDs for gTLD '*sanofi*'. The SLD list holds 28.321% of the entries found in the gTLD and 6.02E-7 of the total number of entries for the entire experiment. **count** represents the number of records found for the SLD (in parts per million). **sldDiv** is the raw count divided by the number of records of this gTLD dump file. **oR** is the ratio of raw count to the total number of records of the experiment.  **$\phi$ -sldDiv** represents the  $\phi$  percentile of *sldDiv* on the entire data-set. **a-srcDiv** is the cumulative *srcDiv* variable. **a-oR** is the cumulative oR.

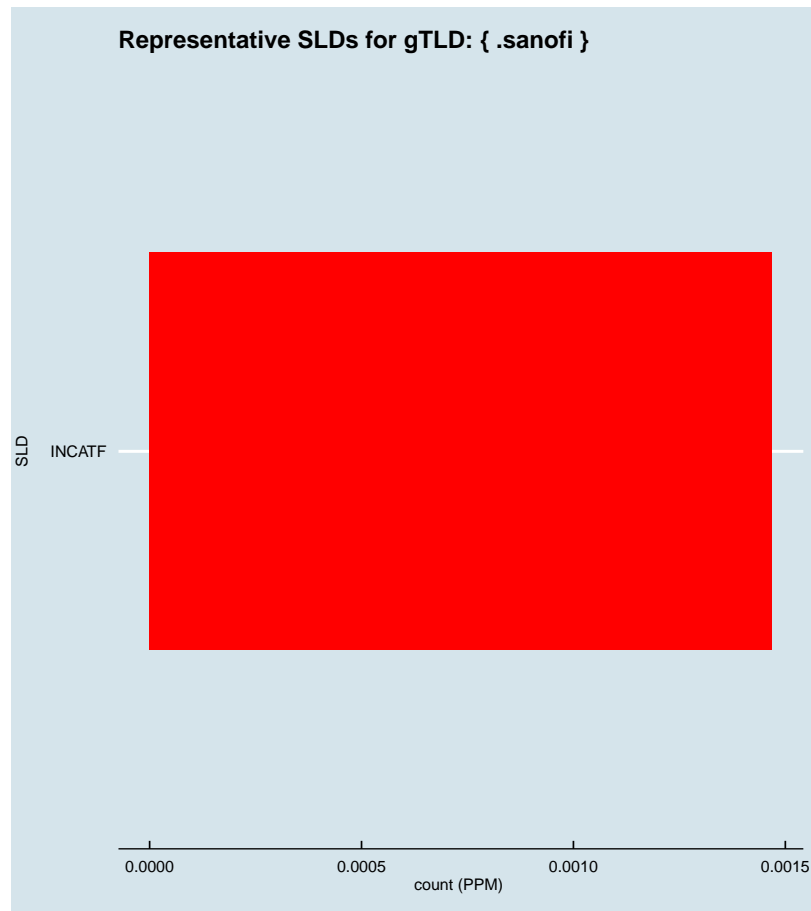


Figure 2.1445: Representative SLDs for gTLD: { .sanofi}. The  $x$  axis displays number of times (in parts per million) the corresponding SLD ( $y$  axis) was found in the gTLD.

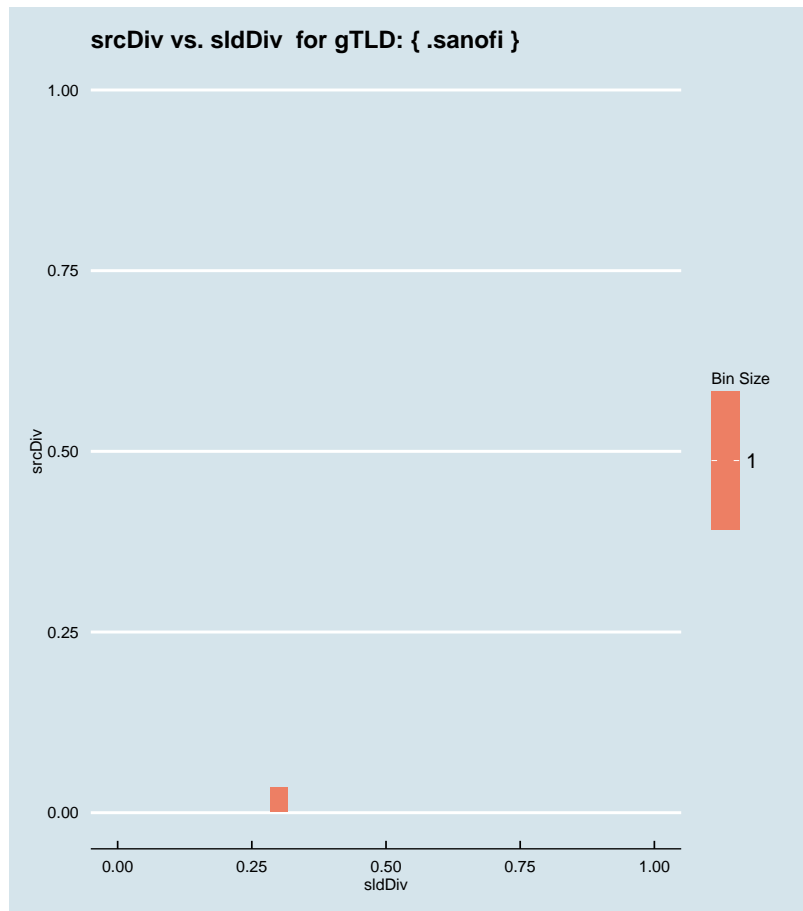


Figure 2.1446: Binned scatter-plot of srcDiv and sldDiv for gTLD: { .sanofi}.

### :: 2.997 Representative SLDs for gTLD: { .sap}

In this section, we collect representative SLDs related to gTLD: 'sap'. We found 18 unique SLDs after filtering. A total of 1821723 records were considered representative and they are 98.102% of the gTLD dump. Since the total number of records for this gTLD is 1821723, there are 0 non-representative records (NRep). In addition, this set comprises 7.47E-4 of the entire data-set. Table 2.724 shows the corresponding SLDs ordered by the level of importance. Figure 2.1447 shows the record count (PPM) for each representative SLD. Figure 2.1448 shows the binned scatter-plot of srcDiv and sldDiv.

► { .sap}  
 Total SLDs: 18  
 a-sldDiv: 98.102%  
 a-oR: 0.075%  
 NRep: 0

Individual SLD descriptors for gTLD: {sap}										
SLD	count	sldDiv	$\phi$ -sldDiv	ipcount	srcDiv	$\phi$ -srcDiv	oR	a-srcDiv	a-oR	rem
INCATC	1.668	0.898	1.000	0.032	0.019	0.001	6.84E-4	0.898	6.84E-4	153235
gate01w	0.038	0.021	0.999	1.05E-4	0.003	8.4E-5	1.57E-5	0.919	6.99E-4	114828
INCATD	0.030	0.016	0.999	0.008	0.252	0.065	1.24E-5	0.935	7.12E-4	84639
INCATF	0.020	0.011	0.999	0.001	0.073	0.011	8.25E-6	0.946	7.2E-4	64507
INVALID	0.011	0.006	0.999	6.66E-4	0.059	0.008	4.64E-6	0.952	7.25E-4	53178
SHORTSLD	0.010	0.005	0.999	6.58E-4	0.065	0.009	4.17E-6	0.958	7.29E-4	42998
RANDOM13	0.008	0.004	0.998	8.39E-4	0.111	0.020	3.09E-6	0.962	7.32E-4	35455
INCATB	0.006	0.003	0.998	0.001	0.227	0.054	2.61E-6	0.965	7.35E-4	29082
vacuum	0.006	0.003	0.998	5.68E-4	0.094	0.015	2.49E-6	0.969	7.37E-4	23014
RANDOM10	0.004	0.002	0.998	5.74E-4	0.135	0.026	1.75E-6	0.971	7.39E-4	18747
celam	0.004	0.002	0.998	5.37E-4	0.137	0.027	1.61E-6	0.973	7.4E-4	14818
ntv	0.003	0.002	0.998	2.78E-4	0.081	0.012	1.41E-6	0.975	7.42E-4	11389
gruarc99	0.003	0.002	0.997	0.001	0.327	0.082	1.28E-6	0.977	7.43E-4	8269
wpad	0.002	0.001	0.997	6.06E-4	0.246	0.057	1.01E-6	0.978	7.44E-4	5809
isatap	0.002	8.43E-4	0.996	4.8E-4	0.307	0.078	6.42E-7	0.979	7.45E-4	4243
blogs	0.001	8.01E-4	0.996	4.91E-4	0.330	0.082	6.1E-7	0.980	7.45E-4	2755
illumiti	0.001	7.59E-4	0.996	2.28E-4	0.162	0.033	5.77E-7	0.980	7.46E-4	1346
zeltweg	0.001	7.25E-4	0.996	4E-6	0.003	9.25E-5	5.52E-7	0.981	7.47E-4	0

Table 2.724: Top 18 most significant SLDs for gTLD 'sap'. The SLD list holds 98.102% of the entries found in the gTLD and 7.47E-4 of the total number of entries for the entire experiment. **count** represents the number of records found for the SLD (in parts per million). **sldDiv** is the raw count divided by the number of records of this gTLD dump file. **oR** is the ratio of raw count to the total number of records of the experiment.  **$\phi$ -sldDiv** represents the  $\phi$  percentile of sldDiv on the entire data-set. **a-srcDiv** is the cumulative srcDiv variable. **a-oR** is the cumulative oR.

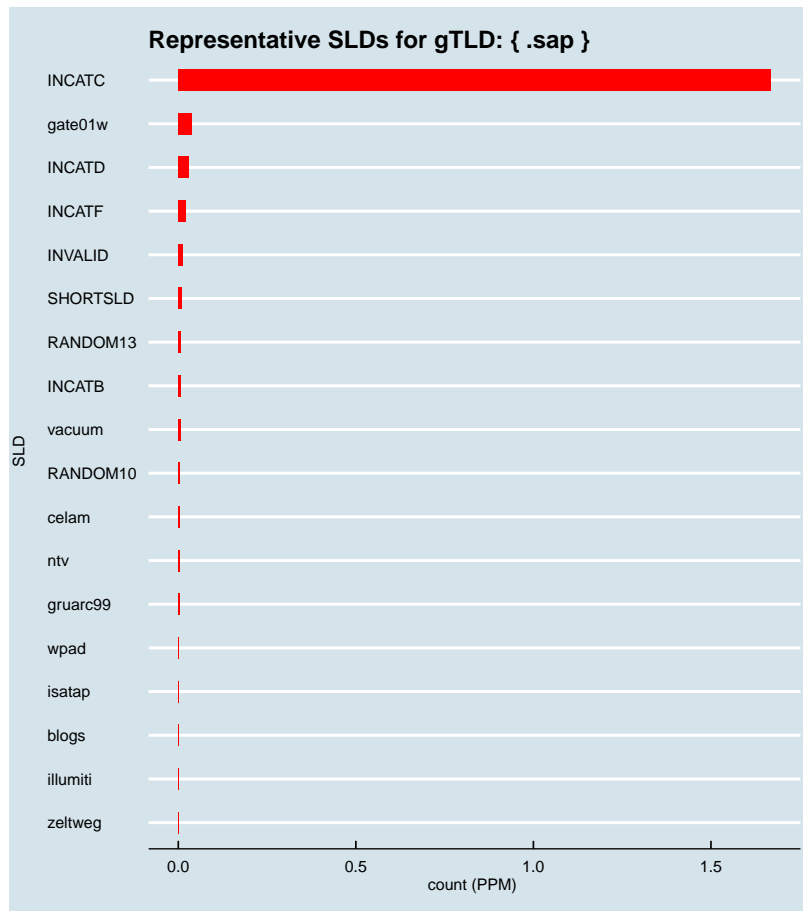


Figure 2.1447: Representative SLDs for gTLD: { .sap}. The x axis displays number of times (in parts per million) the corresponding SLD (y axis) was found in the gTLD.



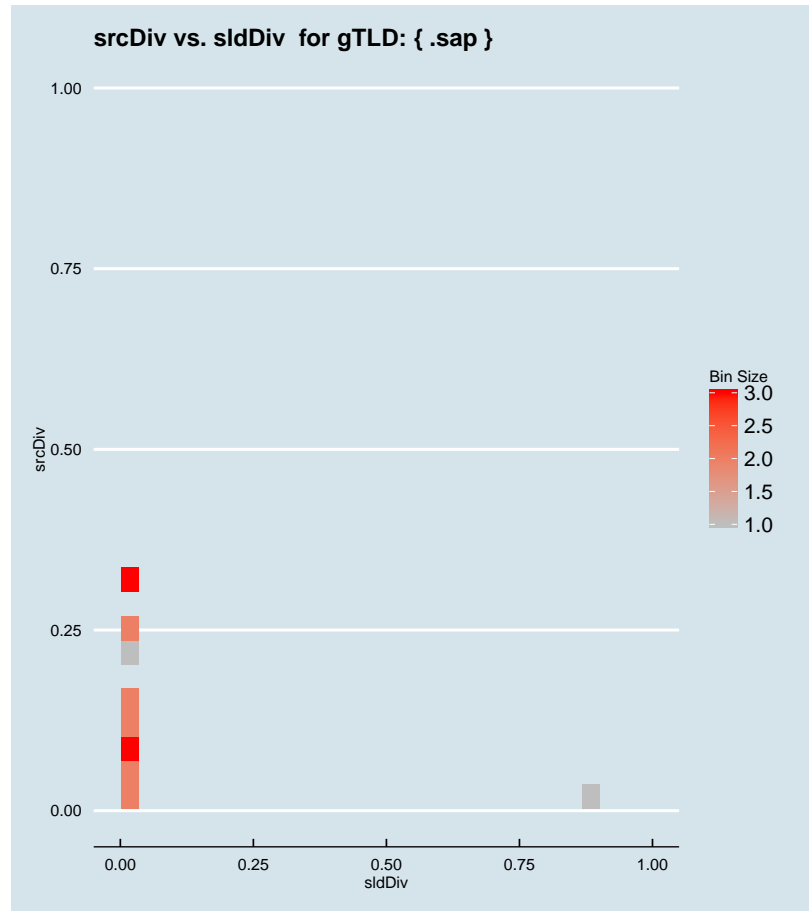


Figure 2.1448: Binned scatter-plot of srcDiv and sldDiv for gTLD: { .sap }.

### :: 2.998 Representative SLDs for gTLD: { .sapo }

In this section, we collect representative SLDs related to gTLD: 'sapo'. We found 5 unique SLDs after filtering. A total of 9639 records were considered representative and they are 53.325% of the gTLD dump. Since the total number of records for this gTLD is 9639, there are 0 non-representative records (NRep). In addition, this set comprises 3.95E-6 of the entire data-set. Table 2.725 shows the corresponding SLDs ordered by the level of importance. Figure 2.1449 shows the record count (PPM) for each representative SLD. Figure 2.1450 shows the binned scatter-plot of srcDiv and sldDiv.

► { .sapo }  
Total SLDs: 5  
a-sldDiv: 53.325%  
a-oR: 0.000%  
NRep: 0

Individual SLD descriptors for gTLD: {sapo}										
SLD	count	sldDiv	$\phi$ -sldDiv	ipcount	srcDiv	$\phi$ -srcDiv	oR	a-srcDiv	a-oR	rem
INCATB	0.004	0.201	1.000	0.002	0.494	0.130	1.49E-6	0.201	1.49E-6	6003
blogs	0.002	0.089	1.000	7.18E-4	0.447	0.123	6.58E-7	0.290	2.15E-6	4398
INCATE	0.002	0.088	1.000	6.14E-4	0.386	0.106	6.52E-7	0.378	2.8E-6	2808
RANDOM10	0.002	0.088	1.000	1.37E-4	0.086	0.014	6.49E-7	0.466	3.45E-6	1224
tjenester	0.001	0.068	1.000	1.4E-4	0.114	0.021	5.02E-7	0.533	3.95E-6	0

Table 2.725: Top 5 most significant SLDs for gTLD 'sapo'. The SLD list holds 53.325% of the entries found in the gTLD and 3.95E-6 of the total number of entries for the entire experiment. **count** represents the number of records found for the SLD (in parts per million). **sldDiv** is the raw count divided by the number of records of this gTLD dump file. **oR** is the ratio of raw count to the total number of records of the experiment.  **$\phi$ -sldDiv** represents the  $\phi$  percentile of sldDiv on the entire data-set. **a-srcDiv** is the cumulative srcDiv variable. **a-oR** is the cumulative oR.

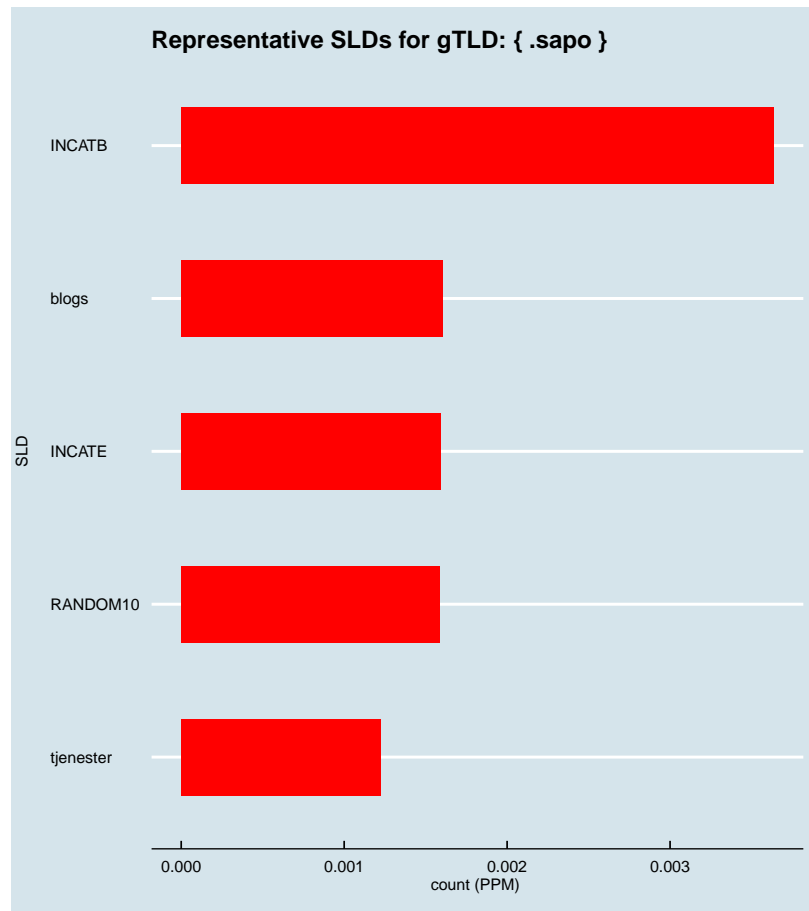


Figure 2.1449: Representative SLDs for gTLD: { .sapo }. The  $x$  axis displays number of times (in parts per million) the corresponding SLD ( $y$  axis) was found in the gTLD.

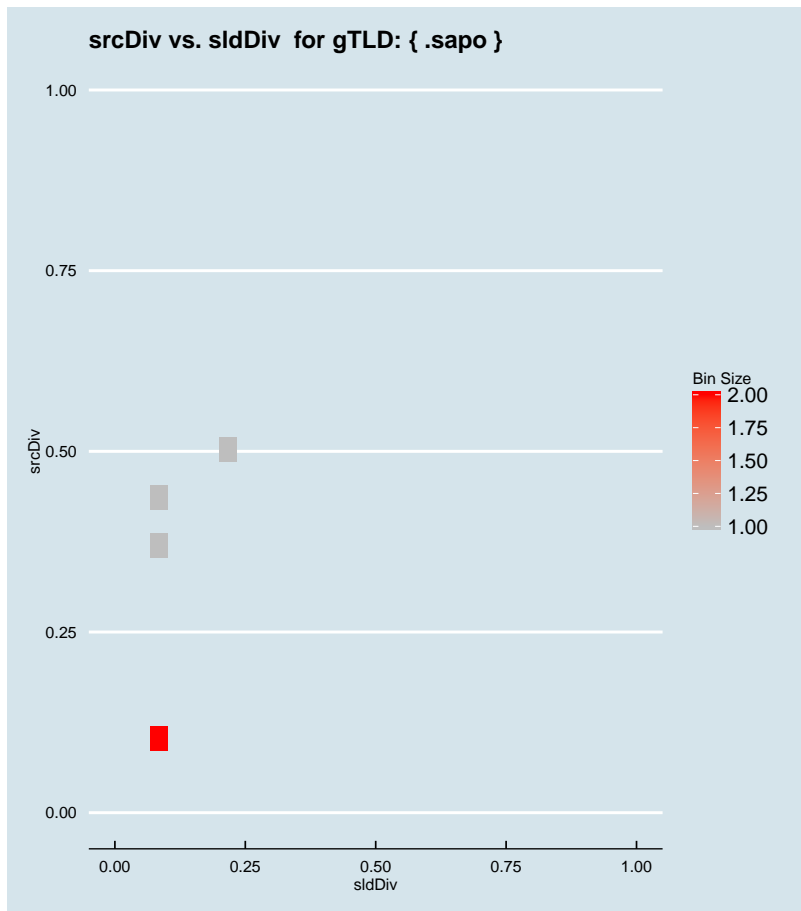


Figure 2.1450: Binned scatter-plot of srcDiv and sldDiv for gTLD: { .sapo }.

### :: 2.999 Representative SLDs for gTLD: { .sapphire }

In this section, we collect representative SLDs related to gTLD: 'sapphire'. We found 2 unique SLDs after filtering. A total of 5138 records were considered representative and they are 50.666% of the gTLD dump. Since the total number of records for this gTLD is 5138, there are 0 non-representative records (NRep). In addition, this set comprises 2.11E-6 of the entire data-set. Table 2.726 shows the corresponding SLDs ordered by the level of importance. Figure 2.1451 shows the record count (PPM) for each representative SLD. Figure 2.1452 shows the binned scatter-plot of srcDiv and sldDiv.

► { .sapphire }  
 Total SLDs: 2  
 a-sldDiv: 50.666%  
 a-oR: 0.000%  
 NRep: 0

Individual SLD descriptors for gTLD: {sapphire}										
SLD	count	sldDiv	$\phi$ -sldDiv	ipcount	srcDiv	$\phi$ -srcDiv	oR	a-srcDiv	a-oR	rem
INVALID	0.004	0.373	1.000	3.21E-4	0.085	0.013	1.55E-6	0.373	1.55E-6	1359
INCATB	0.001	0.134	1.000	1.32E-4	0.097	0.016	5.57E-7	0.507	2.11E-6	0

Table 2.726: Top 2 most significant SLDs for gTLD 'sapphire'. The SLD list holds 50.666% of the entries found in the gTLD and 2.11E-6 of the total number of entries for the entire experiment. **count** represents the number of records found for the SLD (in parts per million). **sldDiv** is the raw count divided by the number of records of this gTLD dump file. **oR** is the ratio of raw count to the total number of records of the experiment.  $\phi$ -**sldDiv** represents the  $\phi$  percentile of sldDiv on the entire data-set. **a-srcDiv** is the cumulative srcDiv variable. **a-oR** is the cumulative oR.

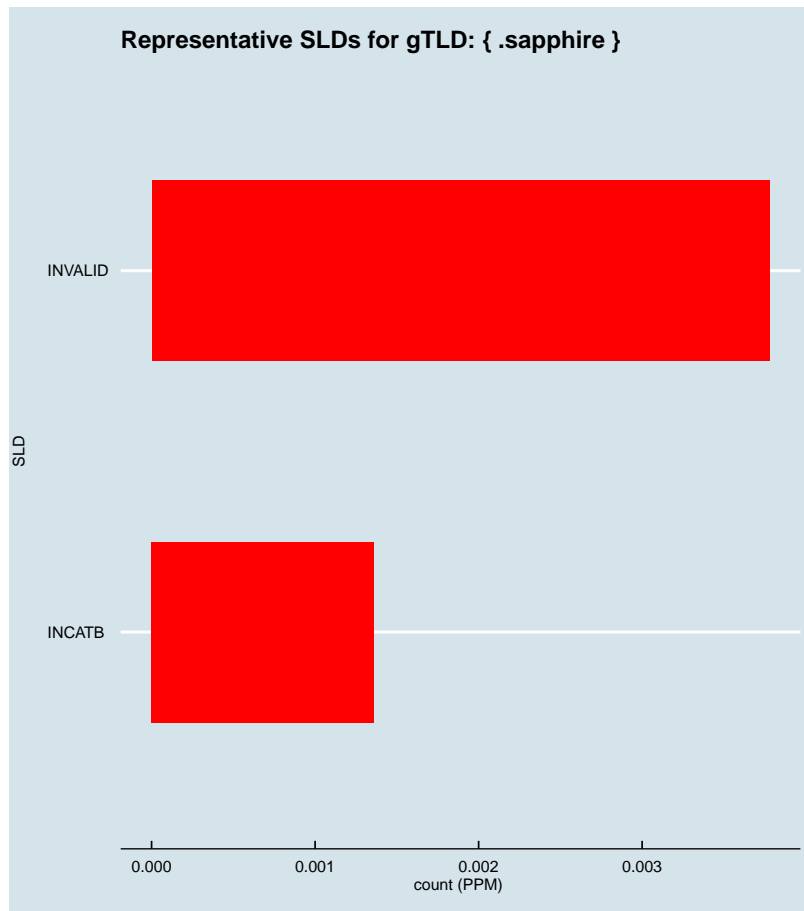


Figure 2.1451: Representative SLDs for gTLD: { .sapphire}. The x axis displays number of times (in parts per million) the corresponding SLD (y axis) was found in the gTLD.

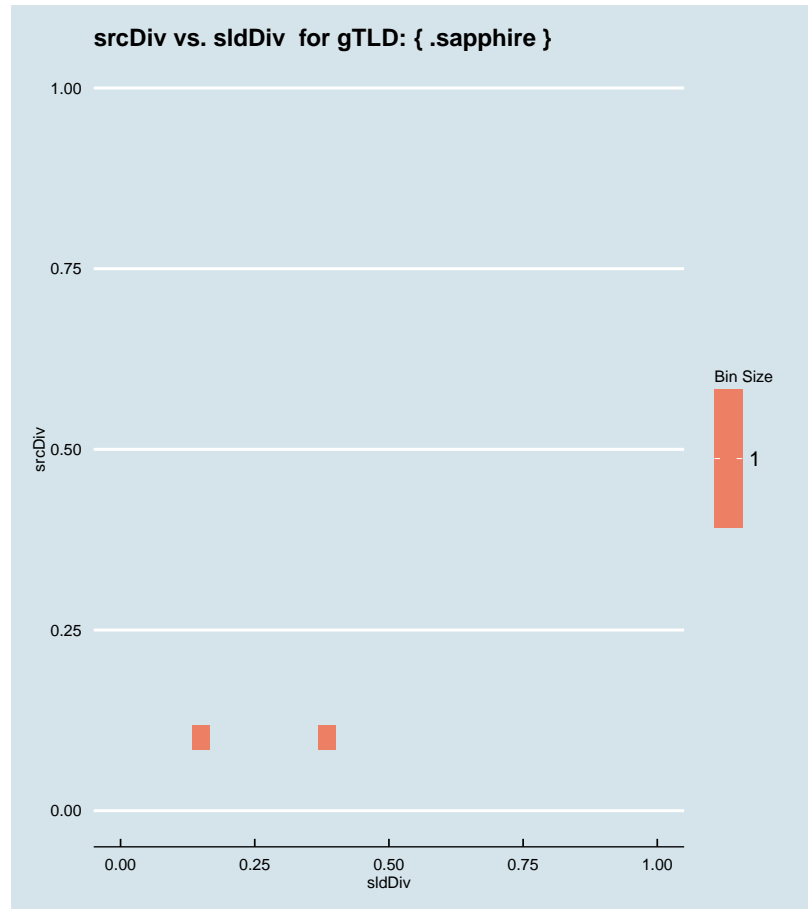


Figure 2.1452: Binned scatter-plot of srcDiv and sldDiv for gTLD: { .sapphire}.

### ∴ 2.1000 Representative SLDs for gTLD: { .sarl }

In this section, we collect representative SLDs related to gTLD: 'sarl'. We found 4 unique SLDs after filtering. A total of 19684 records were considered representative and they are 68.191% of the gTLD dump. Since the total number of records for this gTLD is 19684, there are 0 non-representative records (NRep). In addition, this set comprises 8.07E-6 of the entire data-set. Table 2.727 shows the corresponding SLDs ordered by the level of importance. Figure 2.1453 shows the record count (PPM) for each representative SLD. Figure 2.1454 shows the binned scatter-plot of srcDiv and sldDiv.

► { .sarl }  
Total SLDs: 4  
a-sldDiv: 68.191%  
a-oR: 0.001%  
NRep: 0



Individual SLD descriptors for gTLD: {sarl}										
SLD	count	sldDiv	$\phi$ -sldDiv	ipcount	srcDiv	$\phi$ -srcDiv	oR	a-srcDiv	a-oR	rem
INCATF	0.008	0.263	1.000	3.08E-4	0.041	0.004	3.12E-6	0.263	3.12E-6	12081
zurcher	0.006	0.192	1.000	2.8E-5	0.005	1.89E-4	2.27E-6	0.455	5.38E-6	6544
sepret	0.004	0.133	1.000	5.6E-5	0.015	8.99E-4	1.58E-6	0.589	6.96E-6	2696
RANDOM13	0.003	0.093	1.000	1.02E-4	0.038	0.004	1.1E-6	0.682	8.07E-6	0

Table 2.727: Top 4 most significant SLDs for gTLD 'sarl'. The SLD list holds 68.191% of the entries found in the gTLD and 8.07E-6 of the total number of entries for the entire experiment. **count** represents the number of records found for the SLD (in parts per million). **sldDiv** is the raw count divided by the number of records of this gTLD dump file. **oR** is the ratio of raw count to the total number of records of the experiment.  **$\phi$ -sldDiv** represents the  $\phi$  percentile of sldDiv on the entire data-set. **a-srcDiv** is the cumulative srcDiv variable. **a-oR** is the cumulative oR.



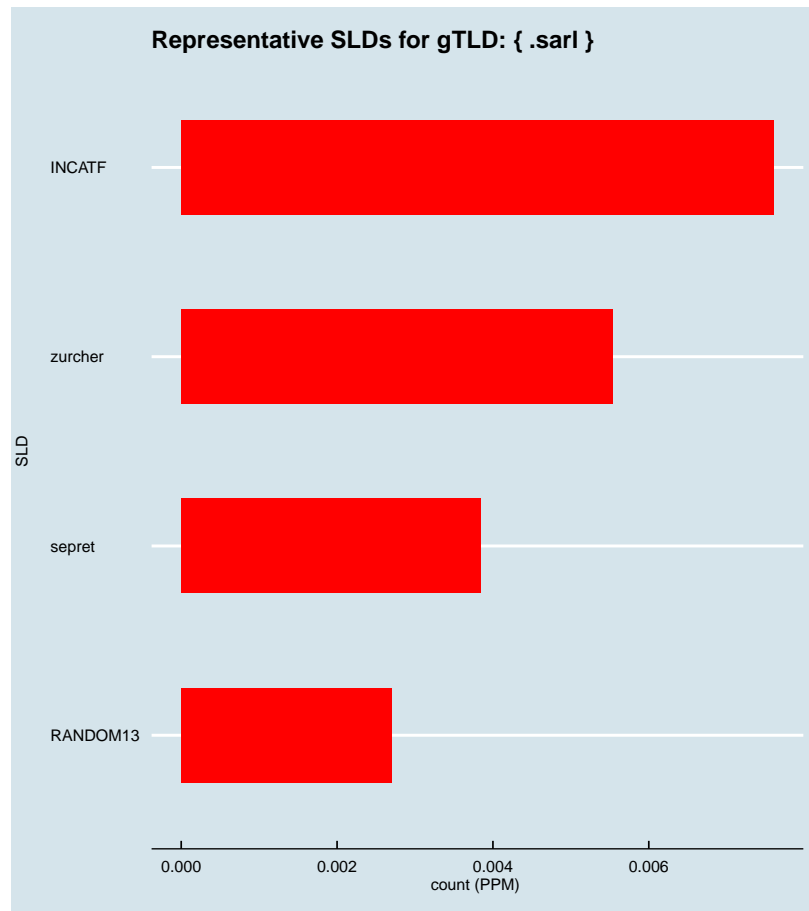


Figure 2.1453: Representative SLDs for gTLD: { .sarl}. The  $x$  axis displays number of times (in parts per million) the corresponding SLD ( $y$  axis) was found in the gTLD.

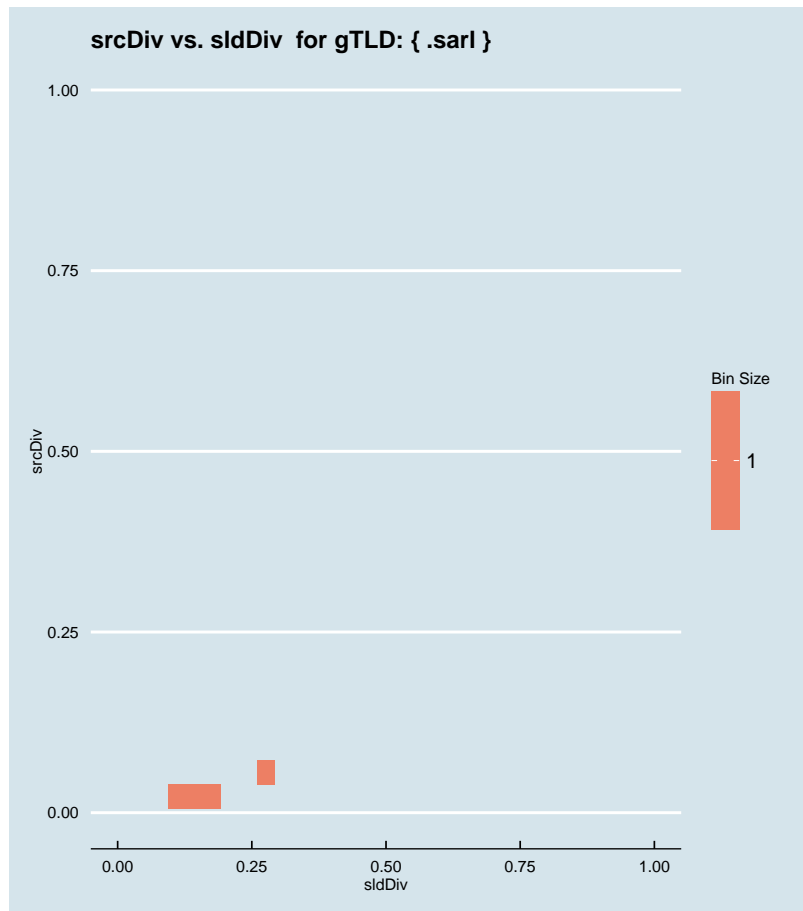


Figure 2.1454: Binned scatter-plot of srcDiv and sldDiv for gTLD: { .sarl }.

### :: 2.1001 Representative SLDs for gTLD: { .sas }

In this section, we collect representative SLDs related to gTLD: 'sas'. We found 18 unique SLDs after filtering. A total of 123294 records were considered representative and they are 74.854% of the gTLD dump. Since the total number of records for this gTLD is 123294, there are 0 non-representative records (NRep). In addition, this set comprises 5.05E-5 of the entire data-set. Table 2.728 shows the corresponding SLDs ordered by the level of importance. Figure 2.1455 shows the record count (PPM) for each representative SLD. Figure 2.1456 shows the binned scatter-plot of srcDiv and sldDiv.

► { .sas }  
 Total SLDs: 18  
 a-sldDiv: 74.854%  
 a-oR: 0.005%  
 NRep: 0

Individual SLD descriptors for gTLD: {sas}										
SLD	count	sldDiv	$\phi$ -sldDiv	ipcount	srcDiv	$\phi$ -srcDiv	oR	a-srcDiv	a-oR	rem
INCATF	0.031	0.188	1.000	0.002	0.053	0.007	1.27E-5	0.188	1.27E-5	92399
INCATB	0.024	0.147	1.000	0.001	0.060	0.008	9.9E-6	0.334	2.26E-5	68244
RANDOM13	0.010	0.060	1.000	6.91E-4	0.069	0.010	4.08E-6	0.395	2.66E-5	58297
geoptic	0.009	0.055	1.000	2.93E-4	0.032	0.003	3.7E-6	0.449	3.03E-5	49261
livingston...	0.009	0.053	1.000	6.35E-4	0.073	0.011	3.55E-6	0.502	3.39E-5	40589
INVALID	0.006	0.038	1.000	8.27E-4	0.132	0.025	2.57E-6	0.540	3.65E-5	34315
INCATD	0.005	0.031	1.000	4.83E-4	0.095	0.016	2.08E-6	0.571	3.85E-5	29236
RANDOM10	0.005	0.029	0.999	7.72E-4	0.161	0.033	1.97E-6	0.600	4.05E-5	24436
INCATC	0.004	0.025	0.999	7.68E-4	0.186	0.041	1.69E-6	0.625	4.22E-5	20308
wandas	0.004	0.023	0.999	5.26E-4	0.141	0.027	1.53E-6	0.648	4.37E-5	16585
sarc	0.003	0.020	0.999	2.4E-4	0.073	0.011	1.35E-6	0.668	4.51E-5	13301
wpad	0.003	0.017	0.999	6.99E-4	0.255	0.065	1.13E-6	0.684	4.62E-5	10555
INCATE	0.002	0.013	0.999	0.001	0.679	0.233	8.89E-7	0.698	4.71E-5	8386
altatech	0.002	0.012	0.999	8.9E-5	0.044	0.005	8.3E-7	0.710	4.79E-5	6360
ocycl	0.002	0.011	0.999	4.3E-5	0.023	0.002	7.5E-7	0.721	4.87E-5	4529
imagenrd	0.002	0.010	0.999	1.5E-5	0.009	4.5E-4	6.62E-7	0.731	4.93E-5	2913
SHORTSLD	0.001	0.009	0.999	7.73E-4	0.527	0.179	6.02E-7	0.740	4.99E-5	1445
isatap	0.001	0.009	0.999	5.42E-4	0.375	0.104	5.92E-7	0.749	5.05E-5	0

Table 2.728: Top 18 most significant SLDs for gTLD 'sas'. The SLD list holds 74.854% of the entries found in the gTLD and 5.05E-5 of the total number of entries for the entire experiment. **count** represents the number of records found for the SLD (in parts per million). **sldDiv** is the raw count divided by the number of records of this gTLD dump file. **oR** is the ratio of raw count to the total number of records of the experiment.  **$\phi$ -sldDiv** represents the  $\phi$  percentile of sldDiv on the entire data-set. **a-srcDiv** is the cumulative srcDiv variable. **a-oR** is the cumulative oR.

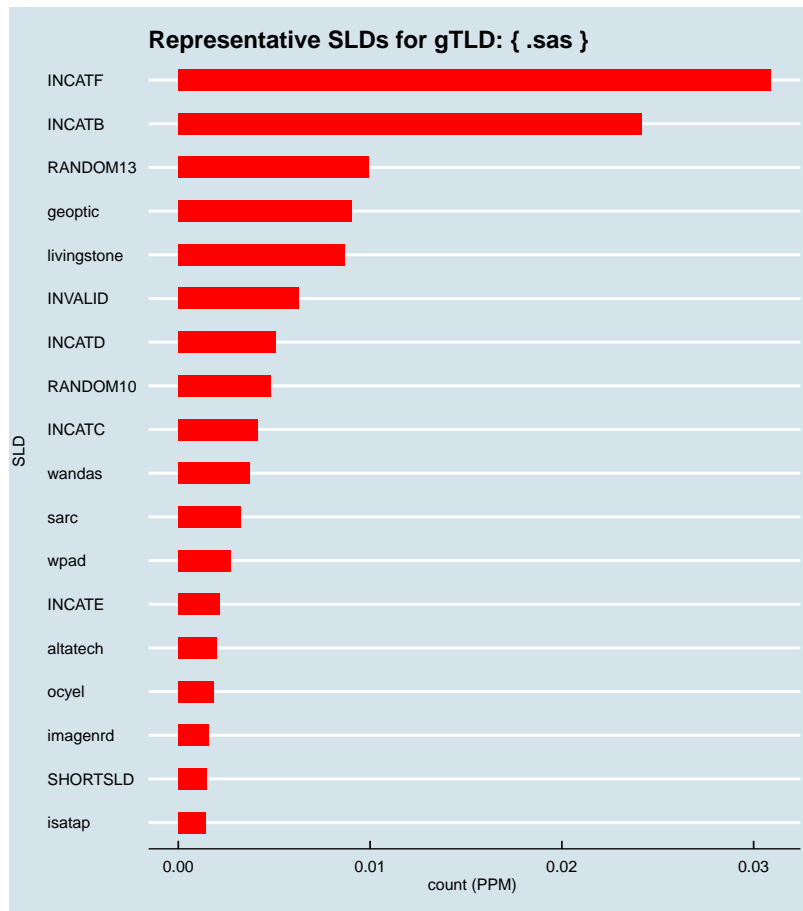


Figure 2.1455: Representative SLDs for gTLD: { .sas}. The x axis displays number of times (in parts per million) the corresponding SLD (y axis) was found in the gTLD.

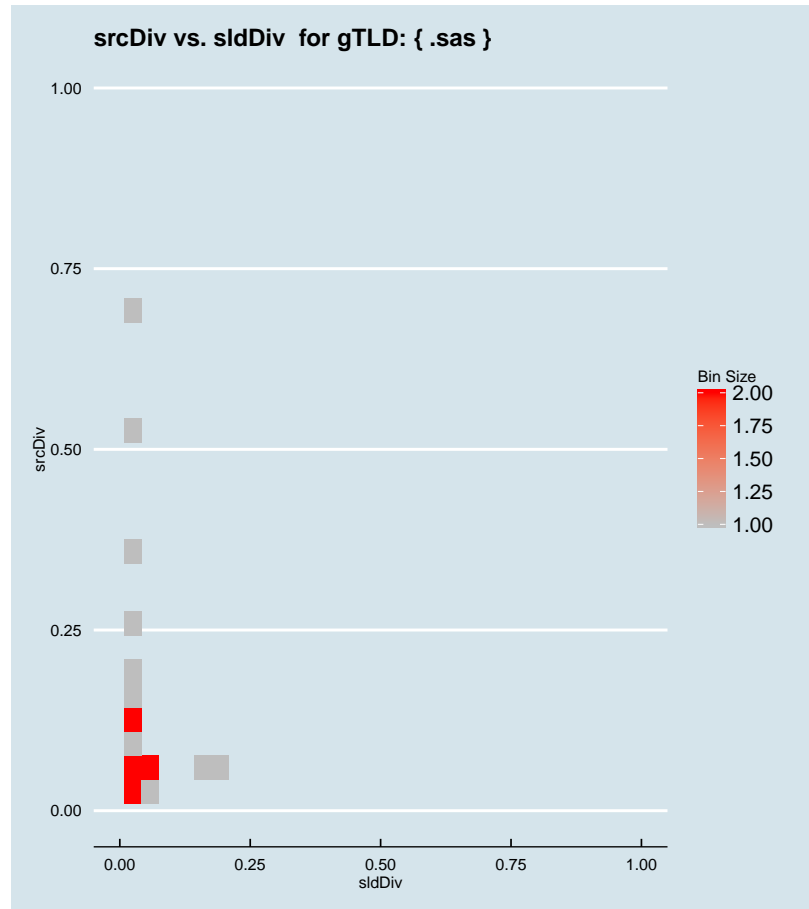


Figure 2.1456: Binned scatter-plot of srcDiv and sldDiv for gTLD: { .sas }.

### :: 2.1002 Representative SLDs for gTLD: { .save }

In this section, we collect representative SLDs related to gTLD: 'save'. We found 3 unique SLDs after filtering. A total of 5909 records were considered representative and they are 33.273% of the gTLD dump. Since the total number of records for this gTLD is 5909, there are 0 non-representative records (NRep). In addition, this set comprises 2.42E-6 of the entire data-set. Table 2.729 shows the corresponding SLDs ordered by the level of importance. Figure 2.1457 shows the record count (PPM) for each representative SLD. Figure 2.1458 shows the binned scatter-plot of srcDiv and sldDiv.

► { .save }  
Total SLDs: 3  
a-sldDiv: 33.273%  
a-oR: 0.000%  
NRep: 0



Individual SLD descriptors for gTLD: {save}										
SLD	count	sldDiv	$\phi$ -sldDiv	ipcount	srcDiv	$\phi$ -srcDiv	oR	a-srcDiv	a-oR	rem
INVALID	0.003	0.149	1.000	1.66E-4	0.063	0.009	1.08E-6	0.149	1.08E-6	3266
INCATB	0.002	0.104	1.000	8.82E-4	0.476	0.128	7.59E-7	0.253	1.84E-6	1413
RANDOM13	0.001	0.080	1.000	3.6E-4	0.255	0.065	5.79E-7	0.333	2.42E-6	0

Table 2.729: Top 3 most significant SLDs for gTLD 'save'. The SLD list holds 33.273% of the entries found in the gTLD and 2.42E-6 of the total number of entries for the entire experiment. **count** represents the number of records found for the SLD (in parts per million). **sldDiv** is the raw count divided by the number of records of this gTLD dump file. **oR** is the ratio of raw count to the total number of records of the experiment.  **$\phi$ -sldDiv** represents the  $\phi$  percentile of sldDiv on the entire data-set. **a-srcDiv** is the cumulative srcDiv variable. **a-oR** is the cumulative oR.

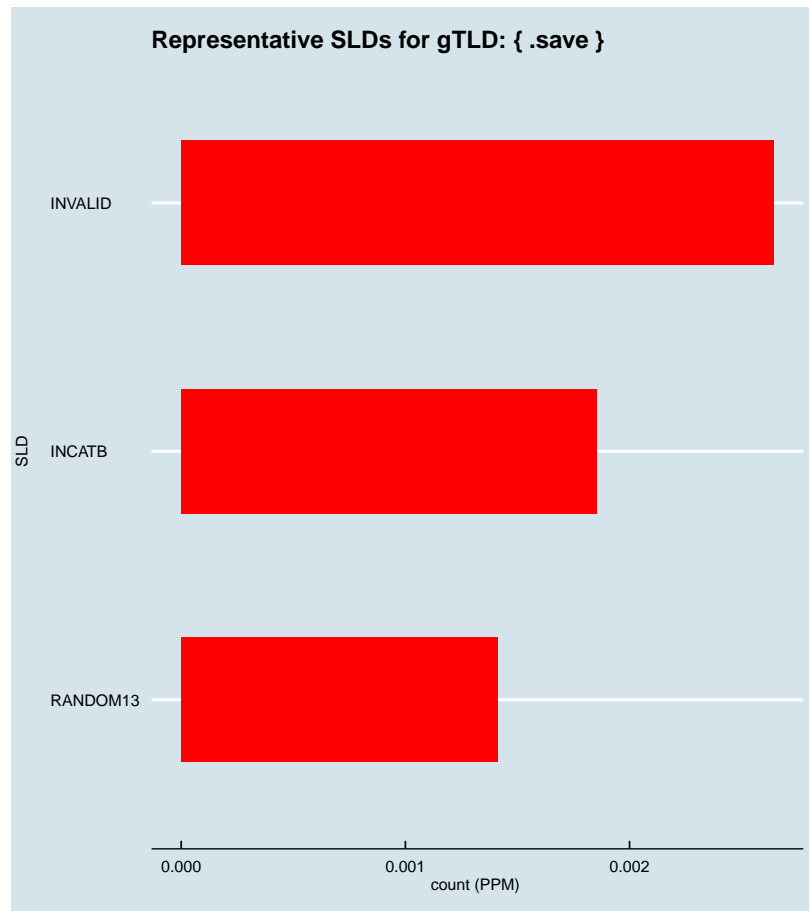


Figure 2.1457: Representative SLDs for gTLD: { .save}. The  $x$  axis displays number of times (in parts per million) the corresponding SLD ( $y$  axis) was found in the gTLD.

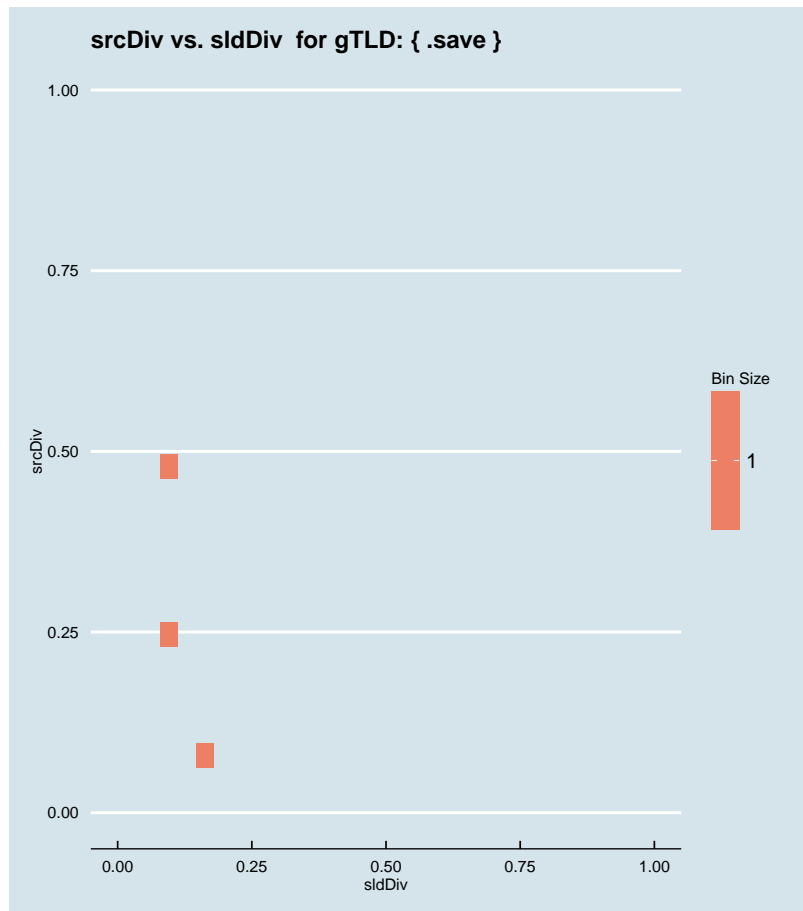


Figure 2.1458: Binned scatter-plot of srcDiv and sldDiv for gTLD: { .save}.

∴ 2.1003 Representative SLDs for gTLD: { .saxo }

In this section, we collect representative SLDs related to gTLD: 'saxo'. We found 0 unique SLDs after filtering. A total of 0 records were considered representative and they are 0.000% of the gTLD dump. Since the total number of records for this gTLD is 0, there are 0 non-representative records (NRep). In addition, this set comprises 0E0 of the entire data-set.

► { .saxo }  
 Total SLDs: 0  
 a-sldDiv: 0.000%  
 a-oR: 0.000%  
 NRep: 0

∴ 2.1004 Representative SLDs for gTLD: { .sbi }

In this section, we collect representative SLDs related to gTLD: 'sbi'. We found 15

► { .sbi }  
 Total SLDs: 15  
 a-sldDiv: 93.099%  
 a-oR: 0.009%  
 NRep: 0



unique SLDs after filtering. A total of 231103 records were considered representative and they are 93.099% of the gTLD dump. Since the total number of records for this gTLD is 231103, there are 0 non-representative records (NRep). In addition, this set comprises  $9.47E-5$  of the entire data-set. Table 2.730 shows the corresponding SLDs ordered by the level of importance. Figure 2.1459 shows the record count (PPM) for each representative SLD. Figure 2.1460 shows the binned scatter-plot of srcDiv and sldDiv.

Individual SLD descriptors for gTLD: {sbi}										
SLD	count	sldDiv	$\phi$ -sldDiv	ipcount	srcDiv	$\phi$ -srcDiv	oR	a-srcDiv	a-oR	rem
RANDOM13	0.032	0.128	1.000	0.001	0.037	0.004	$1.3E-5$	0.128	$1.3E-5$	199383
RANDOM10	0.031	0.125	1.000	0.001	0.033	0.003	$1.27E-5$	0.253	$2.57E-5$	168322
dinvermet	0.028	0.114	1.000	0.001	0.042	0.004	$1.16E-5$	0.367	$3.73E-5$	139987
dintranet	0.028	0.113	1.000	0.001	0.050	0.006	$1.15E-5$	0.480	$4.88E-5$	111943
INCATB	0.028	0.113	1.000	0.002	0.065	0.009	$1.15E-5$	0.593	$6.03E-5$	83930
dinverint	0.026	0.104	1.000	$8.82E-4$	0.034	0.003	$1.06E-5$	0.697	$7.09E-5$	58152
dcbinverla...	0.025	0.100	1.000	$9.17E-4$	0.037	0.004	$1.01E-5$	0.796	$8.1E-5$	33428
INCATD	0.014	0.055	1.000	$6.77E-4$	0.050	0.006	$5.56E-6$	0.851	$8.66E-5$	19863
INCATF	0.005	0.022	0.999	$4.96E-4$	0.091	0.015	$2.23E-6$	0.873	$8.88E-5$	14425
bns	0.005	0.021	0.999	$4.48E-4$	0.087	0.014	$2.12E-6$	0.894	$9.09E-5$	9252
wpad	0.002	0.010	0.999	$5.67E-4$	0.233	0.055	$9.98E-7$	0.904	$9.19E-5$	6816
INVALID	0.002	0.009	0.999	$3.25E-4$	0.149	0.030	$8.97E-7$	0.912	$9.28E-5$	4628
intranet	0.002	0.007	0.999	$3.9E-4$	0.221	0.051	$7.24E-7$	0.919	$9.35E-5$	2862
INCATE	0.001	0.006	0.999	$6.92E-4$	0.469	0.127	$6.05E-7$	0.925	$9.41E-5$	1385
isatap	0.001	0.006	0.999	$3.85E-4$	0.278	0.070	$5.68E-7$	0.931	$9.47E-5$	0

Table 2.730: Top 15 most significant SLDs for gTLD 'sbi'. The SLD list holds 93.099% of the entries found in the gTLD and  $9.47E-5$  of the total number of entries for the entire experiment. **count** represents the number of records found for the SLD (in parts per million). **sldDiv** is the raw count divided by the number of records of this gTLD dump file. **oR** is the ratio of raw count to the total number of records of the experiment.  **$\phi$ -sldDiv** represents the  $\phi$  percentile of sldDiv on the entire data-set. **a-srcDiv** is the cumulative srcDiv variable. **a-oR** is the cumulative oR.

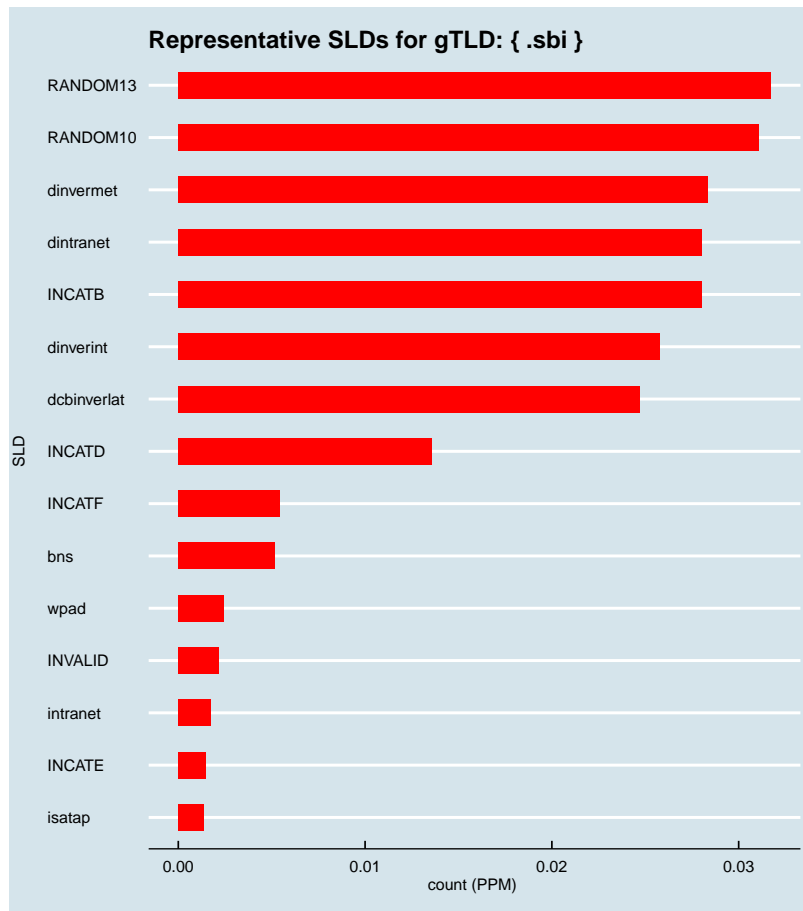


Figure 2.1459: Representative SLDs for gTLD: { .sbi}. The x axis displays number of times (in parts per million) the corresponding SLD (y axis) was found in the gTLD.

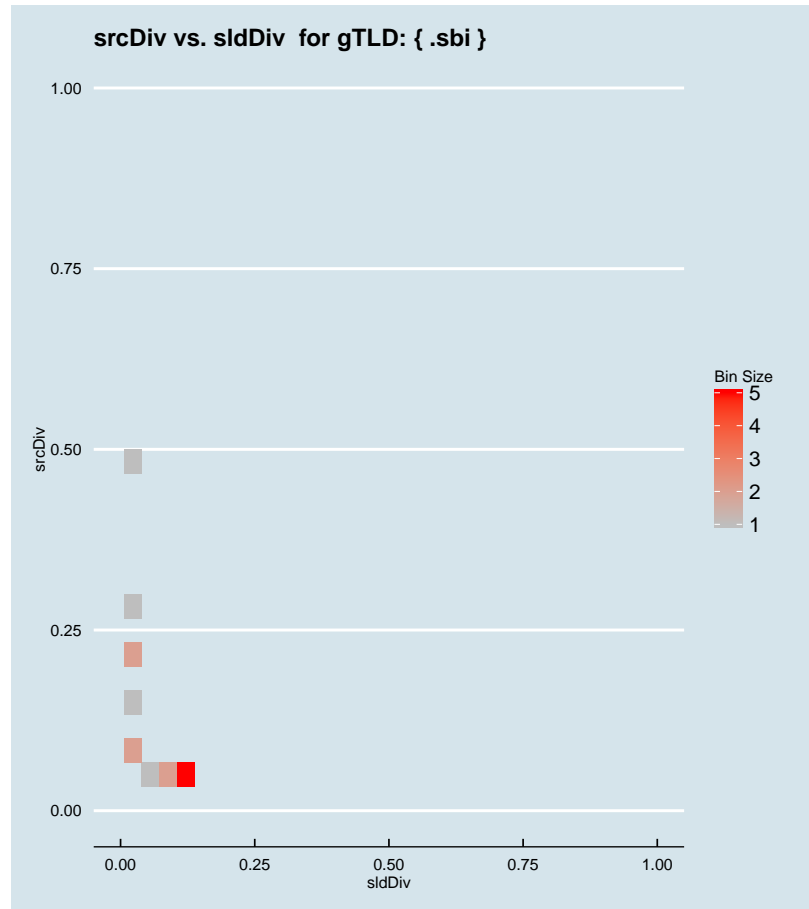


Figure 2.1460: Binned scatter-plot of srcDiv and sldDiv for gTLD: { .sbi }.

### ∴ 2.1005 Representative SLDs for gTLD: { .sbs }

In this section, we collect representative SLDs related to gTLD: 'sbs'. We found 30 unique SLDs after filtering. A total of 276398 records were considered representative and they are 80.214% of the gTLD dump. Since the total number of records for this gTLD is 276398, there are 0 non-representative records (NRep). In addition, this set comprises 1.13E−4 of the entire data-set. Table 2.731 shows the corresponding SLDs ordered by the level of importance. Figure 2.1461 shows the record count (PPM) for each representative SLD. Figure 2.1462 shows the binned scatter-plot of srcDiv and sldDiv.

► { .sbs }  
Total SLDs: 30  
a-sldDiv: 80.214%  
a-oR: 0.011%  
NRep: 0

Individual SLD descriptors for gTLD: {sbs}										
SLD	count	sldDiv	$\phi$ -sldDiv	ipcount	srcDiv	$\phi$ -srcDiv	oR	a-srcDiv	a-oR	rem
INCATF	0.091	0.264	1.000	0.005	0.057	0.007	3.73E-5	0.264	3.73E-5	185356
RANDOM13	0.064	0.186	1.000	0.001	0.016	0.001	2.63E-5	0.450	6.36E-5	121290
INVALID	0.019	0.056	1.000	0.001	0.075	0.011	7.88E-6	0.506	7.14E-5	102073
INCATB	0.016	0.045	1.000	0.001	0.091	0.015	6.35E-6	0.551	7.78E-5	86568
INCATC	0.010	0.030	1.000	7.1E-4	0.069	0.010	4.19E-6	0.581	8.2E-5	76352
RANDOM10	0.010	0.030	1.000	8.23E-4	0.081	0.012	4.18E-6	0.610	8.62E-5	66148
aztec-grou...	0.009	0.026	0.999	8.32E-4	0.091	0.015	3.74E-6	0.637	8.99E-5	57027
isal	0.005	0.016	0.999	4.34E-4	0.080	0.012	2.23E-6	0.652	9.21E-5	51580
INCATD	0.005	0.014	0.999	8.02E-4	0.169	0.037	1.94E-6	0.666	9.41E-5	46841
helpdesk	0.005	0.014	0.999	0.001	0.218	0.051	1.91E-6	0.680	9.6E-5	42184
wpad	0.004	0.013	0.999	9.76E-4	0.217	0.051	1.84E-6	0.693	9.78E-5	37694
azzaz	0.004	0.013	0.999	6.4E-5	0.015	9.25E-4	1.77E-6	0.705	9.96E-5	33383
SHORTSLD	0.003	0.009	0.999	4.04E-4	0.136	0.026	1.22E-6	0.714	1.01E-4	30417
bosma-bron...	0.003	0.008	0.999	1.14E-4	0.039	0.004	1.18E-6	0.722	1.02E-4	27529
gbf	0.003	0.007	0.999	5.9E-5	0.023	0.002	1.05E-6	0.730	1.03E-4	24973
nijis	0.003	0.007	0.999	5.1E-5	0.020	0.001	1.04E-6	0.737	1.04E-4	22438
isatap	0.002	0.007	0.999	7.72E-4	0.318	0.080	9.95E-7	0.744	1.05E-4	20009
elite	0.002	0.006	0.999	1.72E-4	0.086	0.013	8.22E-7	0.750	1.06E-4	18002
crestwood	0.002	0.006	0.999	3.09E-4	0.157	0.032	8.08E-7	0.756	1.07E-4	16031
intellitou...	0.002	0.005	0.999	1.4E-4	0.084	0.013	6.79E-7	0.760	1.07E-4	14373
csp	0.002	0.005	0.999	1.44E-4	0.088	0.014	6.7E-7	0.765	1.08E-4	12738
rkf	0.002	0.004	0.999	2.71E-4	0.176	0.038	6.29E-7	0.770	1.09E-4	11202
farplants	0.001	0.004	0.999	1.66E-4	0.112	0.020	6.08E-7	0.774	1.09E-4	9718
staroil	0.001	0.004	0.999	6E-6	0.004	1.42E-4	5.99E-7	0.778	1.1E-4	8257
comeasrl	0.001	0.004	0.999	3.2E-5	0.022	0.002	5.96E-7	0.782	1.1E-4	6803
ridinet	0.001	0.004	0.999	1.51E-4	0.105	0.018	5.9E-7	0.787	1.11E-4	5364
venus	0.001	0.004	0.999	7E-6	0.005	1.85E-4	5.79E-7	0.791	1.12E-4	3950
hrs	0.001	0.004	0.998	1.4E-5	0.011	5.4E-4	5.44E-7	0.795	1.12E-4	2623
kdm	0.001	0.004	0.998	1.88E-4	0.142	0.027	5.42E-7	0.798	1.13E-4	1300
domain	0.001	0.004	0.998	1.23E-4	0.095	0.016	5.33E-7	0.802	1.13E-4	0

Table 2.731: Top 30 most significant SLDs for gTLD 'sbs'. The SLD list holds 80.214% of the entries found in the gTLD and 1.13E-4 of the total number of entries for the entire experiment. **count** represents the number of records found for the SLD (in parts per million). **sldDiv** is the raw count divided by the number of records of this gTLD dump file. **oR** is the ratio of raw count to the total number of records of the experiment.  **$\phi$ -sldDiv** represents the  $\phi$  percentile of sldDiv on the entire data-set. **a-srcDiv** is the cumulative srcDiv variable. **a-oR** is the cumulative oR.

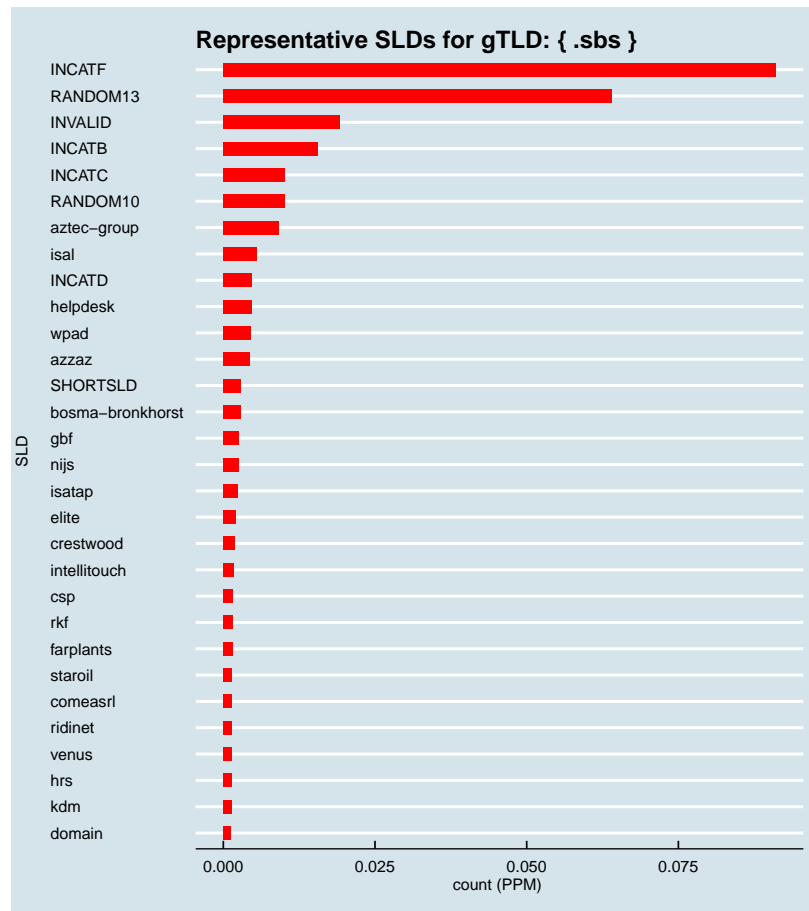


Figure 2.1461: Representative SLDs for gTLD: { .sbs}. The  $x$  axis displays number of times (in parts per million) the corresponding SLD ( $y$  axis) was found in the gTLD.

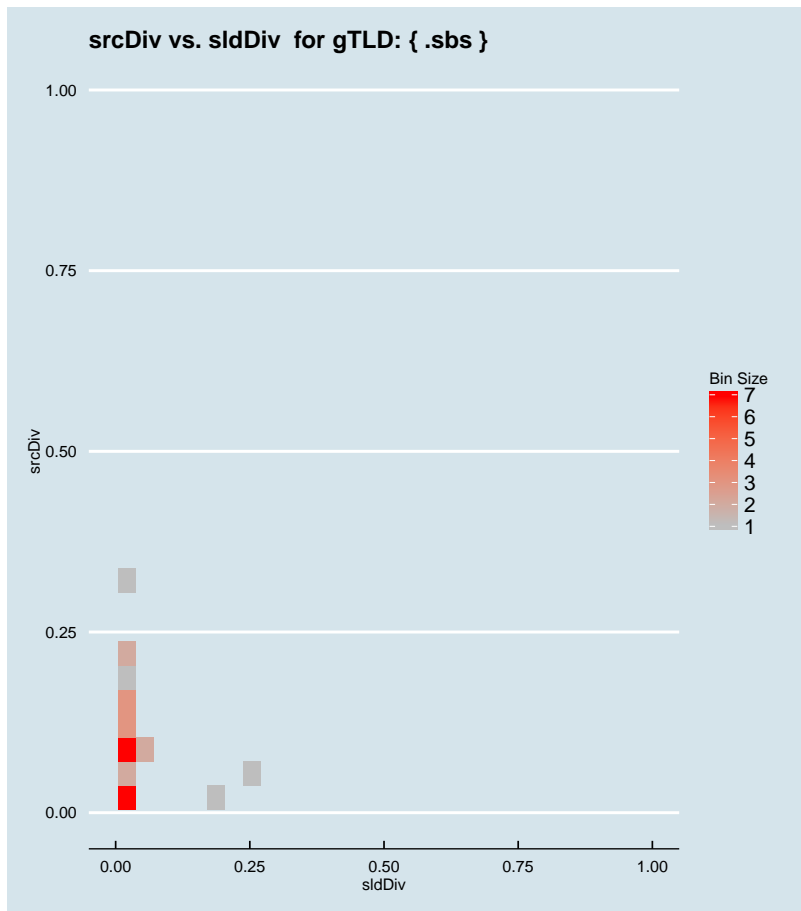


Figure 2.1462: Binned scatter-plot of srcDiv and sldDiv for gTLD: { .sbs }.

### :: 2.1006 Representative SLDs for gTLD: { .sca }

In this section, we collect representative SLDs related to gTLD: 'sca'. We found 11 unique SLDs after filtering. A total of 307859 records were considered representative and they are 94.134% of the gTLD dump. Since the total number of records for this gTLD is 307859, there are 0 non-representative records (NRep). In addition, this set comprises 1.26E-4 of the entire data-set. Table 2.732 shows the corresponding SLDs ordered by the level of importance. Figure 2.1463 shows the record count (PPM) for each representative SLD. Figure 2.1464 shows the binned scatter-plot of srcDiv and sldDiv.

► { .sca }  
 Total SLDs: 11  
 a-sldDiv: 94.134%  
 a-oR: 0.013%  
 NRep: 0

Individual SLD descriptors for gTLD: {sca}										
SLD	count	sldDiv	$\phi$ -sldDiv	ipcount	srcDiv	$\phi$ -srcDiv	oR	a-srcDiv	a-oR	rem
kuoni	0.202	0.617	1.000	0.003	0.015	9.2E-4	8.26E-5	0.617	8.26E-5	106187
INCATC	0.045	0.138	1.000	0.007	0.157	0.032	1.85E-5	0.755	1.01E-4	61040
INCATD	0.015	0.044	1.000	5.75E-4	0.040	0.004	5.95E-6	0.799	1.07E-4	46522
RANDOM13	0.011	0.034	1.000	6.54E-4	0.059	0.008	4.51E-6	0.833	1.12E-4	35516
INCATI	0.007	0.022	0.999	1.95E-4	0.027	0.002	2.96E-6	0.855	1.15E-4	28294
RANDOM10	0.007	0.021	0.999	5.75E-4	0.083	0.013	2.83E-6	0.876	1.17E-4	21395
INVALID	0.006	0.017	0.999	6.11E-4	0.109	0.019	2.29E-6	0.893	1.2E-4	15796
INCATF	0.005	0.015	0.999	5.74E-4	0.113	0.020	2.07E-6	0.909	1.22E-4	10738
INCATB	0.005	0.015	0.999	5.23E-4	0.104	0.018	2.07E-6	0.924	1.24E-4	5686
SHORTSLD	0.004	0.012	0.999	4.92E-4	0.129	0.025	1.56E-6	0.936	1.25E-4	1882
scco	0.002	0.006	0.999	6E-5	0.032	0.003	7.71E-7	0.941	1.26E-4	0

Table 2.732: Top 11 most significant SLDs for gTLD 'sca'. The SLD list holds 94.134% of the entries found in the gTLD and 1.26E-4 of the total number of entries for the entire experiment. **count** represents the number of records found for the SLD (in parts per million). **sldDiv** is the raw count divided by the number of records of this gTLD dump file. **oR** is the ratio of raw count to the total number of records of the experiment.  $\phi$ -**sldDiv** represents the  $\phi$  percentile of sldDiv on the entire data-set. **a-srcDiv** is the cumulative srcDiv variable. **a-oR** is the cumulative oR.

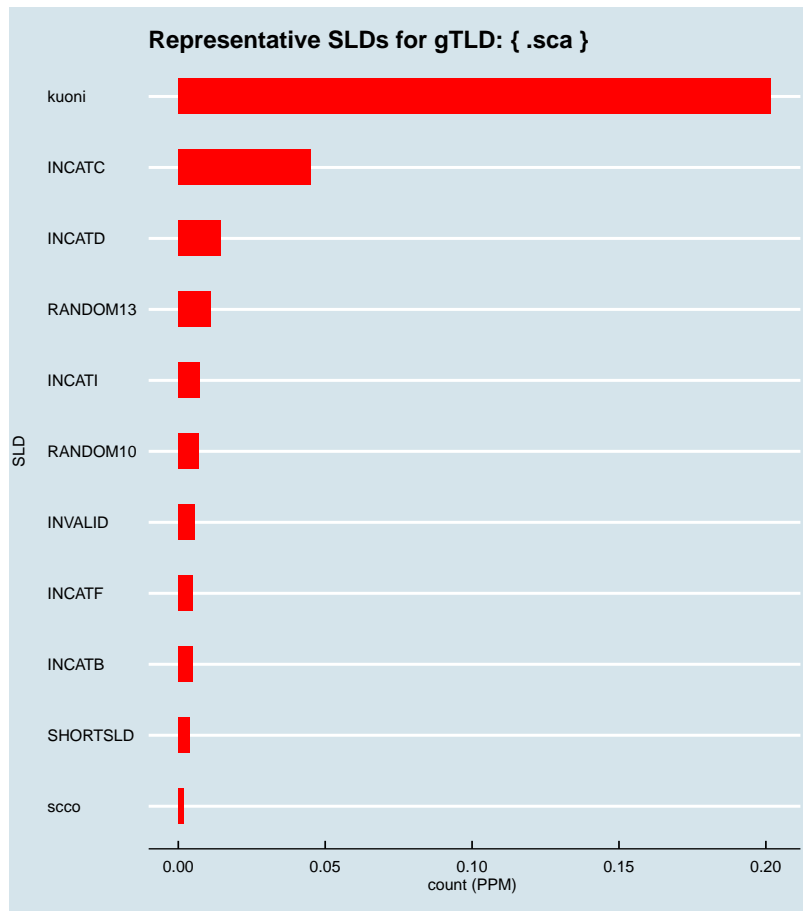


Figure 2.1463: Representative SLDs for gTLD: { .sca }. The x axis displays number of times (in parts per million) the corresponding SLD (y axis) was found in the gTLD.



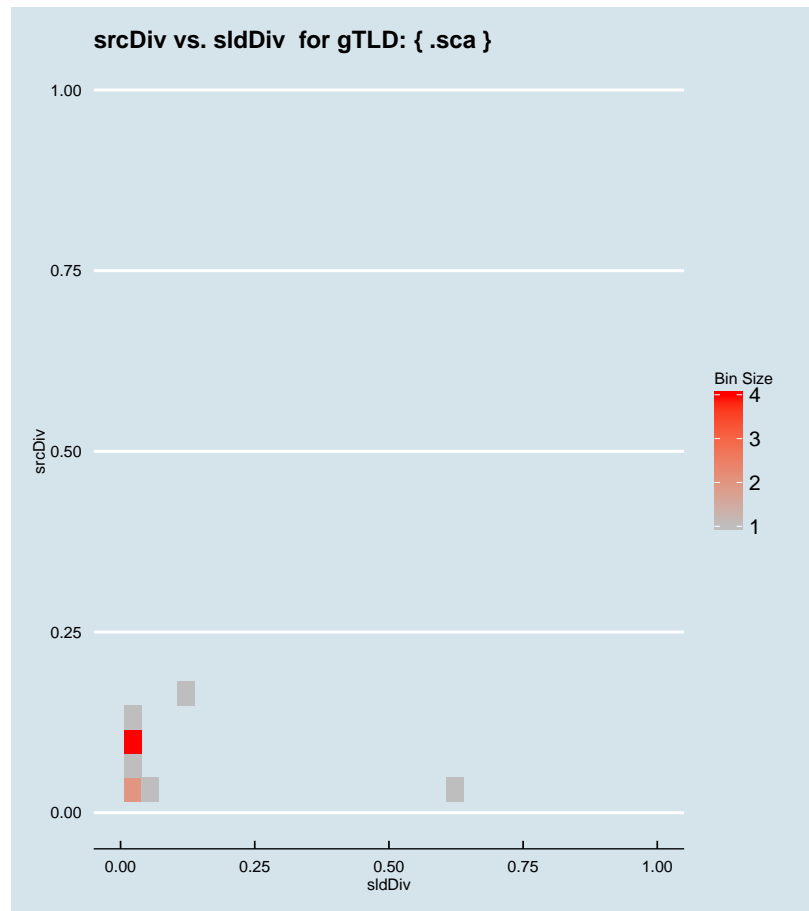


Figure 2.1464: Binned scatter-plot of srcDiv and sldDiv for gTLD: { .sca }.

### :: 2.1007 Representative SLDs for gTLD: { .scb }

In this section, we collect representative SLDs related to gTLD: 'scb'. We found 6 unique SLDs after filtering. A total of 55002 records were considered representative and they are 89.212% of the gTLD dump. Since the total number of records for this gTLD is 55002, there are 0 non-representative records (NRep). In addition, this set comprises 2.25E-5 of the entire data-set. Table 2.733 shows the corresponding SLDs ordered by the level of importance. Figure 2.1465 shows the record count (PPM) for each representative SLD. Figure 2.1466 shows the binned scatter-plot of srcDiv and sldDiv.

► { .scb }  
Total SLDs: 6  
a-sldDiv: 89.212%  
a-oR: 0.002%  
NRep: 0

Individual SLD descriptors for gTLD: {scb}										
SLD	count	sldDiv	$\phi$ -sldDiv	ipcount	srcDiv	$\phi$ -srcDiv	oR	a-srcDiv	a-oR	rem
INVALID	0.031	0.499	1.000	7.47E-4	0.024	0.002	1.26E-5	0.499	1.26E-5	24247
domaine1	0.015	0.237	1.000	1.54E-4	0.011	5.4E-4	5.98E-6	0.736	1.86E-5	9647
INCATF	0.004	0.058	1.000	2.58E-4	0.072	0.011	1.46E-6	0.793	2E-5	6082
SHORTSLD	0.003	0.044	1.000	2.45E-4	0.090	0.014	1.11E-6	0.838	2.12E-5	3367
RANDOM13	0.002	0.032	1.000	3.25E-4	0.164	0.034	8.13E-7	0.870	2.2E-5	1382
INCATB	0.001	0.022	0.999	1.68E-4	0.122	0.022	5.66E-7	0.892	2.25E-5	0

Table 2.733: Top 6 most significant SLDs for gTLD 'scb'. The SLD list holds 89.212% of the entries found in the gTLD and 2.25E-5 of the total number of entries for the entire experiment. **count** represents the number of records found for the SLD (in parts per million). **sldDiv** is the raw count divided by the number of records of this gTLD dump file. **oR** is the ratio of raw count to the total number of records of the experiment.  **$\phi$ -sldDiv** represents the  $\phi$  percentile of sldDiv on the entire data-set. **a-srcDiv** is the cumulative srcDiv variable. **a-oR** is the cumulative oR.

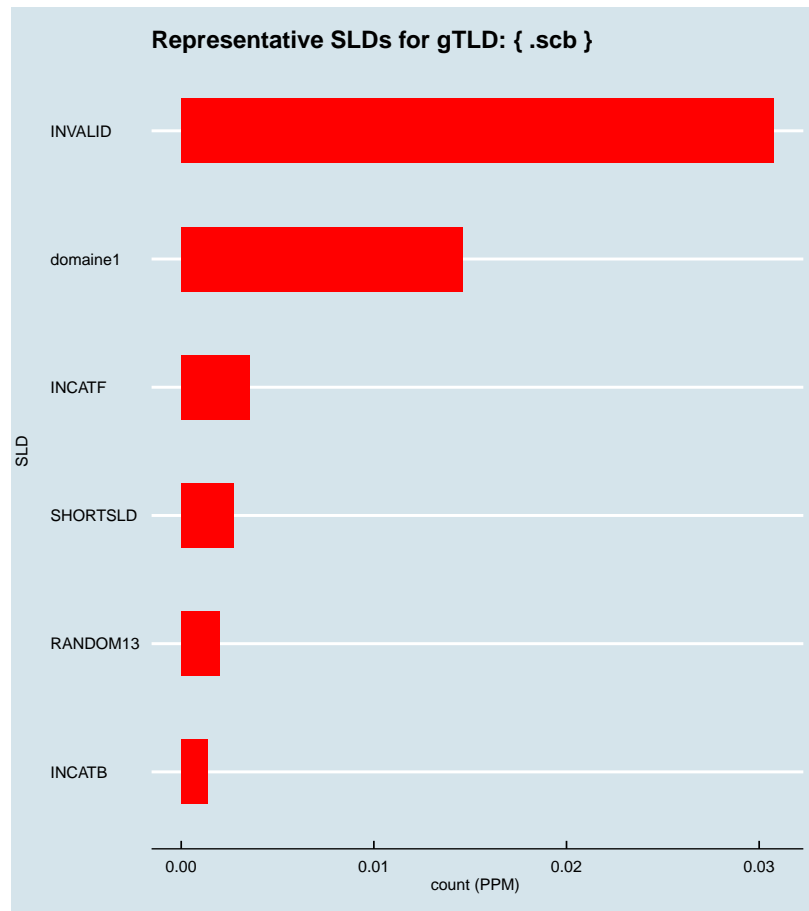


Figure 2.1465: Representative SLDs for gTLD: { .scb }. The  $x$  axis displays number of times (in parts per million) the corresponding SLD ( $y$  axis) was found in the gTLD.

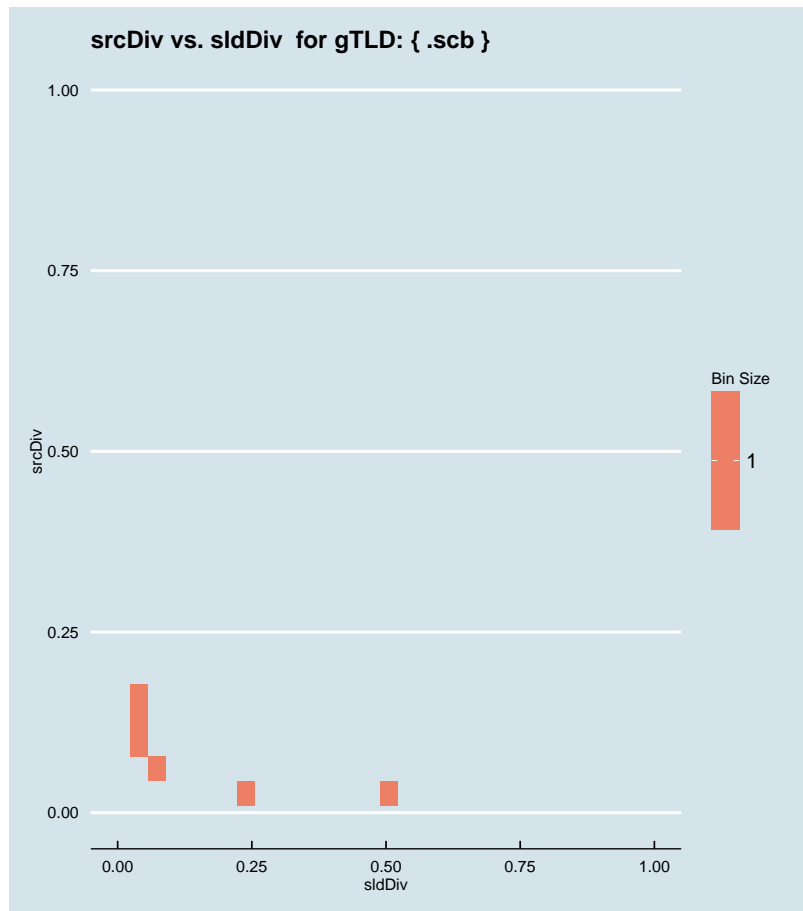


Figure 2.1466: Binned scatter-plot of srcDiv and sldDiv for gTLD: { .scb }.

⚡ 2.1008 Representative SLDs for gTLD: { .schaeffler }

In this section, we collect representative SLDs related to gTLD: 'schaeffler'. We found 0 unique SLDs after filtering. A total of 0 records were considered representative and they are 0.000% of the gTLD dump. Since the total number of records for this gTLD is 0, there are 0 non-representative records (NRep). In addition, this set comprises 0E0 of the entire data-set.

► { .schaeffler }  
 Total SLDs: 0  
 a-sldDiv: 0.000%  
 a-oR: 0.000%  
 NRep: 0

⚡ 2.1009 Representative SLDs for gTLD: { .schmidt }

In this section, we collect representative SLDs related to gTLD: 'schmidt'. We found 8

► { .schmidt }  
 Total SLDs: 8  
 a-sldDiv: 73.499%  
 a-oR: 0.001%  
 NRep: 0

unique SLDs after filtering. A total of 32701 records were considered representative and they are 73.499% of the gTLD dump. Since the total number of records for this gTLD is 32701, there are 0 non-representative records (NRep). In addition, this set comprises  $1.34E-5$  of the entire data-set. Table 2.734 shows the corresponding SLDs ordered by the level of importance. Figure 2.1467 shows the record count (PPM) for each representative SLD. Figure 2.1468 shows the binned scatter-plot of srcDiv and sldDiv.

Individual SLD descriptors for gTLD: {schmidt}										
SLD	count	sldDiv	$\phi$ -sldDiv	ipcount	srcDiv	$\phi$ -srcDiv	oR	a-srcDiv	a-oR	rem
INVALID	0.011	0.242	1.000	$5.17E-4$	0.048	0.006	$4.42E-6$	0.242	$4.42E-6$	21914
canonbc286...	0.005	0.111	1.000	$3.2E-5$	0.006	$2.7E-4$	$2.03E-6$	0.354	$6.45E-6$	16965
wpad	0.004	0.093	1.000	$7.7E-4$	0.186	0.041	$1.69E-6$	0.447	$8.14E-6$	12829
INCATB	0.003	0.072	1.000	$2.74E-4$	0.085	0.013	$1.32E-6$	0.519	$9.46E-6$	9613
RANDOM10	0.003	0.064	1.000	$4.28E-4$	0.149	0.030	$1.17E-6$	0.583	$1.06E-5$	6747
isatap	0.003	0.057	1.000	$6.19E-4$	0.243	0.057	$1.04E-6$	0.640	$1.17E-5$	4204
INCATF	0.002	0.055	1.000	$1.9E-4$	0.077	0.012	$1.01E-6$	0.696	$1.27E-5$	1737
INCATC	0.002	0.039	1.000	$2.03E-4$	0.117	0.021	$7.12E-7$	0.735	$1.34E-5$	0

Table 2.734: Top 8 most significant SLDs for gTLD 'schmidt'. The SLD list holds 73.499% of the entries found in the gTLD and  $1.34E-5$  of the total number of entries for the entire experiment. **count** represents the number of records found for the SLD (in parts per million). **sldDiv** is the raw count divided by the number of records of this gTLD dump file. **oR** is the ratio of raw count to the total number of records of the experiment.  **$\phi$ -sldDiv** represents the  $\phi$  percentile of sldDiv on the entire data-set. **a-srcDiv** is the cumulative srcDiv variable. **a-oR** is the cumulative oR.

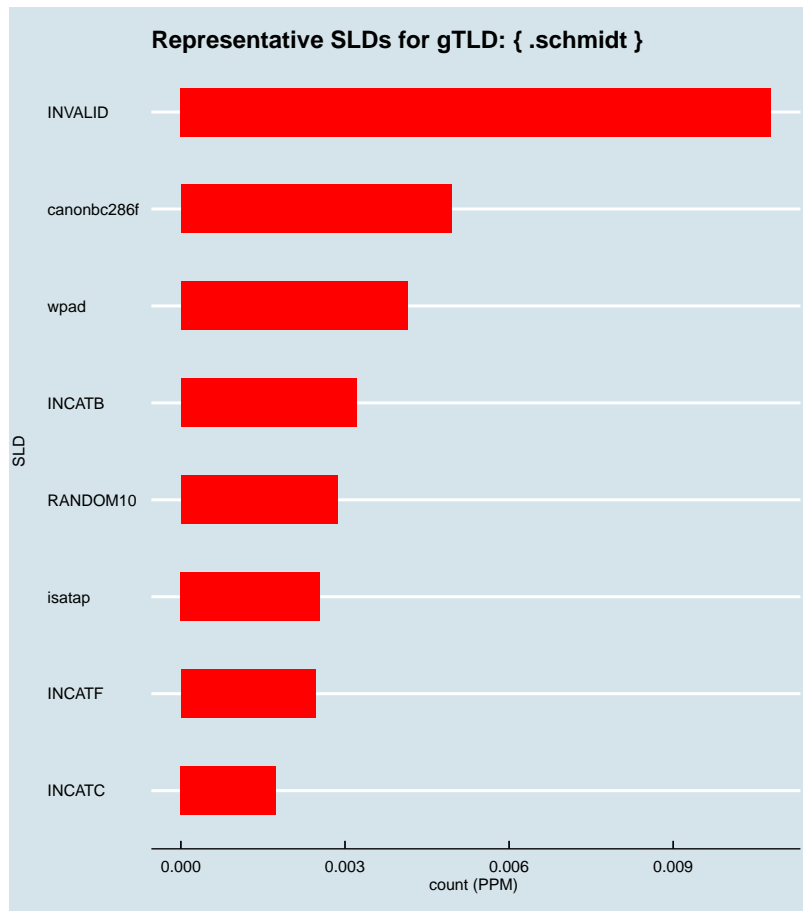


Figure 2.1467: Representative SLDs for gTLD: { .schmidt }. The x axis displays number of times (in parts per million) the corresponding SLD (y axis) was found in the gTLD.

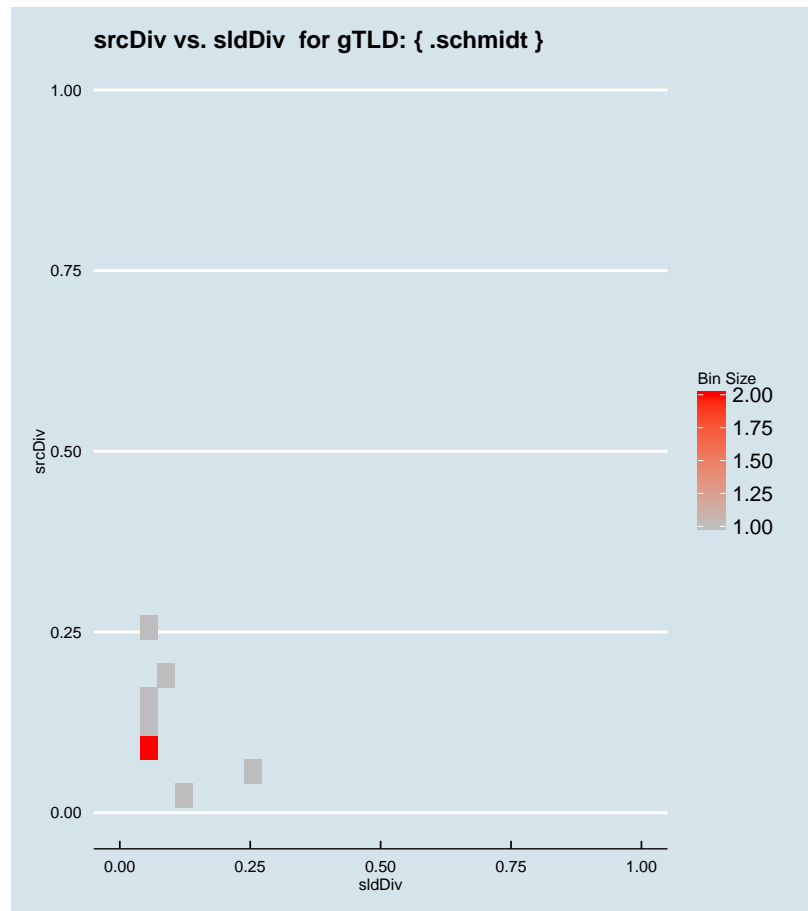


Figure 2.1468: Binned scatter-plot of srcDiv and sldDiv for gTLD: { .schmidt }.

### :: 2.1010 Representative SLDs for gTLD: { .scholarships }

In this section, we collect representative SLDs related to gTLD: 'scholarships'. We found 0 unique SLDs after filtering. A total of 0 records were considered representative and they are 0.000% of the gTLD dump. Since the total number of records for this gTLD is 0, there are 0 non-representative records (NRep). In addition, this set comprises 0E0 of the entire data-set.

► { .scholarships }  
Total SLDs: 0  
a-sldDiv: 0.000%  
a-oR: 0.000%  
NRep: 0

### :: 2.1011 Representative SLDs for gTLD: { .school }

In this section, we collect representative SLDs related to gTLD: 'school'. We found 134

► { .school }  
Total SLDs: 134  
a-sldDiv: 86.356%  
a-oR: 0.056%  
NRep: 0

unique SLDs after filtering. A total of 1358653 records were considered representative and they are 86.356% of the gTLD dump. Since the total number of records for this gTLD is 1358653, there are 0 non-representative records (NRep). In addition, this set comprises  $5.57E-4$  of the entire data-set. Table 2.735 shows the corresponding SLDs ordered by the level of importance. Figure 2.1469 shows the record count (PPM) for each representative SLD. Figure 2.1470 shows the binned scatter-plot of srcDiv and sldDiv.



Individual SLD descriptors for gTLD: {school}										
SLD	count	sldDiv	$\phi$ -sldDiv	ipcount	srcDiv	$\phi$ -srcDiv	oR	a-srcDiv	a-oR	rem
INCATF	0.340	0.216	1.000	0.008	0.023	0.002	1.39E-4	0.216	1.39E-4	1018998
RANDOM10	0.148	0.094	1.000	0.003	0.022	0.002	6.05E-5	0.310	2E-4	871430
RANDOM13	0.081	0.052	1.000	0.002	0.027	0.002	3.34E-5	0.361	2.33E-4	789990
INCATB	0.052	0.033	1.000	0.003	0.060	0.008	2.12E-5	0.394	2.54E-4	738262
stcolumba	0.047	0.030	1.000	5.78E-4	0.012	6.98E-4	1.91E-5	0.424	2.73E-4	691554
cbc	0.043	0.027	0.999	2.05E-4	0.005	1.77E-4	1.75E-5	0.451	2.91E-4	648901
INVALID	0.042	0.027	0.999	0.004	0.100	0.016	1.71E-5	0.478	3.08E-4	607059
admin	0.041	0.026	0.999	8.22E-4	0.020	0.001	1.68E-5	0.504	3.25E-4	566119
INCATD	0.036	0.023	0.999	0.003	0.074	0.011	1.47E-5	0.527	3.4E-4	530208
domain	0.027	0.017	0.999	5.81E-4	0.022	0.002	1.11E-5	0.544	3.51E-4	503190
INCATC	0.027	0.017	0.999	0.002	0.075	0.011	1.11E-5	0.561	3.62E-4	476222
aeci	0.019	0.012	0.999	0.001	0.065	0.009	7.95E-6	0.573	3.7E-4	456826
eos	0.018	0.012	0.999	2.5E-4	0.014	8.21E-4	7.46E-6	0.585	3.77E-4	438614
bghs	0.017	0.011	0.999	3.37E-4	0.020	0.001	6.81E-6	0.595	3.84E-4	421985
SHORTSLD	0.015	0.010	0.999	0.002	0.104	0.018	6.17E-6	0.605	3.9E-4	406930
wdzc	0.012	0.008	0.999	1.94E-4	0.016	9.94E-4	5.1E-6	0.613	3.95E-4	394478
ipswich	0.012	0.007	0.999	4.43E-4	0.038	0.004	4.79E-6	0.620	4E-4	382787
isatap	0.011	0.007	0.999	0.003	0.273	0.070	4.4E-6	0.627	4.04E-4	372039
middle	0.010	0.007	0.999	1.44E-4	0.014	8.2E-4	4.3E-6	0.634	4.09E-4	361543
wpad	0.010	0.007	0.999	0.002	0.233	0.055	4.28E-6	0.640	4.13E-4	351104
ths	0.010	0.006	0.999	1.21E-4	0.012	6.65E-4	4.13E-6	0.647	4.17E-4	341018
primary	0.010	0.006	0.999	6.16E-4	0.064	0.009	3.95E-6	0.653	4.21E-4	331374
sssas	0.009	0.006	0.999	5.36E-4	0.058	0.008	3.78E-6	0.659	4.25E-4	322162
budo	0.009	0.006	0.999	4E-6	4.38E-4	5.74E-6	3.74E-6	0.665	4.29E-4	313025
damealice	0.009	0.006	0.999	3.97E-4	0.044	0.005	3.7E-6	0.670	4.32E-4	304007
nw1	0.009	0.006	0.999	6.59E-4	0.074	0.011	3.67E-6	0.676	4.36E-4	295049
bdb	0.008	0.005	0.999	2.34E-4	0.030	0.003	3.16E-6	0.681	4.39E-4	287347
gablehall	0.007	0.005	0.999	2.84E-4	0.039	0.004	2.96E-6	0.686	4.42E-4	280127
server	0.007	0.005	0.999	4.36E-4	0.061	0.008	2.91E-6	0.690	4.45E-4	273021
douglas	0.007	0.004	0.999	6.5E-5	0.009	4.49E-4	2.87E-6	0.694	4.48E-4	266012
broadoak	0.007	0.004	0.999	2.12E-4	0.032	0.003	2.67E-6	0.699	4.5E-4	259488
sisd	0.007	0.004	0.999	1.23E-4	0.019	0.001	2.67E-6	0.703	4.53E-4	252966
mountbatte...	0.007	0.004	0.999	1.9E-4	0.029	0.003	2.66E-6	0.707	4.56E-4	246464
oakwood	0.005	0.003	0.998	1.77E-4	0.034	0.003	2.11E-6	0.710	4.58E-4	241320
hsd	0.005	0.003	0.998	6.36E-4	0.125	0.023	2.09E-6	0.713	4.6E-4	236219

Table 2.735: Top 35 most significant SLDs for gTLD 'school'. The SLD list holds 86.356% of the entries found in the gTLD and 5.57E-4 of the total number of entries for the entire experiment. **count** represents the number of records found for the SLD (in parts per million). **sldDiv** is the raw count divided by the number of records of this gTLD dump file. **oR** is the ratio of raw count to the total number of records of the experiment.  **$\phi$ -sldDiv** represents the  $\phi$  percentile of sldDiv on the entire data-set. **a-srcDiv** is the cumulative srcDiv variable. **a-oR** is the cumulative oR.

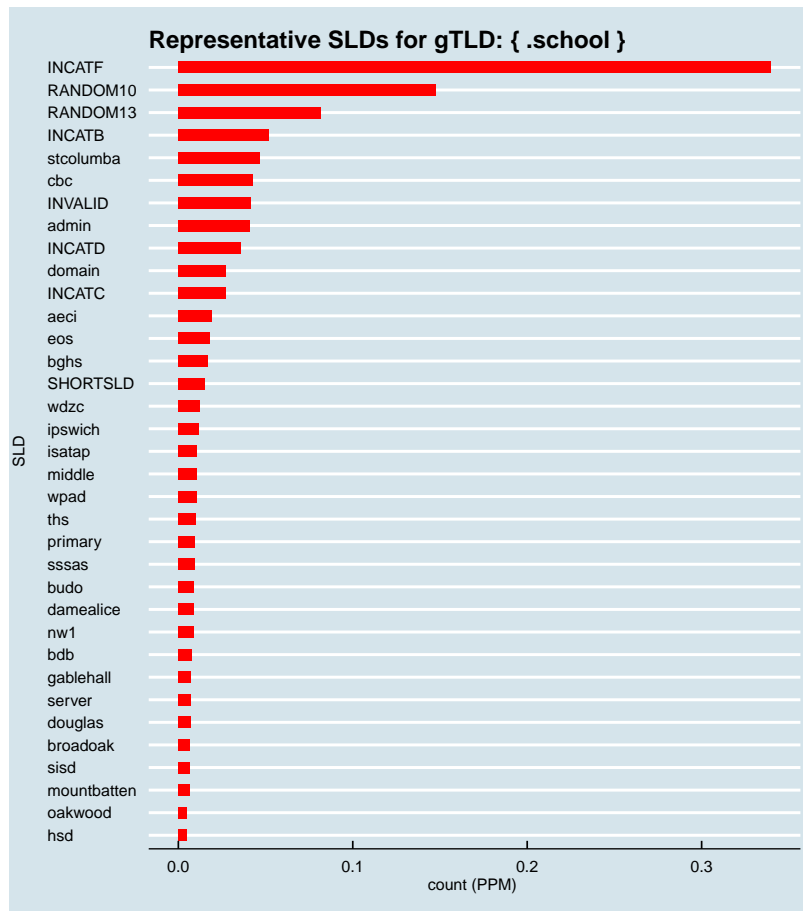


Figure 2.1469: Representative SLDs for gTLD: { .school }. The *x* axis displays number of times (in parts per million) the corresponding SLD (*y* axis) was found in the gTLD.

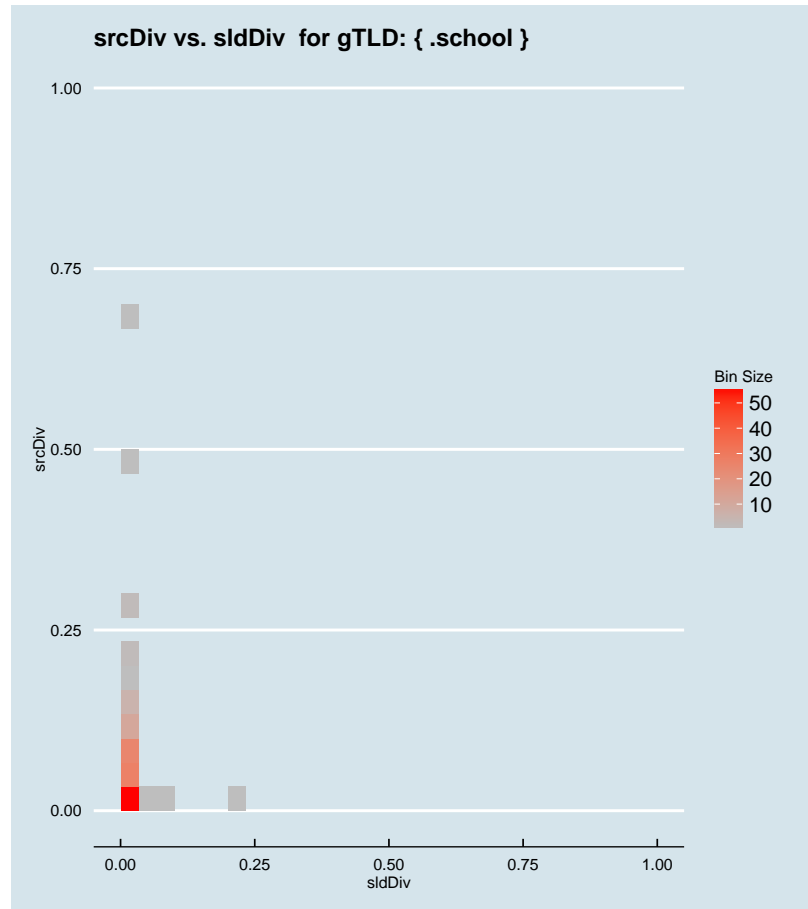


Figure 2.1470: Binned scatter-plot of srcDiv and sldDiv for gTLD: { .school}.

### :: 2.1012 Representative SLDs for gTLD: { .schule }

In this section, we collect representative SLDs related to gTLD: 'schule'. We found 21 unique SLDs after filtering. A total of 283024 records were considered representative and they are 49.078% of the gTLD dump. Since the total number of records for this gTLD is 283024, there are 0 non-representative records (NRep). In addition, this set comprises 1.16E−4 of the entire data-set. Table 2.736 shows the corresponding SLDs ordered by the level of importance. Figure 2.1471 shows the record count (PPM) for each representative SLD. Figure 2.1472 shows the binned scatter-plot of srcDiv and sldDiv.

► { .schule }  
Total SLDs: 21  
a-sldDiv: 49.078%  
a-oR: 0.012%  
NRep: 0

Individual SLD descriptors for gTLD: {schule}										
SLD	count	sldDiv	$\phi$ -sldDiv	ipcount	srcDiv	$\phi$ -srcDiv	oR	a-srcDiv	a-oR	rem
INCATF	0.062	0.107	1.000	8.43E-4	0.014	8.11E-4	2.53E-5	0.107	2.53E-5	221344
INVALID	0.043	0.074	1.000	8.77E-4	0.020	0.002	1.76E-5	0.181	4.28E-5	178517
htl-md	0.024	0.042	1.000	3.9E-4	0.016	0.001	9.89E-6	0.223	5.27E-5	154380
INCATB	0.021	0.037	1.000	0.001	0.050	0.006	8.68E-6	0.260	6.14E-5	133200
lernen	0.020	0.035	1.000	3.3E-5	0.002	3.72E-5	8.33E-6	0.295	6.97E-5	112863
RANDOM13	0.019	0.033	1.000	4.54E-4	0.024	0.002	7.79E-6	0.328	7.75E-5	93845
htl-wien5	0.017	0.030	1.000	3.75E-4	0.022	0.002	7.06E-6	0.358	8.46E-5	76608
RANDOM10	0.016	0.028	0.999	6.52E-4	0.040	0.004	6.7E-6	0.386	9.13E-5	60271
INCATD	0.015	0.026	0.999	4.95E-4	0.033	0.003	6.14E-6	0.412	9.74E-5	45295
isatap	0.008	0.013	0.999	0.001	0.179	0.039	3.15E-6	0.426	1.01E-4	37614
wpad	0.008	0.013	0.999	0.001	0.155	0.032	3.11E-6	0.439	1.04E-4	30018
eth0	0.007	0.013	0.999	4.1E-5	0.005	2.13E-4	3.06E-6	0.452	1.07E-4	22553
server	0.005	0.008	0.999	8.81E-4	0.186	0.041	1.94E-6	0.460	1.09E-4	17813
SHORTSLD	0.004	0.007	0.999	5.45E-4	0.127	0.024	1.76E-6	0.467	1.1E-4	13530
gonsenheim...	0.003	0.005	0.999	2.1E-5	0.007	2.86E-4	1.27E-6	0.473	1.12E-4	10423
INCATC	0.003	0.005	0.999	4.53E-4	0.161	0.033	1.15E-6	0.478	1.13E-4	7613
clay	0.002	0.003	0.998	4.4E-5	0.022	0.002	8.04E-7	0.481	1.14E-4	5652
files	0.002	0.003	0.998	6.28E-4	0.376	0.104	6.84E-7	0.484	1.14E-4	3983
pc010	0.002	0.003	0.998	1.9E-5	0.013	7.17E-4	6.18E-7	0.486	1.15E-4	2476
funke	0.001	0.002	0.998	8.8E-5	0.068	0.010	5.28E-7	0.489	1.15E-4	1187
logosrv	0.001	0.002	0.998	5.36E-4	0.452	0.124	4.86E-7	0.491	1.16E-4	0

Table 2.736: Top 21 most significant SLDs for gTLD 'schule'. The SLD list holds 49.078% of the entries found in the gTLD and 1.16E-4 of the total number of entries for the entire experiment. **count** represents the number of records found for the SLD (in parts per million). **sldDiv** is the raw count divided by the number of records of this gTLD dump file. **oR** is the ratio of raw count to the total number of records of the experiment.  $\phi$ -**sldDiv** represents the  $\phi$  percentile of sldDiv on the entire data-set. **a-srcDiv** is the cumulative srcDiv variable. **a-oR** is the cumulative oR.

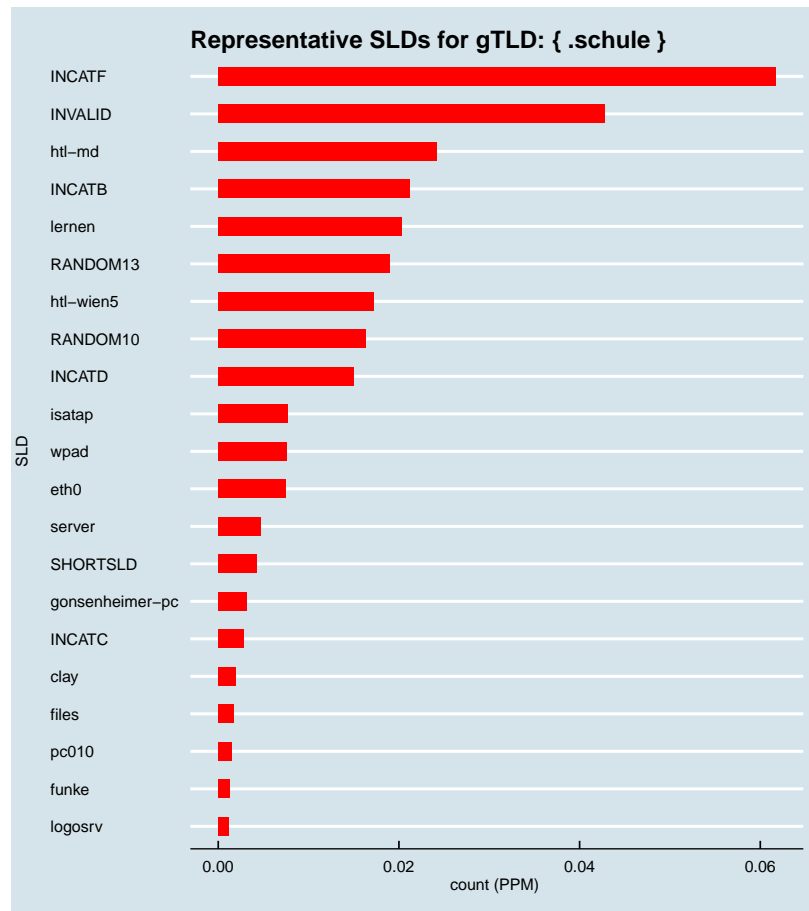


Figure 2.1471: Representative SLDs for gTLD: { .schule }. The  $x$  axis displays number of times (in parts per million) the corresponding SLD ( $y$  axis) was found in the gTLD.

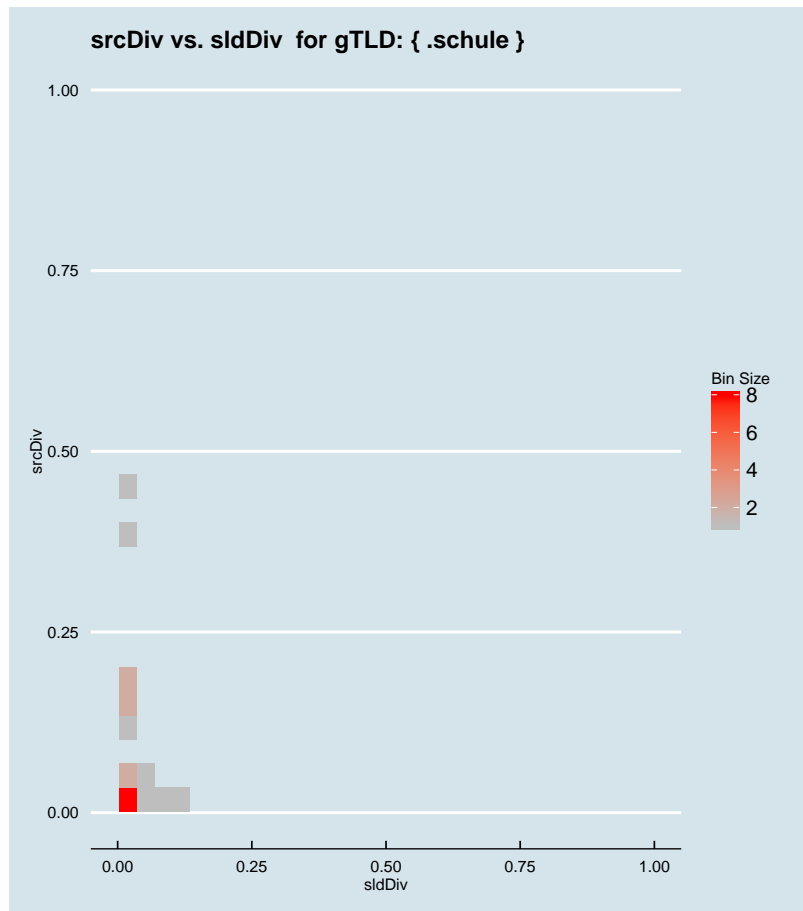


Figure 2.1472: Binned scatter-plot of srcDiv and sldDiv for gTLD: { .schule}.

### :: 2.1013 Representative SLDs for gTLD: { .schwarz }

In this section, we collect representative SLDs related to gTLD: 'schwarz'. We found 5 unique SLDs after filtering. A total of 10850 records were considered representative and they are 64.422% of the gTLD dump. Since the total number of records for this gTLD is 10850, there are 0 non-representative records (NRep). In addition, this set comprises  $4.45E-6$  of the entire data-set. Table 2.737 shows the corresponding SLDs ordered by the level of importance. Figure 2.1473 shows the record count (PPM) for each representative SLD. Figure 2.1474 shows the binned scatter-plot of srcDiv and sldDiv.

► { .schwarz }  
 Total SLDs: 5  
 a-sldDiv: 64.422%  
 a-oR: 0.000%  
 NRep: 0

Individual SLD descriptors for gTLD: {.schwarz}										
SLD	count	sldDiv	$\phi$ -sldDiv	ipcount	srcDiv	$\phi$ -srcDiv	oR	a-srcDiv	a-oR	rem
INCATB	0.005	0.292	1.000	7.4E-5	0.015	9.47E-4	2.02E-6	0.292	2.02E-6	5929
INVALID	0.002	0.127	1.000	1.29E-4	0.060	0.008	8.77E-7	0.419	2.89E-6	3789
INCATC	0.001	0.079	1.000	1.58E-4	0.119	0.022	5.43E-7	0.498	3.44E-6	2463
wpad	0.001	0.073	1.000	2.28E-4	0.185	0.041	5.06E-7	0.571	3.94E-6	1228
RANDOM13	0.001	0.073	1.000	1.45E-4	0.118	0.022	5.03E-7	0.644	4.45E-6	0

Table 2.737: Top 5 most significant SLDs for gTLD 'schwarz'. The SLD list holds 64.422% of the entries found in the gTLD and 4.45E-6 of the total number of entries for the entire experiment. **count** represents the number of records found for the SLD (in parts per million). **sldDiv** is the raw count divided by the number of records of this gTLD dump file. **oR** is the ratio of raw count to the total number of records of the experiment.  **$\phi$ -sldDiv** represents the  $\phi$  percentile of sldDiv on the entire data-set. **a-srcDiv** is the cumulative srcDiv variable. **a-oR** is the cumulative oR.

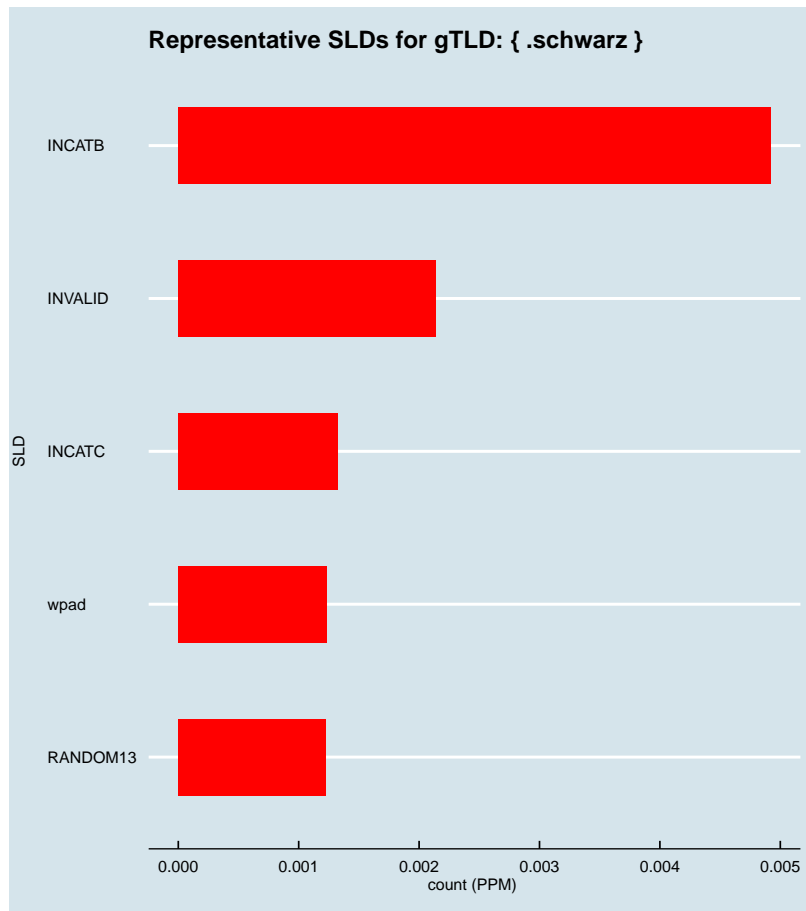


Figure 2.1473: Representative SLDs for gTLD: { .schwarz }. The x axis displays number of times (in parts per million) the corresponding SLD (y axis) was found in the gTLD.



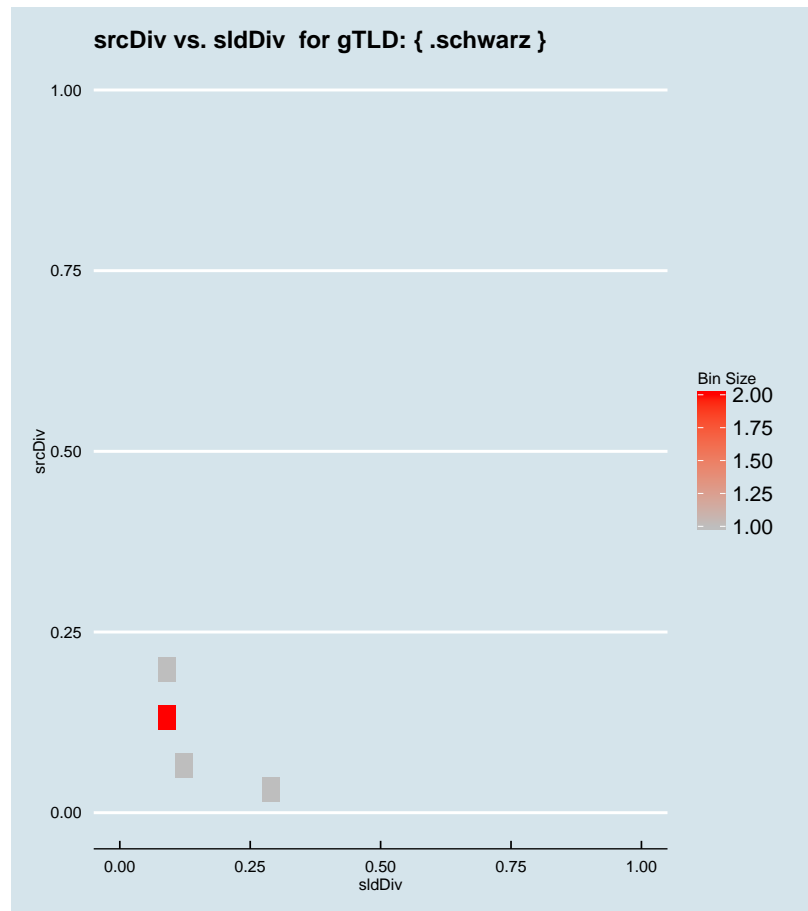


Figure 2.1474: Binned scatter-plot of srcDiv and sldDiv for gTLD: { .schwarz }.

### :: 2.1014 Representative SLDs for gTLD: { .science }

In this section, we collect representative SLDs related to gTLD: 'science'. We found 6 unique SLDs after filtering. A total of 20724 records were considered representative and they are 69.518% of the gTLD dump. Since the total number of records for this gTLD is 20724, there are 0 non-representative records (NRep). In addition, this set comprises  $8.49E-6$  of the entire data-set. Table 2.738 shows the corresponding SLDs ordered by the level of importance. Figure 2.1475 shows the record count (PPM) for each representative SLD. Figure 2.1476 shows the binned scatter-plot of srcDiv and sldDiv.

► { .science }  
Total SLDs: 6  
a-sldDiv: 69.518%  
a-oR: 0.001%  
NRep: 0

Individual SLD descriptors for gTLD: {science}										
SLD	count	sldDiv	$\phi$ -sldDiv	ipcount	srcDiv	$\phi$ -srcDiv	oR	a-srcDiv	a-oR	rem
INCATC	0.009	0.302	1.000	7.88E-4	0.088	0.014	3.69E-6	0.302	3.69E-6	11720
INVALID	0.004	0.137	1.000	3.33E-4	0.082	0.012	1.67E-6	0.439	5.36E-6	7635
INCATB	0.003	0.086	1.000	7.09E-4	0.277	0.070	1.05E-6	0.525	6.41E-6	5075
INCATF	0.002	0.063	1.000	1.2E-4	0.063	0.009	7.75E-7	0.588	7.19E-6	3185
RANDOM10	0.002	0.059	1.000	1.85E-4	0.105	0.018	7.23E-7	0.648	7.91E-6	1420
INCATE	0.001	0.048	1.000	0.001	0.760	0.261	5.82E-7	0.695	8.49E-6	0

Table 2.738: Top 6 most significant SLDs for gTLD 'science'. The SLD list holds 69.518% of the entries found in the gTLD and 8.49E-6 of the total number of entries for the entire experiment. **count** represents the number of records found for the SLD (in parts per million). **sldDiv** is the raw count divided by the number of records of this gTLD dump file. **oR** is the ratio of raw count to the total number of records of the experiment.  $\phi$ -**sldDiv** represents the  $\phi$  percentile of sldDiv on the entire data-set. **a-srcDiv** is the cumulative srcDiv variable. **a-oR** is the cumulative oR.

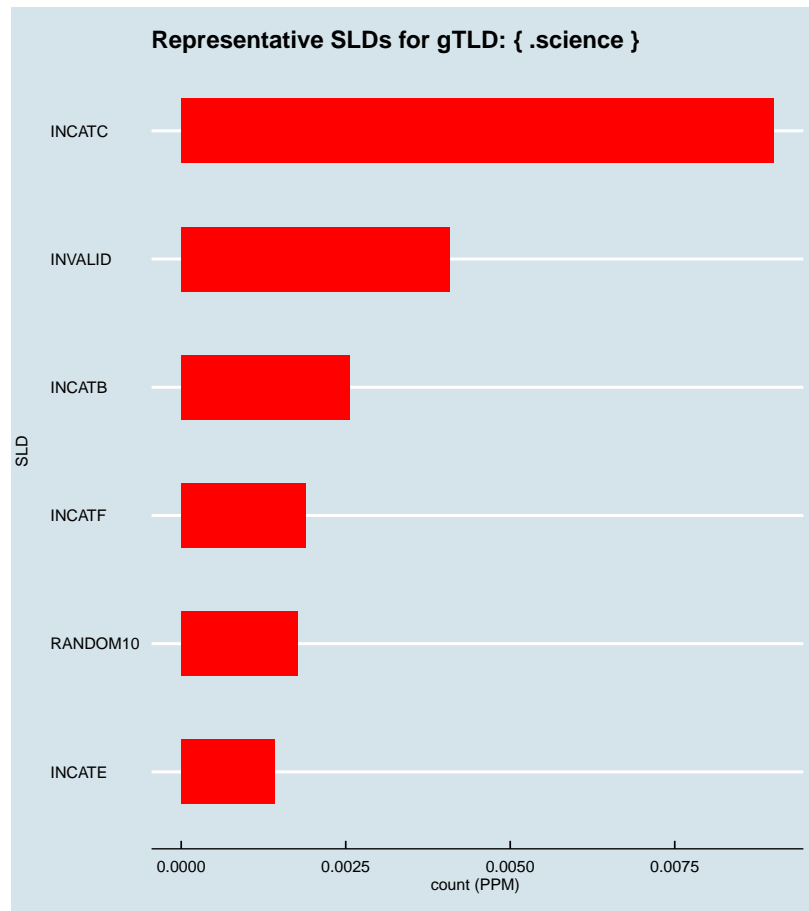


Figure 2.1475: Representative SLDs for gTLD: { .science }. The  $x$  axis displays number of times (in parts per million) the corresponding SLD ( $y$  axis) was found in the gTLD.

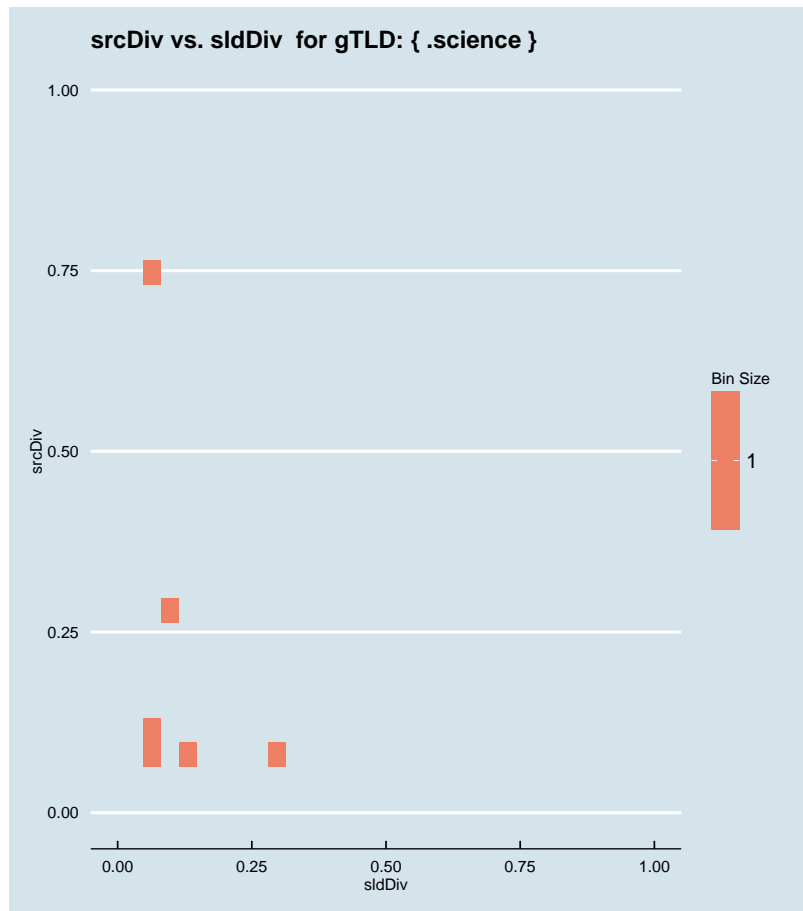


Figure 2.1476: Binned scatter-plot of srcDiv and sldDiv for gTLD: { .science }.

### :: 2.1015 Representative SLDs for gTLD: { .scjohnson }

In this section, we collect representative SLDs related to gTLD: 'scjohnson'. We found 0 unique SLDs after filtering. A total of 0 records were considered representative and they are 0.000% of the gTLD dump. Since the total number of records for this gTLD is 0, there are 0 non-representative records (NRep). In addition, this set comprises 0E0 of the entire data-set.

► { .scjohnson }  
 Total SLDs: 0  
 a-sldDiv: 0.000%  
 a-oR: 0.000%  
 NRep: 0

### :: 2.1016 Representative SLDs for gTLD: { .scor }

In this section, we collect representative SLDs related to gTLD: 'scor'. We found 0

► { .scor }  
 Total SLDs: 0  
 a-sldDiv: 0.000%  
 a-oR: 0.000%  
 NRep: 0

unique SLDs after filtering. A total of 0 records were considered representative and they are 0.000% of the gTLD dump. Since the total number of records for this gTLD is 0, there are 0 non-representative records (NRep). In addition, this set comprises 0E0 of the entire data-set.

## ⚡ 2.1017 Representative SLDs for gTLD: {scot}

In this section, we collect representative SLDs related to gTLD: 'scot'. We found 1 unique SLDs after filtering. A total of 1681 records were considered representative and they are 25.838% of the gTLD dump. Since the total number of records for this gTLD is 1681, there are 0 non-representative records (NRep). In addition, this set comprises 6.89E−7 of the entire data-set. Table 2.739 shows the corresponding SLDs ordered by the level of importance. Figure 2.1477 shows the record count (PPM) for each representative SLD. Figure 2.1478 shows the binned scatter-plot of srcDiv and sldDiv.

▶ {scot}  
Total SLDs: 1  
a-sldDiv: 25.838%  
a-oR: 0.000%  
NRep: 0

Individual SLD descriptors for gTLD: {scot}										
SLD	count	sldDiv	$\phi$ -sldDiv	ipcount	srcDiv	$\phi$ -srcDiv	oR	a-srcDiv	a-oR	rem
INCATE	0.002	0.258	1.000	0.001	0.716	0.241	6.89E−7	0.258	6.89E−7	0

Table 2.739: Top 1 most significant SLDs for gTLD 'scot'. The SLD list holds 25.838% of the entries found in the gTLD and 6.89E−7 of the total number of entries for the entire experiment. **count** represents the number of records found for the SLD (in parts per million). **sldDiv** is the raw count divided by the number of records of this gTLD dump file. **oR** is the ratio of raw count to the total number of records of the experiment.  **$\phi$ -sldDiv** represents the  $\phi$  percentile of sldDiv on the entire data-set. **a-srcDiv** is the cumulative srcDiv variable. **a-oR** is the cumulative oR.




Figure 2.1477: Representative SLDs for gTLD: { .scot}. The *x* axis displays number of times (in parts per million) the corresponding SLD (*y* axis) was found in the gTLD.

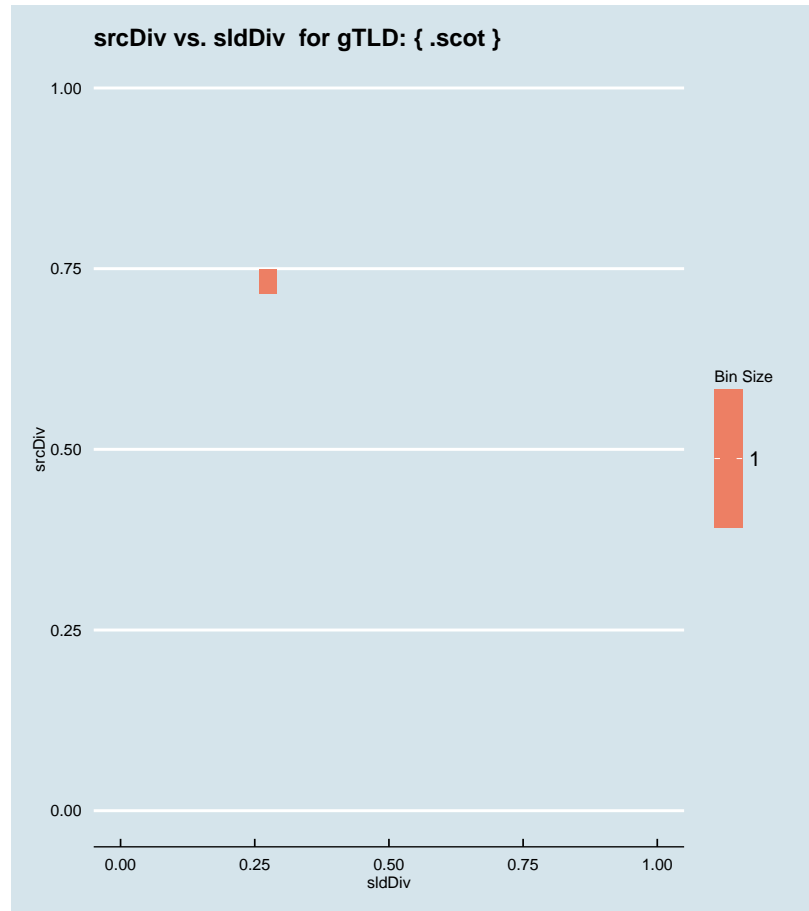


Figure 2.1478: Binned scatter-plot of srcDiv and sldDiv for gTLD: { .scot }.

### :: 2.1018 Representative SLDs for gTLD: { .search }

In this section, we collect representative SLDs related to gTLD: 'search'. We found 19 unique SLDs after filtering. A total of 806516 records were considered representative and they are 85.679% of the gTLD dump. Since the total number of records for this gTLD is 806516, there are 0 non-representative records (NRep). In addition, this set comprises  $3.31E-4$  of the entire data-set. Table 2.740 shows the corresponding SLDs ordered by the level of importance. Figure 2.1479 shows the record count (PPM) for each representative SLD. Figure 2.1480 shows the binned scatter-plot of srcDiv and sldDiv.

► { .search }  
Total SLDs: 19  
a-sldDiv: 85.679%  
a-oR: 0.033%  
NRep: 0

Individual SLD descriptors for gTLD: {search}										
SLD	count	sldDiv	$\phi$ -sldDiv	ipcount	srcDiv	$\phi$ -srcDiv	oR	a-srcDiv	a-oR	rem
nse	0.290	0.308	1.000	1.03E-4	3.55E-4	4.27E-6	1.19E-4	0.308	1.19E-4	516599
INCATB	0.232	0.247	1.000	0.008	0.035	0.003	9.52E-5	0.555	2.14E-4	284303
INCATC	0.095	0.101	1.000	0.004	0.043	0.005	3.88E-5	0.655	2.53E-4	189513
INVALID	0.092	0.098	1.000	0.002	0.023	0.002	3.77E-5	0.753	2.91E-4	97427
INCATD	0.031	0.033	1.000	8.48E-4	0.027	0.002	1.28E-5	0.786	3.03E-4	66171
RANDOM13	0.019	0.020	0.999	0.001	0.059	0.008	7.61E-6	0.806	3.11E-4	47596
RANDOM10	0.015	0.015	0.999	9.67E-4	0.067	0.009	5.95E-6	0.822	3.17E-4	33088
INCATE	0.006	0.006	0.999	0.003	0.550	0.183	2.43E-6	0.828	3.19E-4	27151
SHORTSLD	0.004	0.005	0.999	8.73E-4	0.195	0.043	1.83E-6	0.833	3.21E-4	22679
sd1	0.004	0.004	0.999	4E-6	0.001	1.82E-5	1.58E-6	0.837	3.23E-4	18828
segment1	0.003	0.004	0.998	2E-6	5.74E-4	8.2E-6	1.43E-6	0.840	3.24E-4	15343
ctdfs4	0.003	0.004	0.998	1.2E-5	0.003	1.13E-4	1.43E-6	0.844	3.26E-4	11861
sanlabnt1	0.002	0.002	0.998	2E-5	0.010	4.68E-4	8.56E-7	0.846	3.27E-4	9772
ctdhp2	0.002	0.002	0.998	1.2E-5	0.007	2.75E-4	7.5E-7	0.848	3.27E-4	7943
uatash-eco...	0.002	0.002	0.998	2E-5	0.011	5.93E-4	7.32E-7	0.850	3.28E-4	6158
devash-eco...	0.002	0.002	0.998	2E-5	0.011	6E-4	7.28E-7	0.852	3.29E-4	4381
vios29	0.002	0.002	0.998	2E-6	0.001	1.99E-5	7.19E-7	0.854	3.29E-4	2626
localhost	0.001	0.001	0.997	1.53E-4	0.111	0.019	5.66E-7	0.855	3.3E-4	1244
local	0.001	0.001	0.997	1.54E-4	0.124	0.023	5.1E-7	0.857	3.31E-4	0

Table 2.740: Top 19 most significant SLDs for gTLD 'search'. The SLD list holds 85.679% of the entries found in the gTLD and 3.31E-4 of the total number of entries for the entire experiment. **count** represents the number of records found for the SLD (in parts per million). **sldDiv** is the raw count divided by the number of records of this gTLD dump file. **oR** is the ratio of raw count to the total number of records of the experiment.  **$\phi$ -sldDiv** represents the  $\phi$  percentile of sldDiv on the entire data-set. **a-srcDiv** is the cumulative srcDiv variable. **a-oR** is the cumulative oR.



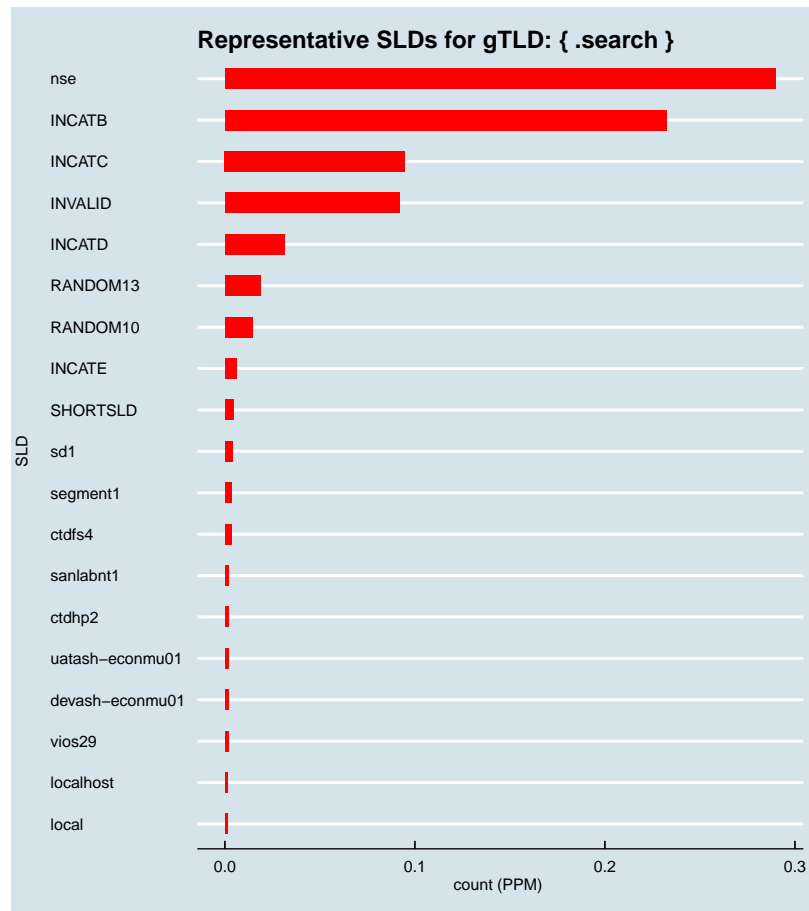


Figure 2.1479: Representative SLDs for gTLD: { .search }. The  $x$  axis displays number of times (in parts per million) the corresponding SLD ( $y$  axis) was found in the gTLD.

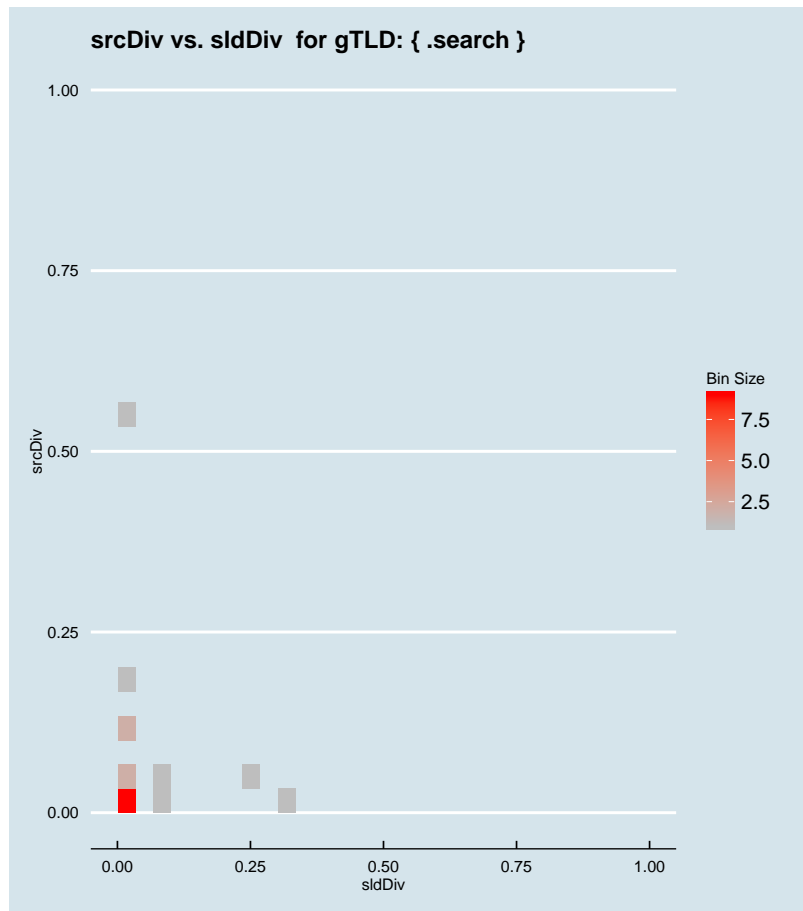


Figure 2.1480: Binned scatter-plot of srcDiv and sldDiv for gTLD: { .search }.

### :: 2.1019 Representative SLDs for gTLD: { .seat }

In this section, we collect representative SLDs related to gTLD: 'seat'. We found 1 unique SLDs after filtering. A total of 1838 records were considered representative and they are 17.609% of the gTLD dump. Since the total number of records for this gTLD is 1838, there are 0 non-representative records (NRep). In addition, this set comprises  $7.53E-7$  of the entire data-set. Table 2.741 shows the corresponding SLDs ordered by the level of importance. Figure 2.1481 shows the record count (PPM) for each representative SLD. Figure 2.1482 shows the binned scatter-plot of srcDiv and sldDiv.

► { .seat }  
 Total SLDs: 1  
 a-sldDiv: 17.609%  
 a-oR: 0.000%  
 NRep: 0

Individual SLD descriptors for gTLD: {.seat}										
SLD	count	sldDiv	$\phi$ -sldDiv	ipcount	srcDiv	$\phi$ -srcDiv	oR	a-srcDiv	a-oR	rem
INCATF	0.002	0.176	1.000	1.89E-4	0.103	0.018	7.53E-7	0.176	7.53E-7	0

Table 2.741: Top 1 most significant SLDs for gTLD 'seat'. The SLD list holds 17.609% of the entries found in the gTLD and 7.53E-7 of the total number of entries for the entire experiment. **count** represents the number of records found for the SLD (in parts per million). **sldDiv** is the raw count divided by the number of records of this gTLD dump file. **oR** is the ratio of raw count to the total number of records of the experiment.  $\phi$ -**sldDiv** represents the  $\phi$  percentile of sldDiv on the entire data-set. **a-srcDiv** is the cumulative srcDiv variable. **a-oR** is the cumulative oR.




Figure 2.1481: Representative SLDs for gTLD: { .seat}. The  $x$  axis displays number of times (in parts per million) the corresponding SLD ( $y$  axis) was found in the gTLD.

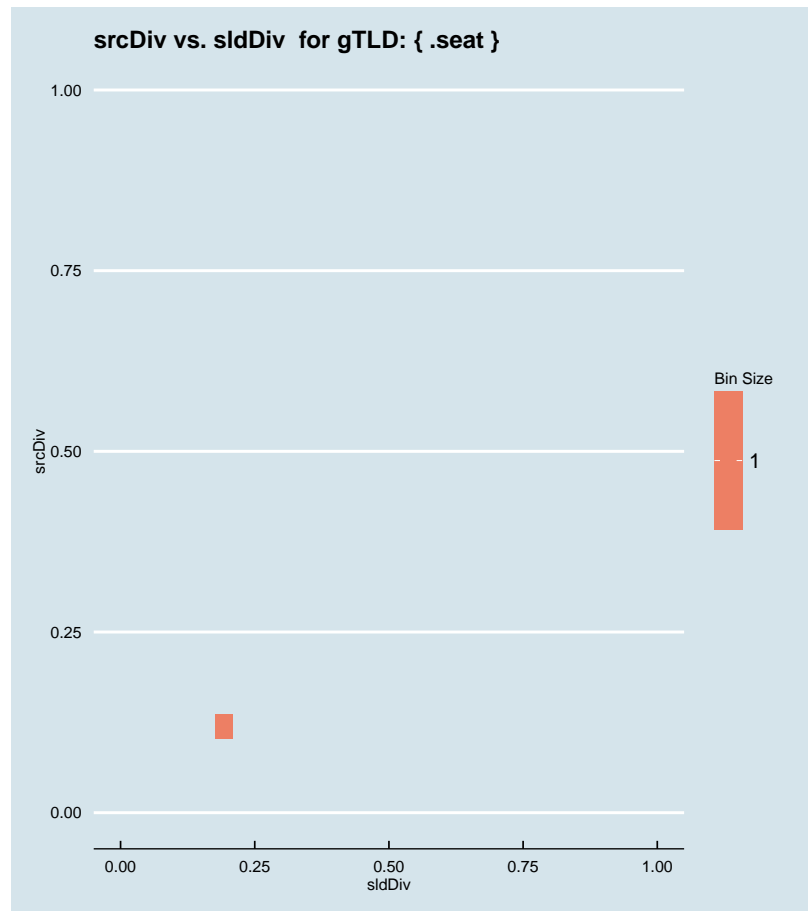


Figure 2.1482: Binned scatter-plot of srcDiv and sldDiv for gTLD: { .seat }.

### :: 2.1020 Representative SLDs for gTLD: { .seek }

In this section, we collect representative SLDs related to gTLD: 'seek'. We found 1 unique SLDs after filtering. A total of 1665 records were considered representative and they are 25.189% of the gTLD dump. Since the total number of records for this gTLD is 1665, there are 0 non-representative records (NRep). In addition, this set comprises 6.82E-7 of the entire data-set. Table 2.742 shows the corresponding SLDs ordered by the level of importance. Figure 2.1483 shows the record count (PPM) for each representative SLD. Figure 2.1484 shows the binned scatter-plot of srcDiv and sldDiv.

► { .seek }  
Total SLDs: 1  
a-sldDiv: 25.189%  
a-oR: 0.000%  
NRep: 0



Individual SLD descriptors for gTLD: {seek}										
SLD	count	sldDiv	$\phi$ -sldDiv	ipcount	srcDiv	$\phi$ -srcDiv	oR	a-srcDiv	a-oR	rem
INCATE	0.002	0.252	1.000	6.47E-4	0.389	0.106	6.82E-7	0.252	6.82E-7	0

Table 2.742: Top 1 most significant SLDs for gTLD 'seek'. The SLD list holds 25.189% of the entries found in the gTLD and 6.82E-7 of the total number of entries for the entire experiment. **count** represents the number of records found for the SLD (in parts per million). **sldDiv** is the raw count divided by the number of records of this gTLD dump file. **oR** is the ratio of raw count to the total number of records of the experiment.  **$\phi$ -sldDiv** represents the  $\phi$  percentile of sldDiv on the entire data-set. **a-srcDiv** is the cumulative srcDiv variable. **a-oR** is the cumulative oR.




Figure 2.1483: Representative SLDs for gTLD: { .seek}. The  $x$  axis displays number of times (in parts per million) the corresponding SLD ( $y$  axis) was found in the gTLD.

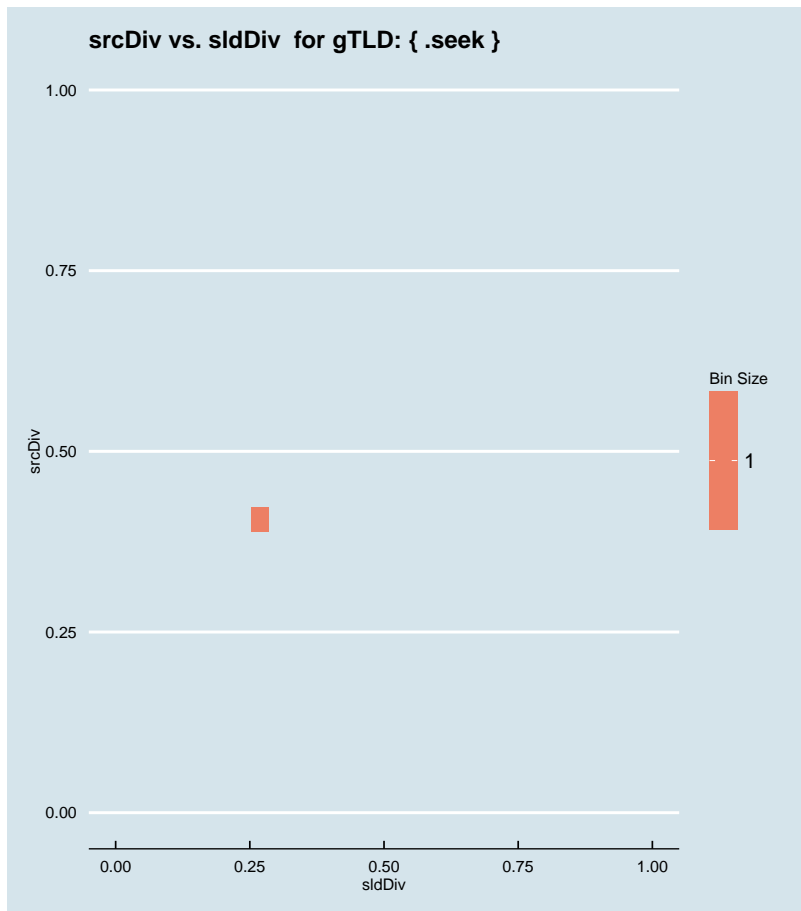


Figure 2.1484: Binned scatter-plot of srcDiv and sldDiv for gTLD: { .seek }.

### :: 2.1021 Representative SLDs for gTLD: { .secure }

In this section, we collect representative SLDs related to gTLD: 'secure'. We found 17 unique SLDs after filtering. A total of 110670 records were considered representative and they are 78.598% of the gTLD dump. Since the total number of records for this gTLD is 110670, there are 0 non-representative records (NRep). In addition, this set comprises  $4.54E-5$  of the entire data-set. Table 2.743 shows the corresponding SLDs ordered by the level of importance. Figure 2.1485 shows the record count (PPM) for each representative SLD. Figure 2.1486 shows the binned scatter-plot of srcDiv and sldDiv.

► { .secure }  
 Total SLDs: 17  
 a-sldDiv: 78.598%  
 a-oR: 0.005%  
 NRep: 0



Individual SLD descriptors for gTLD: {secure}										
SLD	count	sldDiv	$\phi$ -sldDiv	ipcount	srcDiv	$\phi$ -srcDiv	oR	a-srcDiv	a-oR	rem
INVALID	0.018	0.125	1.000	0.001	0.085	0.013	7.2E-6	0.125	7.2E-6	93111
INCATB	0.017	0.123	1.000	0.001	0.083	0.013	7.12E-6	0.248	1.43E-5	75745
INCATF	0.015	0.108	1.000	0.001	0.072	0.011	6.22E-6	0.356	2.05E-5	60557
mccc	0.011	0.077	1.000	3.35E-4	0.031	0.003	4.43E-6	0.433	2.5E-5	49753
RANDOM13	0.010	0.072	1.000	9.25E-4	0.092	0.015	4.13E-6	0.504	2.91E-5	39665
guest	0.008	0.059	1.000	4.8E-4	0.058	0.008	3.38E-6	0.563	3.25E-5	31412
RANDOM10	0.007	0.048	1.000	9.17E-4	0.134	0.026	2.79E-6	0.611	3.53E-5	24594
wpad	0.005	0.036	1.000	0.001	0.259	0.066	2.05E-6	0.647	3.73E-5	19594
INCATD	0.004	0.029	0.999	5.66E-4	0.137	0.027	1.7E-6	0.676	3.9E-5	15452
isatap	0.003	0.022	0.999	0.001	0.321	0.081	1.29E-6	0.699	4.03E-5	12292
ricsgrill	0.003	0.019	0.999	2.94E-4	0.109	0.019	1.11E-6	0.718	4.14E-5	9587
drkevinslo...	0.002	0.014	0.999	4.2E-5	0.022	0.002	8E-7	0.732	4.22E-5	7634
aic	0.002	0.013	0.999	3.74E-4	0.203	0.048	7.54E-7	0.745	4.3E-5	5795
INCATC	0.002	0.012	0.999	7.61E-4	0.436	0.121	7.15E-7	0.757	4.37E-5	4050
cmi	0.002	0.012	0.999	6E-6	0.004	1.24E-4	6.67E-7	0.769	4.44E-5	2422
term1	0.001	0.009	0.999	4.13E-4	0.334	0.096	5.07E-7	0.778	4.49E-5	1185
term2	0.001	0.008	0.999	4.21E-4	0.355	0.099	4.86E-7	0.786	4.54E-5	0

Table 2.743: Top 17 most significant SLDs for gTLD 'secure'. The SLD list holds 78.598% of the entries found in the gTLD and 4.54E-5 of the total number of entries for the entire experiment. **count** represents the number of records found for the SLD (in parts per million). **sldDiv** is the raw count divided by the number of records of this gTLD dump file. **oR** is the ratio of raw count to the total number of records of the experiment.  **$\phi$ -sldDiv** represents the  $\phi$  percentile of sldDiv on the entire data-set. **a-srcDiv** is the cumulative srcDiv variable. **a-oR** is the cumulative oR.



Figure 2.1485: Representative SLDs for gTLD: { .secure}. The *x* axis displays number of times (in parts per million) the corresponding SLD (*y* axis) was found in the gTLD.

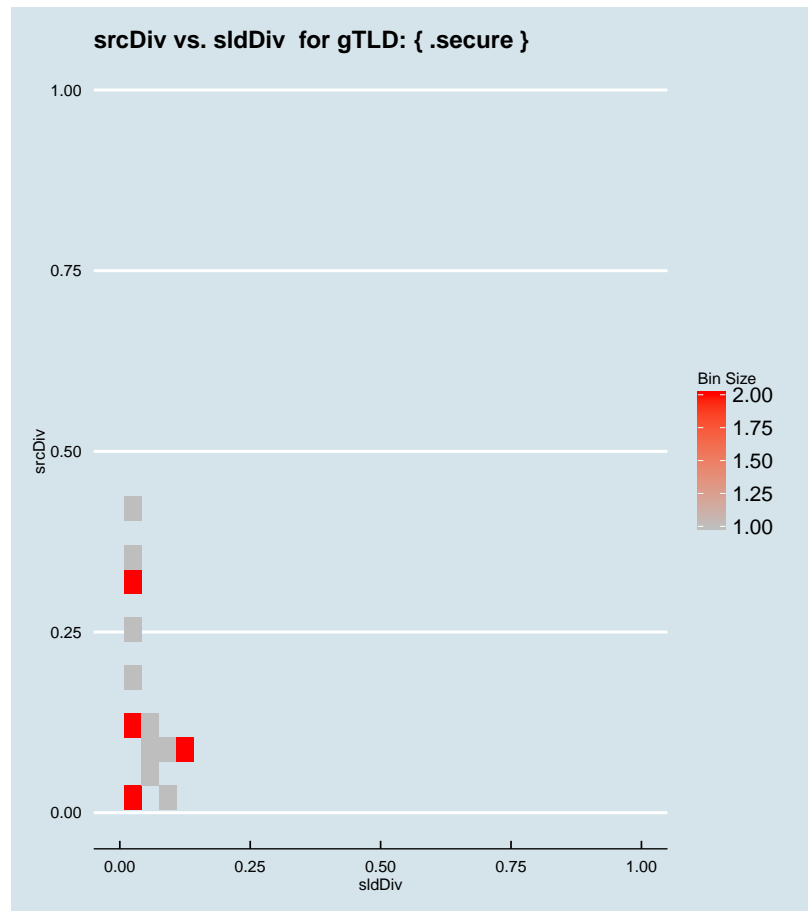


Figure 2.1486: Binned scatter-plot of srcDiv and sldDiv for gTLD: { .secure}.

## :: 2.1022 Representative SLDs for gTLD: { .security }

In this section, we collect representative SLDs related to gTLD: 'security'. We found 14 unique SLDs after filtering. A total of 130352 records were considered representative and they are 82.622% of the gTLD dump. Since the total number of records for this gTLD is 130352, there are 0 non-representative records (NRep). In addition, this set comprises  $5.34E-5$  of the entire data-set. Table 2.744 shows the corresponding SLDs ordered by the level of importance. Figure 2.1487 shows the record count (PPM) for each representative SLD. Figure 2.1488 shows the binned scatter-plot of srcDiv and sldDiv.

► { .security }  
Total SLDs: 14  
a-sldDiv: 82.622%  
a-oR: 0.005%  
NRep: 0

Individual SLD descriptors for gTLD: {.security}										
SLD	count	sldDiv	$\phi$ -sldDiv	ipcount	srcDiv	$\phi$ -srcDiv	oR	a-srcDiv	a-oR	rem
system	0.039	0.244	1.000	0.005	0.140	0.027	1.58E-5	0.244	1.58E-5	91806
INVALID	0.026	0.164	1.000	9.03E-4	0.035	0.003	1.06E-5	0.408	2.64E-5	65906
INCATB	0.013	0.080	1.000	0.001	0.084	0.013	5.2E-6	0.489	3.16E-5	53221
RANDOM13	0.012	0.077	1.000	8.13E-4	0.067	0.009	5E-6	0.566	3.66E-5	41022
INCATF	0.012	0.074	1.000	6.83E-4	0.059	0.008	4.78E-6	0.640	4.14E-5	29357
RANDOM10	0.008	0.053	1.000	0.001	0.163	0.034	3.41E-6	0.693	4.48E-5	21042
wpad	0.005	0.030	1.000	8.39E-4	0.178	0.039	1.94E-6	0.723	4.67E-5	16319
INCATC	0.004	0.027	0.999	0.001	0.318	0.080	1.77E-6	0.750	4.85E-5	11989
isatap	0.002	0.015	0.999	7.08E-4	0.295	0.075	9.83E-7	0.765	4.95E-5	9590
INCATD	0.002	0.015	0.999	2.12E-4	0.092	0.015	9.43E-7	0.780	5.04E-5	7289
sipinterna...	0.002	0.013	0.999	2.47E-4	0.117	0.021	8.62E-7	0.793	5.13E-5	5185
sipexterna...	0.002	0.013	0.999	2.59E-4	0.129	0.025	8.25E-7	0.806	5.21E-5	3171
sip	0.002	0.013	0.999	2.41E-4	0.121	0.022	8.16E-7	0.819	5.29E-5	1181
wss	0.001	0.007	0.999	7E-6	0.006	2.37E-4	4.84E-7	0.826	5.34E-5	0

Table 2.744: Top 14 most significant SLDs for gTLD 'security'. The SLD list holds 82.622% of the entries found in the gTLD and 5.34E-5 of the total number of entries for the entire experiment. **count** represents the number of records found for the SLD (in parts per million). **sldDiv** is the raw count divided by the number of records of this gTLD dump file. **oR** is the ratio of raw count to the total number of records of the experiment.  **$\phi$ -sldDiv** represents the  $\phi$  percentile of sldDiv on the entire data-set. **a-srcDiv** is the cumulative srcDiv variable. **a-oR** is the cumulative oR.

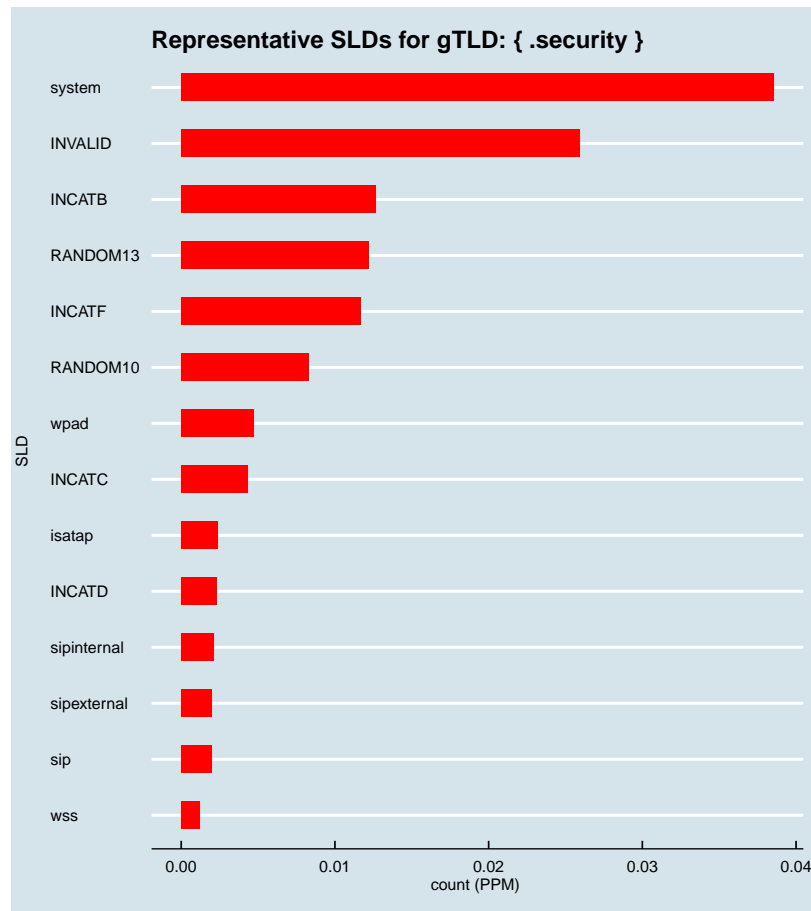


Figure 2.1487: Representative SLDs for gTLD: { .security }. The x axis displays number of times (in parts per million) the corresponding SLD (y axis) was found in the gTLD.

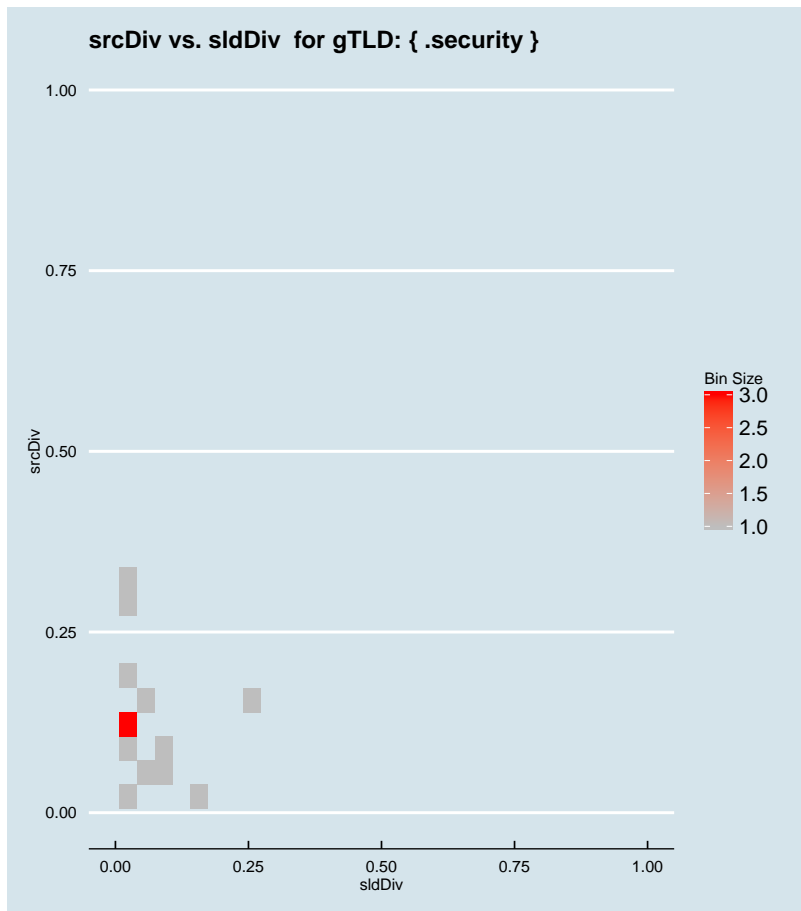


Figure 2.1488: Binned scatter-plot of srcDiv and sldDiv for gTLD: { .security }.

### :: 2.1023 Representative SLDs for gTLD: { .select }

In this section, we collect representative SLDs related to gTLD: 'select'. We found 4 unique SLDs after filtering. A total of 6674 records were considered representative and they are 38.798% of the gTLD dump. Since the total number of records for this gTLD is 6674, there are 0 non-representative records (NRep). In addition, this set comprises 2.74E-6 of the entire data-set. Table 2.745 shows the corresponding SLDs ordered by the level of importance. Figure 2.1489 shows the record count (PPM) for each representative SLD. Figure 2.1490 shows the binned scatter-plot of srcDiv and sldDiv.

► { .select }  
 Total SLDs: 4  
 a-sldDiv: 38.798%  
 a-oR: 0.000%  
 NRep: 0

Individual SLD descriptors for gTLD: {select}										
<b>SLD</b>	<b>count</b>	<b>sldDiv</b>	$\phi$ - <b>sldDiv</b>	<b>ipcount</b>	<b>srcDiv</b>	$\phi$ - <b>srcDiv</b>	<b>oR</b>	<b>a-srcDiv</b>	<b>a-oR</b>	<b>rem</b>
RANDOM13	0.002	0.130	1.000	3.39E-4	0.151	0.031	9.18E-7	0.130	9.18E-7	4433
INVALID	0.002	0.102	1.000	2.05E-4	0.117	0.021	7.19E-7	0.232	1.64E-6	2678
INCATB	0.001	0.080	1.000	4.38E-4	0.317	0.080	5.66E-7	0.313	2.2E-6	1297
INCATC	0.001	0.075	1.000	4.5E-4	0.347	0.097	5.32E-7	0.388	2.74E-6	0

Table 2.745: Top 4 most significant SLDs for gTLD 'select'. The SLD list holds 38.798% of the entries found in the gTLD and 2.74E-6 of the total number of entries for the entire experiment. **count** represents the number of records found for the SLD (in parts per million). **sldDiv** is the raw count divided by the number of records of this gTLD dump file. **oR** is the ratio of raw count to the total number of records of the experiment.  $\phi$ -**sldDiv** represents the  $\phi$  percentile of sldDiv on the entire data-set. **a-srcDiv** is the cumulative srcDiv variable. **a-oR** is the cumulative oR.

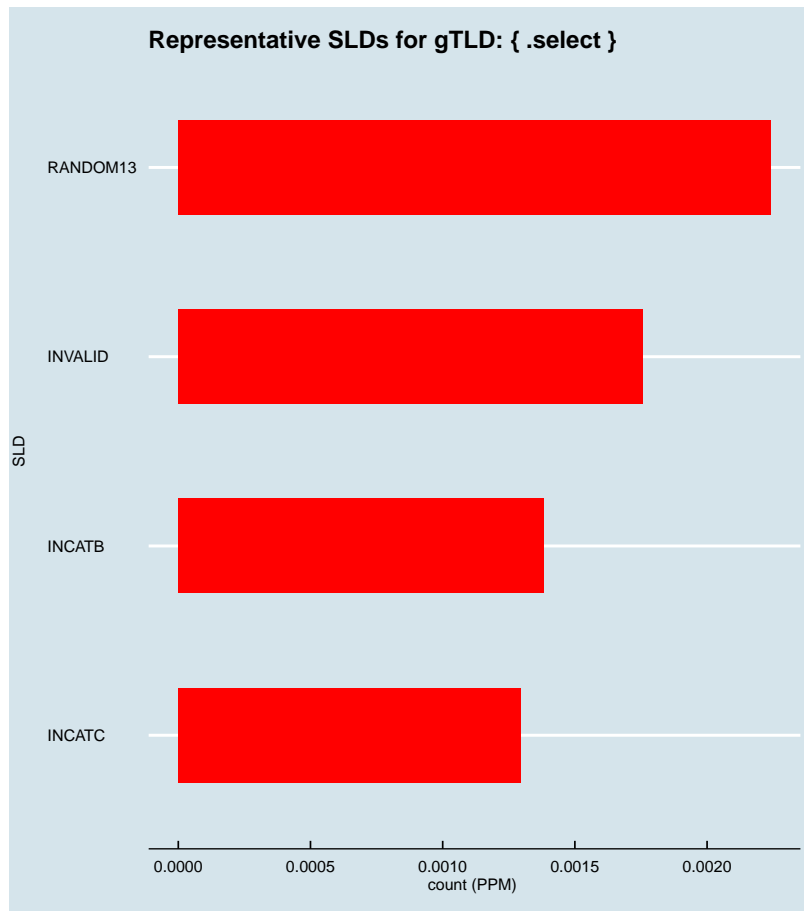


Figure 2.1489: Representative SLDs for gTLD: { .select}. The *x* axis displays number of times (in parts per million) the corresponding SLD (*y* axis) was found in the gTLD.



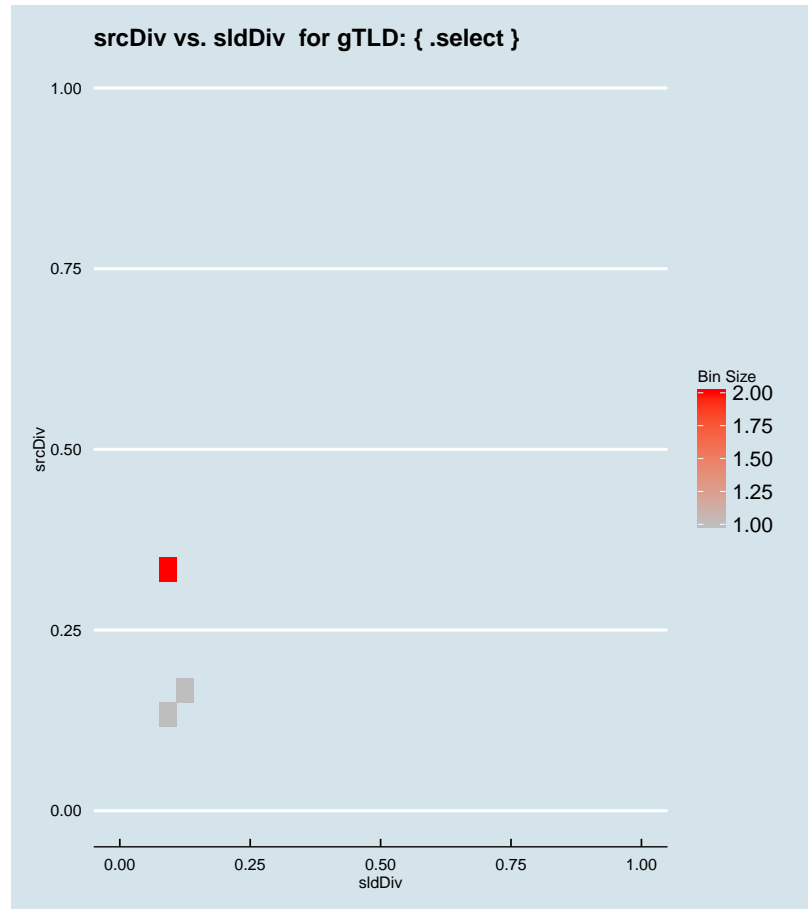


Figure 2.1490: Binned scatter-plot of srcDiv and sldDiv for gTLD: {.select}.

### :: 2.1024 Representative SLDs for gTLD: {.sener}

In this section, we collect representative SLDs related to gTLD: 'sener'. We found 0 unique SLDs after filtering. A total of 0 records were considered representative and they are 0.000% of the gTLD dump. Since the total number of records for this gTLD is 0, there are 0 non-representative records (NRep). In addition, this set comprises 0E0 of the entire data-set.

### :: 2.1025 Representative SLDs for gTLD: {.services}

In this section, we collect representative SLDs related to gTLD: 'services'. We found 19

▶ {.sener}  
Total SLDs: 0  
a-sldDiv: 0.000%  
a-oR: 0.000%  
NRep: 0

▶ {.services}  
Total SLDs: 19  
a-sldDiv: 91.413%  
a-oR: 0.016%  
NRep: 0

unique SLDs after filtering. A total of 382501 records were considered representative and they are 91.413% of the gTLD dump. Since the total number of records for this gTLD is 382501, there are 0 non-representative records (NRep). In addition, this set comprises  $1.57E-4$  of the entire data-set. Table 2.746 shows the corresponding SLDs ordered by the level of importance. Figure 2.1491 shows the record count (PPM) for each representative SLD. Figure 2.1492 shows the binned scatter-plot of srcDiv and sldDiv.

Individual SLD descriptors for gTLD: {services}										
SLD	count	sldDiv	$\phi$ -sldDiv	ipcount	srcDiv	$\phi$ -srcDiv	oR	a-srcDiv	a-oR	rem
system	0.159	0.380	1.000	1.01E-4	6.35E-4	9.43E-6	6.52E-5	0.380	6.52E-5	223446
INCATC	0.086	0.207	1.000	0.009	0.101	0.017	3.54E-5	0.587	1.01E-4	137014
RANDOM13	0.034	0.081	1.000	8.91E-4	0.026	0.002	1.38E-5	0.667	1.14E-4	103223
INCATF	0.034	0.080	1.000	0.002	0.055	0.007	1.37E-5	0.748	1.28E-4	69696
guest	0.015	0.036	1.000	4.54E-4	0.030	0.003	6.21E-6	0.784	1.34E-4	54536
RANDOM10	0.010	0.024	0.999	0.001	0.137	0.027	4.19E-6	0.808	1.39E-4	44310
INCATD	0.008	0.020	0.999	6.35E-4	0.076	0.011	3.42E-6	0.828	1.42E-4	35956
arvato	0.007	0.017	0.999	2.49E-4	0.035	0.003	2.92E-6	0.845	1.45E-4	28825
INVALID	0.006	0.015	0.999	9.86E-4	0.155	0.032	2.61E-6	0.860	1.48E-4	22461
INCATB	0.005	0.012	0.999	9.4E-4	0.189	0.042	2.04E-6	0.872	1.5E-4	17491
e4bh	0.005	0.011	0.999	2.35E-4	0.052	0.006	1.85E-6	0.883	1.51E-4	12979
fircroft	0.003	0.006	0.999	2.43E-4	0.097	0.016	1.03E-6	0.889	1.52E-4	10470
human	0.002	0.004	0.999	1.04E-4	0.058	0.007	7.34E-7	0.893	1.53E-4	8680
residentia...	0.002	0.004	0.999	1.2E-5	0.007	2.9E-4	7.2E-7	0.898	1.54E-4	6924
isatap	0.002	0.004	0.998	5.01E-4	0.300	0.076	6.85E-7	0.902	1.55E-4	5253
hardin	0.001	0.003	0.998	1.1E-5	0.008	3.43E-4	5.87E-7	0.905	1.55E-4	3820
daileybill...	0.001	0.003	0.998	3.4E-5	0.025	0.002	5.63E-7	0.908	1.56E-4	2447
testing	0.001	0.003	0.998	9E-6	0.007	3.14E-4	5.1E-7	0.911	1.56E-4	1203
internet	0.001	0.003	0.998	1.16E-4	0.096	0.016	4.93E-7	0.914	1.57E-4	0

Table 2.746: Top 19 most significant SLDs for gTLD 'services'. The SLD list holds 91.413% of the entries found in the gTLD and  $1.57E-4$  of the total number of entries for the entire experiment. **count** represents the number of records found for the SLD (in parts per million). **sldDiv** is the raw count divided by the number of records of this gTLD dump file. **oR** is the ratio of raw count to the total number of records of the experiment.  **$\phi$ -sldDiv** represents the  $\phi$  percentile of sldDiv on the entire data-set. **a-srcDiv** is the cumulative srcDiv variable. **a-oR** is the cumulative oR.



Figure 2.1491: Representative SLDs for gTLD: { .services }. The x axis displays number of times (in parts per million) the corresponding SLD (y axis) was found in the gTLD.

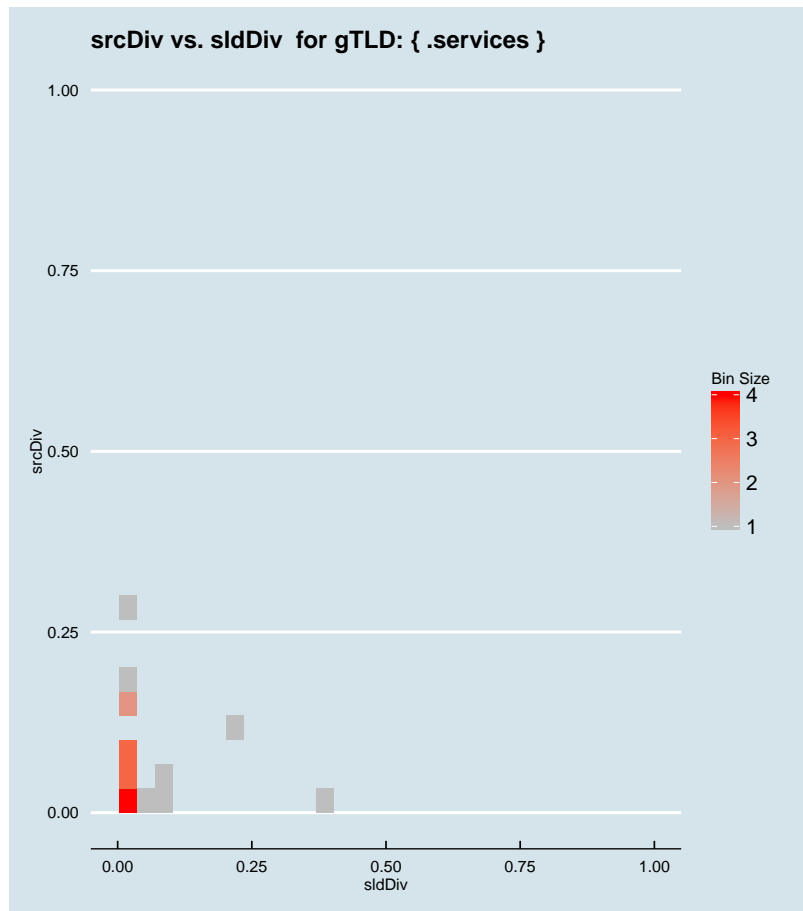


Figure 2.1492: Binned scatter-plot of srcDiv and sldDiv for gTLD: { .services }.

### :: 2.1026 Representative SLDs for gTLD: { .ses }

In this section, we collect representative SLDs related to gTLD: 'ses'. We found 14 unique SLDs after filtering. A total of 218893 records were considered representative and they are 85.724% of the gTLD dump. Since the total number of records for this gTLD is 218893, there are 0 non-representative records (NRep). In addition, this set comprises  $8.97E-5$  of the entire data-set. Table 2.747 shows the corresponding SLDs ordered by the level of importance. Figure 2.1493 shows the record count (PPM) for each representative SLD. Figure 2.1494 shows the binned scatter-plot of srcDiv and sldDiv.

► { .ses }  
 Total SLDs: 14  
 a-sldDiv: 85.724%  
 a-oR: 0.009%  
 NRep: 0

Individual SLD descriptors for gTLD: {ses}										
SLD	count	sldDiv	$\phi$ -sldDiv	ipcount	srcDiv	$\phi$ -srcDiv	oR	a-srcDiv	a-oR	rem
astra	0.115	0.449	1.000	0.004	0.035	0.003	4.7E-5	0.449	4.7E-5	104141
INCATD	0.047	0.183	1.000	0.003	0.066	0.009	1.91E-5	0.632	6.61E-5	57530
RANDOM13	0.015	0.057	1.000	9.71E-4	0.066	0.009	6E-6	0.689	7.21E-5	42879
INCATF	0.009	0.037	1.000	0.001	0.127	0.024	3.85E-6	0.726	7.6E-5	33487
INCATB	0.006	0.022	0.999	0.001	0.211	0.049	2.34E-6	0.748	7.83E-5	27788
INCATC	0.006	0.022	0.999	0.001	0.262	0.067	2.25E-6	0.770	8.06E-5	22287
INVALID	0.005	0.021	0.999	7.72E-4	0.142	0.027	2.23E-6	0.791	8.28E-5	16846
pac	0.005	0.020	0.999	0.001	0.275	0.070	2.12E-6	0.812	8.49E-5	11666
infracom	0.003	0.010	0.999	0.002	0.597	0.193	1.03E-6	0.821	8.6E-5	9150
soc	0.002	0.009	0.999	2.51E-4	0.111	0.020	9.23E-7	0.830	8.69E-5	6897
RANDOM10	0.002	0.008	0.999	5.01E-4	0.259	0.066	7.94E-7	0.838	8.77E-5	4960
wpad	0.002	0.007	0.999	4.62E-4	0.244	0.057	7.77E-7	0.845	8.84E-5	3065
aftonblade...	0.002	0.007	0.999	6.67E-4	0.360	0.099	7.59E-7	0.852	8.92E-5	1212
intranet	0.001	0.005	0.999	5.69E-4	0.469	0.127	4.97E-7	0.857	8.97E-5	0

Table 2.747: Top 14 most significant SLDs for gTLD 'ses'. The SLD list holds 85.724% of the entries found in the gTLD and 8.97E-5 of the total number of entries for the entire experiment. **count** represents the number of records found for the SLD (in parts per million). **sldDiv** is the raw count divided by the number of records of this gTLD dump file. **oR** is the ratio of raw count to the total number of records of the experiment.  **$\phi$ -sldDiv** represents the  $\phi$  percentile of sldDiv on the entire data-set. **a-srcDiv** is the cumulative srcDiv variable. **a-oR** is the cumulative oR.

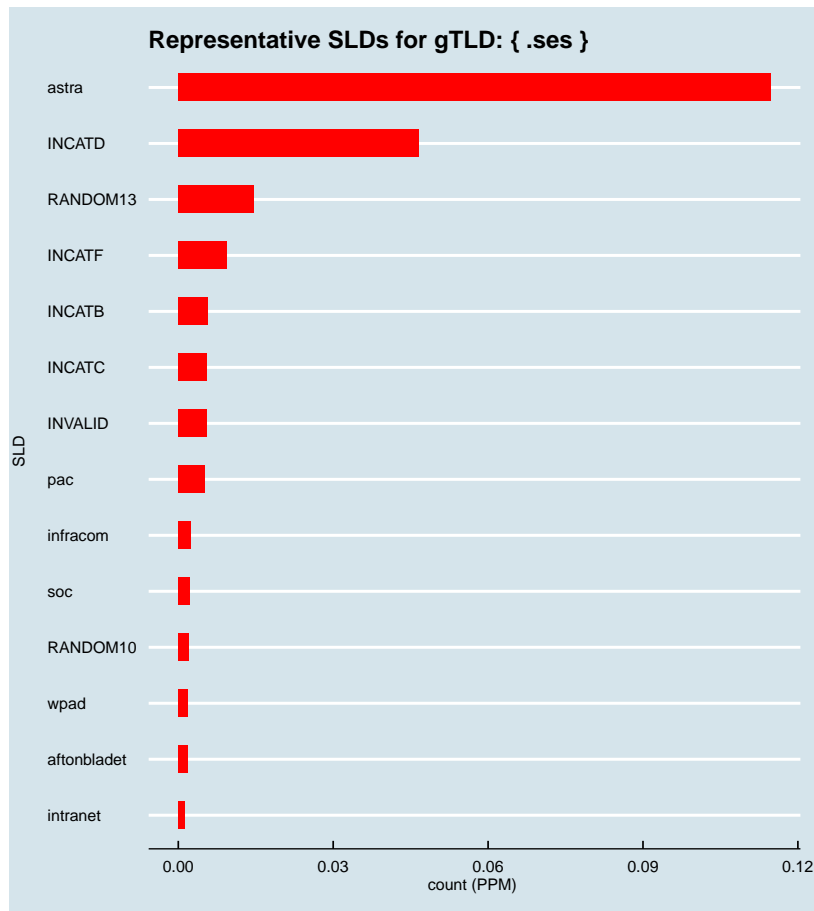


Figure 2.1493: Representative SLDs for gTLD: { .ses}. The x axis displays number of times (in parts per million) the corresponding SLD (y axis) was found in the gTLD.

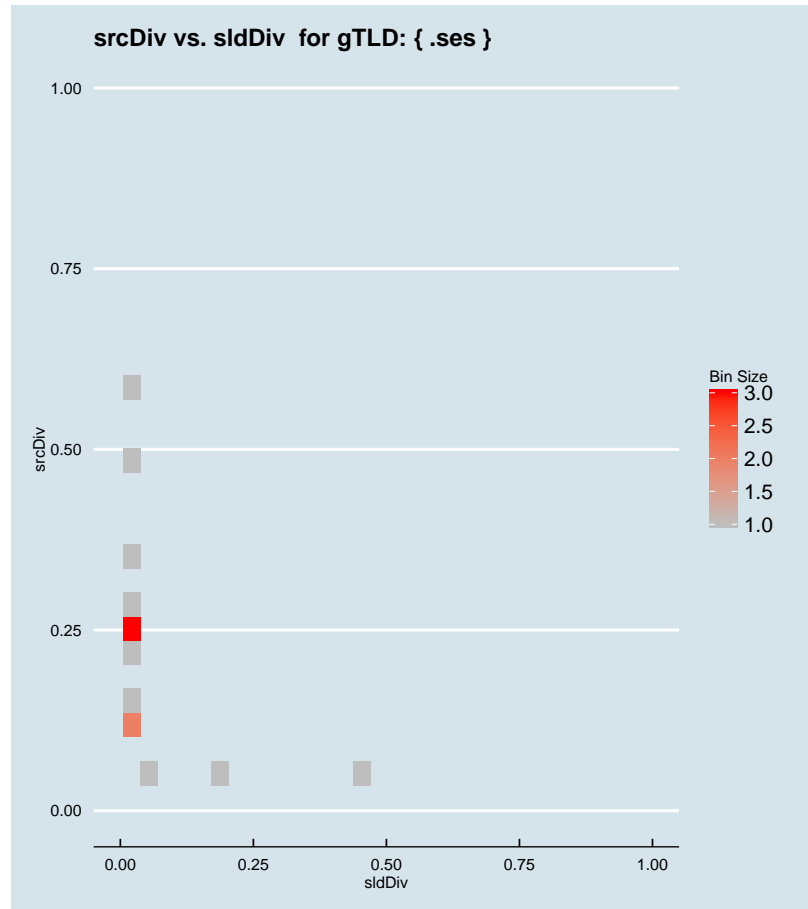


Figure 2.1494: Binned scatter-plot of srcDiv and sldDiv for gTLD: { .ses }.

### :: 2.1027 Representative SLDs for gTLD: { .seven }

In this section, we collect representative SLDs related to gTLD: 'seven'. We found 10 unique SLDs after filtering. A total of 33009 records were considered representative and they are 83.635% of the gTLD dump. Since the total number of records for this gTLD is 33009, there are 0 non-representative records (NRep). In addition, this set comprises 1.35E-5 of the entire data-set. Table 2.748 shows the corresponding SLDs ordered by the level of importance. Figure 2.1495 shows the record count (PPM) for each representative SLD. Figure 2.1496 shows the binned scatter-plot of srcDiv and sldDiv.

► { .seven }  
Total SLDs: 10  
a-sldDiv: 83.635%  
a-oR: 0.001%  
NRep: 0

Individual SLD descriptors for gTLD: {seven}										
SLD	count	sldDiv	$\phi$ -sldDiv	ipcount	srcDiv	$\phi$ -srcDiv	oR	a-srcDiv	a-oR	rem
INVALID	0.011	0.266	1.000	0.001	0.098	0.016	4.3E-6	0.266	4.3E-6	22507
comertex	0.004	0.097	1.000	1.12E-4	0.029	0.003	1.57E-6	0.363	5.88E-6	18667
INCATB	0.003	0.078	1.000	8.74E-4	0.284	0.071	1.26E-6	0.441	7.14E-6	15589
RANDOM10	0.003	0.077	1.000	6.51E-4	0.214	0.050	1.25E-6	0.519	8.39E-6	12542
wpad	0.003	0.067	1.000	7.42E-4	0.280	0.071	1.09E-6	0.586	9.47E-6	9892
RANDOM13	0.002	0.061	1.000	6.23E-4	0.259	0.066	9.84E-7	0.647	1.05E-5	7491
INCATF	0.002	0.051	1.000	1.01E-4	0.050	0.006	8.2E-7	0.697	1.13E-5	5489
INCATC	0.002	0.048	1.000	4.31E-4	0.226	0.053	7.81E-7	0.746	1.21E-5	3583
isatap	0.002	0.047	1.000	6.4E-4	0.344	0.097	7.62E-7	0.793	1.28E-5	1723
pyxicom	0.002	0.044	1.000	6.1E-4	0.354	0.098	7.06E-7	0.836	1.35E-5	0

Table 2.748: Top 10 most significant SLDs for gTLD 'seven'. The SLD list holds 83.635% of the entries found in the gTLD and 1.35E-5 of the total number of entries for the entire experiment. **count** represents the number of records found for the SLD (in parts per million). **sldDiv** is the raw count divided by the number of records of this gTLD dump file. **oR** is the ratio of raw count to the total number of records of the experiment.  **$\phi$ -sldDiv** represents the  $\phi$  percentile of sldDiv on the entire data-set. **a-srcDiv** is the cumulative srcDiv variable. **a-oR** is the cumulative oR.



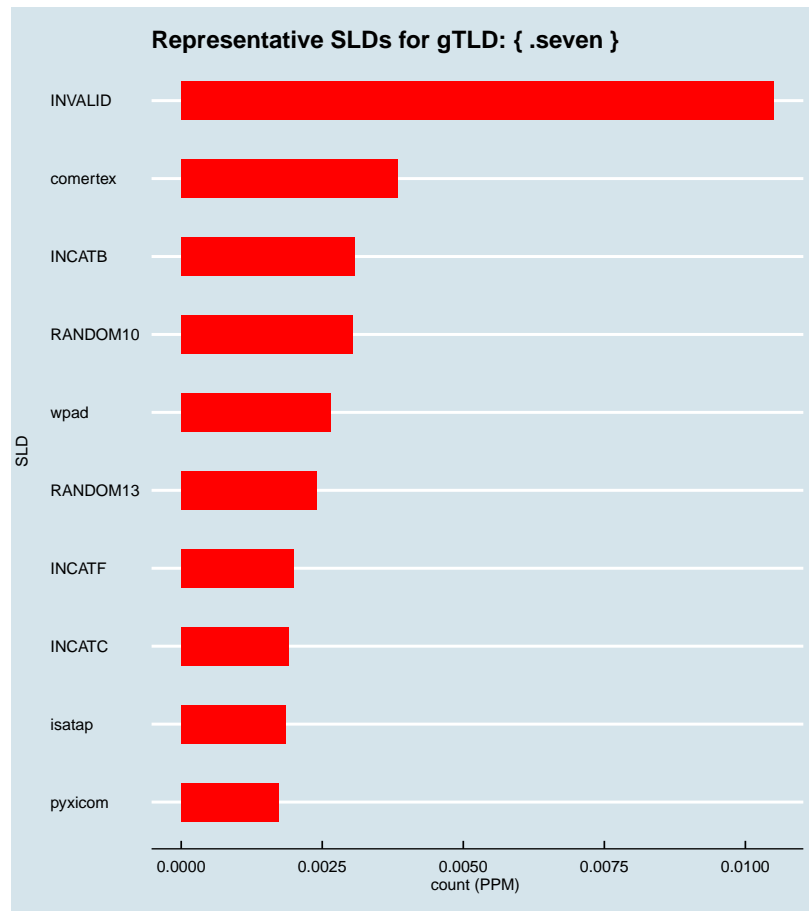


Figure 2.1495: Representative SLDs for gTLD: { .seven}. The  $x$  axis displays number of times (in parts per million) the corresponding SLD ( $y$  axis) was found in the gTLD.

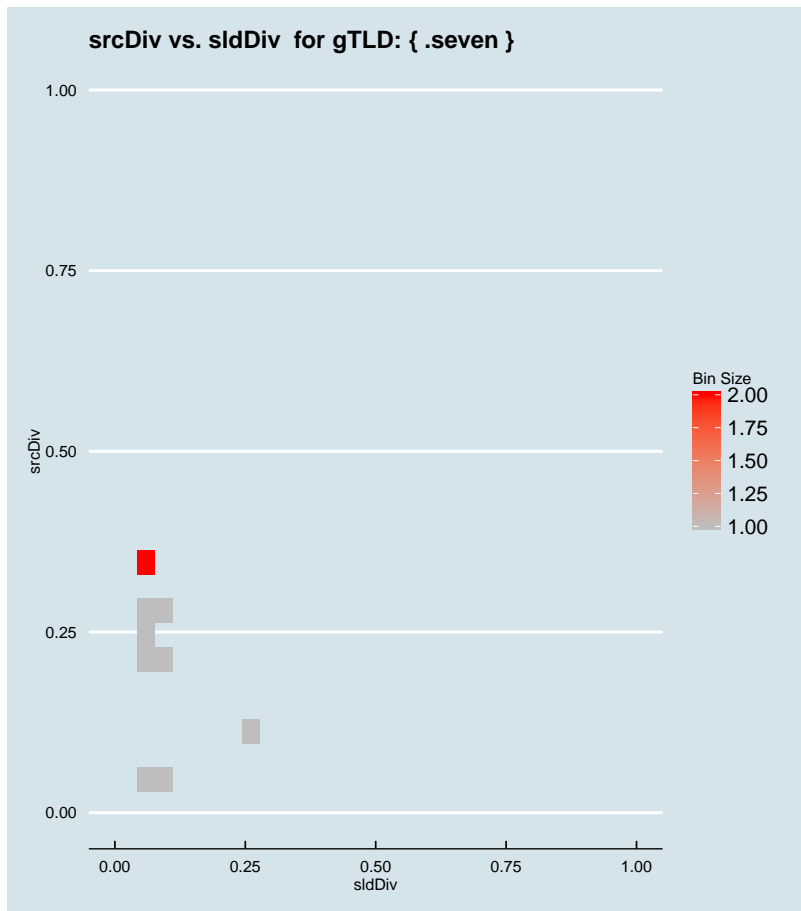


Figure 2.1496: Binned scatter-plot of srcDiv and sldDiv for gTLD: {.seven}.

### :: 2.1028 Representative SLDs for gTLD: {.sew}

In this section, we collect representative SLDs related to gTLD: 'sew'. We found 3 unique SLDs after filtering. A total of 614384 records were considered representative and they are 98.602% of the gTLD dump. Since the total number of records for this gTLD is 614384, there are 0 non-representative records (NRep). In addition, this set comprises 2.52E-4 of the entire data-set. Table 2.749 shows the corresponding SLDs ordered by the level of importance. Figure 2.1497 shows the record count (PPM) for each representative SLD. Figure 2.1498 shows the binned scatter-plot of srcDiv and sldDiv.

► {.sew}  
 Total SLDs: 3  
 a-sldDiv: 98.602%  
 a-oR: 0.025%  
 NRep: 0

Individual SLD descriptors for gTLD: {sew}										
SLD	count	sldDiv	$\phi$ -sldDiv	ipcount	srcDiv	$\phi$ -srcDiv	oR	a-srcDiv	a-oR	rem
INCATB	0.588	0.944	1.000	0.012	0.021	0.002	2.41E-4	0.944	2.41E-4	26050
INCATD	0.024	0.038	1.000	0.003	0.125	0.023	9.79E-6	0.983	2.51E-4	2151
INCATC	0.002	0.003	0.998	9.53E-4	0.443	0.122	8.81E-7	0.986	2.52E-4	0

Table 2.749: Top 3 most significant SLDs for gTLD 'sew'. The SLD list holds 98.602% of the entries found in the gTLD and 2.52E-4 of the total number of entries for the entire experiment. **count** represents the number of records found for the SLD (in parts per million). **sldDiv** is the raw count divided by the number of records of this gTLD dump file. **oR** is the ratio of raw count to the total number of records of the experiment.  **$\phi$ -sldDiv** represents the  $\phi$  percentile of sldDiv on the entire data-set. **a-srcDiv** is the cumulative srcDiv variable. **a-oR** is the cumulative oR.

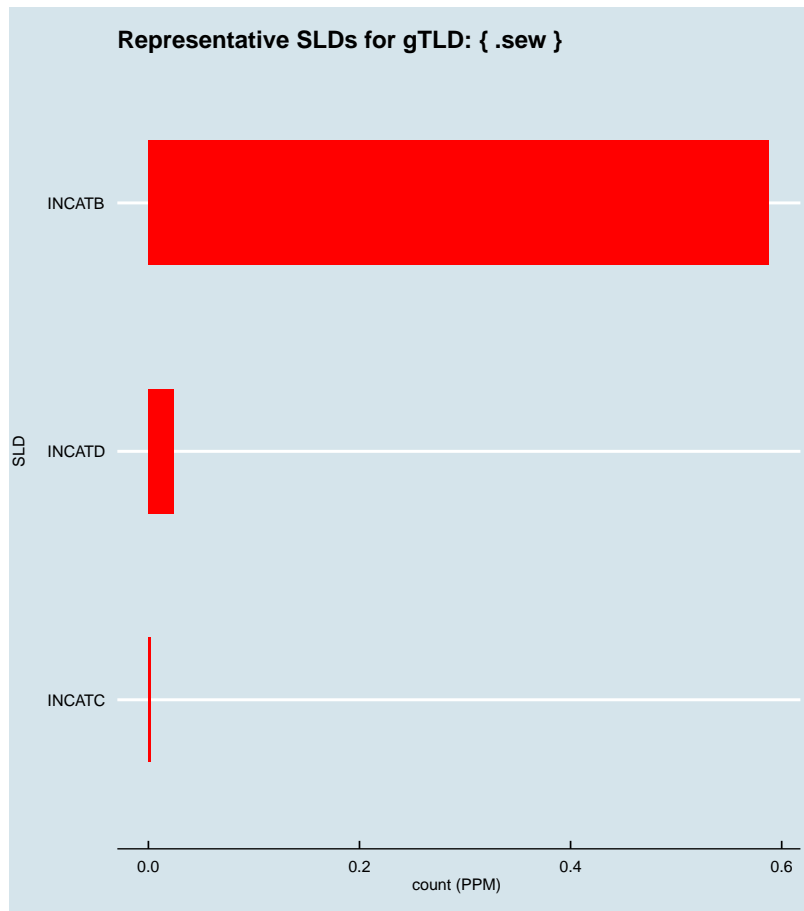


Figure 2.1497: Representative SLDs for gTLD: { .sew }. The x axis displays number of times (in parts per million) the corresponding SLD (y axis) was found in the gTLD.

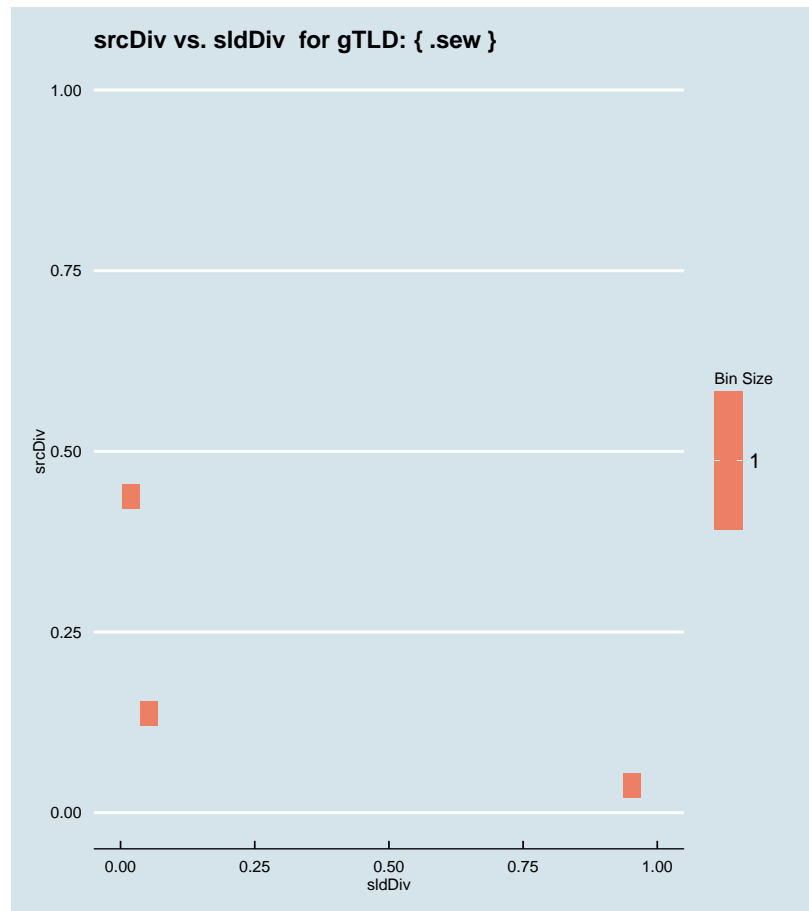


Figure 2.1498: Binned scatter-plot of srcDiv and sldDiv for gTLD: { .sex }.

### ∴ 2.1029 Representative SLDs for gTLD: { .sex }

In this section, we collect representative SLDs related to gTLD: 'sex'. We found 9 unique SLDs after filtering. A total of 79391 records were considered representative and they are 51.789% of the gTLD dump. Since the total number of records for this gTLD is 79391, there are 0 non-representative records (NRep). In addition, this set comprises  $3.25E-5$  of the entire data-set. Table 2.750 shows the corresponding SLDs ordered by the level of importance. Figure 2.1499 shows the record count (PPM) for each representative SLD. Figure 2.1500 shows the binned scatter-plot of srcDiv and sldDiv.

► { .sex }  
Total SLDs: 9  
a-sldDiv: 51.789%  
a-oR: 0.003%  
NRep: 0

Individual SLD descriptors for gTLD: {.sex}										
SLD	count	sldDiv	$\phi$ -sldDiv	ipcount	srcDiv	$\phi$ -srcDiv	oR	a-srcDiv	a-oR	rem
INCATE	0.026	0.167	1.000	0.008	0.330	0.082	1.05E-5	0.167	1.05E-5	53821
INCATC	0.017	0.112	1.000	0.006	0.328	0.082	7.02E-6	0.279	1.75E-5	36683
INCATB	0.012	0.081	1.000	0.003	0.281	0.071	5.06E-6	0.359	2.26E-5	24329
RANDOM13	0.008	0.051	1.000	0.001	0.155	0.032	3.22E-6	0.410	2.58E-5	16477
INVALID	0.005	0.032	1.000	8.41E-4	0.172	0.037	2E-6	0.442	2.78E-5	11596
SHORTSLD	0.004	0.027	0.999	0.002	0.512	0.178	1.73E-6	0.470	2.95E-5	7381
RANDOM10	0.003	0.020	0.999	0.001	0.419	0.116	1.25E-6	0.490	3.08E-5	4341
oral	0.003	0.020	0.999	0.002	0.544	0.182	1.23E-6	0.509	3.2E-5	1340
indian	0.001	0.009	0.999	6.03E-4	0.450	0.124	5.49E-7	0.518	3.25E-5	0

Table 2.750: Top 9 most significant SLDs for gTLD 'sex'. The SLD list holds 51.789% of the entries found in the gTLD and 3.25E-5 of the total number of entries for the entire experiment. **count** represents the number of records found for the SLD (in parts per million). **sldDiv** is the raw count divided by the number of records of this gTLD dump file. **oR** is the ratio of raw count to the total number of records of the experiment.  **$\phi$ -sldDiv** represents the  $\phi$  percentile of sldDiv on the entire data-set. **a-srcDiv** is the cumulative srcDiv variable. **a-oR** is the cumulative oR.

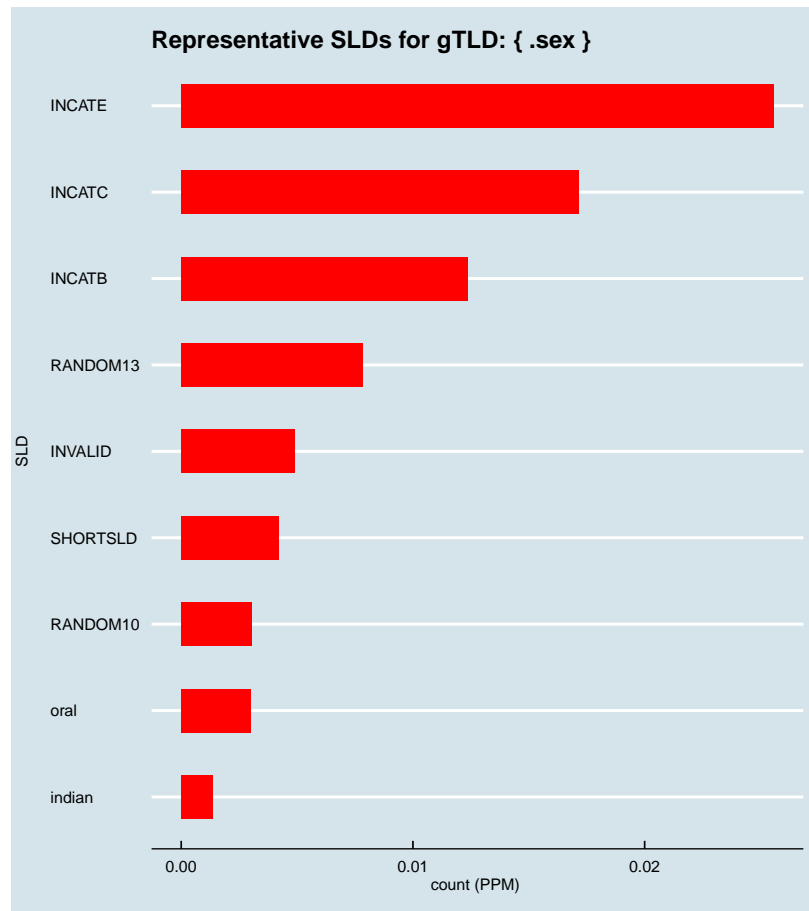


Figure 2.1499: Representative SLDs for gTLD: { .sex}. The  $x$  axis displays number of times (in parts per million) the corresponding SLD ( $y$  axis) was found in the gTLD.

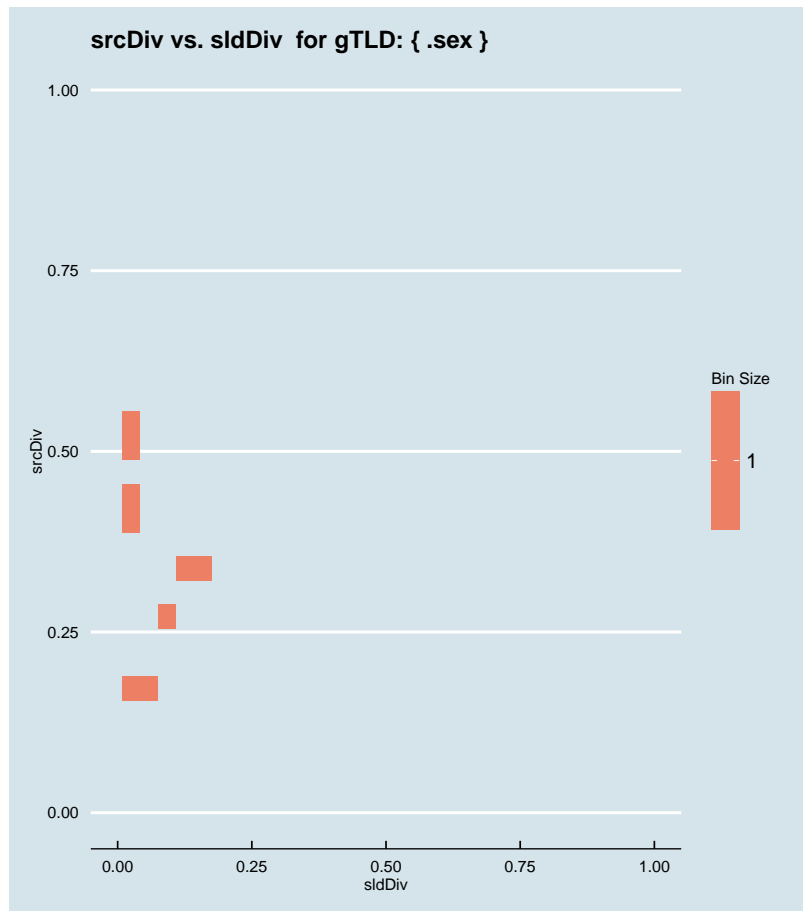


Figure 2.1500: Binned scatter-plot of srcDiv and sldDiv for gTLD: { .sex }.

### :: 2.1030 Representative SLDs for gTLD: { .sexy }

In this section, we collect representative SLDs related to gTLD: 'sexy'. We found 6 unique SLDs after filtering. A total of 19712 records were considered representative and they are 66.429% of the gTLD dump. Since the total number of records for this gTLD is 19712, there are 0 non-representative records (NRep). In addition, this set comprises  $8.08E-6$  of the entire data-set. Table 2.751 shows the corresponding SLDs ordered by the level of importance. Figure 2.1501 shows the record count (PPM) for each representative SLD. Figure 2.1502 shows the binned scatter-plot of srcDiv and sldDiv.

► { .sexy }  
 Total SLDs: 6  
 a-sldDiv: 66.429%  
 a-oR: 0.001%  
 NRep: 0



Individual SLD descriptors for gTLD: {sexy}										
SLD	count	sldDiv	$\phi$ -sldDiv	ipcount	srcDiv	$\phi$ -srcDiv	oR	a-srcDiv	a-oR	rem
INCATE	0.006	0.189	1.000	0.003	0.449	0.124	2.3E-6	0.189	2.3E-6	14101
INVALID	0.006	0.187	1.000	4.33E-4	0.078	0.012	2.28E-6	0.376	4.58E-6	8545
RANDOM13	0.003	0.088	1.000	0.001	0.408	0.114	1.07E-6	0.464	5.65E-6	5937
INCATB	0.002	0.072	1.000	0.001	0.525	0.179	8.79E-7	0.537	6.52E-6	3791
RANDOM10	0.002	0.068	1.000	3.65E-4	0.182	0.040	8.21E-7	0.604	7.35E-6	1787
INCATC	0.002	0.060	1.000	9.6E-4	0.537	0.181	7.32E-7	0.664	8.08E-6	0

Table 2.751: Top 6 most significant SLDs for gTLD 'sexy'. The SLD list holds 66.429% of the entries found in the gTLD and 8.08E-6 of the total number of entries for the entire experiment. **count** represents the number of records found for the SLD (in parts per million). **sldDiv** is the raw count divided by the number of records of this gTLD dump file. **oR** is the ratio of raw count to the total number of records of the experiment.  $\phi$ -**sldDiv** represents the  $\phi$  percentile of sldDiv on the entire data-set. **a-srcDiv** is the cumulative srcDiv variable. **a-oR** is the cumulative oR.

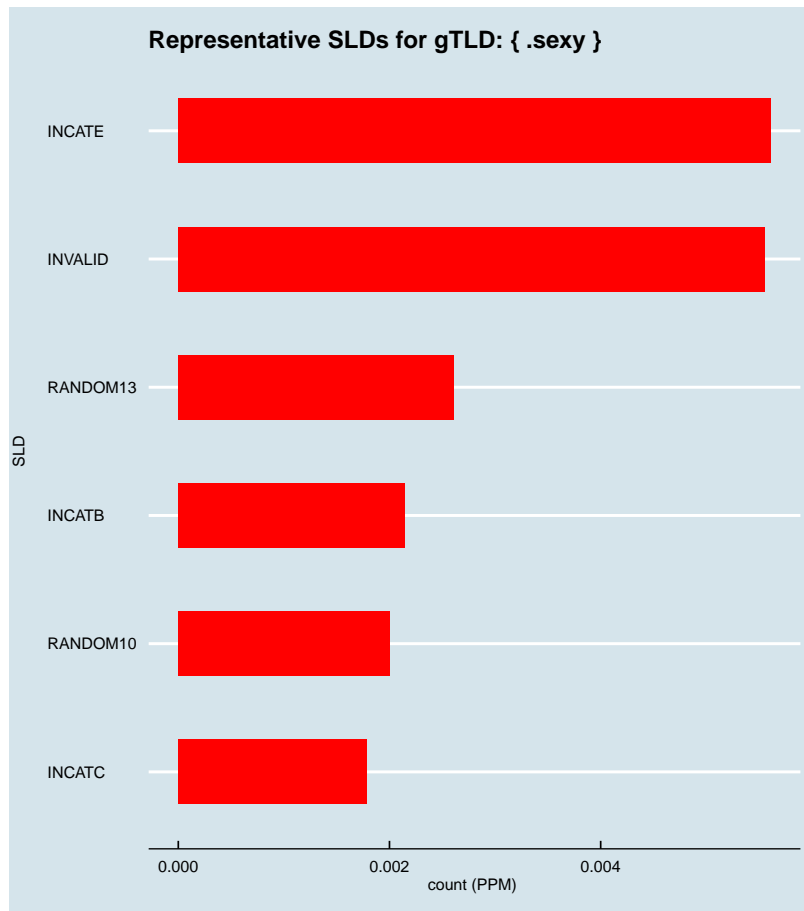


Figure 2.1501: Representative SLDs for gTLD: { .sexy}. The *x* axis displays number of times (in parts per million) the corresponding SLD (*y* axis) was found in the gTLD.

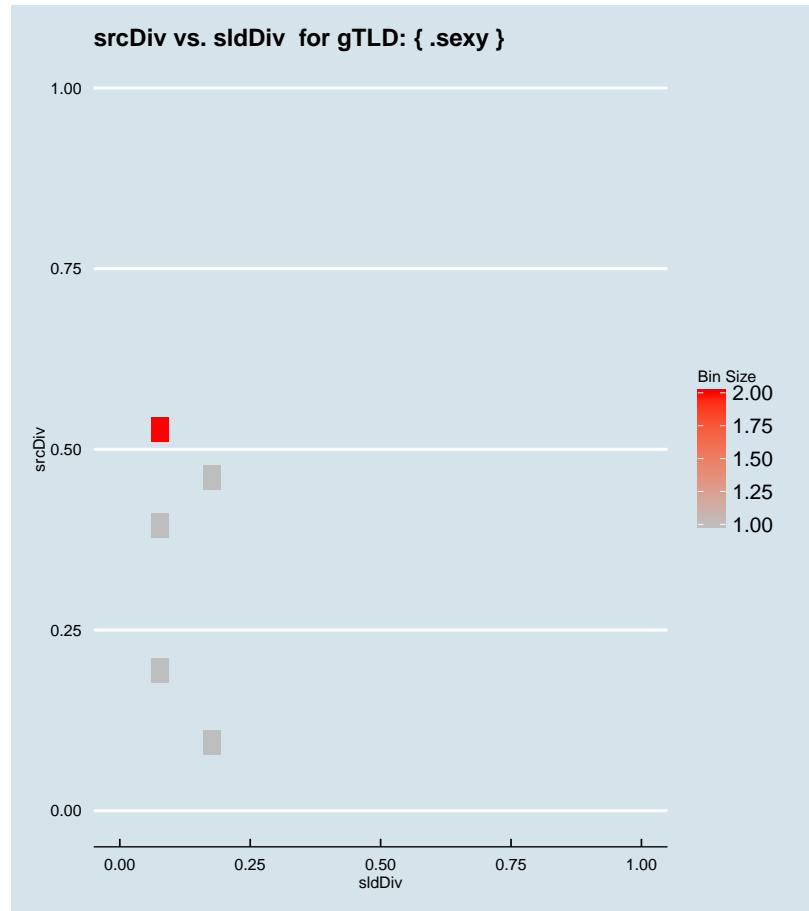


Figure 2.1502: Binned scatter-plot of srcDiv and sldDiv for gTLD: { .sexy}.

### ∴ 2.1031 Representative SLDs for gTLD: { .sfr }

In this section, we collect representative SLDs related to gTLD: 'sfr'. We found 17 unique SLDs after filtering. A total of 555313 records were considered representative and they are 89.348% of the gTLD dump. Since the total number of records for this gTLD is 555313, there are 0 non-representative records (NRep). In addition, this set comprises  $2.28E-4$  of the entire data-set. Table 2.752 shows the corresponding SLDs ordered by the level of importance. Figure 2.1503 shows the record count (PPM) for each representative SLD. Figure 2.1504 shows the binned scatter-plot of srcDiv and sldDiv.

► { .sfr }  
Total SLDs: 17  
a-sldDiv: 89.348%  
a-oR: 0.023%  
NRep: 0

Individual SLD descriptors for gTLD: {sfr}										
SLD	count	sldDiv	$\phi$ -sldDiv	ipcount	srcDiv	$\phi$ -srcDiv	oR	a-srcDiv	a-oR	rem
INCATB	0.209	0.337	1.000	0.001	0.006	2.42E-4	8.57E-5	0.337	8.57E-5	346161
RANDOM10	0.185	0.298	1.000	4.91E-4	0.003	7.98E-5	7.6E-5	0.635	1.62E-4	160689
INVALID	0.078	0.126	1.000	5.04E-4	0.006	2.68E-4	3.21E-5	0.761	1.94E-4	82448
isatap	0.018	0.029	0.999	0.001	0.068	0.010	7.27E-6	0.789	2.01E-4	64699
INCATC	0.015	0.024	0.999	0.002	0.155	0.032	6.06E-6	0.813	2.07E-4	49912
wpad	0.012	0.020	0.999	4.64E-4	0.037	0.004	5.08E-6	0.833	2.12E-4	37519
INCATE	0.005	0.008	0.999	7.61E-4	0.153	0.031	2.04E-6	0.841	2.14E-4	32530
ost	0.005	0.008	0.999	1.26E-4	0.027	0.002	1.93E-6	0.849	2.16E-4	27814
INCATI	0.004	0.007	0.999	8.9E-5	0.022	0.002	1.69E-6	0.855	2.18E-4	23689
SHORTSLD	0.004	0.006	0.999	8.14E-4	0.205	0.048	1.63E-6	0.862	2.19E-4	19713
INCATF	0.004	0.006	0.999	1.6E-4	0.041	0.004	1.59E-6	0.868	2.21E-4	15835
pop	0.004	0.006	0.999	2.45E-4	0.069	0.010	1.44E-6	0.874	2.23E-4	12309
RANDOM13	0.003	0.005	0.999	4.89E-4	0.162	0.033	1.24E-6	0.879	2.24E-4	9285
smtp	0.003	0.004	0.999	2.46E-4	0.089	0.014	1.13E-6	0.883	2.25E-4	6517
spamhaus	0.003	0.004	0.999	8.2E-5	0.030	0.003	1.12E-6	0.887	2.26E-4	3783
INCATD	0.002	0.004	0.998	1.09E-4	0.049	0.006	9.04E-7	0.891	2.27E-4	1577
pop3	0.002	0.003	0.998	1.48E-4	0.094	0.015	6.46E-7	0.893	2.28E-4	0

Table 2.752: Top 17 most significant SLDs for gTLD 'sfr'. The SLD list holds 89.348% of the entries found in the gTLD and 2.28E-4 of the total number of entries for the entire experiment. **count** represents the number of records found for the SLD (in parts per million). **sldDiv** is the raw count divided by the number of records of this gTLD dump file. **oR** is the ratio of raw count to the total number of records of the experiment.  **$\phi$ -sldDiv** represents the  $\phi$  percentile of sldDiv on the entire data-set. **a-srcDiv** is the cumulative srcDiv variable. **a-oR** is the cumulative oR.

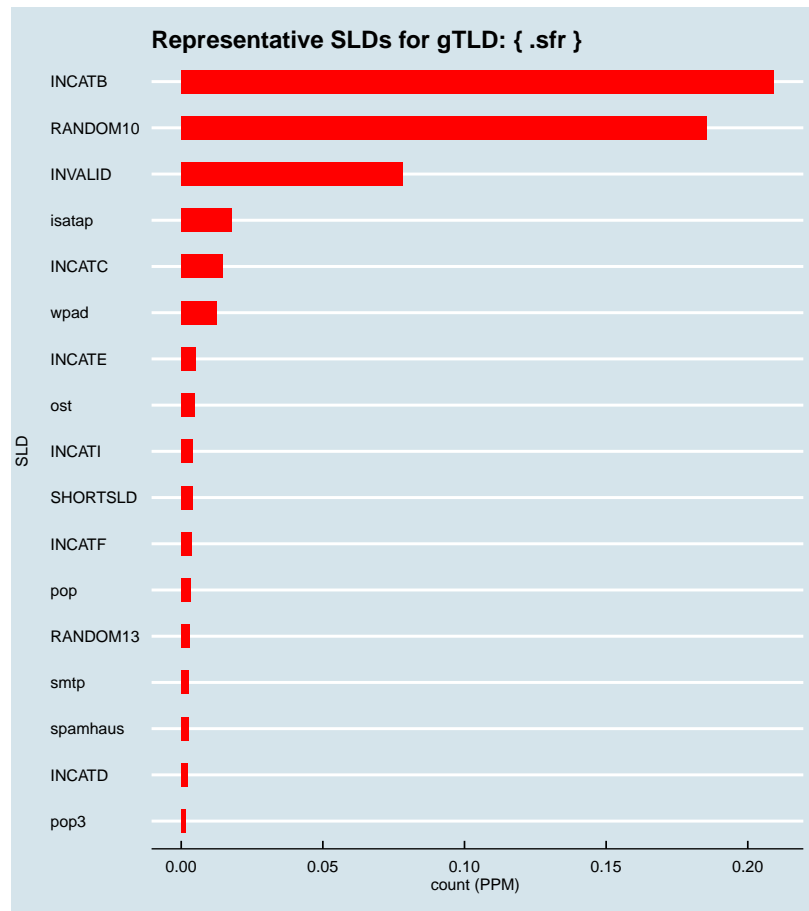


Figure 2.1503: Representative SLDs for gTLD: { .sfr }. The  $x$  axis displays number of times (in parts per million) the corresponding SLD ( $y$  axis) was found in the gTLD.

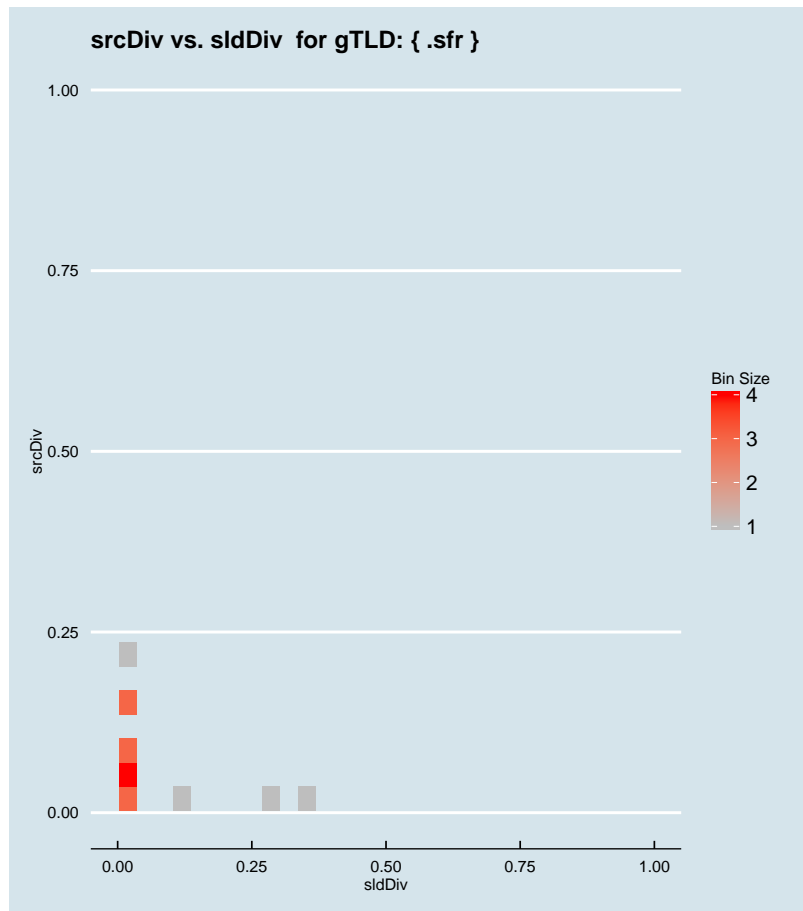


Figure 2.1504: Binned scatter-plot of srcDiv and sldDiv for gTLD: { .sfr }.

### :: 2.1032 Representative SLDs for gTLD: { .shangrila }

In this section, we collect representative SLDs related to gTLD: 'shangrila'. We found 2 unique SLDs after filtering. A total of 3607 records were considered representative and they are 54.184% of the gTLD dump. Since the total number of records for this gTLD is 3607, there are 0 non-representative records (NRep). In addition, this set comprises 1.48E-6 of the entire data-set. Table 2.753 shows the corresponding SLDs ordered by the level of importance. Figure 2.1505 shows the record count (PPM) for each representative SLD. Figure 2.1506 shows the binned scatter-plot of srcDiv and sldDiv.

► { .shangrila }  
 Total SLDs: 2  
 a-sldDiv: 54.184%  
 a-oR: 0.000%  
 NRep: 0

Individual SLD descriptors for gTLD: {shangrila}										
<b>SLD</b>	<b>count</b>	<b>sldDiv</b>	$\phi$ - <b>sldDiv</b>	<b>ipcount</b>	<b>srcDiv</b>	$\phi$ - <b>srcDiv</b>	<b>oR</b>	<b>a-srcDiv</b>	<b>a-oR</b>	<b>rem</b>
public	0.002	0.273	1.000	6.7E-5	0.037	0.004	7.45E-7	0.273	7.45E-7	1788
RANDOM10	0.002	0.269	1.000	8.1E-5	0.045	0.005	7.33E-7	0.542	1.48E-6	0

Table 2.753: Top 2 most significant SLDs for gTLD 'shangrila'. The SLD list holds 54.184% of the entries found in the gTLD and 1.48E-6 of the total number of entries for the entire experiment. **count** represents the number of records found for the SLD (in parts per million). **sldDiv** is the raw count divided by the number of records of this gTLD dump file. **oR** is the ratio of raw count to the total number of records of the experiment.  $\phi$ -**sldDiv** represents the  $\phi$  percentile of sldDiv on the entire data-set. **a-srcDiv** is the cumulative srcDiv variable. **a-oR** is the cumulative oR.

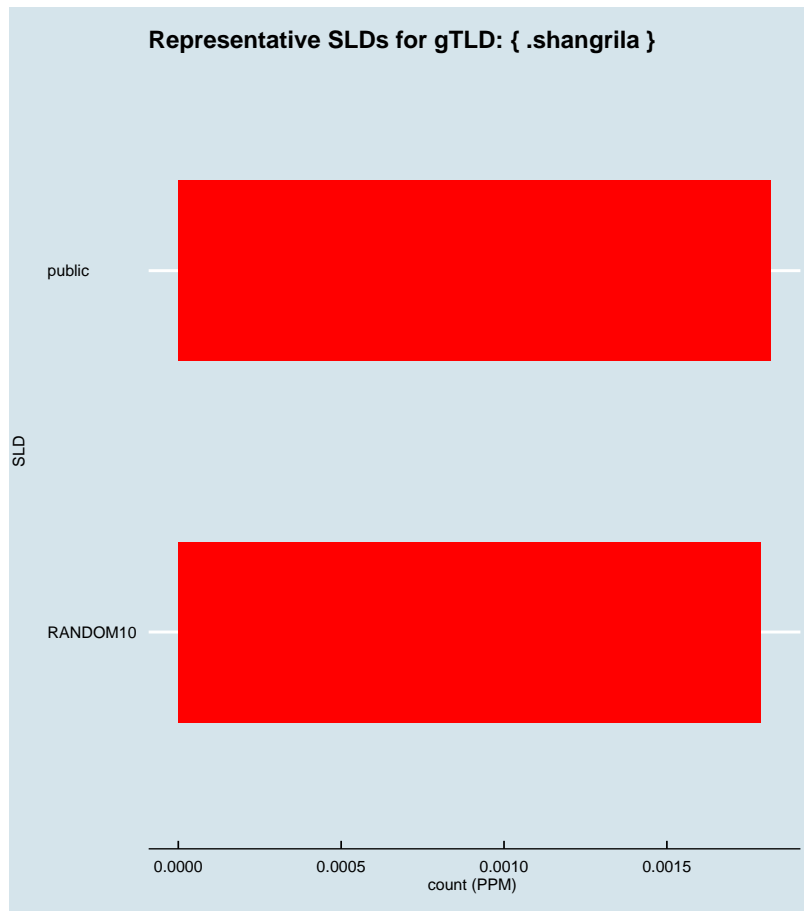


Figure 2.1505: Representative SLDs for gTLD: { .shangrila }. The x axis displays number of times (in parts per million) the corresponding SLD (y axis) was found in the gTLD.



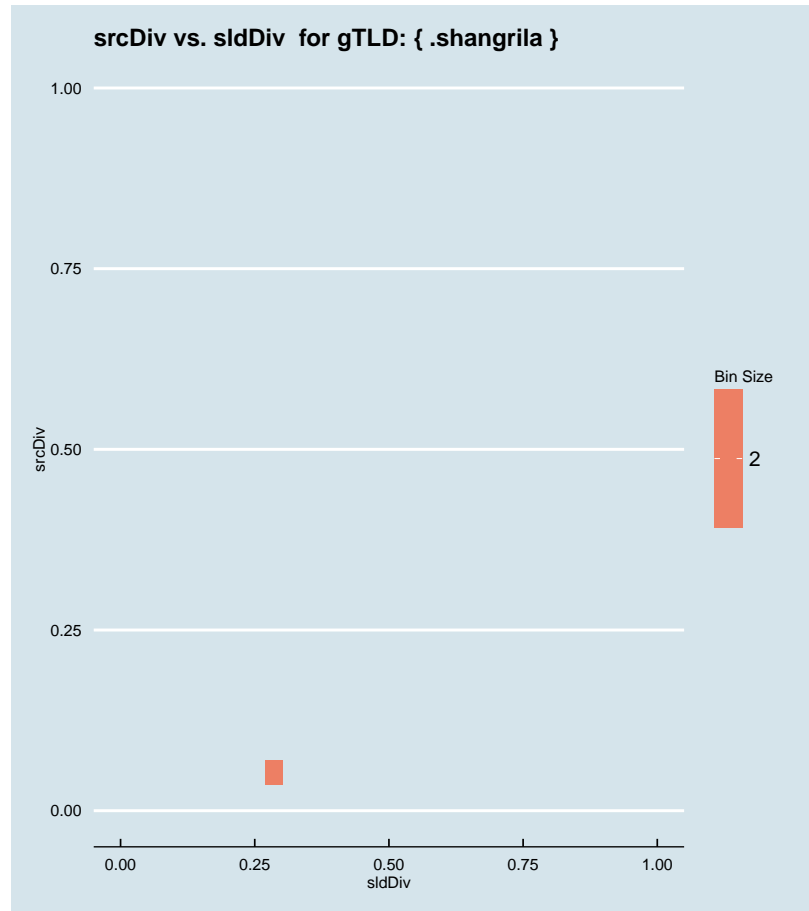


Figure 2.1506: Binned scatter-plot of srcDiv and sldDiv for gTLD: { .shangrila }.

### ∴ 2.1033 Representative SLDs for gTLD: { .sharp }

In this section, we collect representative SLDs related to gTLD: 'sharp'. We found 9 unique SLDs after filtering. A total of 32483 records were considered representative and they are 58.427% of the gTLD dump. Since the total number of records for this gTLD is 32483, there are 0 non-representative records (NRep). In addition, this set comprises 1.33E-5 of the entire data-set. Table 2.754 shows the corresponding SLDs ordered by the level of importance. Figure 2.1507 shows the record count (PPM) for each representative SLD. Figure 2.1508 shows the binned scatter-plot of srcDiv and sldDiv.

► { .sharp }  
Total SLDs: 9  
a-sldDiv: 58.427%  
a-oR: 0.001%  
NRep: 0

Individual SLD descriptors for gTLD: {sharp}										
SLD	count	sldDiv	$\phi$ -sldDiv	ipcount	srcDiv	$\phi$ -srcDiv	oR	a-srcDiv	a-oR	rem
INVALID	0.009	0.162	1.000	0.001	0.120	0.022	3.69E-6	0.162	3.69E-6	23482
INCATF	0.007	0.128	1.000	9.2E-5	0.013	7.42E-4	2.93E-6	0.290	6.61E-6	16342
RANDOM10	0.004	0.069	1.000	7.57E-4	0.198	0.043	1.57E-6	0.359	8.18E-6	12523
showroom	0.003	0.063	1.000	3.5E-5	0.010	4.98E-4	1.43E-6	0.422	9.61E-6	9039
INCATB	0.002	0.043	1.000	6.42E-4	0.268	0.068	9.83E-7	0.465	1.06E-5	6640
RANDOM13	0.002	0.035	1.000	5.05E-4	0.262	0.067	7.89E-7	0.499	1.14E-5	4714
wpad	0.002	0.031	1.000	4.83E-4	0.282	0.071	7.01E-7	0.530	1.21E-5	3004
INCATC	0.002	0.029	0.999	6.36E-4	0.391	0.106	6.67E-7	0.560	1.27E-5	1377
INCATD	0.001	0.025	0.999	3.02E-4	0.219	0.051	5.64E-7	0.584	1.33E-5	0

Table 2.754: Top 9 most significant SLDs for gTLD 'sharp'. The SLD list holds 58.427% of the entries found in the gTLD and 1.33E-5 of the total number of entries for the entire experiment. **count** represents the number of records found for the SLD (in parts per million). **sldDiv** is the raw count divided by the number of records of this gTLD dump file. **oR** is the ratio of raw count to the total number of records of the experiment.  **$\phi$ -sldDiv** represents the  $\phi$  percentile of sldDiv on the entire data-set. **a-srcDiv** is the cumulative srcDiv variable. **a-oR** is the cumulative oR.

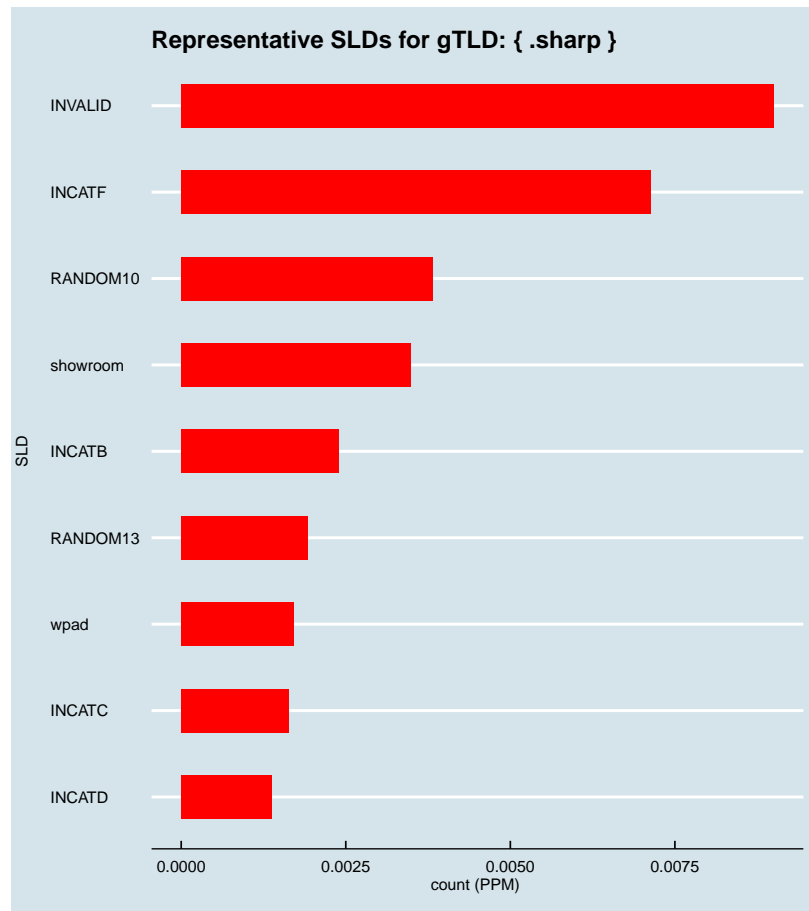


Figure 2.1507: Representative SLDs for gTLD: { .sharp }. The  $x$  axis displays number of times (in parts per million) the corresponding SLD ( $y$  axis) was found in the gTLD.

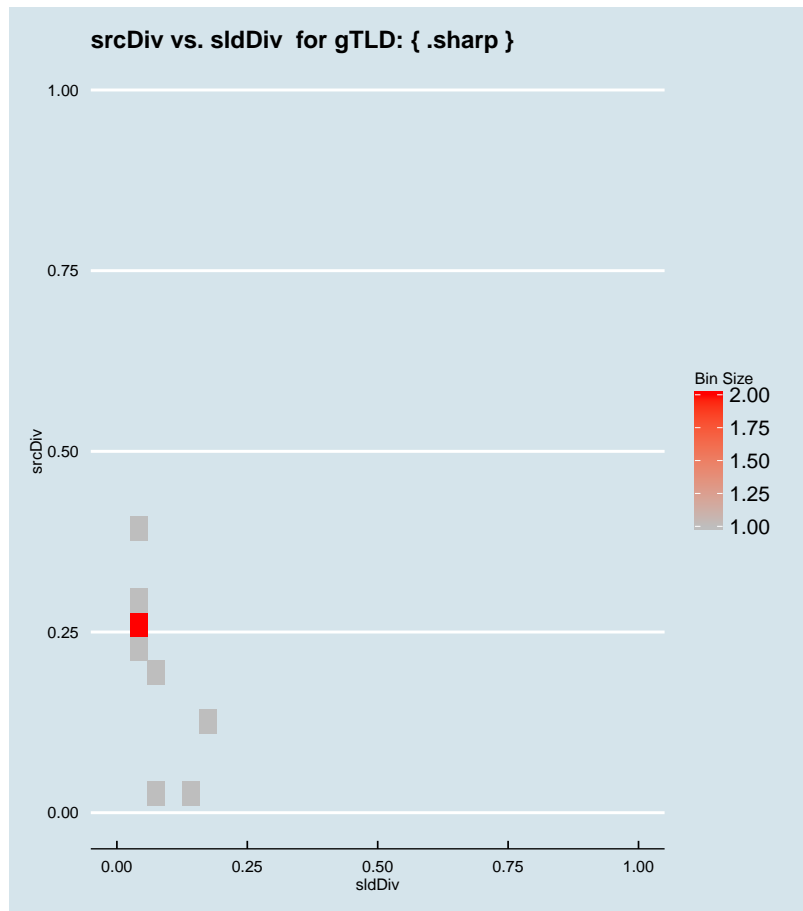


Figure 2.1508: Binned scatter-plot of srcDiv and sldDiv for gTLD: { .sharp }.

### :: 2.1034 Representative SLDs for gTLD: { .shaw }

In this section, we collect representative SLDs related to gTLD: 'shaw'. We found 9 unique SLDs after filtering. A total of 53866 records were considered representative and they are 81.399% of the gTLD dump. Since the total number of records for this gTLD is 53866, there are 0 non-representative records (NRep). In addition, this set comprises  $2.21E-5$  of the entire data-set. Table 2.755 shows the corresponding SLDs ordered by the level of importance. Figure 2.1509 shows the record count (PPM) for each representative SLD. Figure 2.1510 shows the binned scatter-plot of srcDiv and sldDiv.

► { .shaw }  
 Total SLDs: 9  
 a-sldDiv: 81.399%  
 a-oR: 0.002%  
 NRep: 0

Individual SLD descriptors for gTLD: {shaw}										
SLD	count	sldDiv	$\phi$ -sldDiv	ipcount	srcDiv	$\phi$ -srcDiv	oR	a-srcDiv	a-oR	rem
INVALID	0.020	0.301	1.000	0.002	0.078	0.012	8.15E-6	0.301	8.15E-6	33967
RANDOM10	0.010	0.149	1.000	0.001	0.151	0.031	4.03E-6	0.449	1.22E-5	24138
INCATB	0.006	0.085	1.000	0.001	0.202	0.048	2.3E-6	0.534	1.45E-5	18525
INCATC	0.004	0.067	1.000	6.28E-4	0.142	0.027	1.82E-6	0.601	1.63E-5	14088
wpad	0.004	0.057	1.000	7.06E-4	0.186	0.041	1.55E-6	0.658	1.79E-5	10297
RANDOM13	0.004	0.054	1.000	5.07E-4	0.141	0.027	1.47E-6	0.713	1.93E-5	6702
isatap	0.003	0.049	1.000	7.96E-4	0.245	0.057	1.33E-6	0.762	2.07E-5	3448
SHORTSLD	0.002	0.032	1.000	9.03E-4	0.422	0.117	8.77E-7	0.794	2.15E-5	1308
INCATE	0.001	0.020	0.999	6.55E-4	0.501	0.177	5.36E-7	0.814	2.21E-5	0

Table 2.755: Top 9 most significant SLDs for gTLD 'shaw'. The SLD list holds 81.399% of the entries found in the gTLD and 2.21E-5 of the total number of entries for the entire experiment. **count** represents the number of records found for the SLD (in parts per million). **sldDiv** is the raw count divided by the number of records of this gTLD dump file. **oR** is the ratio of raw count to the total number of records of the experiment.  **$\phi$ -sldDiv** represents the  $\phi$  percentile of sldDiv on the entire data-set. **a-srcDiv** is the cumulative srcDiv variable. **a-oR** is the cumulative oR.

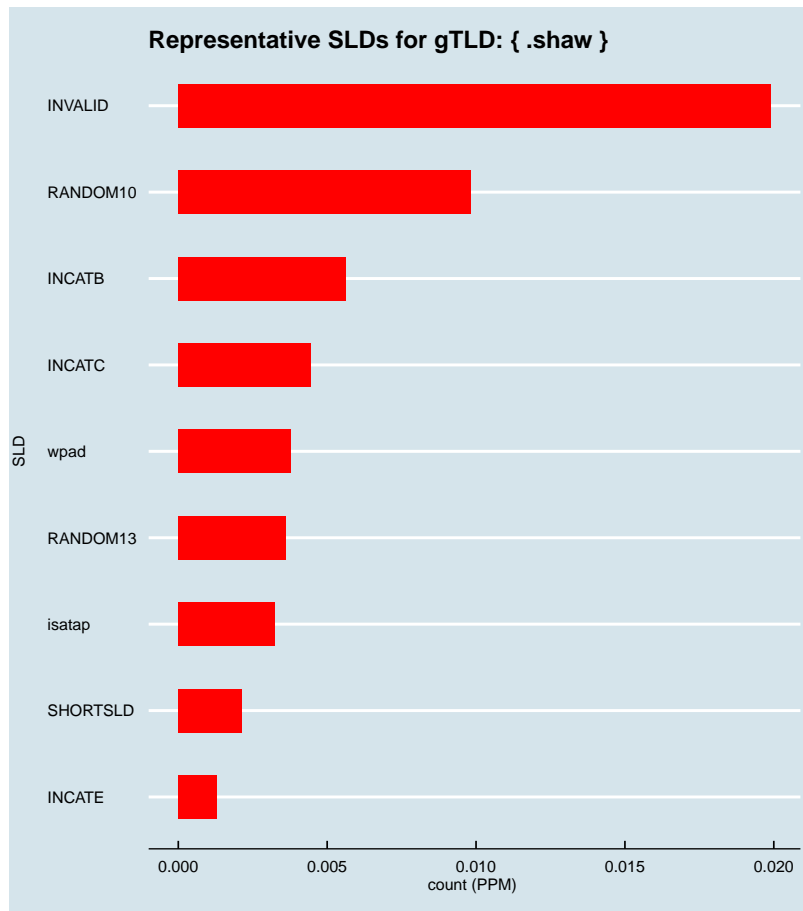


Figure 2.1509: Representative SLDs for gTLD: { .shaw }. The x axis displays number of times (in parts per million) the corresponding SLD (y axis) was found in the gTLD.

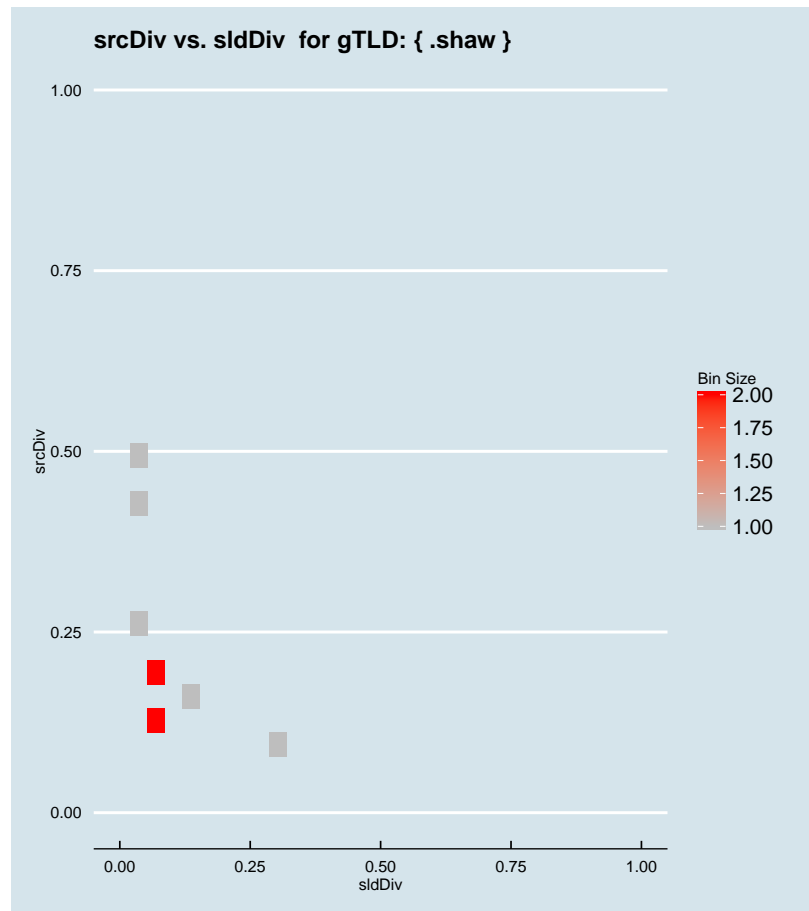


Figure 2.1510: Binned scatter-plot of srcDiv and sldDiv for gTLD: { .shaw }.

### :: 2.1035 Representative SLDs for gTLD: { .shell }

In this section, we collect representative SLDs related to gTLD: 'shell'. We found 7 unique SLDs after filtering. A total of 24840 records were considered representative and they are 65.520% of the gTLD dump. Since the total number of records for this gTLD is 24840, there are 0 non-representative records (NRep). In addition, this set comprises 1.02E−5 of the entire data-set. Table 2.756 shows the corresponding SLDs ordered by the level of importance. Figure 2.1511 shows the record count (PPM) for each representative SLD. Figure 2.1512 shows the binned scatter-plot of srcDiv and sldDiv.

► { .shell }  
Total SLDs: 7  
a-sldDiv: 65.520%  
a-oR: 0.001%  
NRep: 0

Individual SLD descriptors for gTLD: {shell}										
SLD	count	sldDiv	$\phi$ -sldDiv	ipcount	srcDiv	$\phi$ -srcDiv	oR	a-srcDiv	a-oR	rem
INCATB	0.008	0.211	1.000	4.48E-4	0.056	0.007	3.28E-6	0.211	3.28E-6	16845
RANDOM13	0.006	0.146	1.000	5.72E-4	0.103	0.018	2.27E-6	0.357	5.54E-6	11316
INVALID	0.004	0.096	1.000	3.32E-4	0.092	0.015	1.48E-6	0.452	7.03E-6	7694
sol	0.002	0.064	1.000	9.6E-5	0.040	0.004	9.9E-7	0.516	8.02E-6	5279
INCATF	0.002	0.053	1.000	2.26E-4	0.113	0.020	8.18E-7	0.569	8.83E-6	3284
RANDOM10	0.002	0.052	1.000	4.31E-4	0.217	0.051	8.14E-7	0.621	9.65E-6	1297
wpad	0.001	0.034	1.000	4.24E-4	0.327	0.082	5.32E-7	0.655	1.02E-5	0

Table 2.756: Top 7 most significant SLDs for gTLD 'shell'. The SLD list holds 65.520% of the entries found in the gTLD and 1.02E-5 of the total number of entries for the entire experiment. **count** represents the number of records found for the SLD (in parts per million). **sldDiv** is the raw count divided by the number of records of this gTLD dump file. **oR** is the ratio of raw count to the total number of records of the experiment.  **$\phi$ -sldDiv** represents the  $\phi$  percentile of sldDiv on the entire data-set. **a-srcDiv** is the cumulative srcDiv variable. **a-oR** is the cumulative oR.



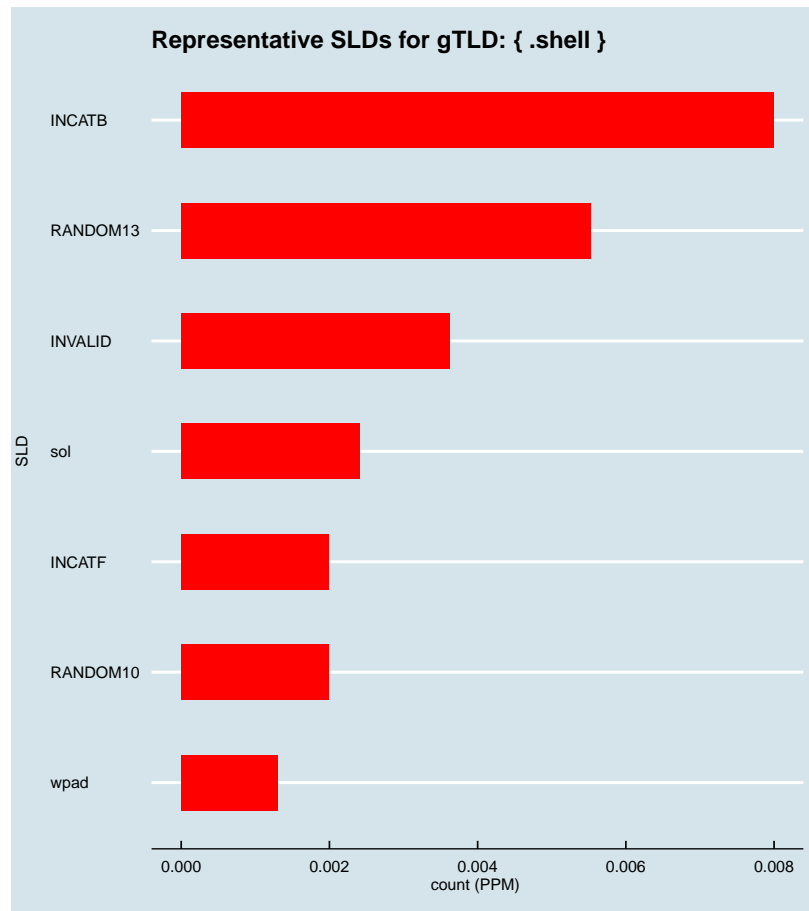


Figure 2.1511: Representative SLDs for gTLD: { .shell }. The  $x$  axis displays number of times (in parts per million) the corresponding SLD ( $y$  axis) was found in the gTLD.

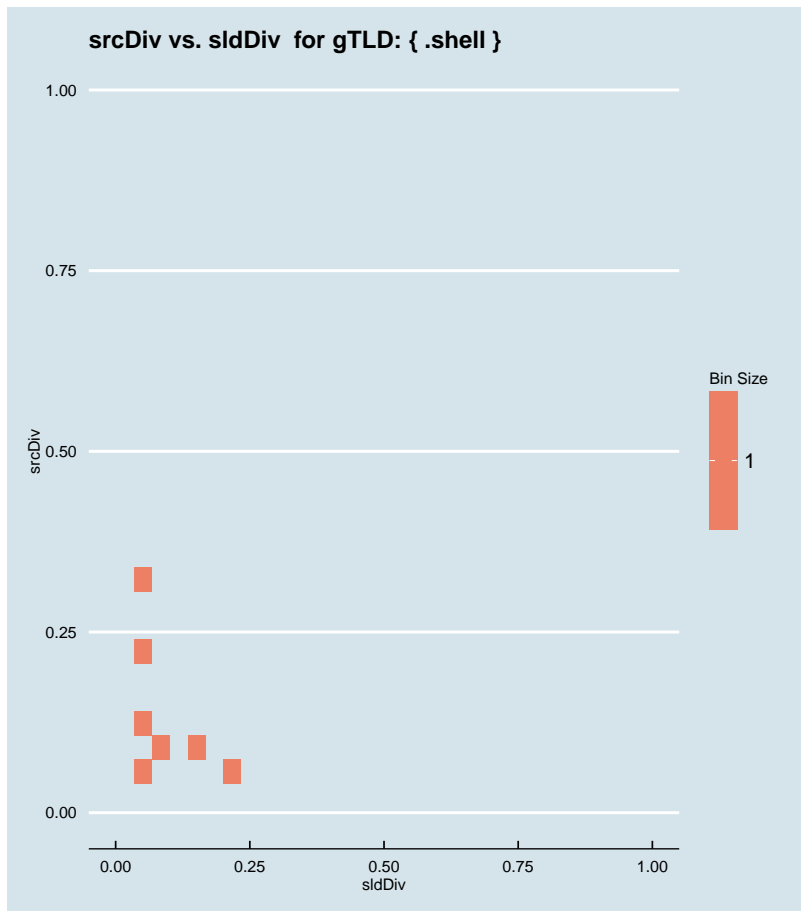


Figure 2.1512: Binned scatter-plot of srcDiv and sldDiv for gTLD: { .shell}.

∴ 2.1036 Representative SLDs for gTLD: { .shia}

In this section, we collect representative SLDs related to gTLD: 'shia'. We found 0 unique SLDs after filtering. A total of 0 records were considered representative and they are 0.000% of the gTLD dump. Since the total number of records for this gTLD is 0, there are 0 non-representative records (NRep). In addition, this set comprises 0E0 of the entire data-set.

► { .shia}  
 Total SLDs: 0  
 a-sldDiv: 0.000%  
 a-oR: 0.000%  
 NRep: 0

∴ 2.1037 Representative SLDs for gTLD: { .shiksha}

In this section, we collect representative SLDs related to gTLD: 'shiksha'. We found 0

► { .shiksha}  
 Total SLDs: 0  
 a-sldDiv: 0.000%  
 a-oR: 0.000%  
 NRep: 0

unique SLDs after filtering. A total of 0 records were considered representative and they are 0.000% of the gTLD dump. Since the total number of records for this gTLD is 0, there are 0 non-representative records (NRep). In addition, this set comprises 0E0 of the entire data-set.

### :: 2.1038 Representative SLDs for gTLD: {.shoes}

In this section, we collect representative SLDs related to gTLD: 'shoes'. We found 0 unique SLDs after filtering. A total of 0 records were considered representative and they are 0.000% of the gTLD dump. Since the total number of records for this gTLD is 0, there are 0 non-representative records (NRep). In addition, this set comprises 0E0 of the entire data-set.

► {.shoes}  
Total SLDs: 0  
a-sldDiv: 0.000%  
a-oR: 0.000%  
NRep: 0

### :: 2.1039 Representative SLDs for gTLD: {.shop}

In this section, we collect representative SLDs related to gTLD: 'shop'. We found 18 unique SLDs after filtering. A total of 197240 records were considered representative and they are 78.046% of the gTLD dump. Since the total number of records for this gTLD is 197240, there are 0 non-representative records (NRep). In addition, this set comprises 8.08E-5 of the entire data-set. Table 2.757 shows the corresponding SLDs ordered by the level of importance. Figure 2.1513 shows the record count (PPM) for each representative SLD. Figure 2.1514 shows the binned scatter-plot of srcDiv and sldDiv.

► {.shop}  
Total SLDs: 18  
a-sldDiv: 78.046%  
a-oR: 0.008%  
NRep: 0

Individual SLD descriptors for gTLD: {shop}										
SLD	count	sldDiv	$\phi$ -sldDiv	ipcount	srcDiv	$\phi$ -srcDiv	oR	a-srcDiv	a-oR	rem
INCATB	0.050	0.197	1.000	0.003	0.068	0.010	2.04E-5	0.197	2.04E-5	147579
psy	0.028	0.111	1.000	0.010	0.364	0.101	1.15E-5	0.308	3.19E-5	119490
INCATC	0.028	0.109	1.000	0.006	0.214	0.050	1.13E-5	0.417	4.32E-5	91832
INVALID	0.017	0.065	1.000	0.002	0.128	0.024	6.76E-6	0.482	5E-5	75325
INCATF	0.014	0.056	1.000	0.001	0.075	0.011	5.77E-6	0.538	5.57E-5	61250
INCATE	0.012	0.047	1.000	0.006	0.489	0.130	4.9E-6	0.585	6.06E-5	49281
RANDOM13	0.011	0.045	1.000	0.001	0.090	0.014	4.62E-6	0.630	6.53E-5	38016
RANDOM10	0.008	0.030	1.000	0.002	0.220	0.051	3.12E-6	0.660	6.84E-5	30411
wpad	0.005	0.019	0.999	0.001	0.282	0.071	1.99E-6	0.679	7.04E-5	25552
isatap	0.005	0.019	0.999	0.002	0.342	0.097	1.96E-6	0.698	7.23E-5	20758
wingwah	0.005	0.018	0.999	1.6E-5	0.003	1.15E-4	1.88E-6	0.716	7.42E-5	16172
SHORTSLD	0.004	0.018	0.999	0.001	0.306	0.078	1.82E-6	0.734	7.6E-5	11734
INCATD	0.003	0.011	0.999	4.08E-4	0.143	0.029	1.17E-6	0.745	7.72E-5	8886
server	0.002	0.009	0.999	6.9E-5	0.031	0.003	9.02E-7	0.754	7.81E-5	6686
pmi	0.002	0.008	0.999	1.8E-5	0.009	4.14E-4	8.46E-7	0.762	7.89E-5	4622
ajax	0.002	0.006	0.999	0.001	0.691	0.234	6.65E-7	0.769	7.96E-5	3000
btx	0.002	0.006	0.999	9.3E-5	0.061	0.008	6.28E-7	0.775	8.02E-5	1467
etsy	0.001	0.006	0.999	0.001	0.706	0.237	6.01E-7	0.780	8.08E-5	0

Table 2.757: Top 18 most significant SLDs for gTLD 'shop'. The SLD list holds 78.046% of the entries found in the gTLD and 8.08E-5 of the total number of entries for the entire experiment. **count** represents the number of records found for the SLD (in parts per million). **sldDiv** is the raw count divided by the number of records of this gTLD dump file. **oR** is the ratio of raw count to the total number of records of the experiment.  **$\phi$ -sldDiv** represents the  $\phi$  percentile of sldDiv on the entire data-set. **a-srcDiv** is the cumulative srcDiv variable. **a-oR** is the cumulative oR.

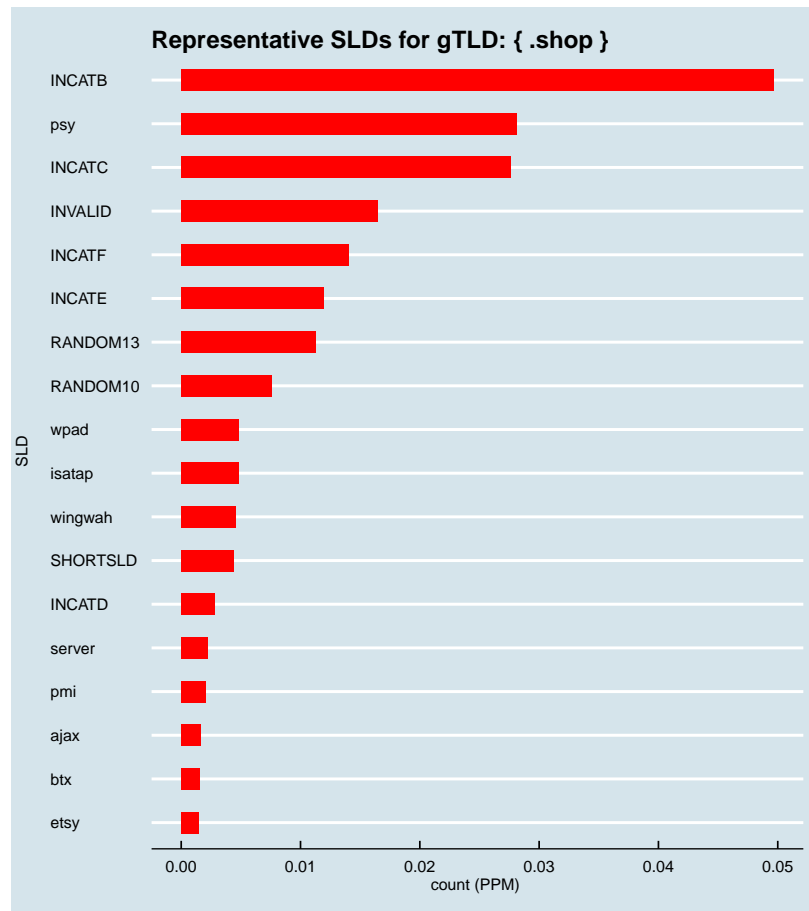


Figure 2.1513: Representative SLDs for gTLD: { .shop }. The  $x$  axis displays number of times (in parts per million) the corresponding SLD ( $y$  axis) was found in the gTLD.

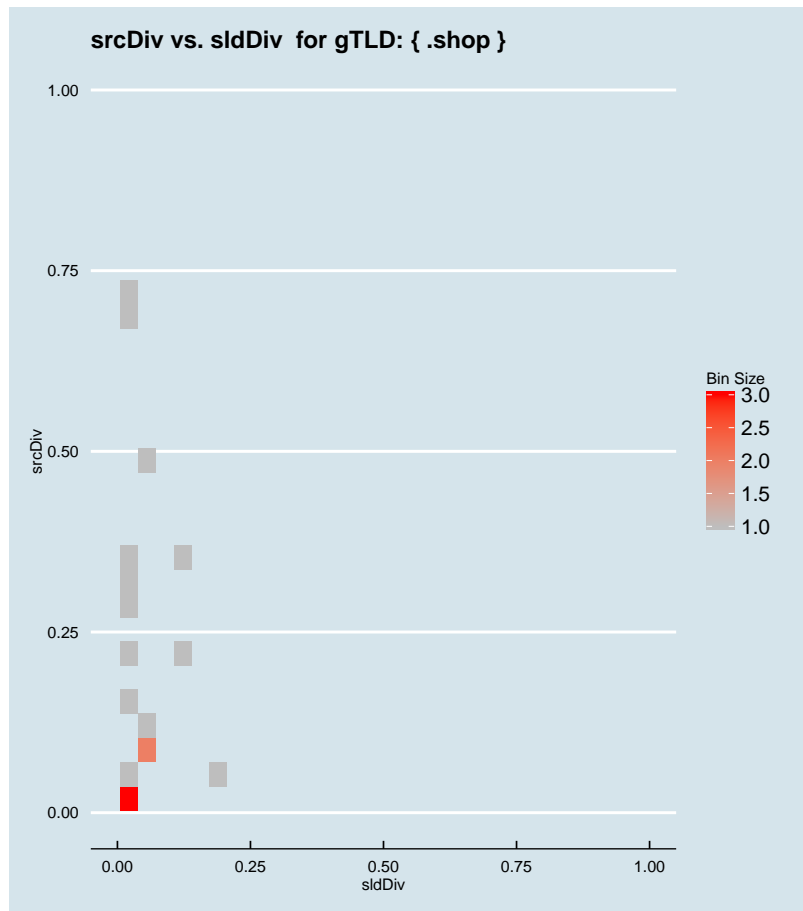


Figure 2.1514: Binned scatter-plot of srcDiv and sldDiv for gTLD: { .shop }.

### :: 2.1040 Representative SLDs for gTLD: { .shopping }

In this section, we collect representative SLDs related to gTLD: 'shopping'. We found 7 unique SLDs after filtering. A total of 33844 records were considered representative and they are 78.575% of the gTLD dump. Since the total number of records for this gTLD is 33844, there are 0 non-representative records (NRep). In addition, this set comprises  $1.39E-5$  of the entire data-set. Table 2.758 shows the corresponding SLDs ordered by the level of importance. Figure 2.1515 shows the record count (PPM) for each representative SLD. Figure 2.1516 shows the binned scatter-plot of srcDiv and sldDiv.

► { .shopping }  
 Total SLDs: 7  
 a-sldDiv: 78.575%  
 a-oR: 0.001%  
 NRep: 0

Individual SLD descriptors for gTLD: {shopping}										
SLD	count	sldDiv	$\phi$ -sldDiv	ipcount	srcDiv	$\phi$ -srcDiv	oR	a-srcDiv	a-oR	rem
INCATF	0.012	0.282	1.000	1.73E-4	0.014	8.66E-4	4.98E-6	0.282	4.98E-6	21693
domain	0.007	0.172	1.000	2.8E-5	0.004	1.29E-4	3.03E-6	0.454	8.01E-6	14288
RANDOM10	0.003	0.076	1.000	2.82E-4	0.086	0.014	1.34E-6	0.530	9.36E-6	11006
INCATE	0.003	0.070	1.000	7.51E-4	0.250	0.065	1.23E-6	0.600	1.06E-5	8002
RANDOM13	0.003	0.069	1.000	3.43E-4	0.116	0.021	1.21E-6	0.669	1.18E-5	5041
INCATB	0.003	0.065	1.000	4.92E-4	0.175	0.038	1.15E-6	0.734	1.3E-5	2225
crystal	0.002	0.052	1.000	5.9E-5	0.027	0.002	9.12E-7	0.786	1.39E-5	0

Table 2.758: Top 7 most significant SLDs for gTLD 'shopping'. The SLD list holds 78.575% of the entries found in the gTLD and 1.39E-5 of the total number of entries for the entire experiment. **count** represents the number of records found for the SLD (in parts per million). **sldDiv** is the raw count divided by the number of records of this gTLD dump file. **oR** is the ratio of raw count to the total number of records of the experiment.  **$\phi$ -sldDiv** represents the  $\phi$  percentile of sldDiv on the entire data-set. **a-srcDiv** is the cumulative srcDiv variable. **a-oR** is the cumulative oR.

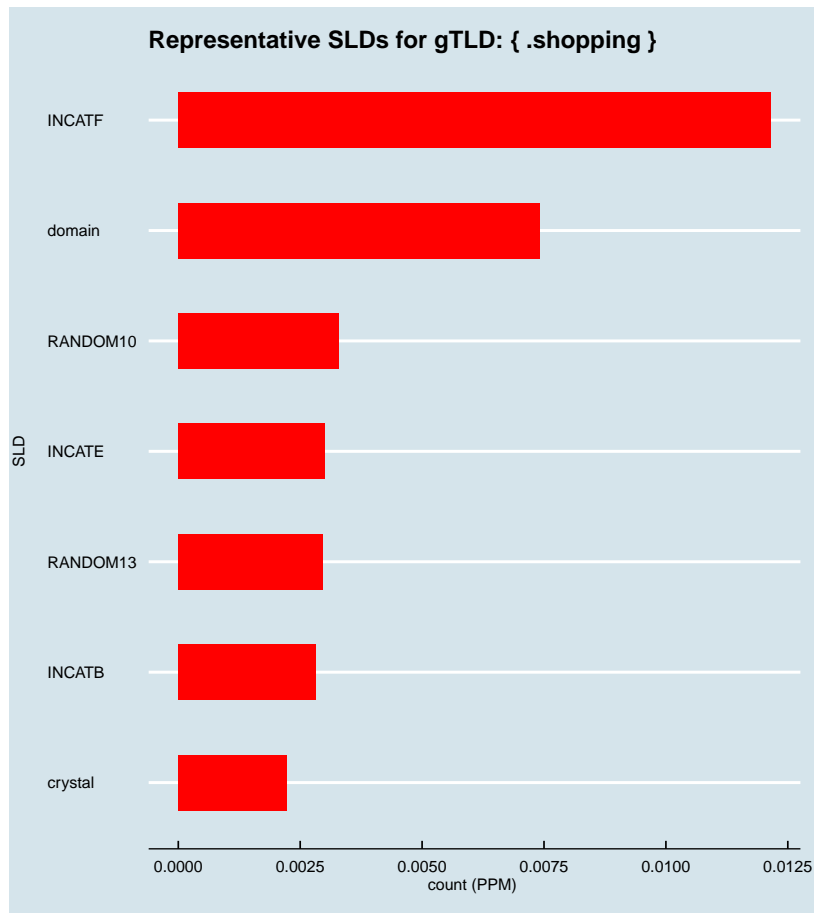


Figure 2.1515: Representative SLDs for gTLD: { .shopping }. The *x* axis displays number of times (in parts per million) the corresponding SLD (*y* axis) was found in the gTLD.



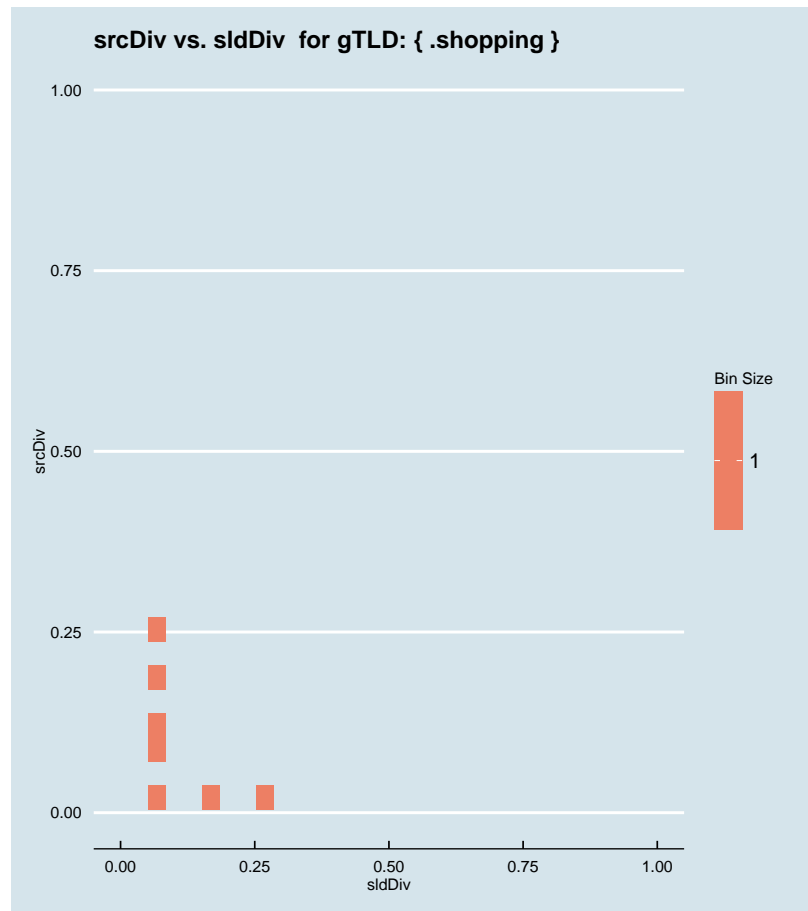


Figure 2.1516: Binned scatter-plot of srcDiv and sldDiv for gTLD: {.shopping}.

### :: 2.1041 Representative SLDs for gTLD: {.shopyourway}

In this section, we collect representative SLDs related to gTLD: 'shopyourway'. We found 0 unique SLDs after filtering. A total of 0 records were considered representative and they are 0.000% of the gTLD dump. Since the total number of records for this gTLD is 0, there are 0 non-representative records (NRep). In addition, this set comprises 0E0 of the entire data-set.

► {.shopyourway}  
Total SLDs: 0  
a-sldDiv: 0.000%  
a-oR: 0.000%  
NRep: 0

### :: 2.1042 Representative SLDs for gTLD: {.shouji}

In this section, we collect representative SLDs related to gTLD: 'shouji'. We found 0

► {.shouji}  
Total SLDs: 0  
a-sldDiv: 0.000%  
a-oR: 0.000%  
NRep: 0



unique SLDs after filtering. A total of 0 records were considered representative and they are 0.000% of the gTLD dump. Since the total number of records for this gTLD is 0, there are 0 non-representative records (NRep). In addition, this set comprises 0E0 of the entire data-set.

### :: 2.1043 Representative SLDs for gTLD: {show}

In this section, we collect representative SLDs related to gTLD: 'show'. We found 22 unique SLDs after filtering. A total of 515515 records were considered representative and they are 95.155% of the gTLD dump. Since the total number of records for this gTLD is 515515, there are 0 non-representative records (NRep). In addition, this set comprises 2.11E−4 of the entire data-set. Table 2.759 shows the corresponding SLDs ordered by the level of importance. Figure 2.1517 shows the record count (PPM) for each representative SLD. Figure 2.1518 shows the binned scatter-plot of srcDiv and sldDiv.

► {show}  
 Total SLDs: 22  
 a-sldDiv: 95.155%  
 a-oR: 0.021%  
 NRep: 0

Individual SLD descriptors for gTLD: {show}										
SLD	count	sldDiv	$\phi$ -sldDiv	ipcount	srcDiv	$\phi$ -srcDiv	oR	a-srcDiv	a-oR	rem
loading	0.310	0.571	1.000	0.030	0.096	0.016	1.27E-4	0.571	1.27E-4	205972
chatview	0.084	0.155	1.000	0.014	0.163	0.034	3.44E-5	0.726	1.61E-4	122079
INCATB	0.030	0.056	1.000	0.002	0.074	0.011	1.23E-5	0.782	1.74E-4	92000
statusbar	0.013	0.024	0.999	0.006	0.426	0.117	5.31E-6	0.806	1.79E-4	79038
local	0.012	0.022	0.999	0.002	0.157	0.032	4.86E-6	0.828	1.84E-4	67171
RANDOM13	0.011	0.020	0.999	8.55E-4	0.081	0.012	4.33E-6	0.847	1.88E-4	56605
muppet	0.008	0.015	0.999	0.002	0.193	0.042	3.42E-6	0.862	1.91E-4	48261
modalwebvi...	0.007	0.012	0.999	0.003	0.430	0.120	2.67E-6	0.875	1.94E-4	41734
INCATF	0.006	0.012	0.999	0.001	0.167	0.034	2.63E-6	0.886	1.97E-4	35327
certonares...	0.006	0.011	0.999	3.97E-4	0.069	0.010	2.37E-6	0.897	1.99E-4	29540
INVALID	0.005	0.010	0.999	8.25E-4	0.157	0.032	2.15E-6	0.907	2.01E-4	24284
RANDOM10	0.005	0.008	0.999	8.66E-4	0.190	0.042	1.87E-6	0.915	2.03E-4	19715
INCATC	0.003	0.005	0.999	0.001	0.415	0.115	1.18E-6	0.920	2.04E-4	16830
INCATE	0.003	0.005	0.999	0.002	0.603	0.199	1.03E-6	0.925	2.05E-4	14316
homepagepl...	0.002	0.004	0.999	1.37E-4	0.061	0.008	9.2E-7	0.929	2.06E-4	12070
wpad	0.002	0.004	0.998	6.1E-4	0.291	0.075	8.59E-7	0.933	2.07E-4	9973
SHORTSLD	0.002	0.004	0.998	8.29E-4	0.397	0.107	8.56E-7	0.937	2.08E-4	7883
comamma	0.002	0.004	0.998	7.97E-4	0.412	0.115	7.93E-7	0.941	2.09E-4	5948
isatap	0.002	0.003	0.998	6.94E-4	0.391	0.107	7.27E-7	0.944	2.1E-4	4175
hover	0.002	0.003	0.998	3.32E-4	0.218	0.051	6.25E-7	0.947	2.1E-4	2649
mobilewebh...	0.001	0.002	0.998	2.23E-4	0.166	0.034	5.51E-7	0.949	2.11E-4	1305
hdpautomat...	0.001	0.002	0.998	1.18E-4	0.090	0.014	5.35E-7	0.952	2.11E-4	0

Table 2.759: Top 22 most significant SLDs for gTLD 'show'. The SLD list holds 95.155% of the entries found in the gTLD and 2.11E-4 of the total number of entries for the entire experiment. **count** represents the number of records found for the SLD (in parts per million). **sldDiv** is the raw count divided by the number of records of this gTLD dump file. **oR** is the ratio of raw count to the total number of records of the experiment.  **$\phi$ -sldDiv** represents the  $\phi$  percentile of sldDiv on the entire data-set. **a-srcDiv** is the cumulative srcDiv variable. **a-oR** is the cumulative oR.

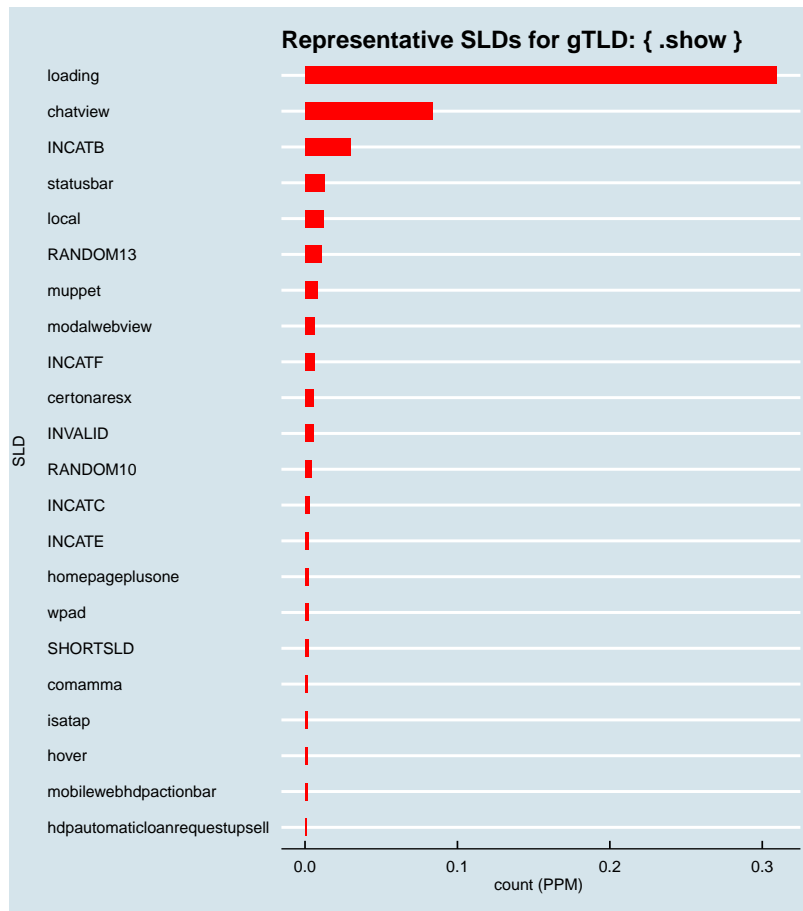


Figure 2.1517: Representative SLDs for gTLD: { .show }. The x axis displays number of times (in parts per million) the corresponding SLD (y axis) was found in the gTLD.

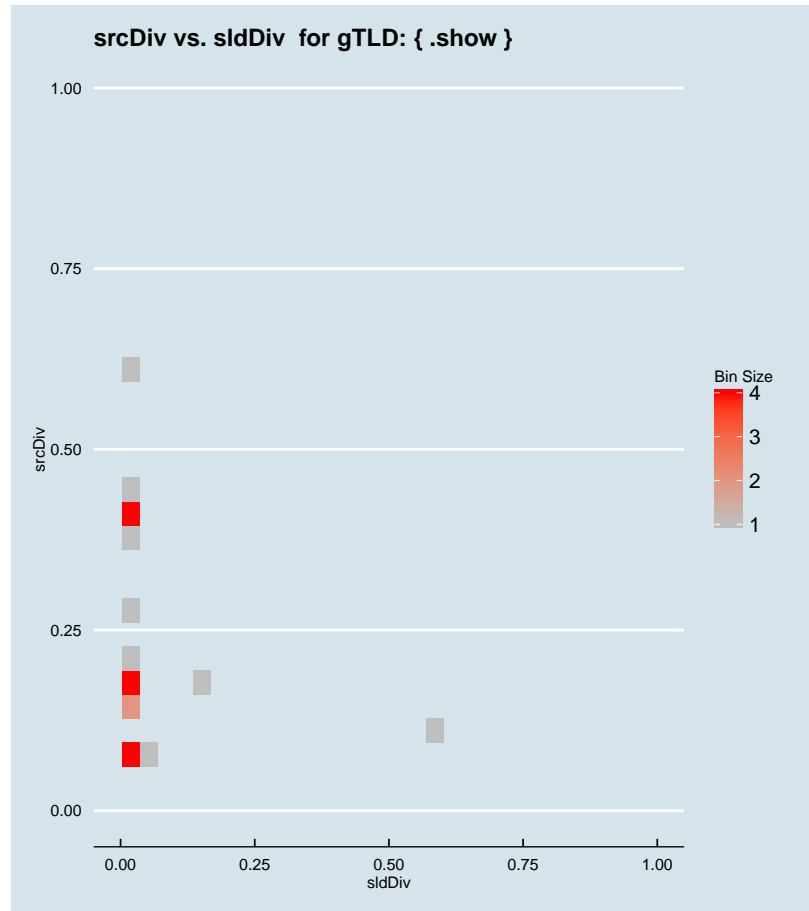


Figure 2.1518: Binned scatter-plot of srcDiv and sldDiv for gTLD: { .show }.

### :: 2.1044 Representative SLDs for gTLD: { .showtime }

In this section, we collect representative SLDs related to gTLD: 'showtime'. We found 1 unique SLDs after filtering. A total of 2228 records were considered representative and they are 36.263% of the gTLD dump. Since the total number of records for this gTLD is 2228, there are 0 non-representative records (NRep). In addition, this set comprises  $9.13E-7$  of the entire data-set. Table 2.760 shows the corresponding SLDs ordered by the level of importance. Figure 2.1519 shows the record count (PPM) for each representative SLD. Figure 2.1520 shows the binned scatter-plot of srcDiv and sldDiv.

► { .showtime }  
Total SLDs: 1  
a-sldDiv: 36.263%  
a-oR: 0.000%  
NRep: 0



Individual SLD descriptors for gTLD: {showtime}										
SLD	count	sldDiv	$\phi$ -sldDiv	ipcount	srcDiv	$\phi$ -srcDiv	oR	a-srcDiv	a-oR	rem
INVALID	0.002	0.363	1.000	2.01E-4	0.090	0.014	9.13E-7	0.363	9.13E-7	0

Table 2.760: Top 1 most significant SLDs for gTLD 'showtime'. The SLD list holds 36.263% of the entries found in the gTLD and 9.13E-7 of the total number of entries for the entire experiment. **count** represents the number of records found for the SLD (in parts per million). **sldDiv** is the raw count divided by the number of records of this gTLD dump file. **oR** is the ratio of raw count to the total number of records of the experiment.  **$\phi$ -sldDiv** represents the  $\phi$  percentile of sldDiv on the entire data-set. **a-srcDiv** is the cumulative srcDiv variable. **a-oR** is the cumulative oR.




Figure 2.1519: Representative SLDs for gTLD: { .showtime }. The  $x$  axis displays number of times (in parts per million) the corresponding SLD ( $y$  axis) was found in the gTLD.

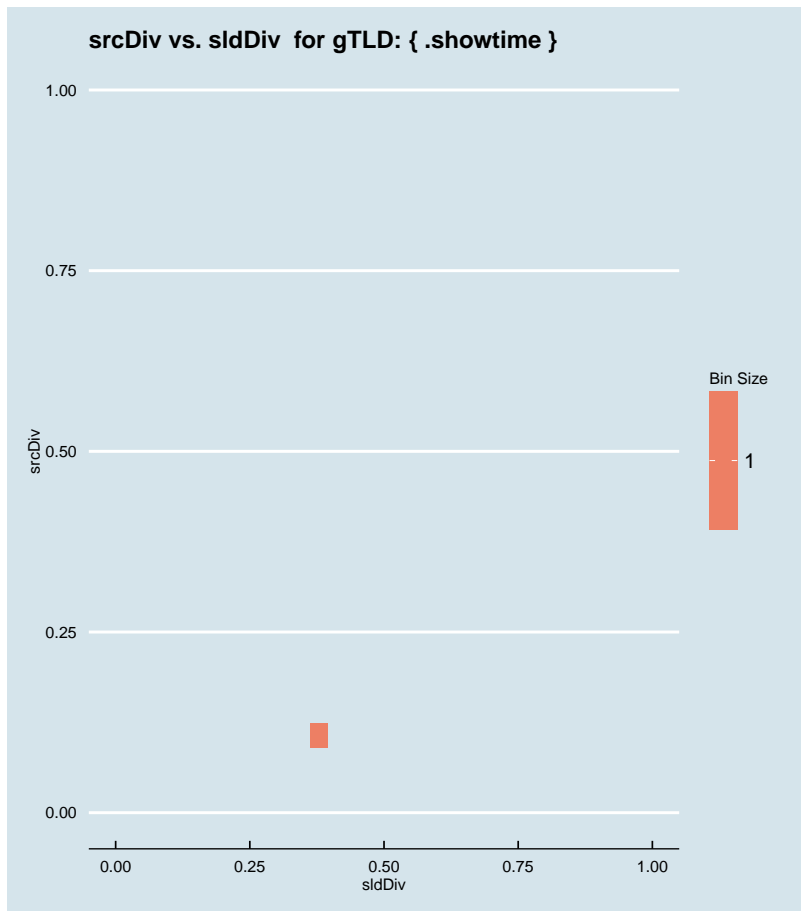


Figure 2.1520: Binned scatter-plot of srcDiv and sldDiv for gTLD: { .showtime }.

∴ 2.1045 Representative SLDs for gTLD: { .shriram }

In this section, we collect representative SLDs related to gTLD: 'shriram'. We found 0 unique SLDs after filtering. A total of 0 records were considered representative and they are 0.000% of the gTLD dump. Since the total number of records for this gTLD is 0, there are 0 non-representative records (NRep). In addition, this set comprises 0E0 of the entire data-set.

► { .shriram }  
 Total SLDs: 0  
 a-sldDiv: 0.000%  
 a-oR: 0.000%  
 NRep: 0

∴ 2.1046 Representative SLDs for gTLD: { .silk }

In this section, we collect representative SLDs related to gTLD: 'silk'. We found 0

► { .silk }  
 Total SLDs: 0  
 a-sldDiv: 0.000%  
 a-oR: 0.000%  
 NRep: 0



unique SLDs after filtering. A total of 0 records were considered representative and they are 0.000% of the gTLD dump. Since the total number of records for this gTLD is 0, there are 0 non-representative records (NRep). In addition, this set comprises 0E0 of the entire data-set.

## :: 2.1047 Representative SLDs for gTLD: {.sina}

In this section, we collect representative SLDs related to gTLD: 'sina'. We found 18 unique SLDs after filtering. A total of 211685 records were considered representative and they are 75.788% of the gTLD dump. Since the total number of records for this gTLD is 211685, there are 0 non-representative records (NRep). In addition, this set comprises  $8.68E-5$  of the entire data-set. Table 2.761 shows the corresponding SLDs ordered by the level of importance. Figure 2.1521 shows the record count (PPM) for each representative SLD. Figure 2.1522 shows the binned scatter-plot of srcDiv and sldDiv.

▶ {.sina}  
Total SLDs: 18  
a-sldDiv: 75.788%  
a-oR: 0.009%  
NRep: 0

Individual SLD descriptors for gTLD: {.sina}										
SLD	count	sldDiv	$\phi$ -sldDiv	ipcount	srcDiv	$\phi$ -srcDiv	oR	a-srcDiv	a-oR	rem
INCATC	0.135	0.484	1.000	0.017	0.128	0.024	$5.54E-5$	0.484	$5.54E-5$	76401
2008	0.012	0.043	1.000	0.003	0.245	0.057	$4.96E-6$	0.528	$6.04E-5$	64299
INCATE	0.010	0.037	1.000	0.003	0.335	0.096	$4.26E-6$	0.565	$6.47E-5$	53909
sae	0.008	0.027	0.999	$3.2E-5$	0.004	$1.48E-4$	$3.12E-6$	0.592	$6.78E-5$	46300
SHORTSLD	0.007	0.024	0.999	0.002	0.361	0.100	$2.72E-6$	0.616	$7.05E-5$	39652
staff	0.006	0.021	0.999	0.002	0.265	0.067	$2.44E-6$	0.637	$7.29E-5$	33707
RANDOM13	0.005	0.019	0.999	$6.13E-4$	0.118	0.022	$2.13E-6$	0.656	$7.51E-5$	28507
INCATB	0.004	0.016	0.999	0.002	0.382	0.105	$1.8E-6$	0.672	$7.69E-5$	24109
INCATK	0.004	0.013	0.999	$2.79E-4$	0.076	0.011	$1.51E-6$	0.685	$7.84E-5$	20416
INVALID	0.004	0.013	0.999	$6.53E-4$	0.179	0.039	$1.49E-6$	0.698	$7.99E-5$	16772
s15	0.003	0.012	0.999	0.002	0.487	0.130	$1.34E-6$	0.710	$8.12E-5$	13506
www	0.003	0.010	0.999	$1.31E-4$	0.049	0.006	$1.09E-6$	0.719	$8.23E-5$	10840
263	0.003	0.009	0.999	$8.39E-4$	0.318	0.080	$1.08E-6$	0.729	$8.34E-5$	8198
RANDOM10	0.003	0.009	0.999	$8.82E-4$	0.350	0.098	$1.03E-6$	0.738	$8.44E-5$	5675
INCATF	0.002	0.006	0.999	$2.27E-4$	0.145	0.030	$6.43E-7$	0.743	$8.51E-5$	4107
jgldjf	0.001	0.005	0.999	$4.13E-4$	0.289	0.074	$5.85E-7$	0.748	$8.57E-5$	2679
newhope	0.001	0.005	0.999	$5.05E-4$	0.358	0.099	$5.79E-7$	0.753	$8.62E-5$	1267
163	0.001	0.005	0.999	$5.26E-4$	0.415	0.115	$5.19E-7$	0.758	$8.68E-5$	0

Table 2.761: Top 18 most significant SLDs for gTLD 'sina'. The SLD list holds 75.788% of the entries found in the gTLD and  $8.68E-5$  of the total number of entries for the entire experiment. **count** represents the number of records found for the SLD (in parts per million). **sldDiv** is the raw count divided by the number of records of this gTLD dump file. **oR** is the ratio of raw count to the total number of records of the experiment.  **$\phi$ -sldDiv** represents the  $\phi$  percentile of sldDiv on the entire data-set. **a-srcDiv** is the cumulative srcDiv variable. **a-oR** is the cumulative oR.



Figure 2.1521: Representative SLDs for gTLD: { .sina }. The x axis displays number of times (in parts per million) the corresponding SLD (y axis) was found in the gTLD.

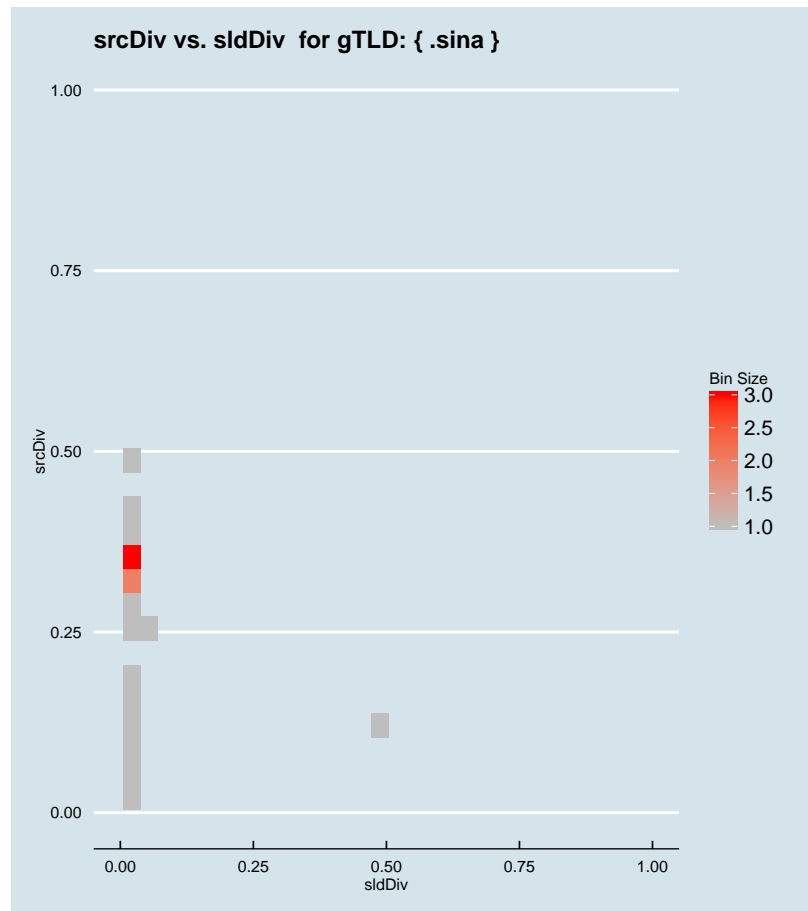


Figure 2.1522: Binned scatter-plot of srcDiv and sldDiv for gTLD: {.sina}.

### :: 2.1048 Representative SLDs for gTLD: {.singles}

In this section, we collect representative SLDs related to gTLD: 'singles'. We found 0 unique SLDs after filtering. A total of 0 records were considered representative and they are 0.000% of the gTLD dump. Since the total number of records for this gTLD is 0, there are 0 non-representative records (NRep). In addition, this set comprises 0E0 of the entire data-set.

► {.singles}  
Total SLDs: 0  
a-sldDiv: 0.000%  
a-oR: 0.000%  
NRep: 0

### :: 2.1049 Representative SLDs for gTLD: {.site}

In this section, we collect representative SLDs related to gTLD: 'site'. We found 140

► {.site}  
Total SLDs: 140  
a-sldDiv: 95.927%  
a-oR: 0.930%  
NRep: 44590

unique SLDs after filtering. A total of 22697896 records were considered representative and they are 95.927% of the gTLD dump. Since the total number of records for this gTLD is 22742486, there are 44590 non-representative records (NRep). In addition, this set comprises 0.009 of the entire data-set. Table 2.762 shows the corresponding SLDs ordered by the level of importance. Figure 2.1523 shows the record count (PPM) for each representative SLD. Figure 2.1524 shows the binned scatter-plot of srcDiv and sldDiv.

Individual SLD descriptors for gTLD: {site}										
SLD	count	sldDiv	$\phi$ -sldDiv	ipcount	srcDiv	$\phi$ -srcDiv	oR	a-srcDiv	a-oR	rem
INCATB	18.931	0.800	1.000	0.056	0.003	9.18E-5	0.008	0.800	0.008	3811389
RANDOM10	0.968	0.041	1.000	0.027	0.028	0.002	3.97E-4	0.841	0.008	2842890
INCATD	0.532	0.022	0.999	0.029	0.055	0.007	2.18E-4	0.863	0.008	2311265
RANDOM13	0.321	0.014	0.999	0.004	0.013	7.26E-4	1.32E-4	0.877	0.009	1990085
INVALID	0.278	0.012	0.999	0.011	0.039	0.004	1.14E-4	0.889	0.009	1711768
INCATC	0.237	0.010	0.999	0.018	0.076	0.011	9.73E-5	0.899	0.009	1474324
rsag	0.237	0.010	0.999	0.004	0.016	0.001	9.72E-5	0.909	0.009	1237019
INCATF	0.208	0.009	0.999	0.014	0.067	0.009	8.54E-5	0.918	0.009	1028614
SHORTSLD	0.074	0.003	0.998	0.011	0.145	0.030	3.02E-5	0.921	0.009	954968
wpad	0.065	0.003	0.998	0.009	0.143	0.027	2.67E-5	0.924	0.009	889752
zenworks	0.061	0.003	0.998	0.004	0.070	0.010	2.5E-5	0.926	0.009	828786
linux	0.061	0.003	0.998	0.012	0.191	0.042	2.49E-5	0.929	0.009	768121
psbe	0.027	0.001	0.997	5.83E-4	0.022	0.002	1.1E-5	0.930	0.009	741240
sensenet	0.025	0.001	0.997	4.1E-5	0.002	3.67E-5	1.04E-5	0.931	0.009	715821
zet	0.024	0.001	0.996	8.5E-5	0.004	1.2E-4	9.77E-6	0.932	0.009	691989
eth2	0.024	0.001	0.996	1.4E-5	5.9E-4	8.61E-6	9.72E-6	0.933	0.009	668273
szx-eds2-7...	0.020	8.58E-4	0.996	2E-6	9.85E-5	4.68E-7	8.32E-6	0.934	0.009	647978
local	0.020	8.55E-4	0.996	0.002	0.108	0.019	8.3E-6	0.935	0.009	627736
rchk	0.019	8.23E-4	0.996	3.54E-4	0.018	0.001	7.98E-6	0.935	0.009	608259
itellium	0.019	8.2E-4	0.996	8.04E-4	0.041	0.004	7.95E-6	0.936	0.009	588856
gs08proxy	0.017	7.37E-4	0.996	3E-6	1.72E-4	1.23E-6	7.15E-6	0.937	0.009	571413
localhost	0.017	7.28E-4	0.996	0.003	0.148	0.030	7.06E-6	0.938	0.009	554182
i2ksvr	0.015	6.26E-4	0.995	3E-6	2.02E-4	1.64E-6	6.07E-6	0.938	0.009	539359
cron0	0.014	6.08E-4	0.995	0.002	0.149	0.030	5.9E-6	0.939	0.009	524962
dcsr	0.014	5.95E-4	0.995	0.002	0.120	0.022	5.77E-6	0.940	0.009	510886
sanappl1	0.014	5.72E-4	0.995	7E-6	5.17E-4	7.03E-6	5.55E-6	0.940	0.009	497354
http	0.013	5.7E-4	0.995	0.004	0.318	0.080	5.53E-6	0.941	0.009	483862
agrosouz	0.013	5.68E-4	0.995	1.1E-5	8.19E-4	1.29E-5	5.51E-6	0.941	0.009	470427
sanappl3	0.013	5.64E-4	0.995	7E-6	5.25E-4	7.2E-6	5.47E-6	0.942	0.009	457082
isatap	0.013	5.33E-4	0.994	0.004	0.288	0.074	5.16E-6	0.942	0.009	444481
INCATE	0.011	4.63E-4	0.994	0.005	0.417	0.116	4.49E-6	0.943	0.009	433532
eth0	0.010	4.11E-4	0.993	1.03E-4	0.011	5.43E-4	3.98E-6	0.943	0.009	423817
model10	0.009	3.76E-4	0.993	4.3E-5	0.005	1.79E-4	3.65E-6	0.944	0.009	414911
raoqy	0.008	3.53E-4	0.993	2E-6	2.39E-4	2.52E-6	3.42E-6	0.944	0.009	406557
sp8	0.008	3.43E-4	0.992	3.9E-4	0.048	0.006	3.33E-6	0.944	0.009	398432

Table 2.762: Top 35 most significant SLDs for gTLD 'site'. The SLD list holds 95.927% of the entries found in the gTLD and 0.009 of the total number of entries for the entire experiment. **count** represents the number of records found for the SLD (in parts per million). **sldDiv** is the raw count divided by the number of records of this gTLD dump file. **oR** is the ratio of raw count to the total number of records of the experiment.  **$\phi$ -sldDiv** represents the  $\phi$  percentile of sldDiv on the entire data-set. **a-srcDiv** is the cumulative srcDiv variable. **a-oR** is the cumulative oR.

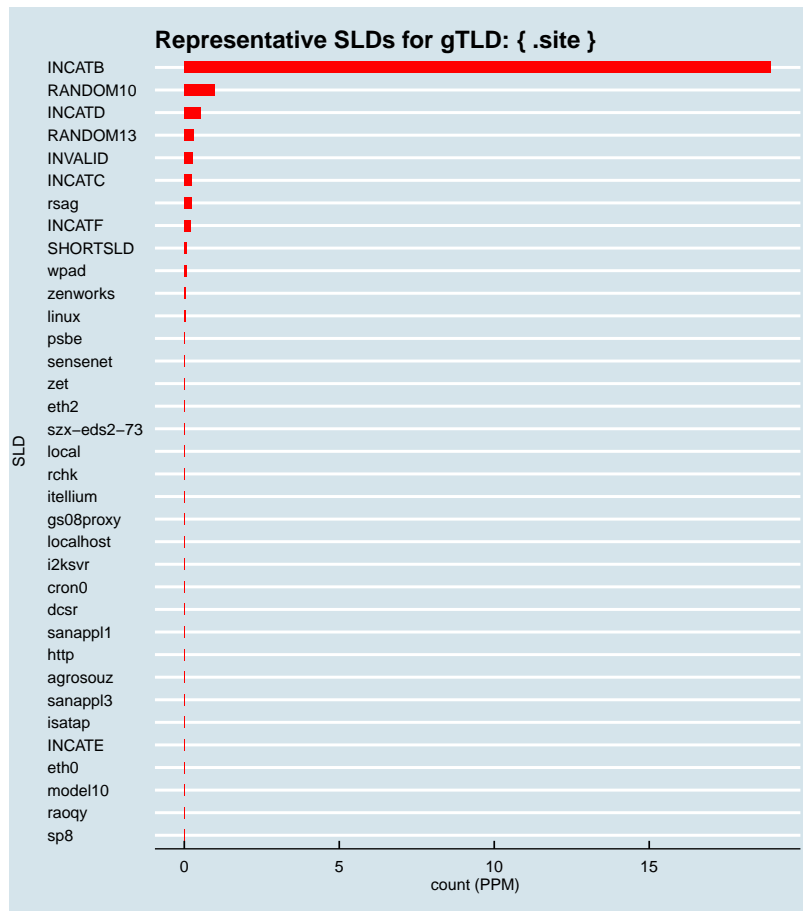


Figure 2.1523: Representative SLDs for gTLD: { .site}. The x axis displays number of times (in parts per million) the corresponding SLD (y axis) was found in the gTLD.

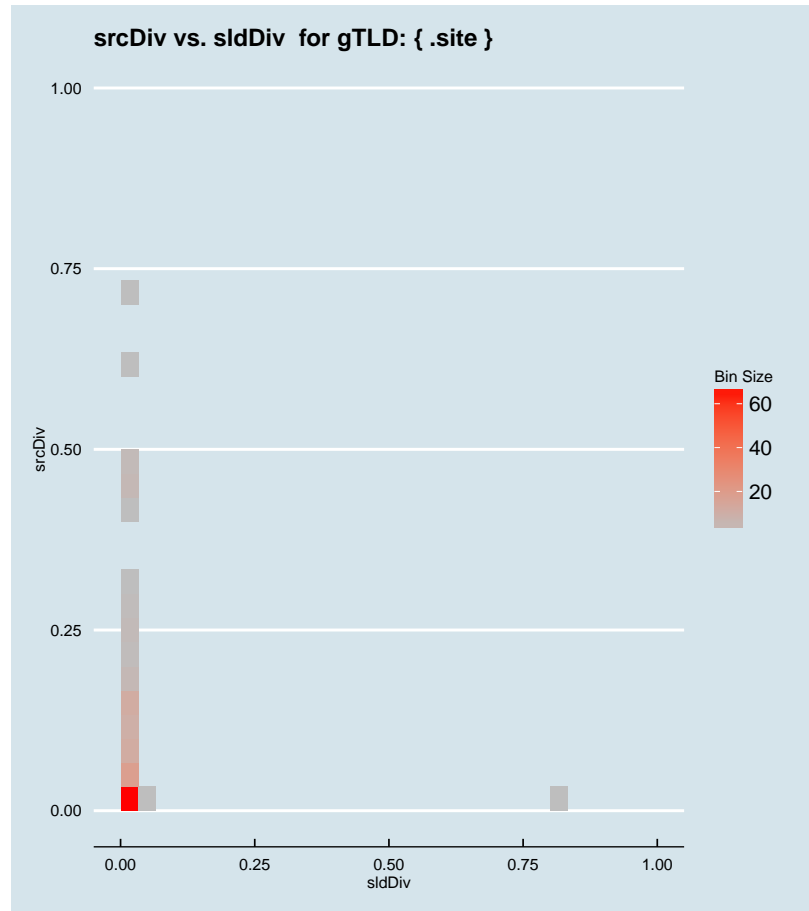


Figure 2.1524: Binned scatter-plot of srcDiv and sldDiv for gTLD: {.site}.

## :: 2.1050 Representative SLDs for gTLD: {.sj}

In this section, we collect representative SLDs related to gTLD: 'sj'. We found 7 unique SLDs after filtering. A total of 28751 records were considered representative and they are 48.187% of the gTLD dump. Since the total number of records for this gTLD is 28751, there are 0 non-representative records (NRep). In addition, this set comprises  $1.18E-5$  of the entire data-set. Table 2.763 shows the corresponding SLDs ordered by the level of importance. Figure 2.1525 shows the record count (PPM) for each representative SLD. Figure 2.1526 shows the binned scatter-plot of srcDiv and sldDiv.

► {.sj}  
Total SLDs: 7  
a-sldDiv: 48.187%  
a-oR: 0.001%  
NRep: 0

Individual SLD descriptors for gTLD: {sj}										
SLD	count	sldDiv	$\phi$ -sldDiv	ipcount	srcDiv	$\phi$ -srcDiv	oR	a-srcDiv	a-oR	rem
RANDOM13	0.014	0.232	1.000	0.002	0.148	0.030	5.67E-6	0.232	5.67E-6	14920
INCATB	0.004	0.071	1.000	0.003	0.635	0.205	1.73E-6	0.303	7.4E-6	10687
SHORTSLD	0.004	0.065	1.000	0.002	0.633	0.205	1.6E-6	0.368	9E-6	6784
INCATC	0.002	0.042	1.000	0.001	0.493	0.130	1.02E-6	0.410	1E-5	4299
INVALID	0.002	0.029	0.999	8.33E-4	0.477	0.129	7.15E-7	0.439	1.07E-5	2554
RANDOM10	0.001	0.022	0.999	9.22E-4	0.718	0.241	5.27E-7	0.461	1.13E-5	1269
INCATE	0.001	0.021	0.999	8.88E-4	0.700	0.235	5.2E-7	0.482	1.18E-5	0

Table 2.763: Top 7 most significant SLDs for gTLD 'sj'. The SLD list holds 48.187% of the entries found in the gTLD and 1.18E-5 of the total number of entries for the entire experiment. **count** represents the number of records found for the SLD (in parts per million). **sldDiv** is the raw count divided by the number of records of this gTLD dump file. **oR** is the ratio of raw count to the total number of records of the experiment.  **$\phi$ -sldDiv** represents the  $\phi$  percentile of sldDiv on the entire data-set. **a-srcDiv** is the cumulative srcDiv variable. **a-oR** is the cumulative oR.



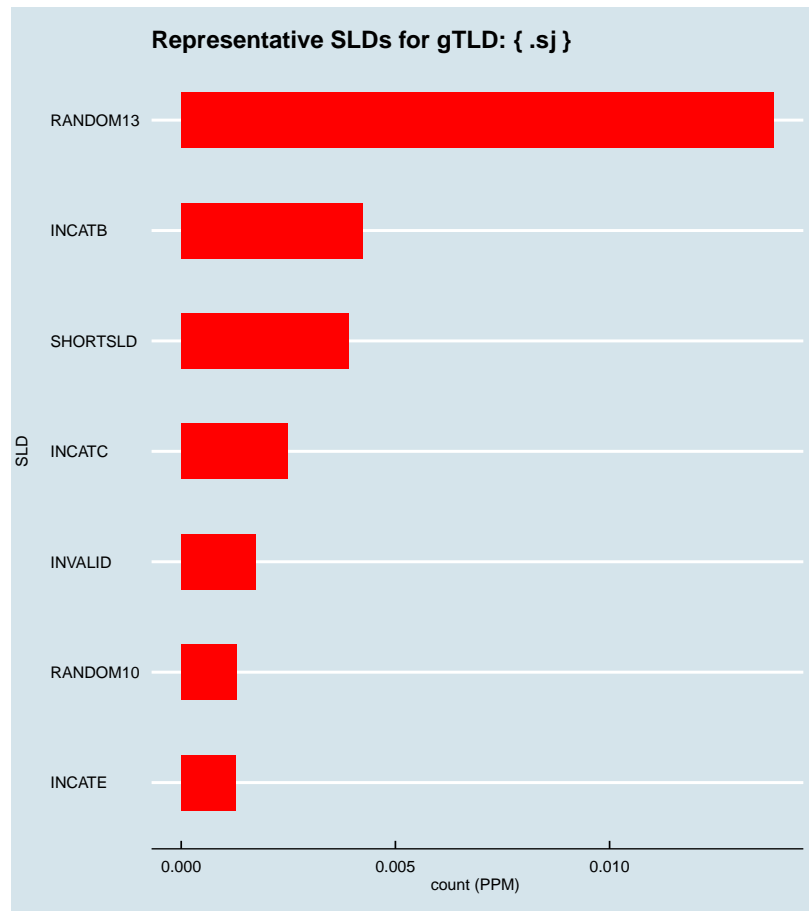


Figure 2.1525: Representative SLDs for gTLD: { .sj}. The x axis displays number of times (in parts per million) the corresponding SLD (y axis) was found in the gTLD.

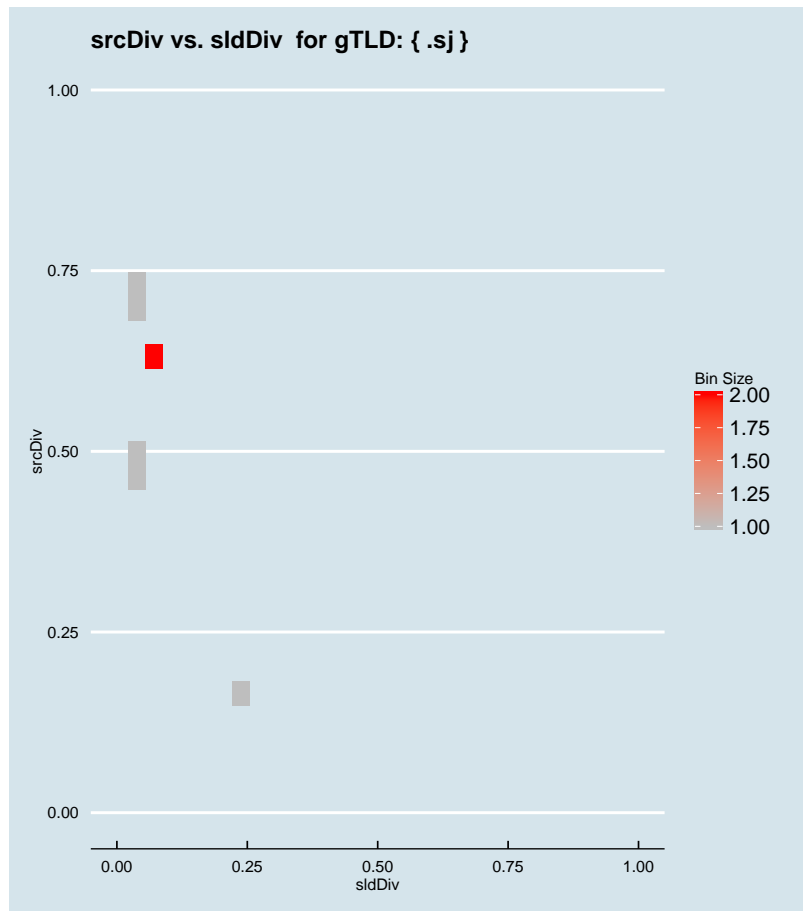


Figure 2.1526: Binned scatter-plot of srcDiv and sldDiv for gTLD: {.sj}.

### :: 2.1051 Representative SLDs for gTLD: {.ski}

In this section, we collect representative SLDs related to gTLD: 'ski'. We found 7 unique SLDs after filtering. A total of 92078 records were considered representative and they are 88.267% of the gTLD dump. Since the total number of records for this gTLD is 92078, there are 0 non-representative records (NRep). In addition, this set comprises  $3.77E-5$  of the entire data-set. Table 2.764 shows the corresponding SLDs ordered by the level of importance. Figure 2.1527 shows the record count (PPM) for each representative SLD. Figure 2.1528 shows the binned scatter-plot of srcDiv and sldDiv.

► {.ski}  
 Total SLDs: 7  
 a-sldDiv: 88.267%  
 a-oR: 0.004%  
 NRep: 0

Individual SLD descriptors for gTLD: {ski}										
SLD	count	sldDiv	$\phi$ -sldDiv	ipcount	srcDiv	$\phi$ -srcDiv	oR	a-srcDiv	a-oR	rem
browse	0.072	0.690	1.000	0.018	0.248	0.057	2.95E-5	0.690	2.95E-5	20137
INCATB	0.005	0.051	1.000	3.47E-4	0.065	0.009	2.17E-6	0.740	3.17E-5	14837
INVALID	0.004	0.042	1.000	4.17E-4	0.094	0.016	1.81E-6	0.783	3.35E-5	10409
RANDOM13	0.004	0.038	1.000	4.36E-4	0.110	0.019	1.62E-6	0.821	3.51E-5	6456
INCATF	0.003	0.032	1.000	2.2E-4	0.065	0.009	1.38E-6	0.853	3.65E-5	3095
winter	0.002	0.015	0.999	8.7E-5	0.055	0.007	6.52E-7	0.868	3.71E-5	1505
INCATE	0.002	0.014	0.999	0.001	0.679	0.233	6.17E-7	0.883	3.77E-5	0

Table 2.764: Top 7 most significant SLDs for gTLD 'ski'. The SLD list holds 88.267% of the entries found in the gTLD and 3.77E-5 of the total number of entries for the entire experiment. **count** represents the number of records found for the SLD (in parts per million). **sldDiv** is the raw count divided by the number of records of this gTLD dump file. **oR** is the ratio of raw count to the total number of records of the experiment.  **$\phi$ -sldDiv** represents the  $\phi$  percentile of sldDiv on the entire data-set. **a-srcDiv** is the cumulative srcDiv variable. **a-oR** is the cumulative oR.

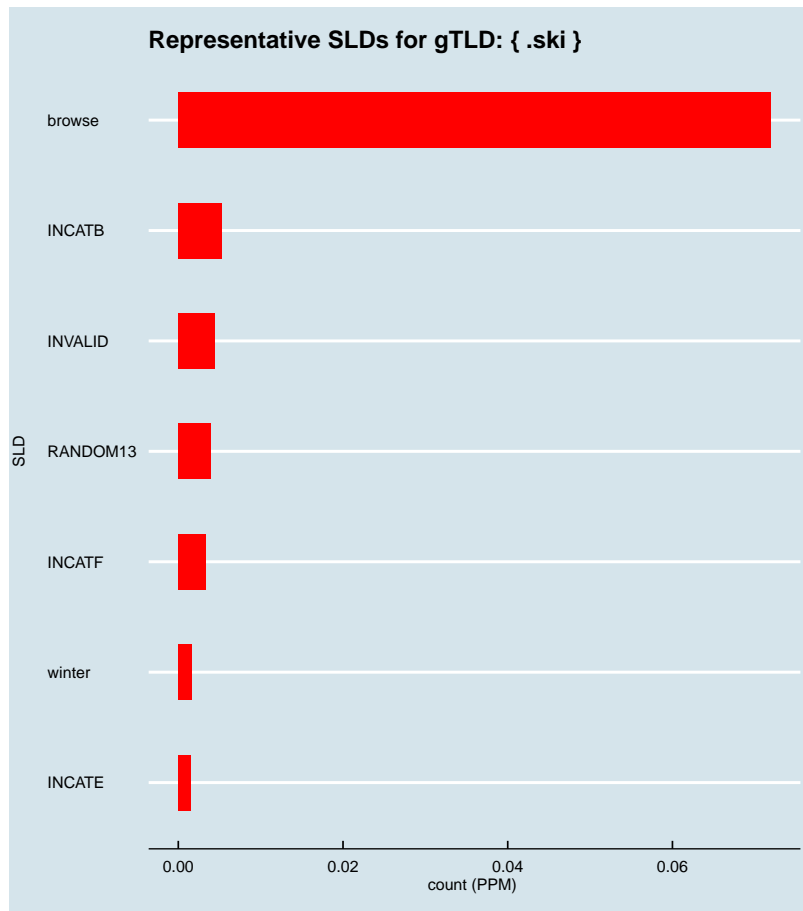


Figure 2.1527: Representative SLDs for gTLD: { .ski }. The x axis displays number of times (in parts per million) the corresponding SLD (y axis) was found in the gTLD.

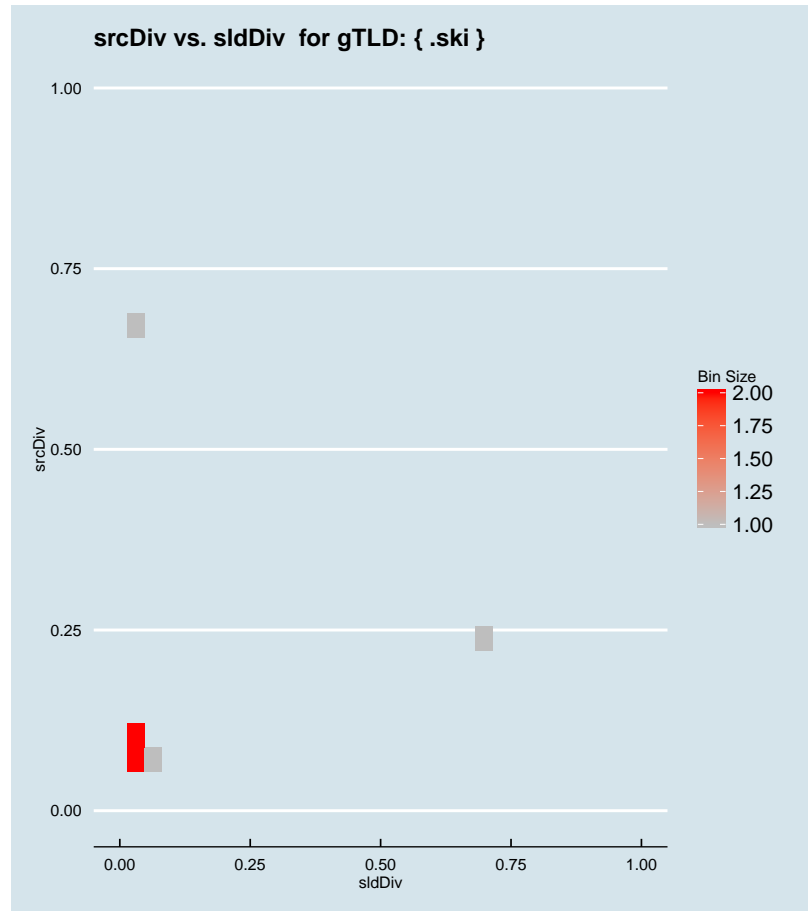


Figure 2.1528: Binned scatter-plot of srcDiv and sldDiv for gTLD: { .ski }.

## :: 2.1052 Representative SLDs for gTLD: { .skin }

In this section, we collect representative SLDs related to gTLD: 'skin'. We found 1 unique SLDs after filtering. A total of 1617 records were considered representative and they are 16.322% of the gTLD dump. Since the total number of records for this gTLD is 1617, there are 0 non-representative records (NRep). In addition, this set comprises 6.63E-7 of the entire data-set. Table 2.765 shows the corresponding SLDs ordered by the level of importance. Figure 2.1529 shows the record count (PPM) for each representative SLD. Figure 2.1530 shows the binned scatter-plot of srcDiv and sldDiv.

► { .skin }  
Total SLDs: 1  
a-sldDiv: 16.322%  
a-oR: 0.000%  
NRep: 0



Individual SLD descriptors for gTLD: {skin}										
SLD	count	sldDiv	$\phi$ -sldDiv	ipcount	srcDiv	$\phi$ -srcDiv	oR	a-srcDiv	a-oR	rem
INCATB	0.002	0.163	1.000	0.001	0.703	0.237	6.63E-7	0.163	6.63E-7	0

Table 2.765: Top 1 most significant SLDs for gTLD 'skin'. The SLD list holds 16.322% of the entries found in the gTLD and 6.63E-7 of the total number of entries for the entire experiment. **count** represents the number of records found for the SLD (in parts per million). **sldDiv** is the raw count divided by the number of records of this gTLD dump file. **oR** is the ratio of raw count to the total number of records of the experiment.  **$\phi$ -sldDiv** represents the  $\phi$  percentile of sldDiv on the entire data-set. **a-srcDiv** is the cumulative srcDiv variable. **a-oR** is the cumulative oR.




Figure 2.1529: Representative SLDs for gTLD: { .skin}. The  $x$  axis displays number of times (in parts per million) the corresponding SLD ( $y$  axis) was found in the gTLD.

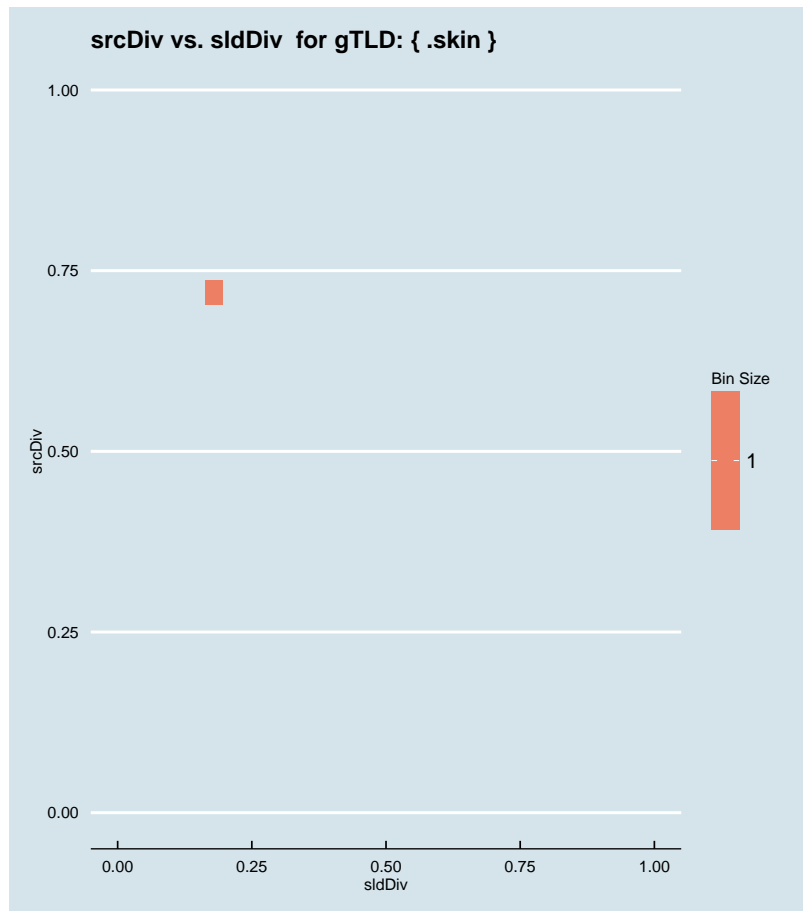


Figure 2.1530: Binned scatter-plot of srcDiv and sldDiv for gTLD: { .skin }.

∴ 2.1053 Representative SLDs for gTLD: { .skolkovo }

In this section, we collect representative SLDs related to gTLD: 'skolkovo'. We found 0 unique SLDs after filtering. A total of 0 records were considered representative and they are 0.000% of the gTLD dump. Since the total number of records for this gTLD is 0, there are 0 non-representative records (NRep). In addition, this set comprises 0E0 of the entire data-set.

► { .skolkovo }  
 Total SLDs: 0  
 a-sldDiv: 0.000%  
 a-oR: 0.000%  
 NRep: 0

∴ 2.1054 Representative SLDs for gTLD: { .sky }

In this section, we collect representative SLDs related to gTLD: 'sky'. We found 21

► { .sky }  
 Total SLDs: 21  
 a-sldDiv: 78.422%  
 a-oR: 0.008%  
 NRep: 0



unique SLDs after filtering. A total of 201078 records were considered representative and they are 78.422% of the gTLD dump. Since the total number of records for this gTLD is 201078, there are 0 non-representative records (NRep). In addition, this set comprises  $8.24E-5$  of the entire data-set. Table 2.766 shows the corresponding SLDs ordered by the level of importance. Figure 2.1531 shows the record count (PPM) for each representative SLD. Figure 2.1532 shows the binned scatter-plot of srcDiv and sldDiv.

Individual SLD descriptors for gTLD: {sky}										
SLD	count	sldDiv	$\phi$ -sldDiv	ipcount	srcDiv	$\phi$ -srcDiv	oR	a-srcDiv	a-oR	rem
INCATB	0.045	0.176	1.000	0.003	0.065	0.009	$1.85E-5$	0.176	$1.85E-5$	155954
INVALID	0.031	0.120	1.000	0.003	0.111	0.019	$1.26E-5$	0.296	$3.11E-5$	125270
fin	0.020	0.076	1.000	$2.2E-4$	0.011	$5.94E-4$	$8.03E-6$	0.372	$3.91E-5$	105678
RANDOM10	0.015	0.058	1.000	0.002	0.132	0.025	$6.1E-6$	0.430	$4.52E-5$	90787
INCATC	0.015	0.057	1.000	0.004	0.261	0.066	$6E-6$	0.487	$5.12E-5$	76154
INCATF	0.014	0.057	1.000	$6.34E-4$	0.044	0.005	$5.94E-6$	0.544	$5.71E-5$	61657
RANDOM13	0.011	0.044	1.000	0.001	0.094	0.015	$4.61E-6$	0.588	$6.17E-5$	50398
INCATE	0.009	0.034	1.000	0.005	0.523	0.179	$3.54E-6$	0.621	$6.53E-5$	41752
wpad	0.008	0.032	1.000	0.002	0.256	0.066	$3.4E-6$	0.654	$6.87E-5$	33450
isatap	0.007	0.028	0.999	0.002	0.260	0.066	$2.92E-6$	0.682	$7.16E-5$	26327
juliie	0.005	0.021	0.999	$6.93E-4$	0.130	0.025	$2.18E-6$	0.702	$7.38E-5$	21003
ton	0.005	0.021	0.999	0.003	0.504	0.177	$2.16E-6$	0.723	$7.6E-5$	15738
pvt	0.003	0.011	0.999	$1.2E-5$	0.004	$1.48E-4$	$1.17E-6$	0.734	$7.71E-5$	12891
INCATD	0.002	0.009	0.999	$4.38E-4$	0.185	0.041	$9.72E-7$	0.743	$7.81E-5$	10520
SHORTSLD	0.002	0.008	0.999	$9.77E-4$	0.467	0.127	$8.58E-7$	0.751	$7.89E-5$	8427
nsmr11	0.002	0.007	0.999	$2E-6$	0.001	$2.04E-5$	$7.1E-7$	0.758	$7.97E-5$	6695
asgard	0.002	0.006	0.999	$4E-6$	0.003	$7.55E-5$	$6.43E-7$	0.764	$8.03E-5$	5126
jalvarado-...	0.001	0.006	0.999	$2E-6$	0.001	$2.69E-5$	$6.03E-7$	0.770	$8.09E-5$	3655
marie	0.001	0.005	0.999	$3.56E-4$	0.285	0.071	$5.13E-7$	0.775	$8.14E-5$	2404
skyms	0.001	0.005	0.999	$1.2E-5$	0.010	$4.93E-4$	$4.94E-7$	0.780	$8.19E-5$	1198
ruby	0.001	0.005	0.999	$2.3E-5$	0.019	0.001	$4.91E-7$	0.784	$8.24E-5$	0

Table 2.766: Top 21 most significant SLDs for gTLD 'sky'. The SLD list holds 78.422% of the entries found in the gTLD and  $8.24E-5$  of the total number of entries for the entire experiment. **count** represents the number of records found for the SLD (in parts per million). **sldDiv** is the raw count divided by the number of records of this gTLD dump file. **oR** is the ratio of raw count to the total number of records of the experiment.  **$\phi$ -sldDiv** represents the  $\phi$  percentile of sldDiv on the entire data-set. **a-srcDiv** is the cumulative srcDiv variable. **a-oR** is the cumulative oR.

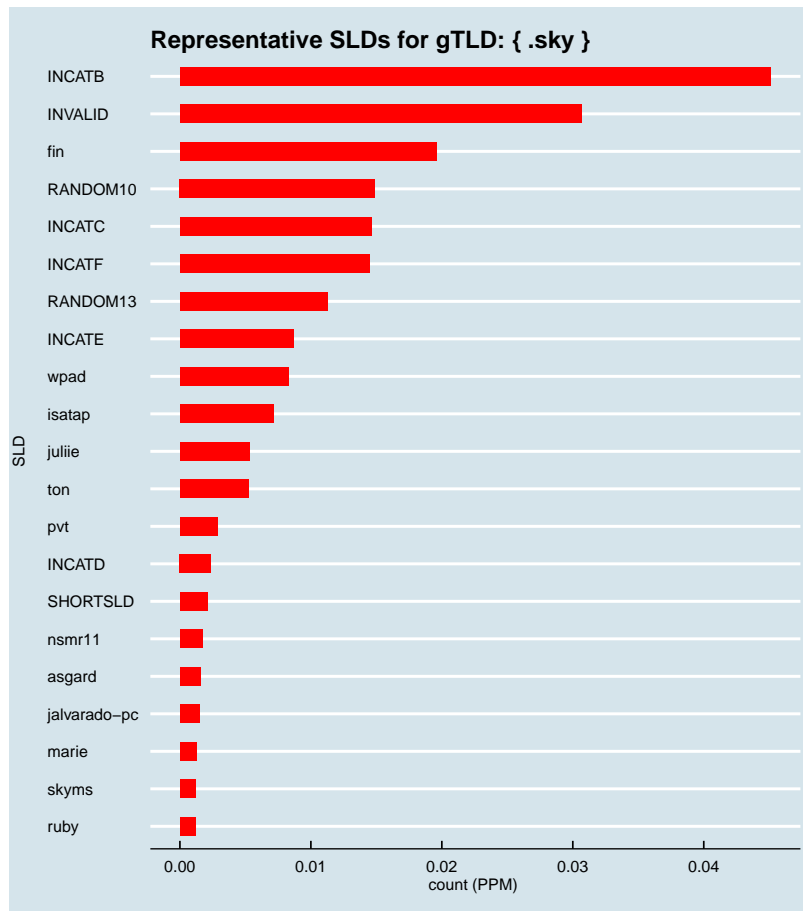


Figure 2.1531: Representative SLDs for gTLD: { .sky }. The x axis displays number of times (in parts per million) the corresponding SLD (y axis) was found in the gTLD.

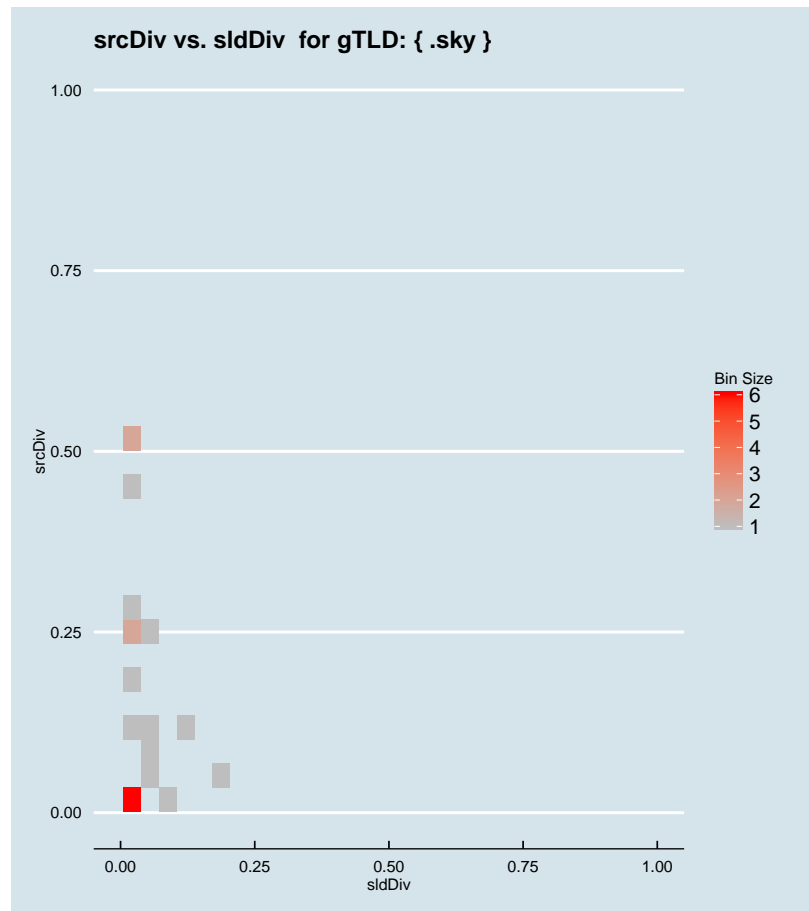


Figure 2.1532: Binned scatter-plot of srcDiv and sldDiv for gTLD: { .sky }.

### :: 2.1055 Representative SLDs for gTLD: { .skydrive }

In this section, we collect representative SLDs related to gTLD: 'skydrive'. We found 0 unique SLDs after filtering. A total of 0 records were considered representative and they are 0.000% of the gTLD dump. Since the total number of records for this gTLD is 0, there are 0 non-representative records (NRep). In addition, this set comprises 0E0 of the entire data-set.

► { .skydrive }  
Total SLDs: 0  
a-sldDiv: 0.000%  
a-oR: 0.000%  
NRep: 0

### :: 2.1056 Representative SLDs for gTLD: { .skype }

In this section, we collect representative SLDs related to gTLD: 'skype'. We found 9

► { .skype }  
Total SLDs: 9  
a-sldDiv: 95.105%  
a-oR: 0.005%  
NRep: 0

unique SLDs after filtering. A total of 128225 records were considered representative and they are 95.105% of the gTLD dump. Since the total number of records for this gTLD is 128225, there are 0 non-representative records (NRep). In addition, this set comprises  $5.25E-5$  of the entire data-set. Table 2.767 shows the corresponding SLDs ordered by the level of importance. Figure 2.1533 shows the record count (PPM) for each representative SLD. Figure 2.1534 shows the binned scatter-plot of srcDiv and sldDiv.

Individual SLD descriptors for gTLD: {skype}										
SLD	count	sldDiv	$\phi$ -sldDiv	ipcount	srcDiv	$\phi$ -srcDiv	oR	a-srcDiv	a-oR	rem
INCATI	0.073	0.540	1.000	$7.61E-4$	0.010	$5.3E-4$	$2.98E-5$	0.540	$2.98E-5$	55396
INCATE	0.016	0.122	1.000	0.007	0.426	0.117	$6.76E-6$	0.663	$3.66E-5$	38902
myaccount	0.010	0.077	1.000	0.006	0.572	0.190	$4.26E-6$	0.740	$4.09E-5$	28516
INCATC	0.009	0.070	1.000	0.004	0.465	0.127	$3.86E-6$	0.809	$4.47E-5$	19106
RANDOM10	0.004	0.032	1.000	0.002	0.508	0.177	$1.76E-6$	0.841	$4.65E-5$	14806
INCATB	0.004	0.032	1.000	0.001	0.300	0.076	$1.74E-6$	0.873	$4.82E-5$	10550
RANDOM13	0.004	0.030	1.000	$7.23E-4$	0.176	0.038	$1.68E-6$	0.903	$4.99E-5$	6450
contactimp...	0.004	0.028	0.999	0.003	0.667	0.232	$1.56E-6$	0.931	$5.15E-5$	2646
INVALID	0.003	0.020	0.999	$6.02E-4$	0.228	0.054	$1.08E-6$	0.951	$5.25E-5$	0

Table 2.767: Top 9 most significant SLDs for gTLD 'skype'. The SLD list holds 95.105% of the entries found in the gTLD and  $5.25E-5$  of the total number of entries for the entire experiment. **count** represents the number of records found for the SLD (in parts per million). **sldDiv** is the raw count divided by the number of records of this gTLD dump file. **oR** is the ratio of raw count to the total number of records of the experiment.  **$\phi$ -sldDiv** represents the  $\phi$  percentile of sldDiv on the entire data-set. **a-srcDiv** is the cumulative srcDiv variable. **a-oR** is the cumulative oR.

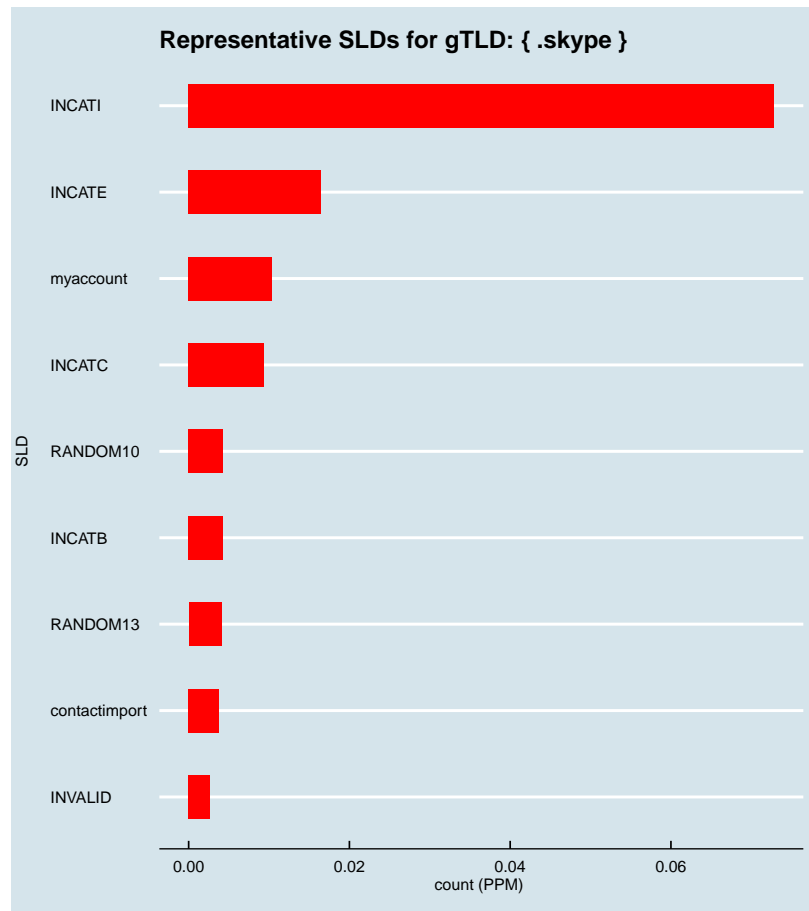


Figure 2.1533: Representative SLDs for gTLD: { .skype}. The  $x$  axis displays number of times (in parts per million) the corresponding SLD ( $y$  axis) was found in the gTLD.

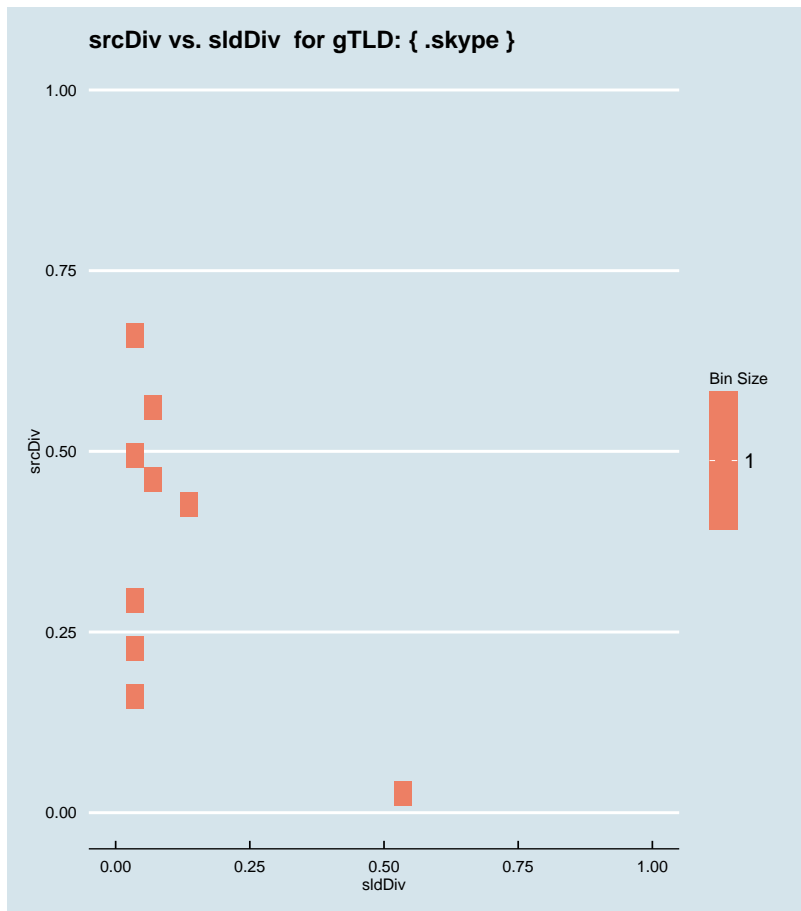


Figure 2.1534: Binned scatter-plot of srcDiv and sldDiv for gTLD: { .skype }.

∴ 2.1057 Representative SLDs for gTLD: { .sling }

In this section, we collect representative SLDs related to gTLD: 'sling'. We found 0 unique SLDs after filtering. A total of 0 records were considered representative and they are 0.000% of the gTLD dump. Since the total number of records for this gTLD is 0, there are 0 non-representative records (NRep). In addition, this set comprises 0E0 of the entire data-set.

► { .sling }  
 Total SLDs: 0  
 a-sldDiv: 0.000%  
 a-oR: 0.000%  
 NRep: 0

∴ 2.1058 Representative SLDs for gTLD: { .smart }

In this section, we collect representative SLDs related to gTLD: 'smart'. We found 13

► { .smart }  
 Total SLDs: 13  
 a-sldDiv: 86.847%  
 a-oR: 0.100%  
 NRep: 0

unique SLDs after filtering. A total of 2440669 records were considered representative and they are 86.847% of the gTLD dump. Since the total number of records for this gTLD is 2440669, there are 0 non-representative records (NRep). In addition, this set comprises 0.001 of the entire data-set. Table 2.768 shows the corresponding SLDs ordered by the level of importance. Figure 2.1535 shows the record count (PPM) for each representative SLD. Figure 2.1536 shows the binned scatter-plot of srcDiv and sldDiv.

Individual SLD descriptors for gTLD: {smart}										
SLD	count	sldDiv	$\phi$ -sldDiv	ipcount	srcDiv	$\phi$ -srcDiv	oR	a-srcDiv	a-oR	rem
INCATB	2.086	0.742	1.000	0.003	0.002	3.44E-5	8.55E-4	0.742	8.55E-4	354325
RANDOM10	0.183	0.065	1.000	0.002	0.010	5E-4	7.48E-5	0.807	9.3E-4	171717
INCATD	0.039	0.014	0.999	0.001	0.028	0.002	1.62E-5	0.821	9.46E-4	132266
local	0.036	0.013	0.999	0.001	0.033	0.003	1.48E-5	0.834	9.61E-4	96215
INVALID	0.028	0.010	0.999	0.002	0.060	0.008	1.13E-5	0.844	9.72E-4	68642
RANDOM13	0.024	0.009	0.999	0.001	0.056	0.007	9.87E-6	0.853	9.82E-4	44564
INCATE	0.014	0.005	0.999	0.006	0.412	0.115	5.9E-6	0.858	9.88E-4	30162
INCATF	0.008	0.003	0.998	6.3E-4	0.076	0.011	3.38E-6	0.861	9.91E-4	21919
isatap	0.005	0.002	0.998	0.002	0.302	0.077	2.1E-6	0.862	9.93E-4	16804
wpad	0.005	0.002	0.998	0.001	0.249	0.057	2.04E-6	0.864	9.95E-4	11838
INCATC	0.004	0.002	0.997	6.79E-4	0.153	0.031	1.82E-6	0.866	9.97E-4	7392
savemart	0.004	0.001	0.997	3.5E-5	0.009	4.1E-4	1.65E-6	0.867	9.99E-4	3362
SHORTSLD	0.003	0.001	0.997	7.52E-4	0.224	0.053	1.38E-6	0.868	0.001	0

Table 2.768: Top 13 most significant SLDs for gTLD 'smart'. The SLD list holds 86.847% of the entries found in the gTLD and 0.001 of the total number of entries for the entire experiment. **count** represents the number of records found for the SLD (in parts per million). **sldDiv** is the raw count divided by the number of records of this gTLD dump file. **oR** is the ratio of raw count to the total number of records of the experiment.  **$\phi$ -sldDiv** represents the  $\phi$  percentile of sldDiv on the entire data-set. **a-srcDiv** is the cumulative srcDiv variable. **a-oR** is the cumulative oR.

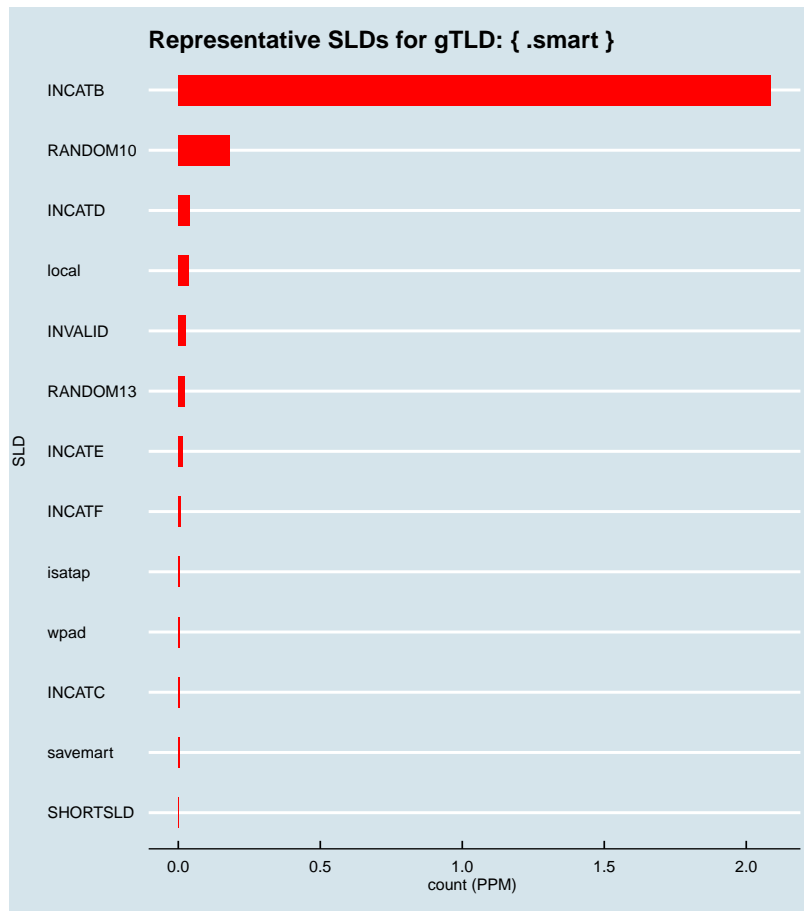


Figure 2.1535: Representative SLDs for gTLD: { .smart}. The *x* axis displays number of times (in parts per million) the corresponding SLD (*y* axis) was found in the gTLD.



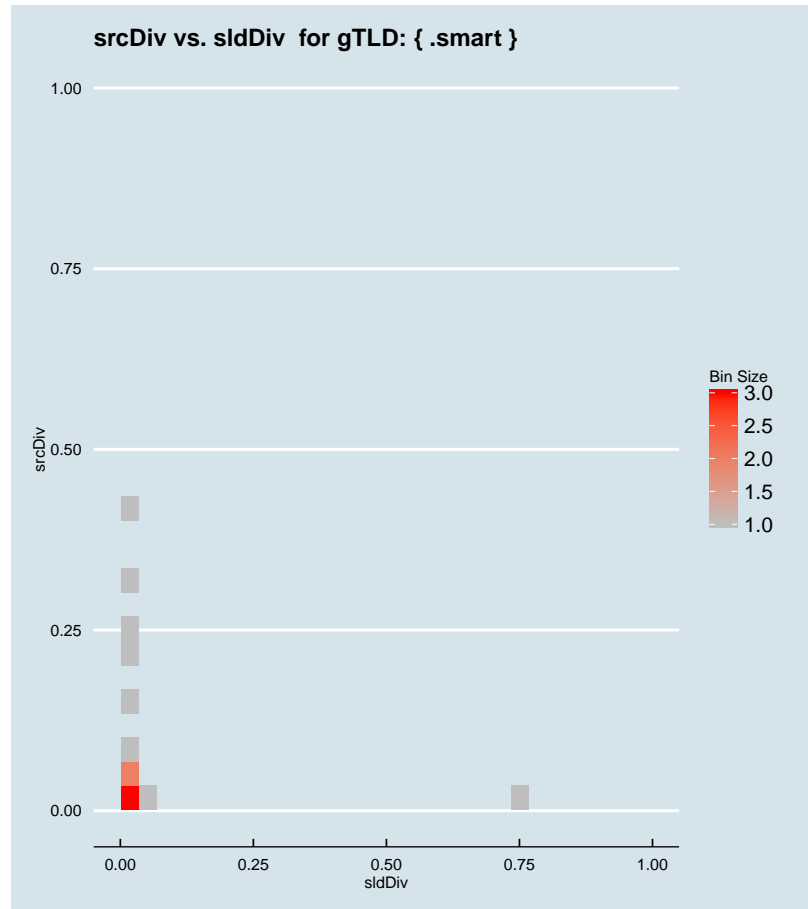


Figure 2.1536: Binned scatter-plot of srcDiv and sldDiv for gTLD: { .smart }.

## :: 2.1059 Representative SLDs for gTLD: { .smile }

In this section, we collect representative SLDs related to gTLD: 'smile'. We found 8 unique SLDs after filtering. A total of 51348 records were considered representative and they are 82.969% of the gTLD dump. Since the total number of records for this gTLD is 51348, there are 0 non-representative records (NRep). In addition, this set comprises 2.1E-5 of the entire data-set. Table 2.769 shows the corresponding SLDs ordered by the level of importance. Figure 2.1537 shows the record count (PPM) for each representative SLD. Figure 2.1538 shows the binned scatter-plot of srcDiv and sldDiv.

► { .smile }  
Total SLDs: 8  
a-sldDiv: 82.969%  
a-oR: 0.002%  
NRep: 0



Individual SLD descriptors for gTLD: {smile}										
SLD	count	sldDiv	$\phi$ -sldDiv	ipcount	srcDiv	$\phi$ -srcDiv	oR	a-srcDiv	a-oR	rem
INCATB	0.033	0.532	1.000	6.66E-4	0.020	0.001	1.35E-5	0.532	1.35E-5	18399
INVALID	0.005	0.079	1.000	6.25E-4	0.128	0.024	2E-6	0.611	1.55E-5	13508
RANDOM13	0.004	0.061	1.000	4.83E-4	0.128	0.024	1.55E-6	0.672	1.71E-5	9731
RANDOM10	0.003	0.046	1.000	4.78E-4	0.167	0.037	1.17E-6	0.719	1.82E-5	6874
wpad	0.002	0.038	1.000	7.17E-4	0.303	0.078	9.69E-7	0.757	1.92E-5	4509
isatap	0.002	0.027	0.999	6.22E-4	0.370	0.102	6.89E-7	0.784	1.99E-5	2828
INCATC	0.002	0.025	0.999	4.62E-4	0.304	0.078	6.24E-7	0.809	2.05E-5	1306
INCATE	0.001	0.021	0.999	7.51E-4	0.575	0.190	5.35E-7	0.830	2.1E-5	0

Table 2.769: Top 8 most significant SLDs for gTLD 'smile'. The SLD list holds 82.969% of the entries found in the gTLD and 2.1E-5 of the total number of entries for the entire experiment. **count** represents the number of records found for the SLD (in parts per million). **sldDiv** is the raw count divided by the number of records of this gTLD dump file. **oR** is the ratio of raw count to the total number of records of the experiment.  **$\phi$ -sldDiv** represents the  $\phi$  percentile of sldDiv on the entire data-set. **a-srcDiv** is the cumulative srcDiv variable. **a-oR** is the cumulative oR.

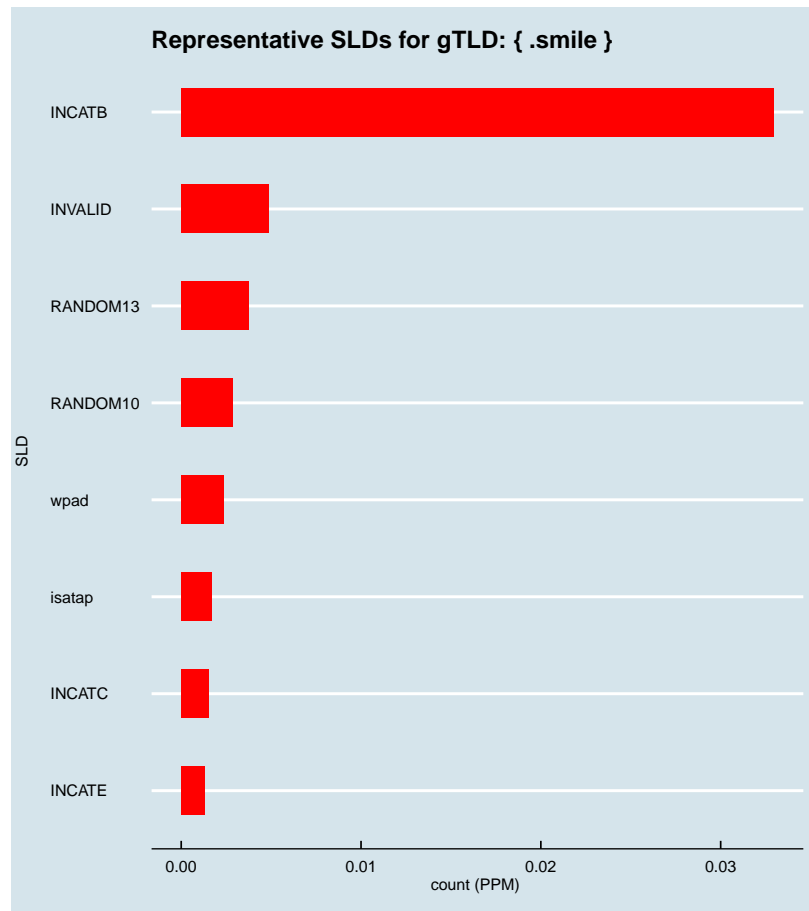


Figure 2.1537: Representative SLDs for gTLD: { .smile }. The x axis displays number of times (in parts per million) the corresponding SLD (y axis) was found in the gTLD.

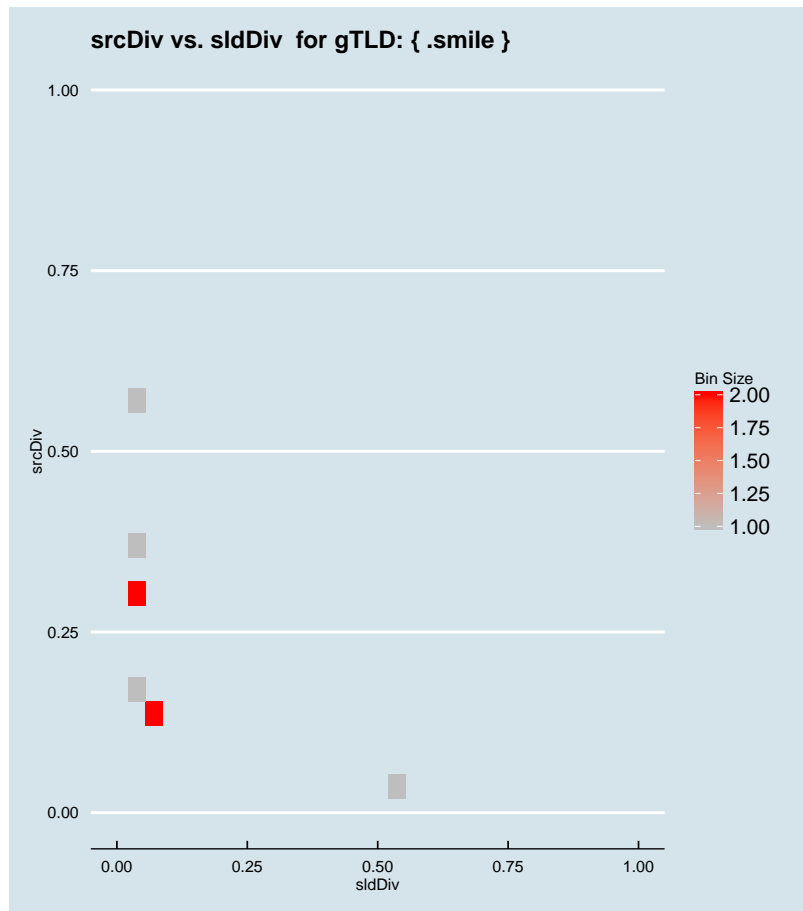


Figure 2.1538: Binned scatter-plot of srcDiv and sldDiv for gTLD: { .smile}.

### :: 2.1060 Representative SLDs for gTLD: { .snCF }

In this section, we collect representative SLDs related to gTLD: 'snCF'. We found 1 unique SLDs after filtering. A total of 1415 records were considered representative and they are 29.708% of the gTLD dump. Since the total number of records for this gTLD is 1415, there are 0 non-representative records (NRep). In addition, this set comprises 5.8E-7 of the entire data-set. Table 2.770 shows the corresponding SLDs ordered by the level of importance. Figure 2.1539 shows the record count (PPM) for each representative SLD. Figure 2.1540 shows the binned scatter-plot of srcDiv and sldDiv.

► { .snCF }  
 Total SLDs: 1  
 a-sldDiv: 29.708%  
 a-oR: 0.000%  
 NRep: 0

Individual SLD descriptors for gTLD: {snf}										
SLD	count	sldDiv	$\phi$ -sldDiv	ipcount	srcDiv	$\phi$ -srcDiv	oR	a-srcDiv	a-oR	rem
INCATE	0.001	0.297	1.000	6.91E-4	0.488	0.130	5.8E-7	0.297	5.8E-7	0

Table 2.770: Top 1 most significant SLDs for gTLD 'snf'. The SLD list holds 29.708% of the entries found in the gTLD and 5.8E-7 of the total number of entries for the entire experiment. **count** represents the number of records found for the SLD (in parts per million). **sldDiv** is the raw count divided by the number of records of this gTLD dump file. **oR** is the ratio of raw count to the total number of records of the experiment.  $\phi$ -**sldDiv** represents the  $\phi$  percentile of sldDiv on the entire data-set. **a-srcDiv** is the cumulative srcDiv variable. **a-oR** is the cumulative oR.




Figure 2.1539: Representative SLDs for gTLD: { .snCF}. The *x* axis displays number of times (in parts per million) the corresponding SLD (*y* axis) was found in the gTLD.

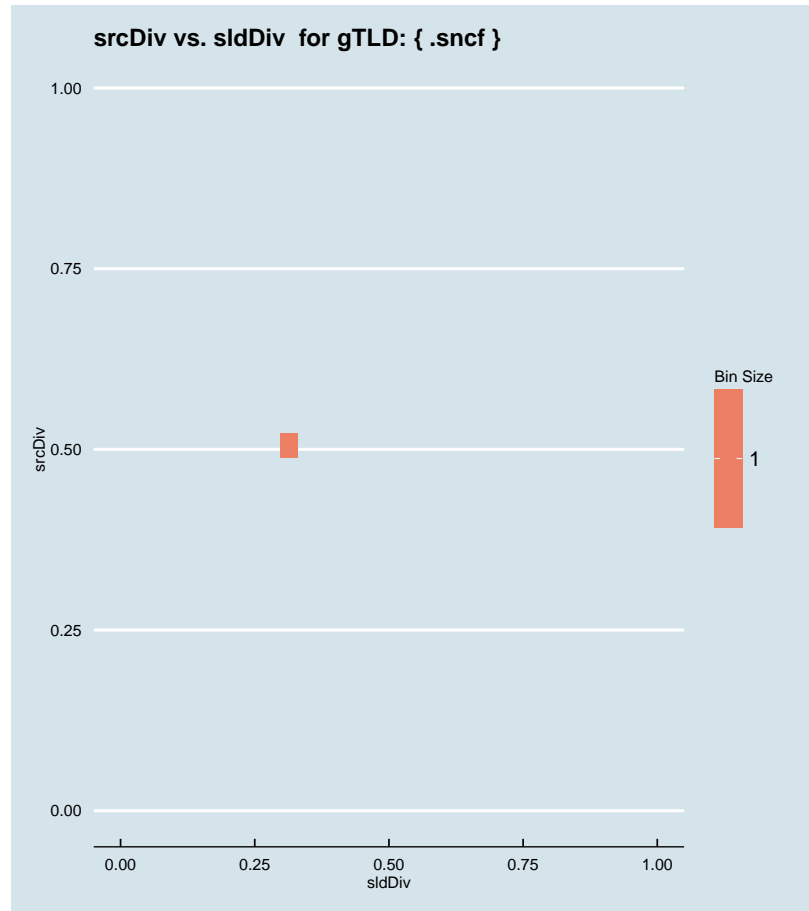


Figure 2.1540: Binned scatter-plot of srcDiv and sldDiv for gTLD: { .snCF }.

### :: 2.1061 Representative SLDs for gTLD: { .soccer }

In this section, we collect representative SLDs related to gTLD: 'soccer'. We found 2 unique SLDs after filtering. A total of 3941 records were considered representative and they are 34.787% of the gTLD dump. Since the total number of records for this gTLD is 3941, there are 0 non-representative records (NRep). In addition, this set comprises 1.62E-6 of the entire data-set. Table 2.771 shows the corresponding SLDs ordered by the level of importance. Figure 2.1541 shows the record count (PPM) for each representative SLD. Figure 2.1542 shows the binned scatter-plot of srcDiv and sldDiv.

► { .soccer }  
Total SLDs: 2  
a-sldDiv: 34.787%  
a-oR: 0.000%  
NRep: 0



Individual SLD descriptors for gTLD: {.soccer}										
SLD	count	sldDiv	$\phi$ -sldDiv	ipcount	srcDiv	$\phi$ -srcDiv	oR	a-srcDiv	a-oR	rem
INVALID	0.002	0.204	1.000	1.88E-4	0.082	0.012	9.45E-7	0.204	9.45E-7	1635
INCATE	0.002	0.144	1.000	9.56E-4	0.585	0.191	6.7E-7	0.348	1.62E-6	0

Table 2.771: Top 2 most significant SLDs for gTLD 'soccer'. The SLD list holds 34.787% of the entries found in the gTLD and 1.62E-6 of the total number of entries for the entire experiment. **count** represents the number of records found for the SLD (in parts per million). **sldDiv** is the raw count divided by the number of records of this gTLD dump file. **oR** is the ratio of raw count to the total number of records of the experiment.  $\phi$ -**sldDiv** represents the  $\phi$  percentile of sldDiv on the entire data-set. **a-srcDiv** is the cumulative srcDiv variable. **a-oR** is the cumulative oR.



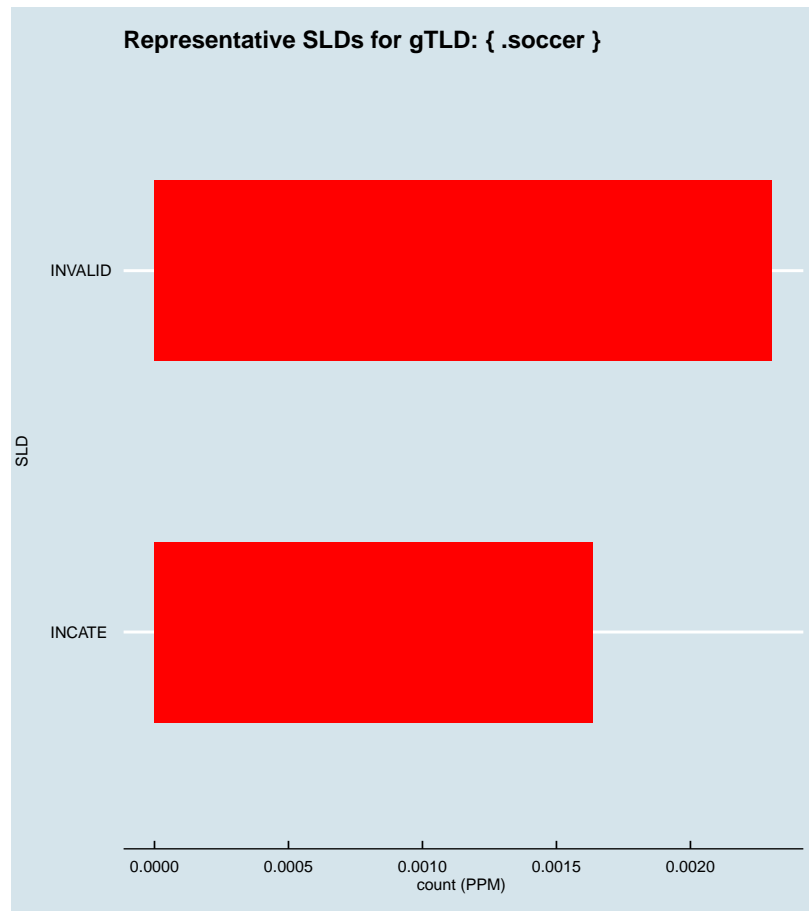


Figure 2.1541: Representative SLDs for gTLD: { .soccer}. The  $x$  axis displays number of times (in parts per million) the corresponding SLD ( $y$  axis) was found in the gTLD.

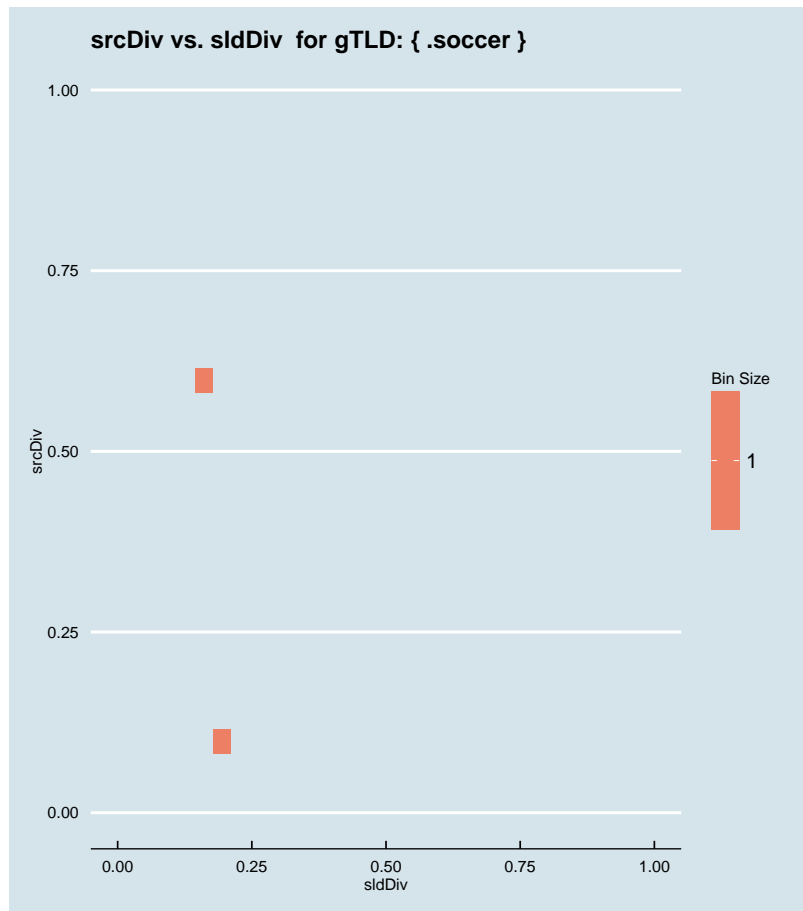


Figure 2.1542: Binned scatter-plot of srcDiv and sldDiv for gTLD: { .soccer }.

### :: 2.1062 Representative SLDs for gTLD: { .social }

In this section, we collect representative SLDs related to gTLD: 'social'. We found 8 unique SLDs after filtering. A total of 28919 records were considered representative and they are 72.435% of the gTLD dump. Since the total number of records for this gTLD is 28919, there are 0 non-representative records (NRep). In addition, this set comprises  $1.19E-5$  of the entire data-set. Table 2.772 shows the corresponding SLDs ordered by the level of importance. Figure 2.1543 shows the record count (PPM) for each representative SLD. Figure 2.1544 shows the binned scatter-plot of srcDiv and sldDiv.

► { .social }  
 Total SLDs: 8  
 a-sldDiv: 72.435%  
 a-oR: 0.001%  
 NRep: 0

Individual SLD descriptors for gTLD: {social}										
SLD	count	sldDiv	$\phi$ -sldDiv	ipcount	srcDiv	$\phi$ -srcDiv	oR	a-srcDiv	a-oR	rem
INCATB	0.007	0.174	1.000	6.73E-4	0.097	0.016	2.84E-6	0.174	2.84E-6	21982
INCATF	0.005	0.137	1.000	4.51E-4	0.083	0.013	2.23E-6	0.310	5.08E-6	16531
previdenci...	0.005	0.128	1.000	3.11E-4	0.061	0.008	2.1E-6	0.438	7.17E-6	11416
RANDOM13	0.005	0.114	1.000	4.64E-4	0.102	0.018	1.87E-6	0.553	9.04E-6	6855
RANDOM10	0.002	0.052	1.000	3.41E-4	0.163	0.034	8.56E-7	0.605	9.9E-6	4767
INCATD	0.002	0.043	1.000	1.22E-4	0.072	0.011	6.97E-7	0.648	1.06E-5	3065
INVALID	0.002	0.042	1.000	1.98E-4	0.118	0.022	6.87E-7	0.690	1.13E-5	1388
jaden	0.001	0.035	1.000	4.4E-5	0.032	0.003	5.69E-7	0.724	1.19E-5	0

Table 2.772: Top 8 most significant SLDs for gTLD 'social'. The SLD list holds 72.435% of the entries found in the gTLD and 1.19E-5 of the total number of entries for the entire experiment. **count** represents the number of records found for the SLD (in parts per million). **sldDiv** is the raw count divided by the number of records of this gTLD dump file. **oR** is the ratio of raw count to the total number of records of the experiment.  **$\phi$ -sldDiv** represents the  $\phi$  percentile of sldDiv on the entire data-set. **a-srcDiv** is the cumulative srcDiv variable. **a-oR** is the cumulative oR.

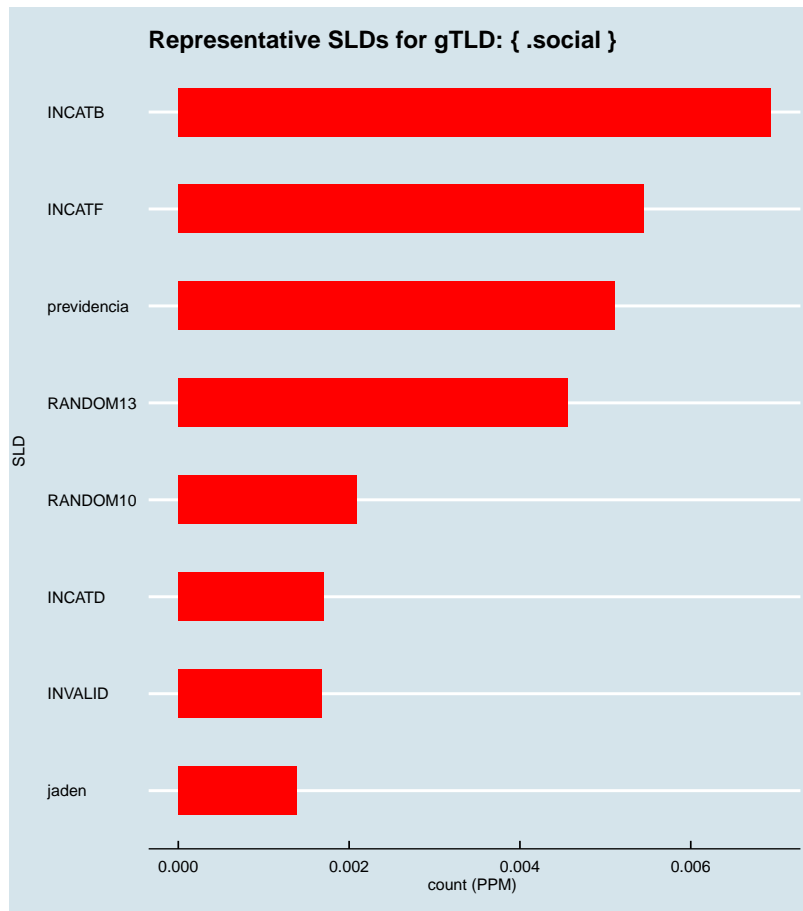


Figure 2.1543: Representative SLDs for gTLD: { .social}. The *x* axis displays number of times (in parts per million) the corresponding SLD (*y* axis) was found in the gTLD.

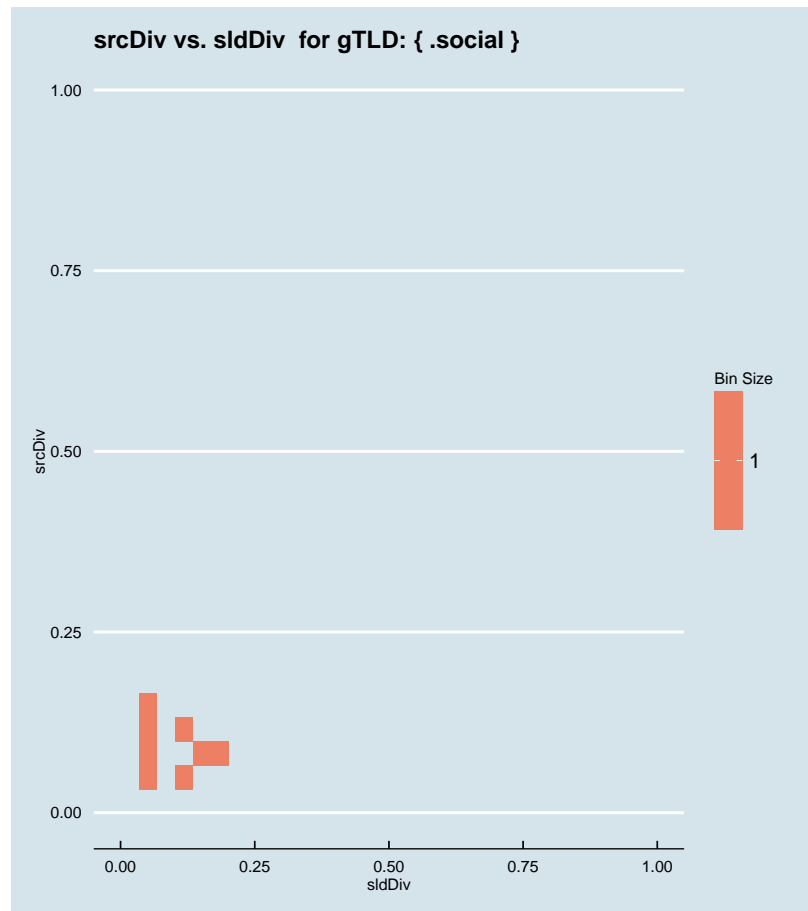


Figure 2.1544: Binned scatter-plot of srcDiv and sldDiv for gTLD: { .social}.

### :: 2.1063 Representative SLDs for gTLD: { .softbank }

In this section, we collect representative SLDs related to gTLD: 'softbank'. We found 4 unique SLDs after filtering. A total of 33087 records were considered representative and they are 91.639% of the gTLD dump. Since the total number of records for this gTLD is 33087, there are 0 non-representative records (NRep). In addition, this set comprises 1.36E-5 of the entire data-set. Table 2.773 shows the corresponding SLDs ordered by the level of importance. Figure 2.1545 shows the record count (PPM) for each representative SLD. Figure 2.1546 shows the binned scatter-plot of srcDiv and sldDiv.

► { .softbank }  
Total SLDs: 4  
a-sldDiv: 91.639%  
a-oR: 0.001%  
NRep: 0



Individual SLD descriptors for gTLD: {softbank}										
SLD	count	sldDiv	$\phi$ -sldDiv	ipcount	srcDiv	$\phi$ -srcDiv	oR	a-srcDiv	a-oR	rem
SHORTSLD	0.027	0.758	1.000	0.008	0.283	0.071	1.12E-5	0.758	1.12E-5	5720
INCATF	0.003	0.076	1.000	4.16E-4	0.152	0.031	1.12E-6	0.834	1.23E-5	2975
RANDOM13	0.002	0.045	1.000	3.69E-4	0.229	0.054	6.61E-7	0.879	1.3E-5	1363
INVALID	0.001	0.038	1.000	3.32E-4	0.244	0.057	5.59E-7	0.916	1.36E-5	0

Table 2.773: Top 4 most significant SLDs for gTLD 'softbank'. The SLD list holds 91.639% of the entries found in the gTLD and 1.36E-5 of the total number of entries for the entire experiment. **count** represents the number of records found for the SLD (in parts per million). **sldDiv** is the raw count divided by the number of records of this gTLD dump file. **oR** is the ratio of raw count to the total number of records of the experiment.  $\phi$ -**sldDiv** represents the  $\phi$  percentile of sldDiv on the entire data-set. **a-srcDiv** is the cumulative srcDiv variable. **a-oR** is the cumulative oR.

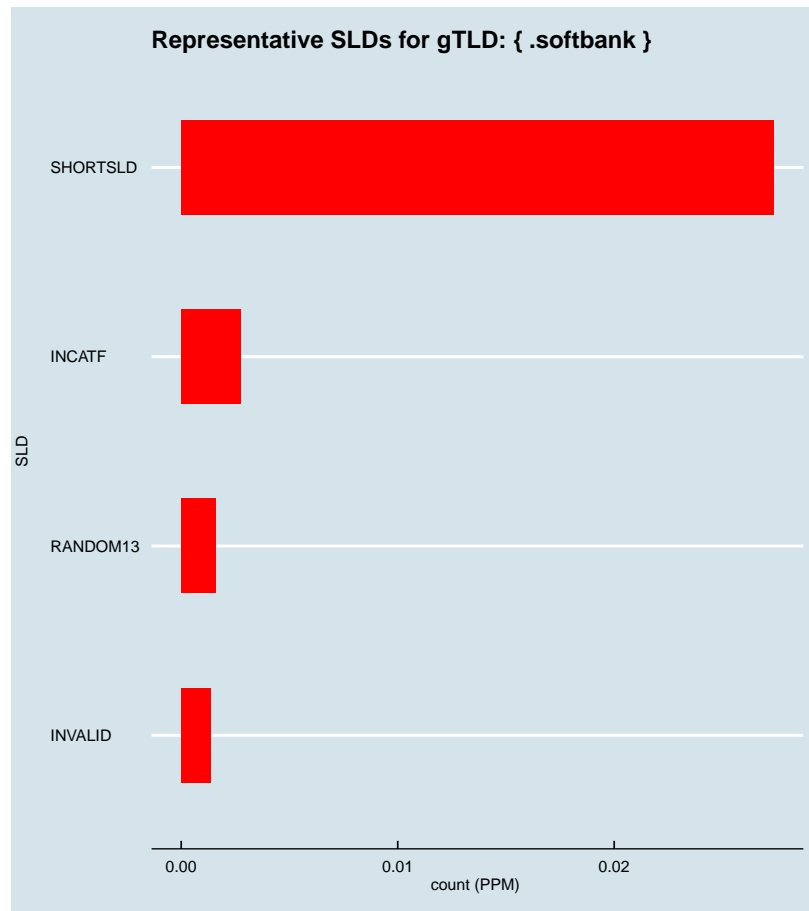


Figure 2.1545: Representative SLDs for gTLD: { .softbank }. The x axis displays number of times (in parts per million) the corresponding SLD (y axis) was found in the gTLD.

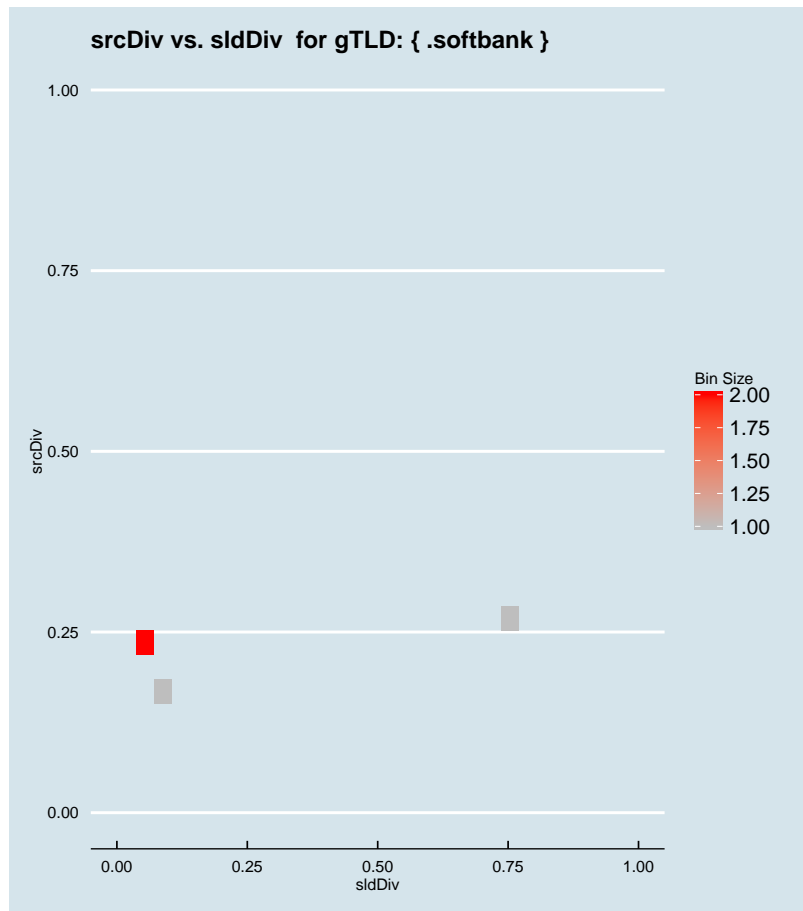


Figure 2.1546: Binned scatter-plot of srcDiv and sldDiv for gTLD: { .softbank }.

### :: 2.1064 Representative SLDs for gTLD: { .software }

In this section, we collect representative SLDs related to gTLD: 'software'. We found 7 unique SLDs after filtering. A total of 37350 records were considered representative and they are 65.438% of the gTLD dump. Since the total number of records for this gTLD is 37350, there are 0 non-representative records (NRep). In addition, this set comprises  $1.53E-5$  of the entire data-set. Table 2.774 shows the corresponding SLDs ordered by the level of importance. Figure 2.1547 shows the record count (PPM) for each representative SLD. Figure 2.1548 shows the binned scatter-plot of srcDiv and sldDiv.

► { .software }  
 Total SLDs: 7  
 a-sldDiv: 65.438%  
 a-oR: 0.002%  
 NRep: 0



Individual SLD descriptors for gTLD: {software}										
SLD	count	sldDiv	$\phi$ -sldDiv	ipcount	srcDiv	$\phi$ -srcDiv	oR	a-srcDiv	a-oR	rem
INCATB	0.015	0.258	1.000	9.68E-4	0.066	0.009	6.03E-6	0.258	6.03E-6	22630
INCATF	0.011	0.184	1.000	7.9E-4	0.075	0.011	4.31E-6	0.442	1.03E-5	12125
RANDOM13	0.005	0.087	1.000	5.24E-4	0.106	0.018	2.03E-6	0.529	1.24E-5	7179
INVALID	0.003	0.046	1.000	4.14E-4	0.159	0.033	1.07E-6	0.574	1.34E-5	4569
RANDOM10	0.002	0.031	1.000	4.08E-4	0.231	0.055	7.24E-7	0.605	1.42E-5	2802
INCATC	0.001	0.026	0.999	5.77E-4	0.390	0.106	6.07E-7	0.631	1.48E-5	1321
municipal	0.001	0.023	0.999	7.2E-5	0.055	0.007	5.41E-7	0.654	1.53E-5	0

Table 2.774: Top 7 most significant SLDs for gTLD 'software'. The SLD list holds 65.438% of the entries found in the gTLD and 1.53E-5 of the total number of entries for the entire experiment. **count** represents the number of records found for the SLD (in parts per million). **sldDiv** is the raw count divided by the number of records of this gTLD dump file. **oR** is the ratio of raw count to the total number of records of the experiment.  **$\phi$ -sldDiv** represents the  $\phi$  percentile of sldDiv on the entire data-set. **a-srcDiv** is the cumulative srcDiv variable. **a-oR** is the cumulative oR.

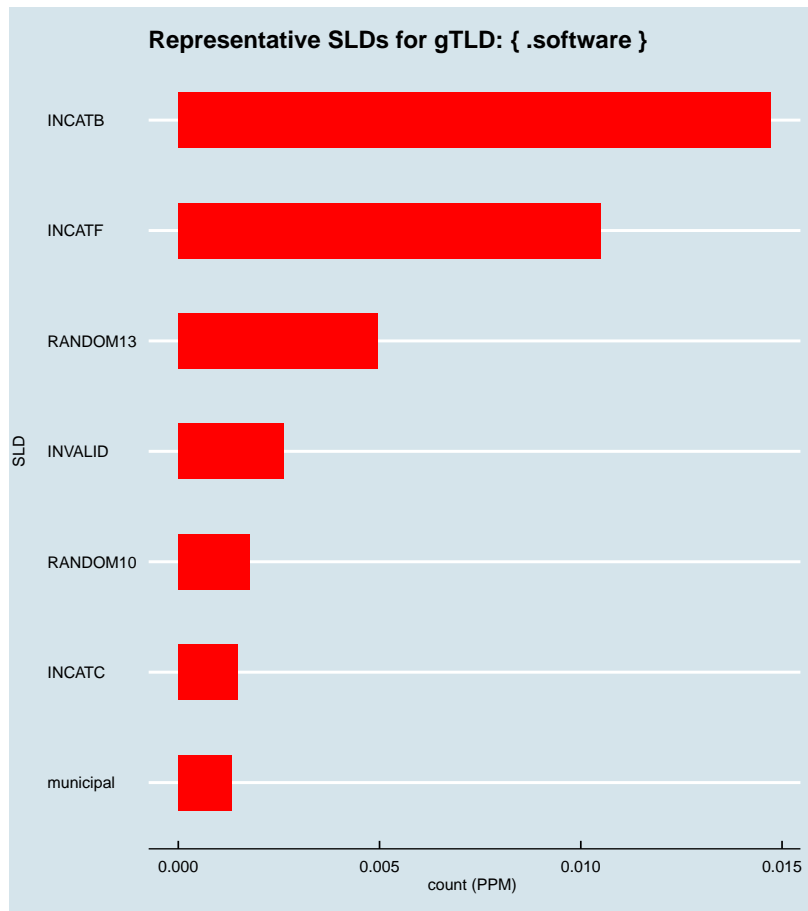


Figure 2.1547: Representative SLDs for gTLD: { .software }. The x axis displays number of times (in parts per million) the corresponding SLD (y axis) was found in the gTLD.

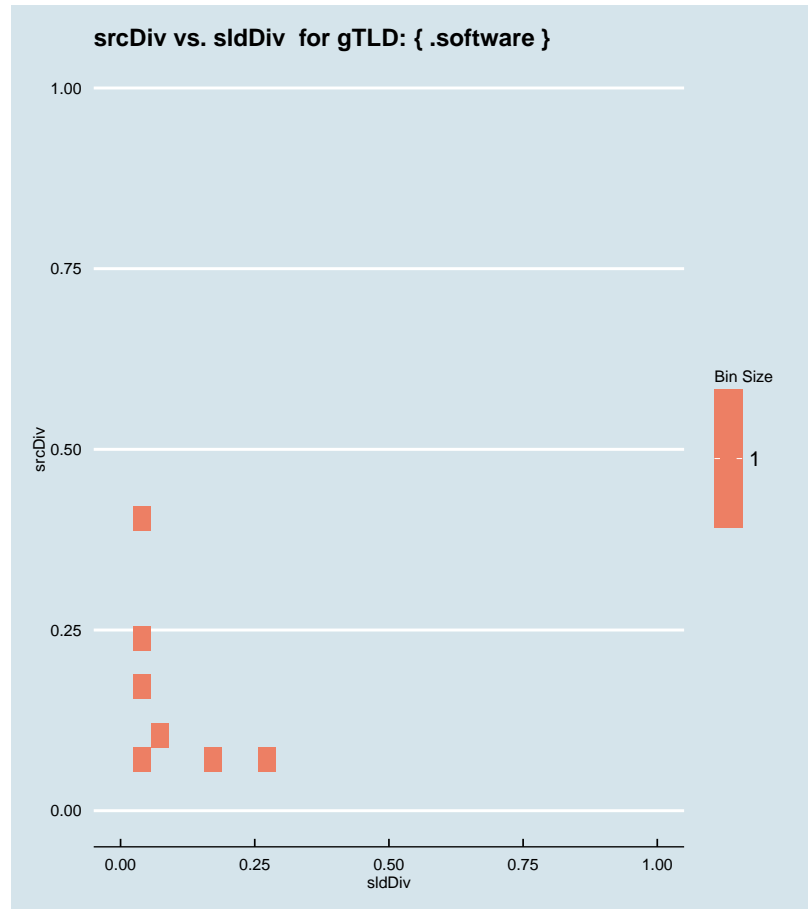


Figure 2.1548: Binned scatter-plot of srcDiv and sldDiv for gTLD: { .software }.

### :: 2.1065 Representative SLDs for gTLD: { .sohu }

In this section, we collect representative SLDs related to gTLD: 'sohu'. We found 7 unique SLDs after filtering. A total of 168673 records were considered representative and they are 92.280% of the gTLD dump. Since the total number of records for this gTLD is 168673, there are 0 non-representative records (NRep). In addition, this set comprises 6.91E-5 of the entire data-set. Table 2.775 shows the corresponding SLDs ordered by the level of importance. Figure 2.1549 shows the record count (PPM) for each representative SLD. Figure 2.1550 shows the binned scatter-plot of srcDiv and sldDiv.

► { .sohu }  
Total SLDs: 7  
a-sldDiv: 92.280%  
a-oR: 0.007%  
NRep: 0

Individual SLD descriptors for gTLD: {sohu}										
SLD	count	sldDiv	$\phi$ -sldDiv	ipcount	srcDiv	$\phi$ -srcDiv	oR	a-srcDiv	a-oR	rem
INCATC	0.148	0.810	1.000	0.019	0.128	0.024	6.07E-5	0.810	6.07E-5	20622
INCATB	0.006	0.031	1.000	0.001	0.225	0.053	2.36E-6	0.841	6.3E-5	14872
INCATE	0.005	0.029	0.999	0.002	0.415	0.115	2.14E-6	0.870	6.52E-5	9654
SHORTSLD	0.005	0.027	0.999	0.002	0.326	0.081	1.99E-6	0.897	6.72E-5	4801
b2b	0.002	0.012	0.999	6.74E-4	0.307	0.078	9E-7	0.909	6.81E-5	2604
INVALID	0.001	0.007	0.999	1.7E-4	0.128	0.024	5.46E-7	0.916	6.86E-5	1271
smtp	0.001	0.007	0.999	1.1E-4	0.087	0.014	5.21E-7	0.923	6.91E-5	0

Table 2.775: Top 7 most significant SLDs for gTLD 'sohu'. The SLD list holds 92.280% of the entries found in the gTLD and 6.91E-5 of the total number of entries for the entire experiment. **count** represents the number of records found for the SLD (in parts per million). **sldDiv** is the raw count divided by the number of records of this gTLD dump file. **oR** is the ratio of raw count to the total number of records of the experiment.  $\phi$ -**sldDiv** represents the  $\phi$  percentile of sldDiv on the entire data-set. **a-srcDiv** is the cumulative srcDiv variable. **a-oR** is the cumulative oR.

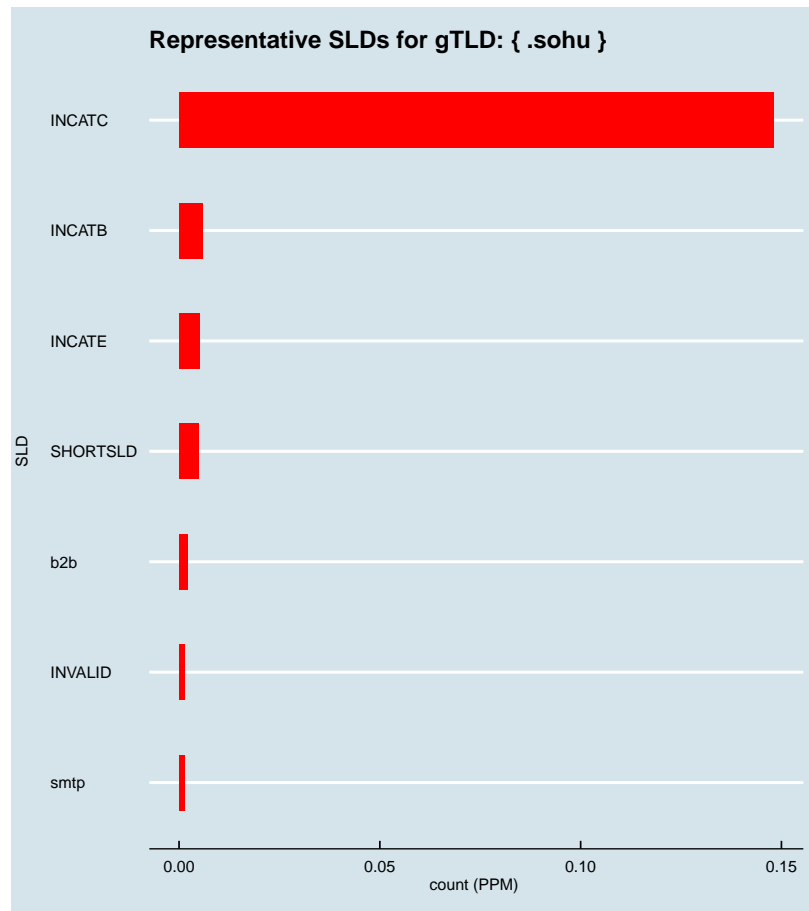


Figure 2.1549: Representative SLDs for gTLD: { .sohu }. The  $x$  axis displays number of times (in parts per million) the corresponding SLD ( $y$  axis) was found in the gTLD.

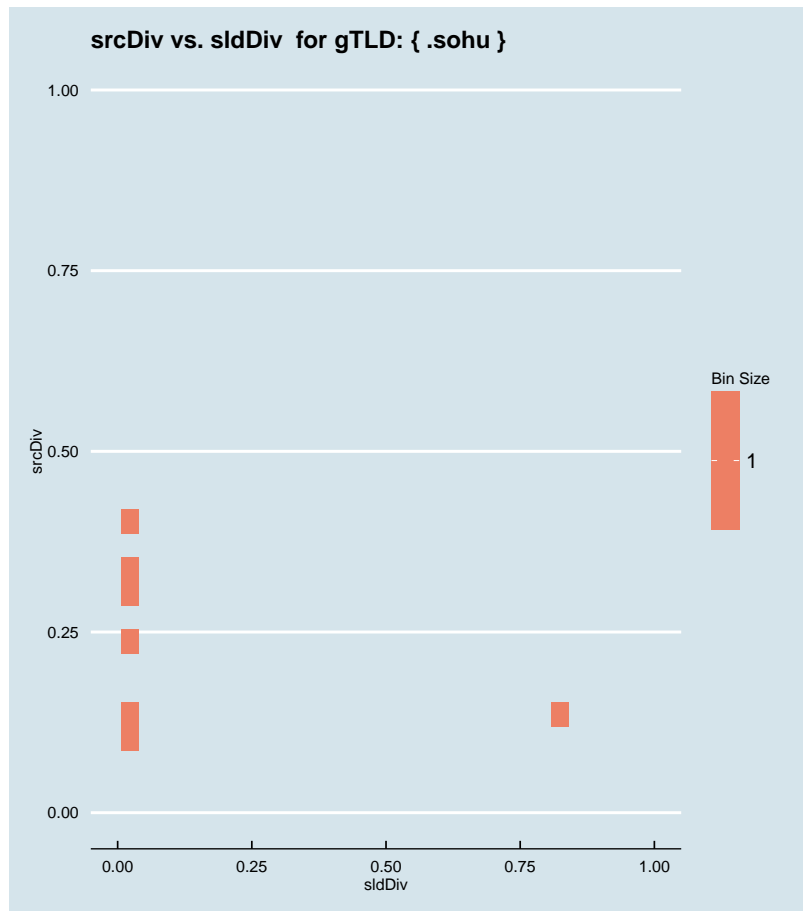


Figure 2.1550: Binned scatter-plot of srcDiv and sldDiv for gTLD: { .sohu }.

### :: 2.1066 Representative SLDs for gTLD: { .solar }

In this section, we collect representative SLDs related to gTLD: 'solar'. We found 14 unique SLDs after filtering. A total of 92771 records were considered representative and they are 78.977% of the gTLD dump. Since the total number of records for this gTLD is 92771, there are 0 non-representative records (NRep). In addition, this set comprises 3.8E-5 of the entire data-set. Table 2.776 shows the corresponding SLDs ordered by the level of importance. Figure 2.1551 shows the record count (PPM) for each representative SLD. Figure 2.1552 shows the binned scatter-plot of srcDiv and sldDiv.

► { .solar }  
 Total SLDs: 14  
 a-sldDiv: 78.977%  
 a-oR: 0.004%  
 NRep: 0

Individual SLD descriptors for gTLD: {.solar}										
SLD	count	sldDiv	$\phi$ -sldDiv	ipcount	srcDiv	$\phi$ -srcDiv	oR	a-srcDiv	a-oR	rem
INVALID	0.020	0.172	1.000	0.002	0.076	0.011	8.27E-6	0.172	8.27E-6	72597
INCATB	0.019	0.164	1.000	0.001	0.076	0.011	7.91E-6	0.336	1.62E-5	53297
etf	0.008	0.069	1.000	4.6E-4	0.057	0.007	3.33E-6	0.405	1.95E-5	45177
RANDOM10	0.008	0.067	1.000	0.001	0.152	0.031	3.22E-6	0.472	2.27E-5	37314
INCATF	0.007	0.061	1.000	2.79E-4	0.039	0.004	2.96E-6	0.534	2.57E-5	30098
wpad	0.007	0.058	1.000	0.001	0.219	0.051	2.77E-6	0.591	2.85E-5	23339
RANDOM13	0.007	0.056	1.000	7.77E-4	0.118	0.022	2.69E-6	0.647	3.11E-5	16773
isatap	0.005	0.038	1.000	0.001	0.325	0.081	1.85E-6	0.685	3.3E-5	12267
INCATC	0.002	0.021	0.999	5.46E-4	0.221	0.051	1.01E-6	0.706	3.4E-5	9792
merkur	0.002	0.018	0.999	1.3E-5	0.006	2.53E-4	8.6E-7	0.724	3.49E-5	7694
vcextw2051...	0.002	0.018	0.999	6E-6	0.003	8.94E-5	8.53E-7	0.742	3.57E-5	5612
vcextw2010...	0.002	0.018	0.999	7E-6	0.003	1.12E-4	8.44E-7	0.760	3.66E-5	3552
vcextw2051...	0.002	0.018	0.999	6E-6	0.003	9.08E-5	8.43E-7	0.777	3.74E-5	1494
INCATD	0.001	0.013	0.999	2.85E-4	0.191	0.042	6.12E-7	0.790	3.8E-5	0

Table 2.776: Top 14 most significant SLDs for gTLD 'solar'. The SLD list holds 78.977% of the entries found in the gTLD and 3.8E-5 of the total number of entries for the entire experiment. **count** represents the number of records found for the SLD (in parts per million). **sldDiv** is the raw count divided by the number of records of this gTLD dump file. **oR** is the ratio of raw count to the total number of records of the experiment.  **$\phi$ -sldDiv** represents the  $\phi$  percentile of sldDiv on the entire data-set. **a-srcDiv** is the cumulative srcDiv variable. **a-oR** is the cumulative oR.

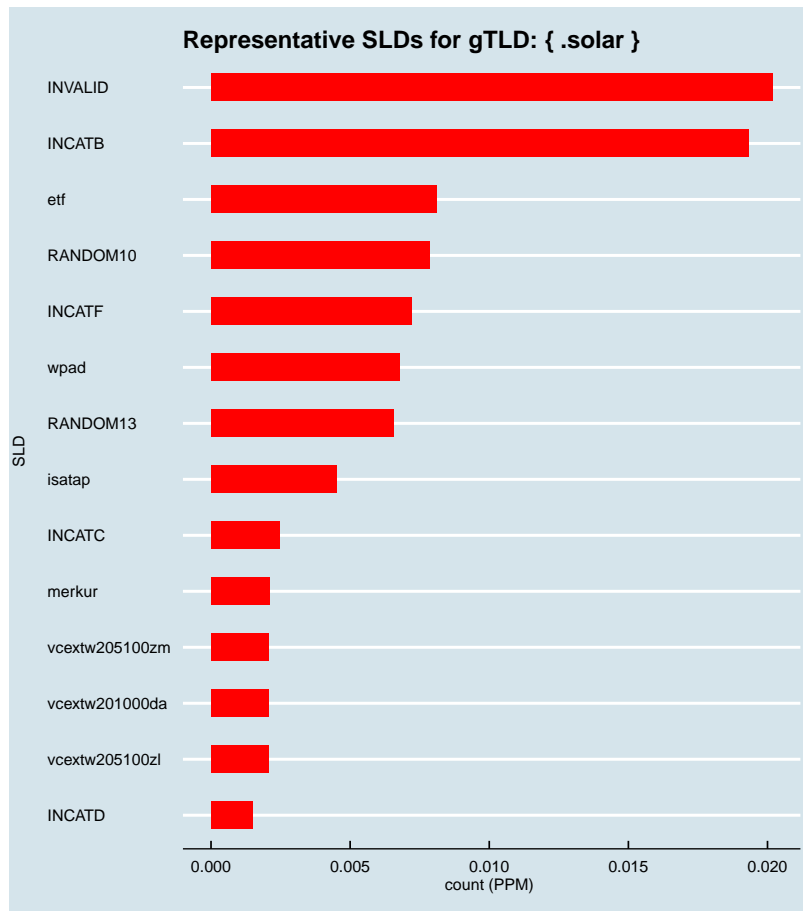


Figure 2.1551: Representative SLDs for gTLD: { .solar }. The *x* axis displays number of times (in parts per million) the corresponding SLD (*y* axis) was found in the gTLD.



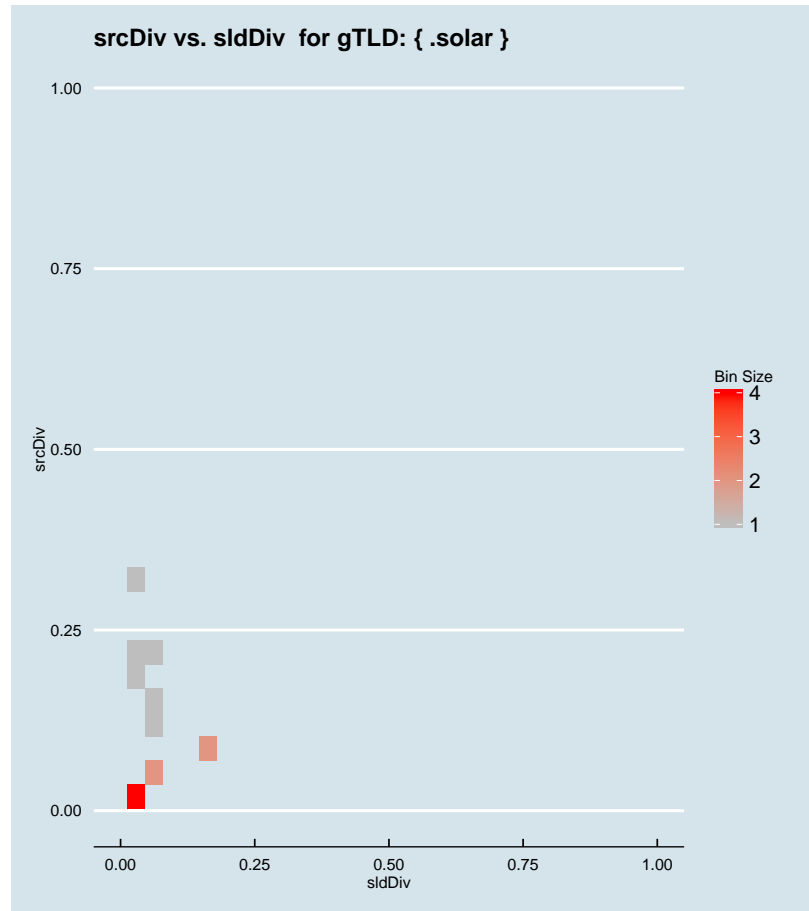


Figure 2.1552: Binned scatter-plot of srcDiv and sldDiv for gTLD: {.solar}.

### ∴ 2.1067 Representative SLDs for gTLD: {.solutions}

In this section, we collect representative SLDs related to gTLD: 'solutions'. We found 14 unique SLDs after filtering. A total of 89832 records were considered representative and they are 81.315% of the gTLD dump. Since the total number of records for this gTLD is 89832, there are 0 non-representative records (NRep). In addition, this set comprises 3.68E−5 of the entire data-set. Table 2.777 shows the corresponding SLDs ordered by the level of importance. Figure 2.1553 shows the record count (PPM) for each representative SLD. Figure 2.1554 shows the binned scatter-plot of srcDiv and sldDiv.

► {.solutions}  
Total SLDs: 14  
a-sldDiv: 81.315%  
a-oR: 0.004%  
NRep: 0

Individual SLD descriptors for gTLD: {solutions}										
SLD	count	sldDiv	$\phi$ -sldDiv	ipcount	srcDiv	$\phi$ -srcDiv	oR	a-srcDiv	a-oR	rem
INCATB	0.014	0.131	1.000	4.81E-4	0.033	0.003	5.94E-6	0.131	5.94E-6	75338
INVALID	0.014	0.130	1.000	6.33E-4	0.044	0.005	5.87E-6	0.261	1.18E-5	61023
RANDOM10	0.012	0.106	1.000	3.34E-4	0.029	0.002	4.78E-6	0.366	1.66E-5	49349
INCATF	0.012	0.104	1.000	0.001	0.097	0.016	4.72E-6	0.471	2.13E-5	37829
RANDOM13	0.010	0.093	1.000	4.9E-4	0.048	0.006	4.2E-6	0.564	2.55E-5	27571
INCATC	0.006	0.056	1.000	7.79E-4	0.126	0.024	2.54E-6	0.620	2.81E-5	21364
greyforth	0.006	0.054	1.000	1.1E-5	0.002	4.58E-5	2.43E-6	0.673	3.05E-5	15439
SHORTSLD	0.005	0.041	1.000	5.03E-4	0.110	0.019	1.87E-6	0.715	3.24E-5	10871
labor	0.003	0.023	0.999	3.55E-4	0.141	0.027	1.03E-6	0.738	3.34E-5	8346
INCATD	0.002	0.020	0.999	1.9E-4	0.085	0.013	9.12E-7	0.758	3.43E-5	6121
wpad	0.002	0.019	0.999	5.34E-4	0.256	0.066	8.55E-7	0.777	3.52E-5	4034
canon2ff74...	0.001	0.013	0.999	4E-6	0.003	8.67E-5	5.84E-7	0.790	3.57E-5	2609
isatap	0.001	0.012	0.999	3.34E-4	0.252	0.065	5.42E-7	0.802	3.63E-5	1286
ensai	0.001	0.012	0.999	7.7E-5	0.060	0.008	5.27E-7	0.813	3.68E-5	0

Table 2.777: Top 14 most significant SLDs for gTLD 'solutions'. The SLD list holds 81.315% of the entries found in the gTLD and 3.68E-5 of the total number of entries for the entire experiment. **count** represents the number of records found for the SLD (in parts per million). **sldDiv** is the raw count divided by the number of records of this gTLD dump file. **oR** is the ratio of raw count to the total number of records of the experiment.  **$\phi$ -sldDiv** represents the  $\phi$  percentile of sldDiv on the entire data-set. **a-srcDiv** is the cumulative srcDiv variable. **a-oR** is the cumulative oR.

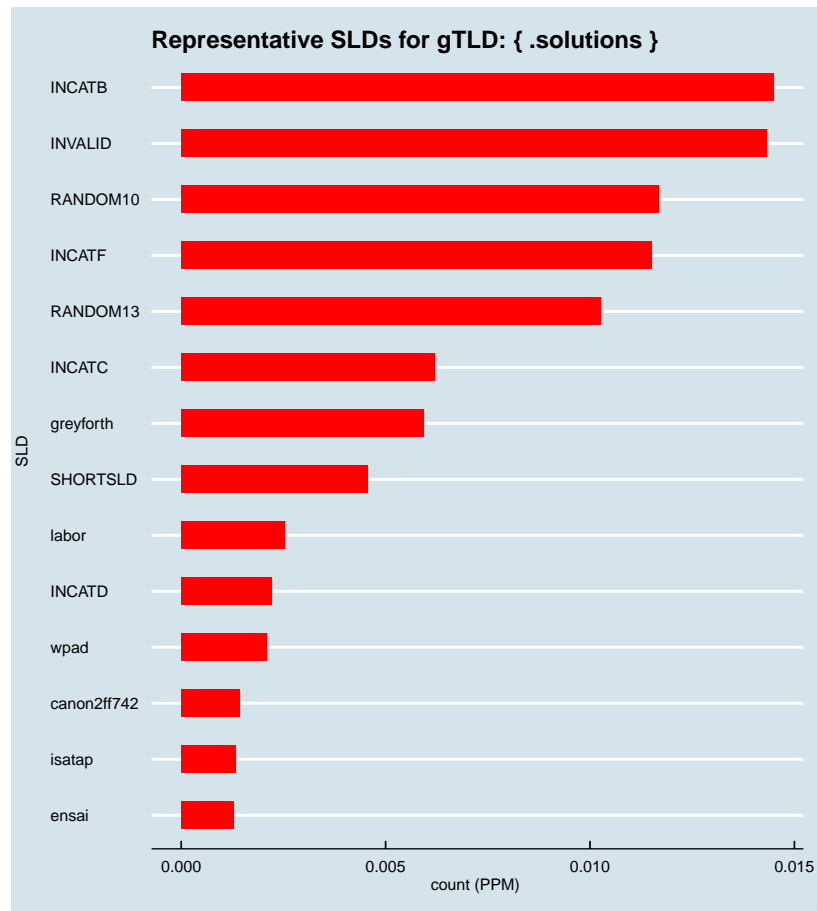


Figure 2.1553: Representative SLDs for gTLD: { .solutions }. The x axis displays number of times (in parts per million) the corresponding SLD (y axis) was found in the gTLD.

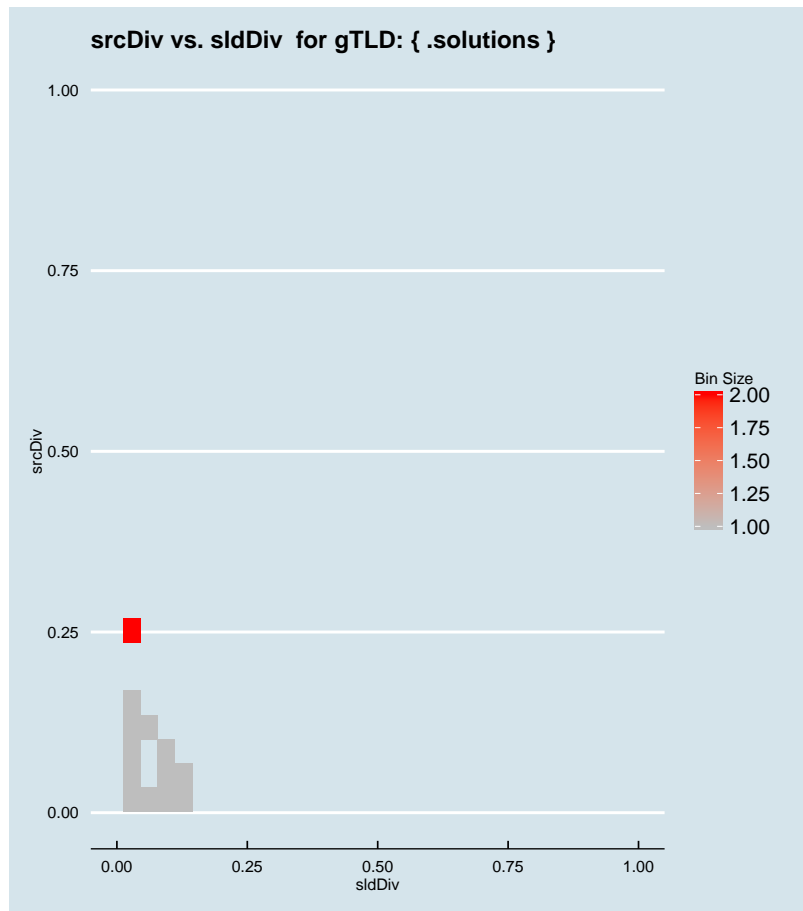


Figure 2.1554: Binned scatter-plot of srcDiv and sldDiv for gTLD: { .solutions }.

### :: 2.1068 Representative SLDs for gTLD: { .song }

In this section, we collect representative SLDs related to gTLD: 'song'. We found 8 unique SLDs after filtering. A total of 26644 records were considered representative and they are 59.400% of the gTLD dump. Since the total number of records for this gTLD is 26644, there are 0 non-representative records (NRep). In addition, this set comprises  $1.09E-5$  of the entire data-set. Table 2.778 shows the corresponding SLDs ordered by the level of importance. Figure 2.1555 shows the record count (PPM) for each representative SLD. Figure 2.1556 shows the binned scatter-plot of srcDiv and sldDiv.

► { .song }  
 Total SLDs: 8  
 a-sldDiv: 59.400%  
 a-oR: 0.001%  
 NRep: 0

Individual SLD descriptors for gTLD: {song}										
SLD	count	sldDiv	$\phi$ -sldDiv	ipcount	srcDiv	$\phi$ -srcDiv	oR	a-srcDiv	a-oR	rem
INCATB	0.009	0.209	1.000	0.002	0.164	0.034	3.84E-6	0.209	3.84E-6	17263
INVALID	0.004	0.090	1.000	4.56E-4	0.113	0.020	1.65E-6	0.299	5.5E-6	13229
INCATC	0.003	0.073	1.000	0.001	0.341	0.096	1.35E-6	0.372	6.85E-6	9940
INCATE	0.003	0.063	1.000	0.001	0.481	0.129	1.16E-6	0.435	8E-6	7116
SHORTSLD	0.002	0.046	1.000	7.02E-4	0.337	0.096	8.54E-7	0.482	8.86E-6	5032
RANDOM10	0.002	0.045	1.000	5E-4	0.249	0.057	8.25E-7	0.527	9.68E-6	3020
RANDOM13	0.002	0.034	1.000	3.75E-4	0.248	0.057	6.2E-7	0.560	1.03E-5	1508
wpad	0.002	0.034	1.000	5.05E-4	0.335	0.096	6.18E-7	0.594	1.09E-5	0

Table 2.778: Top 8 most significant SLDs for gTLD 'song'. The SLD list holds 59.400% of the entries found in the gTLD and 1.09E-5 of the total number of entries for the entire experiment. **count** represents the number of records found for the SLD (in parts per million). **sldDiv** is the raw count divided by the number of records of this gTLD dump file. **oR** is the ratio of raw count to the total number of records of the experiment.  **$\phi$ -sldDiv** represents the  $\phi$  percentile of sldDiv on the entire data-set. **a-srcDiv** is the cumulative srcDiv variable. **a-oR** is the cumulative oR.

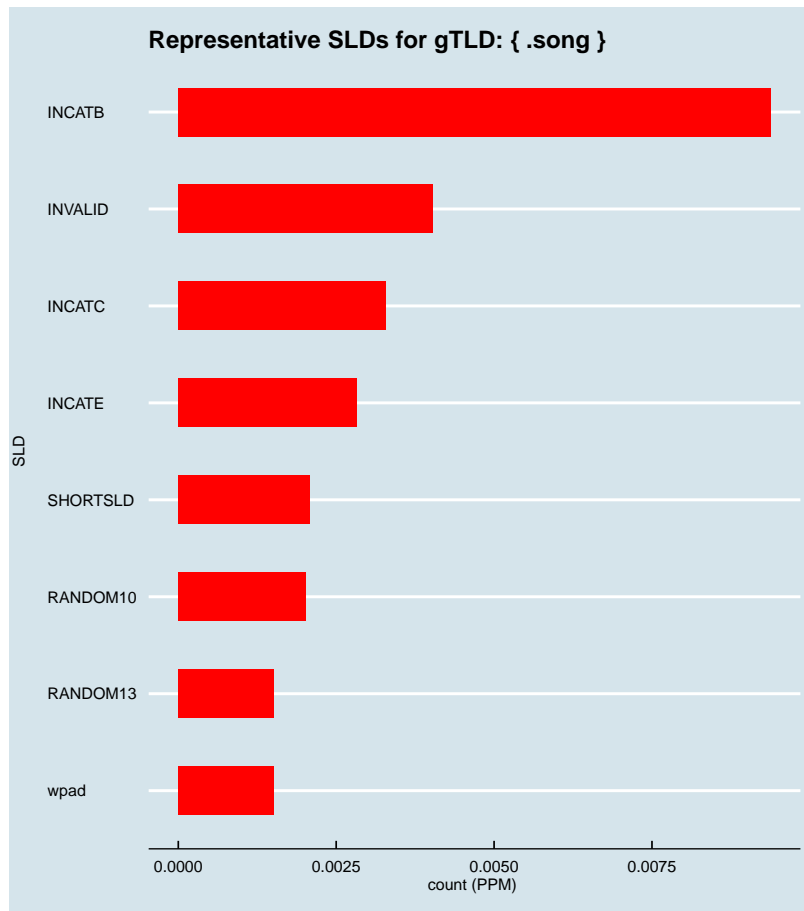


Figure 2.1555: Representative SLDs for gTLD: { .song}. The *x* axis displays number of times (in parts per million) the corresponding SLD (*y* axis) was found in the gTLD.

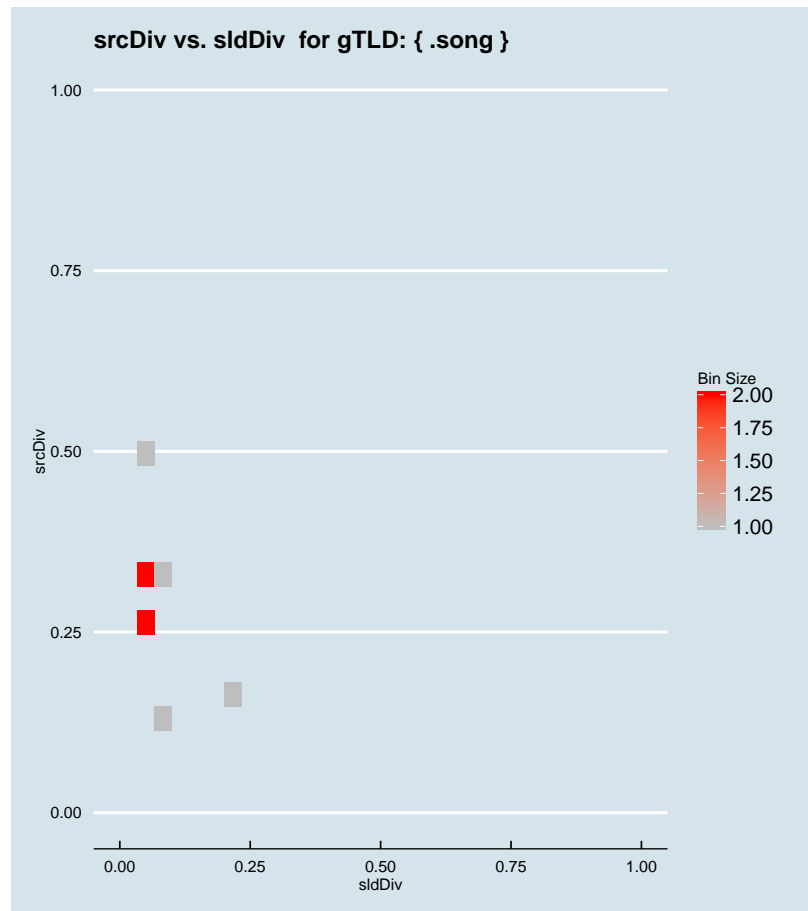


Figure 2.1556: Binned scatter-plot of srcDiv and sldDiv for gTLD: { .song}.

### :: 2.1069 Representative SLDs for gTLD: { .sony }

In this section, we collect representative SLDs related to gTLD: 'sony'. We found 25 unique SLDs after filtering. A total of 156269 records were considered representative and they are 81.256% of the gTLD dump. Since the total number of records for this gTLD is 156269, there are 0 non-representative records (NRep). In addition, this set comprises  $6.4E-5$  of the entire data-set. Table 2.779 shows the corresponding SLDs ordered by the level of importance. Figure 2.1557 shows the record count (PPM) for each representative SLD. Figure 2.1558 shows the binned scatter-plot of srcDiv and sldDiv.

► { .sony }  
Total SLDs: 25  
a-sldDiv: 81.256%  
a-oR: 0.006%  
NRep: 0

Individual SLD descriptors for gTLD: {sony}										
SLD	count	sldDiv	$\phi$ -sldDiv	ipcount	srcDiv	$\phi$ -srcDiv	oR	a-srcDiv	a-oR	rem
INCATB	0.031	0.161	1.000	0.004	0.116	0.021	1.27E-5	0.161	1.27E-5	125393
RANDOM10	0.028	0.144	1.000	0.003	0.105	0.018	1.13E-5	0.304	2.4E-5	97758
wpad	0.015	0.076	1.000	0.004	0.258	0.066	6.01E-6	0.380	3E-5	83098
isatap	0.011	0.058	1.000	0.003	0.298	0.076	4.59E-6	0.439	3.46E-5	71905
INCATC	0.011	0.056	1.000	0.003	0.258	0.066	4.45E-6	0.495	3.9E-5	61047
INVALID	0.010	0.053	1.000	0.001	0.107	0.019	4.2E-6	0.548	4.32E-5	50809
RANDOM13	0.010	0.050	1.000	8.09E-4	0.085	0.013	3.92E-6	0.598	4.71E-5	41240
INCATE	0.006	0.029	0.999	0.003	0.604	0.199	2.26E-6	0.627	4.94E-5	35736
proxypac	0.005	0.024	0.999	0.001	0.255	0.066	1.88E-6	0.651	5.13E-5	31139
atanhdenc0...	0.004	0.019	0.999	7.41E-4	0.199	0.043	1.53E-6	0.670	5.28E-5	27416
atanprt01	0.003	0.017	0.999	2.85E-4	0.085	0.013	1.37E-6	0.687	5.42E-5	24071
SHORTSLD	0.002	0.012	0.999	0.001	0.443	0.122	9.58E-7	0.700	5.51E-5	21734
vaio	0.002	0.011	0.999	2.59E-4	0.118	0.021	9.02E-7	0.711	5.6E-5	19532
INCATF	0.002	0.011	0.999	3.63E-4	0.169	0.037	8.82E-7	0.722	5.69E-5	17379
atanclmgmt...	0.002	0.010	0.999	2.74E-4	0.140	0.027	8.05E-7	0.732	5.77E-5	15415
atanepsec0...	0.002	0.010	0.999	3.36E-4	0.178	0.039	7.74E-7	0.742	5.85E-5	13526
atanav03	0.002	0.010	0.999	6.07E-4	0.331	0.082	7.51E-7	0.752	5.92E-5	11694
atanclmgmt...	0.002	0.009	0.999	1.9E-4	0.107	0.019	7.27E-7	0.761	6E-5	9920
atanpr01	0.002	0.009	0.999	5.8E-5	0.034	0.003	6.94E-7	0.770	6.07E-5	8226
sony-pc	0.002	0.008	0.999	1.48E-4	0.095	0.016	6.41E-7	0.778	6.13E-5	6663
INCATD	0.001	0.008	0.999	4.81E-4	0.322	0.081	6.13E-7	0.786	6.19E-5	5167
spe	0.001	0.007	0.999	7.94E-4	0.567	0.186	5.74E-7	0.793	6.25E-5	3766
rec1	0.001	0.007	0.999	1.8E-5	0.014	8.47E-4	5.26E-7	0.800	6.3E-5	2483
atanclmgmt...	0.001	0.007	0.999	1.87E-4	0.147	0.030	5.2E-7	0.806	6.35E-5	1214
atanml02	0.001	0.006	0.999	3.82E-4	0.315	0.080	4.98E-7	0.813	6.4E-5	0

Table 2.779: Top 25 most significant SLDs for gTLD 'sony'. The SLD list holds 81.256% of the entries found in the gTLD and 6.4E-5 of the total number of entries for the entire experiment. **count** represents the number of records found for the SLD (in parts per million). **sldDiv** is the raw count divided by the number of records of this gTLD dump file. **oR** is the ratio of raw count to the total number of records of the experiment.  **$\phi$ -sldDiv** represents the  $\phi$  percentile of sldDiv on the entire data-set. **a-srcDiv** is the cumulative srcDiv variable. **a-oR** is the cumulative oR.



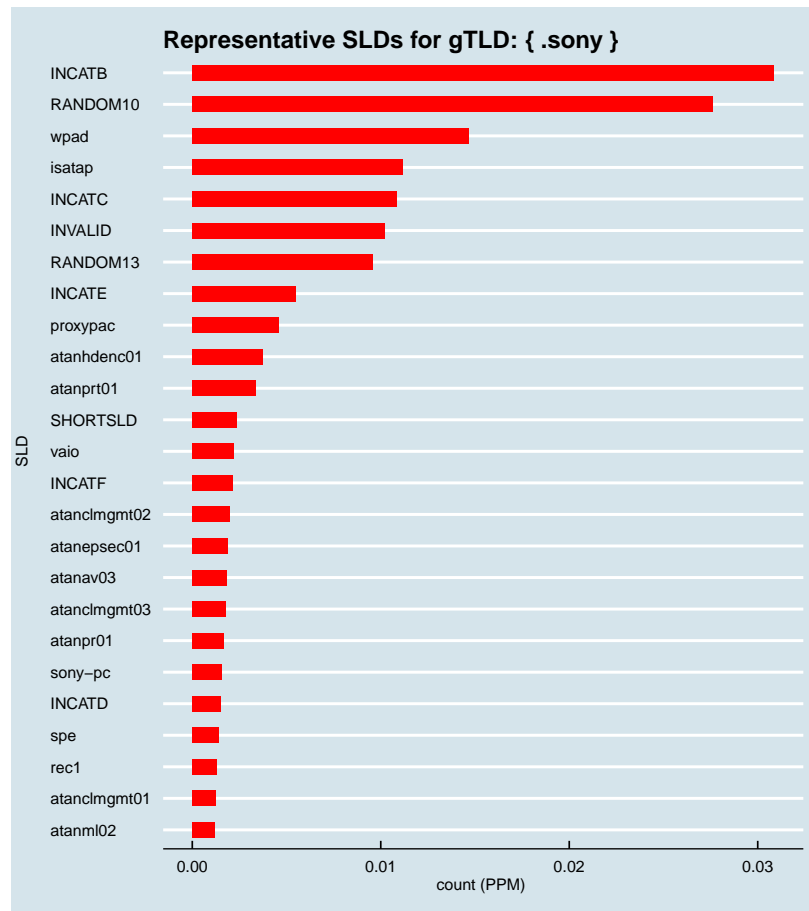


Figure 2.1557: Representative SLDs for gTLD: { .sony }. The  $x$  axis displays number of times (in parts per million) the corresponding SLD ( $y$  axis) was found in the gTLD.

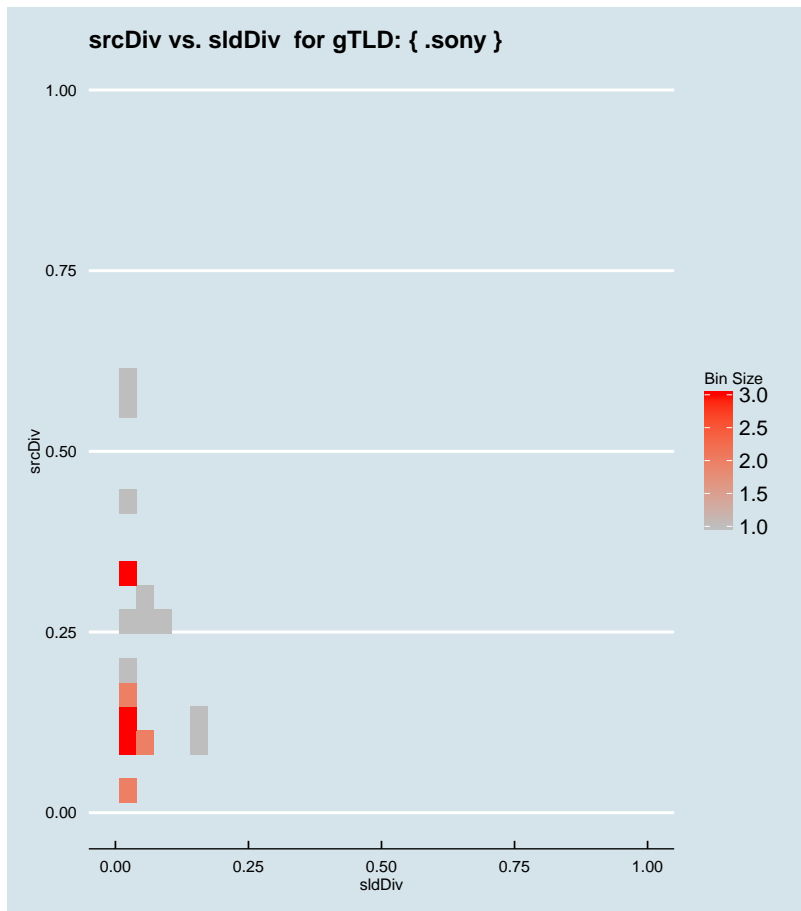


Figure 2.1558: Binned scatter-plot of srcDiv and sldDiv for gTLD: { .soy }.

### :: 2.1070 Representative SLDs for gTLD: { .soy }

In this section, we collect representative SLDs related to gTLD: 'soy'. We found 1 unique SLDs after filtering. A total of 1268 records were considered representative and they are 16.993% of the gTLD dump. Since the total number of records for this gTLD is 1268, there are 0 non-representative records (NRep). In addition, this set comprises 5.2E-7 of the entire data-set. Table 2.780 shows the corresponding SLDs ordered by the level of importance. Figure 2.1559 shows the record count (PPM) for each representative SLD. Figure 2.1560 shows the binned scatter-plot of srcDiv and sldDiv.

► { .soy }  
 Total SLDs: 1  
 a-sldDiv: 16.993%  
 a-oR: 0.000%  
 NRep: 0

Individual SLD descriptors for gTLD: {soy}										
SLD	count	sldDiv	$\phi$ -sldDiv	ipcount	srcDiv	$\phi$ -srcDiv	oR	a-srcDiv	a-oR	rem
INVALID	0.001	0.170	1.000	7.5E-5	0.059	0.008	5.2E-7	0.170	5.2E-7	0

Table 2.780: Top 1 most significant SLDs for gTLD 'soy'. The SLD list holds 16.993% of the entries found in the gTLD and 5.2E-7 of the total number of entries for the entire experiment. **count** represents the number of records found for the SLD (in parts per million). **sldDiv** is the raw count divided by the number of records of this gTLD dump file. **oR** is the ratio of raw count to the total number of records of the experiment.  **$\phi$ -sldDiv** represents the  $\phi$  percentile of sldDiv on the entire data-set. **a-srcDiv** is the cumulative srcDiv variable. **a-oR** is the cumulative oR.

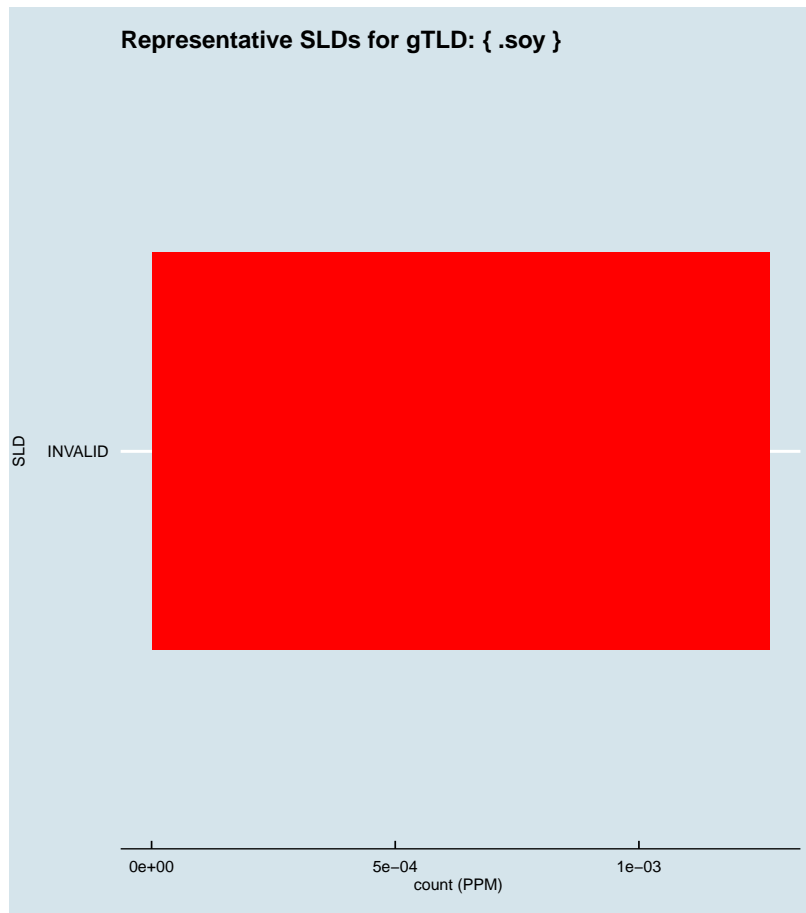


Figure 2.1559: Representative SLDs for gTLD: { .soy }. The  $x$  axis displays number of times (in parts per million) the corresponding SLD ( $y$  axis) was found in the gTLD.

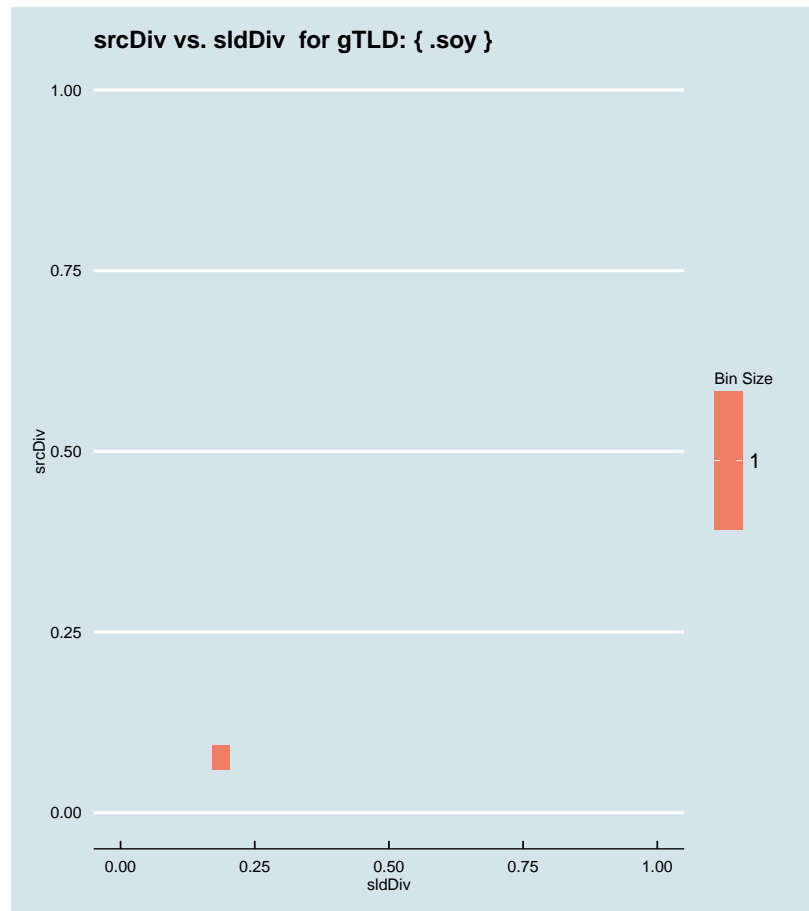


Figure 2.1560: Binned scatter-plot of srcDiv and sldDiv for gTLD: { .soy }.

### ∴ 2.1071 Representative SLDs for gTLD: { .spa }

In this section, we collect representative SLDs related to gTLD: 'spa'. We found 32 unique SLDs after filtering. A total of 244747 records were considered representative and they are 84.088% of the gTLD dump. Since the total number of records for this gTLD is 244747, there are 0 non-representative records (NRep). In addition, this set comprises  $1E-4$  of the entire data-set. Table 2.781 shows the corresponding SLDs ordered by the level of importance. Figure 2.1561 shows the record count (PPM) for each representative SLD. Figure 2.1562 shows the binned scatter-plot of srcDiv and sldDiv.

► { .spa }  
Total SLDs: 32  
a-sldDiv: 84.088%  
a-oR: 0.010%  
NRep: 0

Individual SLD descriptors for gTLD: {spa}										
SLD	count	sldDiv	$\phi$ -sldDiv	ipcount	srcDiv	$\phi$ -srcDiv	oR	a-srcDiv	a-oR	rem
INCATB	0.044	0.152	1.000	0.003	0.066	0.009	1.81E-5	0.152	1.81E-5	200489
INCATF	0.031	0.107	1.000	0.001	0.048	0.006	1.28E-5	0.259	3.09E-5	169268
SHORTSLD	0.030	0.104	1.000	3.89E-4	0.013	7.41E-4	1.24E-5	0.363	4.33E-5	139013
INVALID	0.019	0.066	1.000	6.57E-4	0.034	0.003	7.83E-6	0.429	5.12E-5	119908
RANDOM13	0.017	0.059	1.000	8.33E-4	0.049	0.006	7.01E-6	0.488	5.82E-5	102801
spazio	0.014	0.048	1.000	2.39E-4	0.017	0.001	5.73E-6	0.536	6.39E-5	88820
sicap	0.010	0.033	1.000	3.4E-5	0.003	1.16E-4	3.99E-6	0.569	6.79E-5	79091
RANDOM10	0.009	0.031	1.000	6.15E-4	0.067	0.009	3.76E-6	0.601	7.16E-5	69928
INCATE	0.006	0.020	0.999	0.003	0.592	0.192	2.39E-6	0.621	7.4E-5	64087
orsolini	0.005	0.019	0.999	5.2E-5	0.010	4.63E-4	2.24E-6	0.639	7.63E-5	58618
xbl	0.005	0.016	0.999	1.2E-5	0.003	7.97E-5	1.86E-6	0.655	7.81E-5	54083
eurogroup	0.004	0.015	0.999	1.88E-4	0.044	0.005	1.76E-6	0.670	7.99E-5	49800
zen	0.004	0.014	0.999	5.6E-5	0.014	8.24E-4	1.66E-6	0.684	8.16E-5	45738
servizital...	0.004	0.014	0.999	2.51E-4	0.062	0.008	1.66E-6	0.698	8.32E-5	41697
came	0.004	0.012	0.999	5E-4	0.138	0.027	1.48E-6	0.710	8.47E-5	38083
tsg	0.003	0.012	0.999	1.54E-4	0.046	0.005	1.38E-6	0.722	8.61E-5	34712
tervis	0.003	0.011	0.999	1.19E-4	0.036	0.003	1.37E-6	0.733	8.74E-5	31373
INCATD	0.003	0.011	0.999	3.39E-4	0.105	0.018	1.32E-6	0.744	8.88E-5	28140
INCATC	0.003	0.011	0.999	7.16E-4	0.226	0.053	1.3E-6	0.755	9.01E-5	24970
sophal	0.003	0.010	0.999	4.5E-5	0.015	9.64E-4	1.21E-6	0.765	9.13E-5	22017
telcom	0.002	0.008	0.999	1.51E-4	0.065	0.009	9.57E-7	0.773	9.22E-5	19682
cisalfaspo...	0.002	0.008	0.999	4.6E-4	0.198	0.043	9.52E-7	0.781	9.32E-5	17358
metodo	0.002	0.008	0.999	1.95E-4	0.085	0.013	9.45E-7	0.789	9.41E-5	15051
scapecchi	0.002	0.008	0.999	5E-6	0.002	5.67E-5	9.43E-7	0.797	9.51E-5	12749
consepi	0.002	0.007	0.999	4.51E-4	0.209	0.049	8.83E-7	0.804	9.6E-5	10595
interne	0.002	0.007	0.999	3E-5	0.014	8.79E-4	8.55E-7	0.812	9.68E-5	8509
tenax	0.002	0.005	0.999	1.21E-4	0.077	0.012	6.44E-7	0.817	9.75E-5	6938
aquarius	0.002	0.005	0.999	5.2E-5	0.034	0.003	6.24E-7	0.822	9.81E-5	5416
locauto	0.002	0.005	0.999	9.7E-5	0.064	0.009	6.21E-7	0.827	9.87E-5	3901
losma	0.001	0.005	0.999	7.4E-5	0.055	0.007	5.53E-7	0.832	9.93E-5	2551
ns2	0.001	0.005	0.999	5.66E-4	0.426	0.117	5.45E-7	0.837	9.98E-5	1222
permedica	0.001	0.004	0.999	8.4E-5	0.069	0.010	5.01E-7	0.841	1E-4	0

Table 2.781: Top 32 most significant SLDs for gTLD 'spa'. The SLD list holds 84.088% of the entries found in the gTLD and 1E-4 of the total number of entries for the entire experiment. **count** represents the number of records found for the SLD (in parts per million). **sldDiv** is the raw count divided by the number of records of this gTLD dump file. **oR** is the ratio of raw count to the total number of records of the experiment.  **$\phi$ -sldDiv** represents the  $\phi$  percentile of sldDiv on the entire data-set. **a-srcDiv** is the cumulative srcDiv variable. **a-oR** is the cumulative oR.

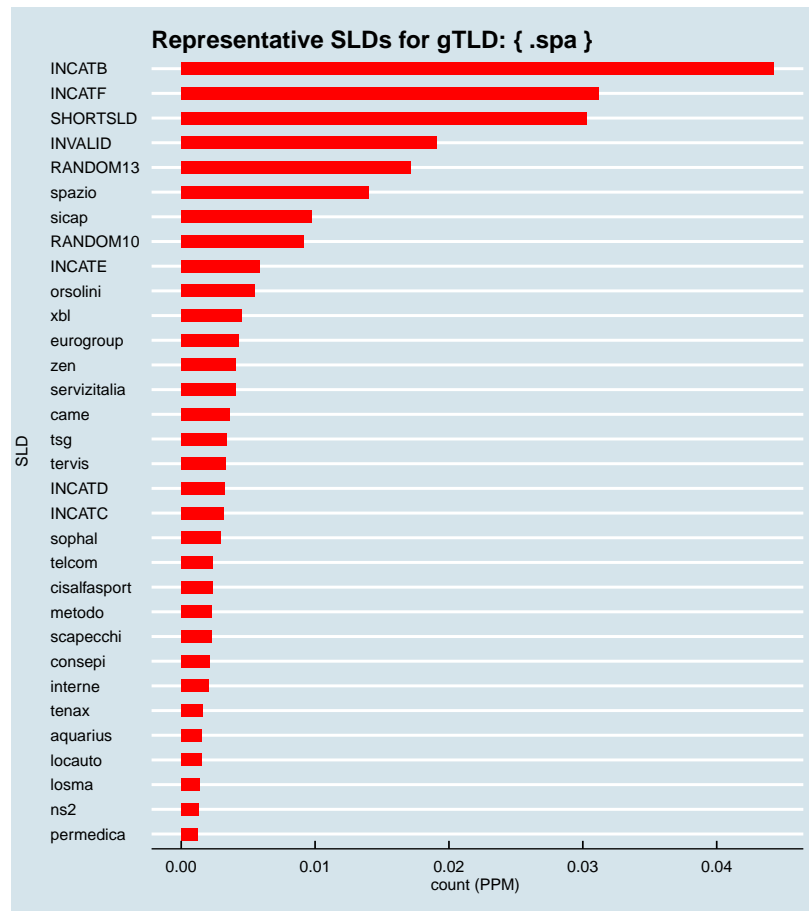


Figure 2.1561: Representative SLDs for gTLD: { .spa }. The  $x$  axis displays number of times (in parts per million) the corresponding SLD ( $y$  axis) was found in the gTLD.

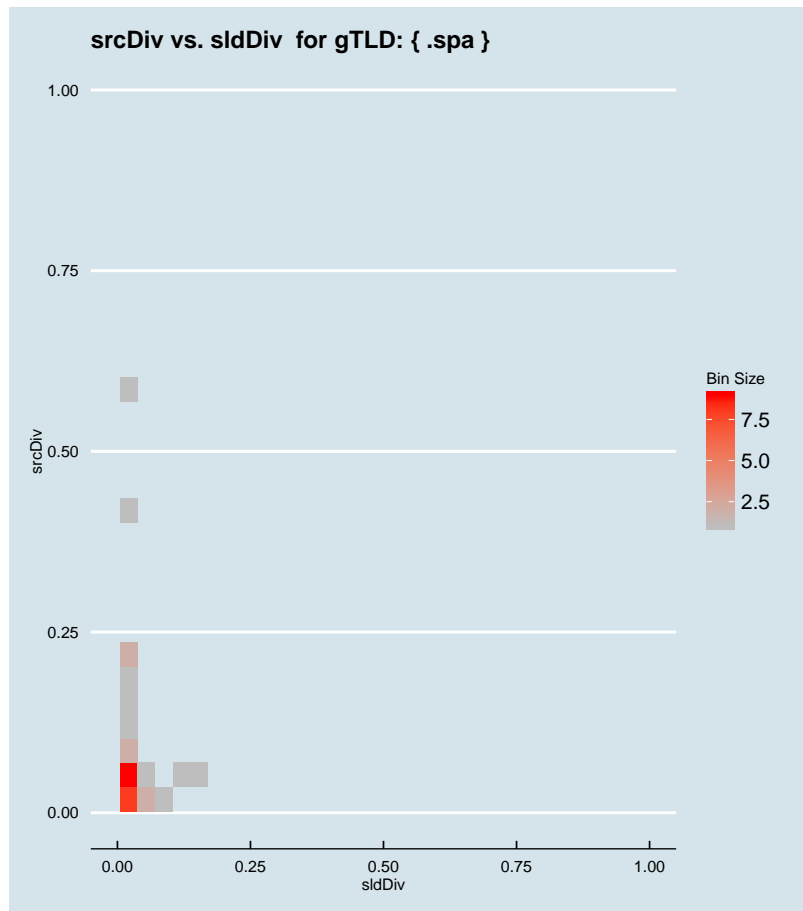


Figure 2.1562: Binned scatter-plot of srcDiv and sldDiv for gTLD: { .spa }.

### :: 2.1072 Representative SLDs for gTLD: { .space }

In this section, we collect representative SLDs related to gTLD: 'space'. We found 14 unique SLDs after filtering. A total of 114460 records were considered representative and they are 79.557% of the gTLD dump. Since the total number of records for this gTLD is 114460, there are 0 non-representative records (NRep). In addition, this set comprises 4.69E-5 of the entire data-set. Table 2.782 shows the corresponding SLDs ordered by the level of importance. Figure 2.1563 shows the record count (PPM) for each representative SLD. Figure 2.1564 shows the binned scatter-plot of srcDiv and sldDiv.

► { .space }  
 Total SLDs: 14  
 a-sldDiv: 79.557%  
 a-oR: 0.005%  
 NRep: 0



Individual SLD descriptors for gTLD: {space}										
SLD	count	sldDiv	$\phi$ -sldDiv	ipcount	srcDiv	$\phi$ -srcDiv	oR	a-srcDiv	a-oR	rem
INCATB	0.031	0.213	1.000	0.005	0.150	0.031	1.26E-5	0.213	1.26E-5	83819
INVALID	0.025	0.176	1.000	0.002	0.067	0.009	1.04E-5	0.389	2.3E-5	58444
INCATC	0.012	0.083	1.000	0.001	0.099	0.016	4.88E-6	0.472	2.78E-5	46528
SHORTSLD	0.008	0.055	1.000	2.9E-4	0.037	0.004	3.24E-6	0.527	3.11E-5	38614
RANDOM10	0.007	0.051	1.000	0.001	0.161	0.033	3E-6	0.578	3.41E-5	31289
INCATF	0.006	0.043	1.000	7E-4	0.114	0.021	2.52E-6	0.621	3.66E-5	25139
RANDOM13	0.006	0.040	1.000	7.44E-4	0.130	0.025	2.34E-6	0.660	3.89E-5	19435
wpad	0.005	0.036	1.000	0.001	0.244	0.057	2.1E-6	0.696	4.1E-5	14302
return2	0.004	0.026	0.999	4.95E-4	0.134	0.026	1.52E-6	0.722	4.26E-5	10598
isatap	0.004	0.025	0.999	0.001	0.340	0.096	1.45E-6	0.746	4.4E-5	7066
youth	0.002	0.017	0.999	1.2E-5	0.005	1.86E-4	9.87E-7	0.763	4.5E-5	4658
spnet	0.002	0.013	0.999	7.2E-5	0.040	0.004	7.46E-7	0.776	4.57E-5	2838
INCATE	0.002	0.011	0.999	0.001	0.715	0.241	6.63E-7	0.787	4.64E-5	1221
kronavto	0.001	0.008	0.999	4.1E-5	0.034	0.003	5E-7	0.796	4.69E-5	0

Table 2.782: Top 14 most significant SLDs for gTLD 'space'. The SLD list holds 79.557% of the entries found in the gTLD and 4.69E-5 of the total number of entries for the entire experiment. **count** represents the number of records found for the SLD (in parts per million). **sldDiv** is the raw count divided by the number of records of this gTLD dump file. **oR** is the ratio of raw count to the total number of records of the experiment.  **$\phi$ -sldDiv** represents the  $\phi$  percentile of sldDiv on the entire data-set. **a-srcDiv** is the cumulative srcDiv variable. **a-oR** is the cumulative oR.

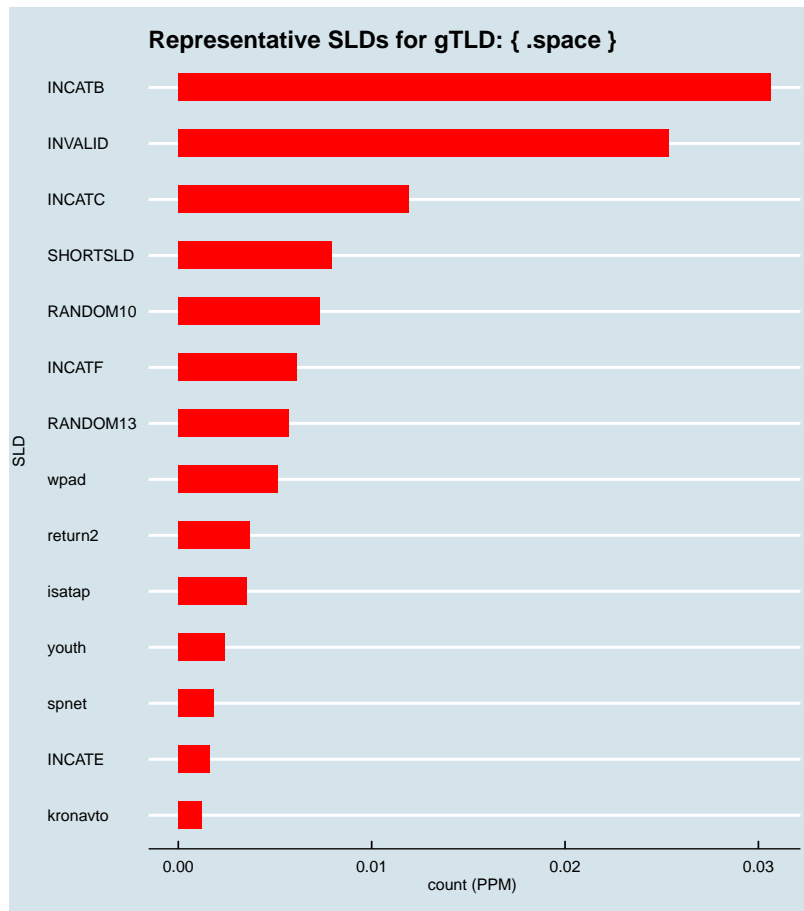


Figure 2.1563: Representative SLDs for gTLD: { .space }. The *x* axis displays number of times (in parts per million) the corresponding SLD (*y* axis) was found in the gTLD.

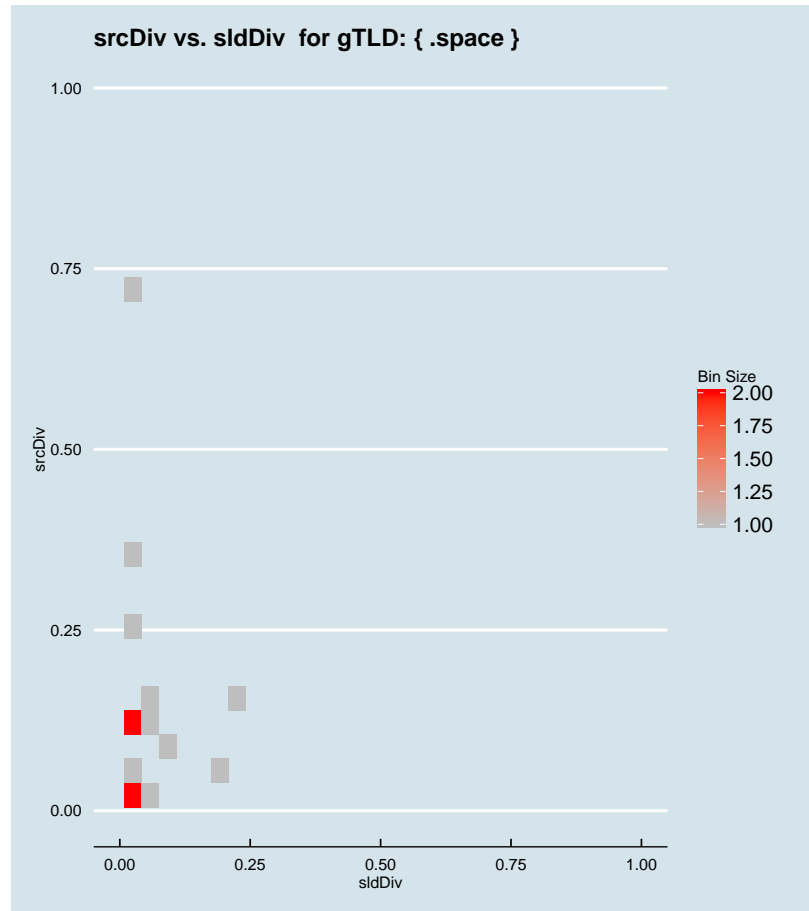


Figure 2.1564: Binned scatter-plot of srcDiv and sldDiv for gTLD: { .space }.

### :: 2.1073 Representative SLDs for gTLD: { .spiegel }

In this section, we collect representative SLDs related to gTLD: 'spiegel'. We found 1 unique SLDs after filtering. A total of 1894 records were considered representative and they are 54.835% of the gTLD dump. Since the total number of records for this gTLD is 1894, there are 0 non-representative records (NRep). In addition, this set comprises  $7.76E-7$  of the entire data-set. Table 2.783 shows the corresponding SLDs ordered by the level of importance. Figure 2.1565 shows the record count (PPM) for each representative SLD. Figure 2.1566 shows the binned scatter-plot of srcDiv and sldDiv.

► { .spiegel }  
Total SLDs: 1  
a-sldDiv: 54.835%  
a-oR: 0.000%  
NRep: 0



Individual SLD descriptors for gTLD: {spiegel}										
SLD	count	sldDiv	$\phi$ -sldDiv	ipcount	srcDiv	$\phi$ -srcDiv	oR	a-srcDiv	a-oR	rem
INCATE	0.002	0.548	1.000	0.001	0.604	0.199	7.76E-7	0.548	7.76E-7	0

Table 2.783: Top 1 most significant SLDs for gTLD 'spiegel'. The SLD list holds 54.835% of the entries found in the gTLD and 7.76E-7 of the total number of entries for the entire experiment. **count** represents the number of records found for the SLD (in parts per million). **sldDiv** is the raw count divided by the number of records of this gTLD dump file. **oR** is the ratio of raw count to the total number of records of the experiment.  $\phi$ -**sldDiv** represents the  $\phi$  percentile of sldDiv on the entire data-set. **a-srcDiv** is the cumulative srcDiv variable. **a-oR** is the cumulative oR.




Figure 2.1565: Representative SLDs for gTLD: { .spiegel}. The  $x$  axis displays number of times (in parts per million) the corresponding SLD ( $y$  axis) was found in the gTLD.

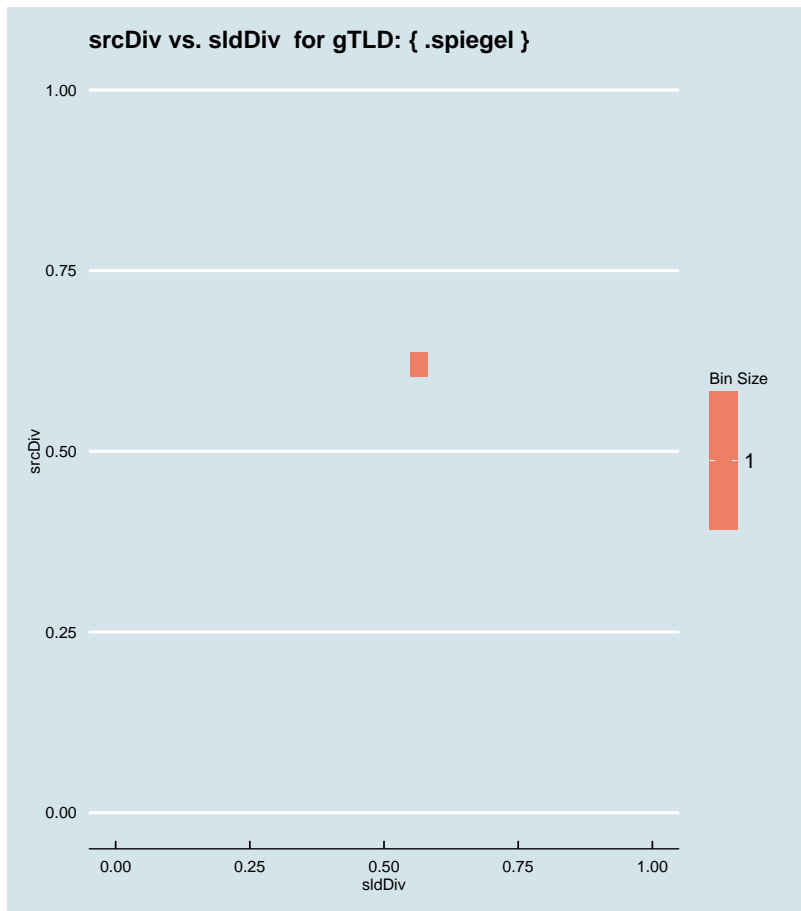


Figure 2.1566: Binned scatter-plot of srcDiv and sldDiv for gTLD: { .spiegel}.

### :: 2.1074 Representative SLDs for gTLD: { .sport}

In this section, we collect representative SLDs related to gTLD: 'sport'. We found 13 unique SLDs after filtering. A total of 100588 records were considered representative and they are 80.166% of the gTLD dump. Since the total number of records for this gTLD is 100588, there are 0 non-representative records (NRep). In addition, this set comprises  $4.12E-5$  of the entire data-set. Table 2.784 shows the corresponding SLDs ordered by the level of importance. Figure 2.1567 shows the record count (PPM) for each representative SLD. Figure 2.1568 shows the binned scatter-plot of srcDiv and sldDiv.

► { .sport}  
 Total SLDs: 13  
 a-sldDiv: 80.166%  
 a-oR: 0.004%  
 NRep: 0

Individual SLD descriptors for gTLD: {sport}										
SLD	count	sldDiv	$\phi$ -sldDiv	ipcount	srcDiv	$\phi$ -srcDiv	oR	a-srcDiv	a-oR	rem
INCATB	0.025	0.201	1.000	0.001	0.056	0.007	1.03E-5	0.201	1.03E-5	75408
RANDOM10	0.023	0.179	1.000	4.36E-4	0.019	0.001	9.22E-6	0.380	1.95E-5	52901
olympic	0.008	0.062	1.000	5.41E-4	0.070	0.010	3.16E-6	0.442	2.27E-5	45180
INVALID	0.007	0.057	1.000	4.04E-4	0.057	0.007	2.91E-6	0.498	2.56E-5	38077
ddjs973	0.007	0.056	1.000	1E-5	0.001	2.9E-5	2.87E-6	0.554	2.85E-5	31080
INCATE	0.007	0.054	1.000	0.004	0.523	0.179	2.77E-6	0.608	3.13E-5	24326
RANDOM13	0.006	0.049	1.000	5.12E-4	0.083	0.013	2.53E-6	0.657	3.38E-5	18152
INCATF	0.006	0.046	1.000	4.23E-4	0.073	0.011	2.38E-6	0.703	3.62E-5	12349
INCATC	0.006	0.045	1.000	0.002	0.365	0.101	2.31E-6	0.748	3.85E-5	6720
wpad	0.002	0.016	0.999	3.74E-4	0.181	0.039	8.45E-7	0.765	3.93E-5	4657
vgtrk	0.002	0.013	0.999	9.6E-5	0.057	0.007	6.85E-7	0.778	4E-5	2985
SHORTSLD	0.002	0.013	0.999	6.67E-4	0.412	0.115	6.64E-7	0.791	4.07E-5	1365
isatap	0.001	0.011	0.999	3.17E-4	0.232	0.055	5.59E-7	0.802	4.12E-5	0

Table 2.784: Top 13 most significant SLDs for gTLD 'sport'. The SLD list holds 80.166% of the entries found in the gTLD and 4.12E-5 of the total number of entries for the entire experiment. **count** represents the number of records found for the SLD (in parts per million). **sldDiv** is the raw count divided by the number of records of this gTLD dump file. **oR** is the ratio of raw count to the total number of records of the experiment.  **$\phi$ -sldDiv** represents the  $\phi$  percentile of sldDiv on the entire data-set. **a-srcDiv** is the cumulative srcDiv variable. **a-oR** is the cumulative oR.

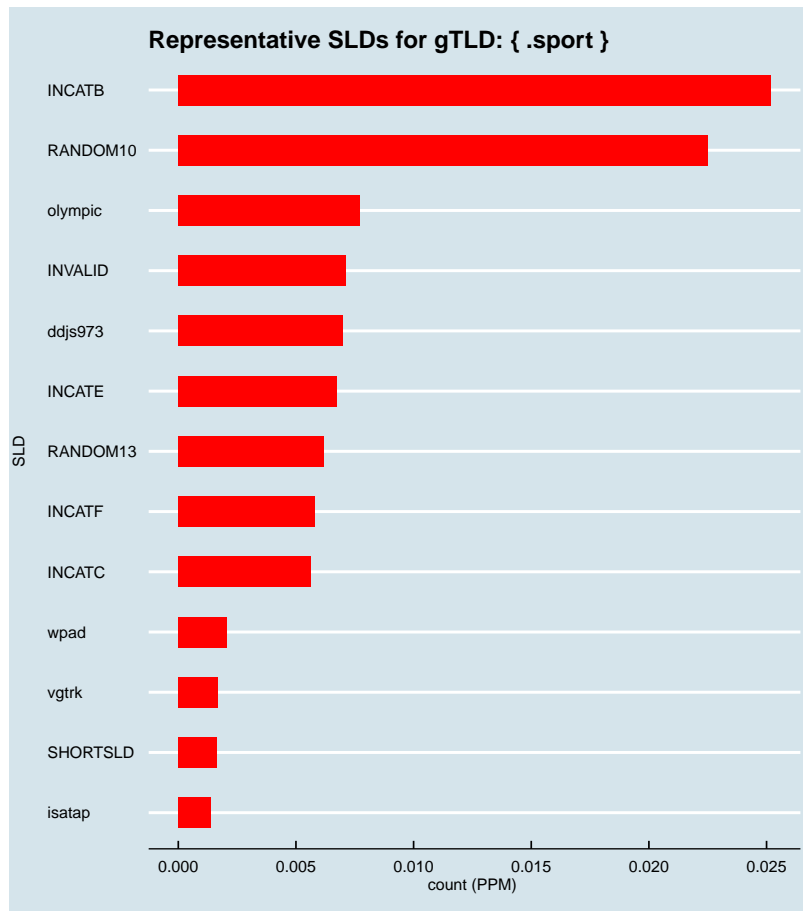


Figure 2.1567: Representative SLDs for gTLD: { .sport }. The x axis displays number of times (in parts per million) the corresponding SLD (y axis) was found in the gTLD.



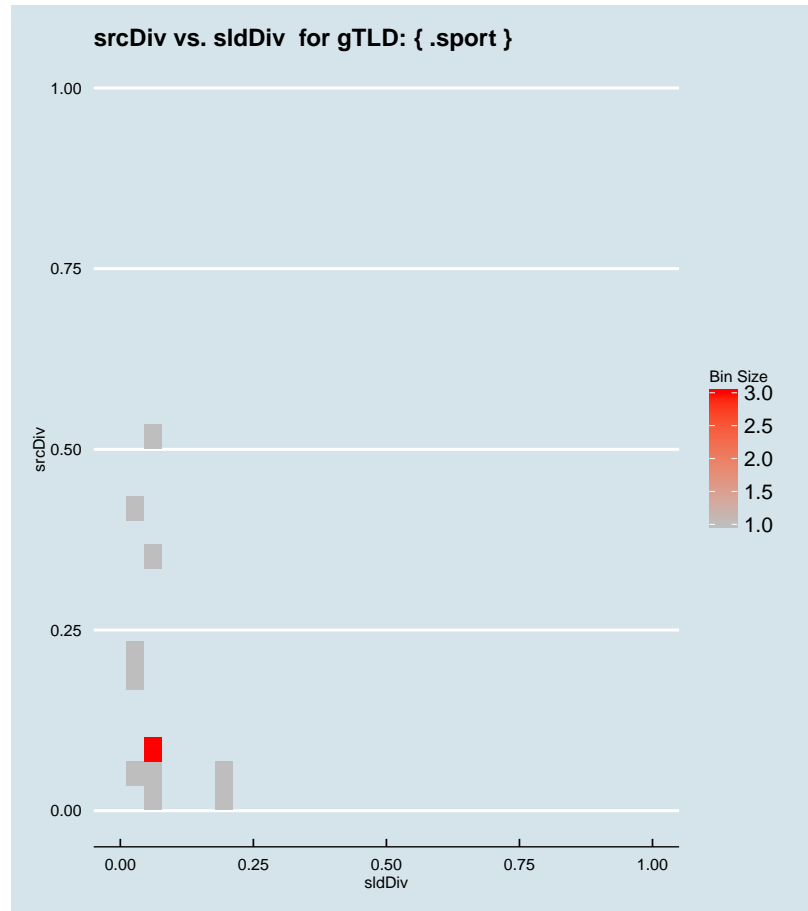


Figure 2.1568: Binned scatter-plot of srcDiv and sldDiv for gTLD: { .sport }.

### :: 2.1075 Representative SLDs for gTLD: { .sports }

In this section, we collect representative SLDs related to gTLD: 'sports'. We found 7 unique SLDs after filtering. A total of 18780 records were considered representative and they are 71.734% of the gTLD dump. Since the total number of records for this gTLD is 18780, there are 0 non-representative records (NRep). In addition, this set comprises 7.7E−6 of the entire data-set. Table 2.785 shows the corresponding SLDs ordered by the level of importance. Figure 2.1569 shows the record count (PPM) for each representative SLD. Figure 2.1570 shows the binned scatter-plot of srcDiv and sldDiv.

► { .sports }  
Total SLDs: 7  
a-sldDiv: 71.734%  
a-oR: 0.001%  
NRep: 0

Individual SLD descriptors for gTLD: {.sports}										
SLD	count	sldDiv	$\phi$ -sldDiv	ipcount	srcDiv	$\phi$ -srcDiv	oR	a-srcDiv	a-oR	rem
RANDOM10	0.005	0.189	1.000	1.56E-4	0.031	0.003	2.03E-6	0.189	2.03E-6	13826
INVALID	0.004	0.169	1.000	3.88E-4	0.088	0.014	1.81E-6	0.358	3.84E-6	9401
INCATC	0.003	0.101	1.000	0.002	0.573	0.190	1.08E-6	0.459	4.92E-6	6765
INCATE	0.002	0.090	1.000	0.002	0.645	0.207	9.7E-7	0.549	5.89E-6	4397
INCATB	0.002	0.070	1.000	9.25E-4	0.502	0.177	7.56E-7	0.620	6.65E-6	2553
RANDOM13	0.001	0.050	1.000	4.08E-4	0.309	0.079	5.41E-7	0.670	7.19E-6	1232
INCATF	0.001	0.047	1.000	5E-5	0.041	0.004	5.05E-7	0.717	7.7E-6	0

Table 2.785: Top 7 most significant SLDs for gTLD 'sports'. The SLD list holds 71.734% of the entries found in the gTLD and 7.7E-6 of the total number of entries for the entire experiment. **count** represents the number of records found for the SLD (in parts per million). **sldDiv** is the raw count divided by the number of records of this gTLD dump file. **oR** is the ratio of raw count to the total number of records of the experiment.  $\phi$ -**sldDiv** represents the  $\phi$  percentile of sldDiv on the entire data-set. **a-srcDiv** is the cumulative srcDiv variable. **a-oR** is the cumulative oR.

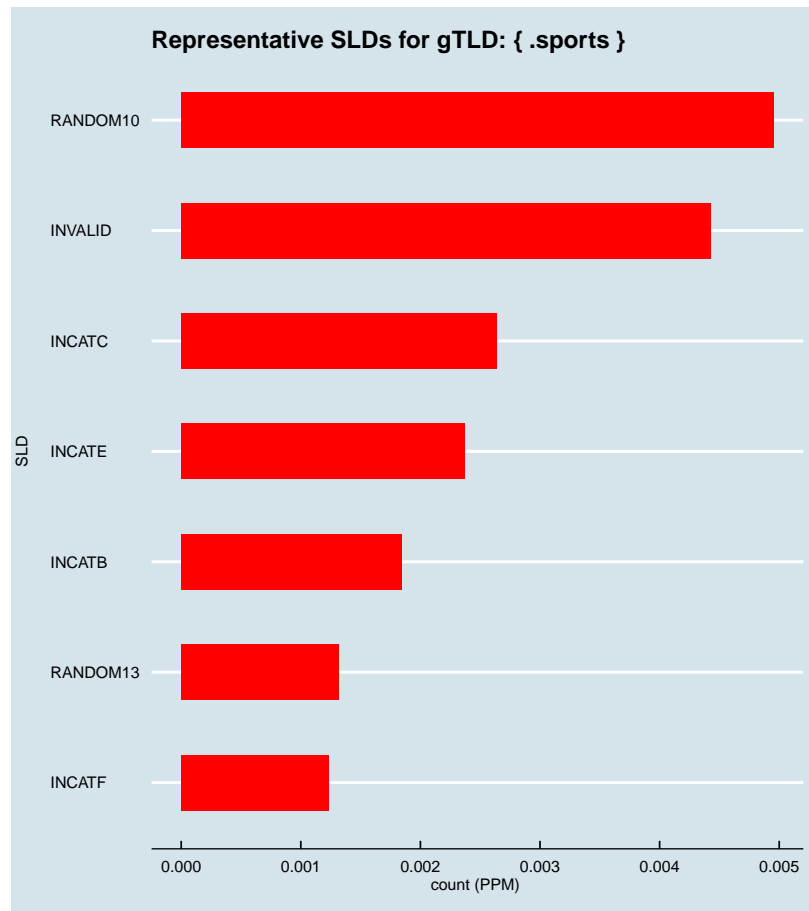


Figure 2.1569: Representative SLDs for gTLD: { .sports}. The  $x$  axis displays number of times (in parts per million) the corresponding SLD ( $y$  axis) was found in the gTLD.

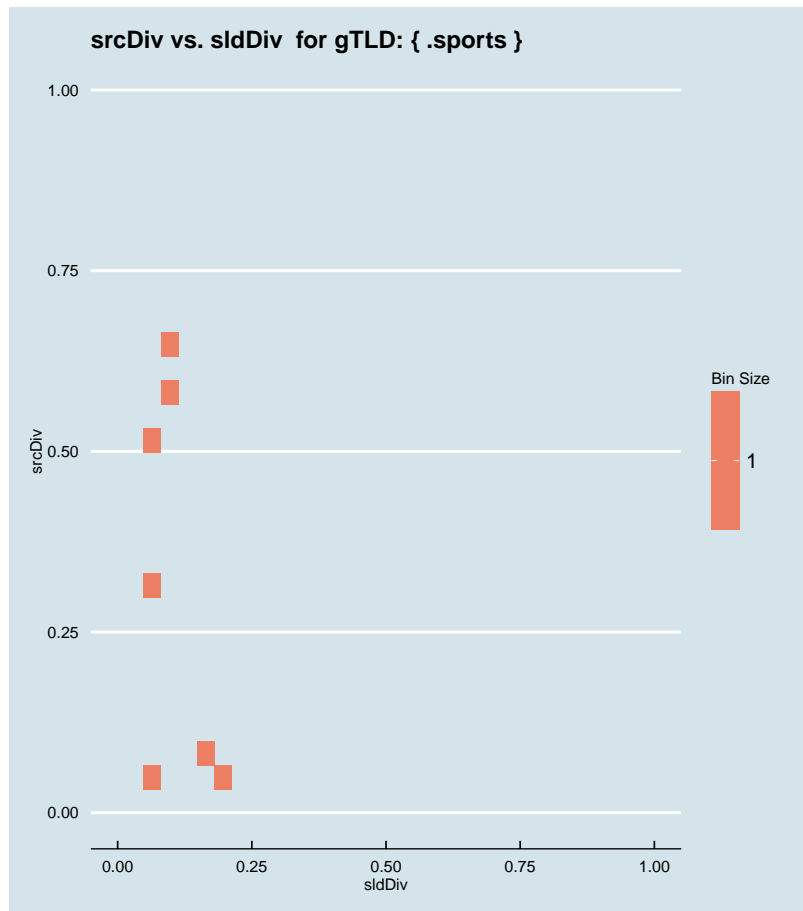


Figure 2.1570: Binned scatter-plot of srcDiv and sldDiv for gTLD: { .sports }.

### :: 2.1076 Representative SLDs for gTLD: { .spot }

In this section, we collect representative SLDs related to gTLD: 'spot'. We found 11 unique SLDs after filtering. A total of 74146 records were considered representative and they are 84.672% of the gTLD dump. Since the total number of records for this gTLD is 74146, there are 0 non-representative records (NRep). In addition, this set comprises  $3.04E-5$  of the entire data-set. Table 2.786 shows the corresponding SLDs ordered by the level of importance. Figure 2.1571 shows the record count (PPM) for each representative SLD. Figure 2.1572 shows the binned scatter-plot of srcDiv and sldDiv.

► { .spot }  
 Total SLDs: 11  
 a-sldDiv: 84.672%  
 a-oR: 0.003%  
 NRep: 0

Individual SLD descriptors for gTLD: {spot}										
SLD	count	sldDiv	$\phi$ -sldDiv	ipcount	srcDiv	$\phi$ -srcDiv	oR	a-srcDiv	a-oR	rem
INCATC	0.016	0.181	1.000	0.005	0.320	0.081	6.48E-6	0.181	6.48E-6	58338
RANDOM10	0.014	0.157	1.000	4.27E-4	0.031	0.003	5.63E-6	0.337	1.21E-5	44607
INVALID	0.010	0.112	1.000	7.88E-4	0.081	0.012	4.01E-6	0.449	1.61E-5	34834
swedmobil	0.010	0.111	1.000	2.7E-5	0.003	8.5E-5	4E-6	0.560	2.01E-5	25071
RANDOM13	0.009	0.099	1.000	5.06E-4	0.058	0.008	3.55E-6	0.659	2.37E-5	16415
INCATB	0.005	0.052	1.000	4.63E-4	0.102	0.018	1.86E-6	0.711	2.55E-5	11866
isatap	0.004	0.045	1.000	0.001	0.292	0.075	1.61E-6	0.756	2.71E-5	7947
xpatit	0.003	0.030	1.000	2.3E-5	0.009	4.08E-4	1.09E-6	0.786	2.82E-5	5288
wpad	0.002	0.023	0.999	4.16E-4	0.207	0.048	8.22E-7	0.809	2.9E-5	3283
amplus	0.002	0.023	0.999	2.08E-4	0.104	0.018	8.2E-7	0.832	2.99E-5	1283
hotelmati	0.001	0.015	0.999	1.7E-5	0.013	7.76E-4	5.26E-7	0.847	3.04E-5	0

Table 2.786: Top 11 most significant SLDs for gTLD 'spot'. The SLD list holds 84.672% of the entries found in the gTLD and 3.04E-5 of the total number of entries for the entire experiment. **count** represents the number of records found for the SLD (in parts per million). **sldDiv** is the raw count divided by the number of records of this gTLD dump file. **oR** is the ratio of raw count to the total number of records of the experiment.  $\phi$ -**sldDiv** represents the  $\phi$  percentile of sldDiv on the entire data-set. **a-srcDiv** is the cumulative srcDiv variable. **a-oR** is the cumulative oR.

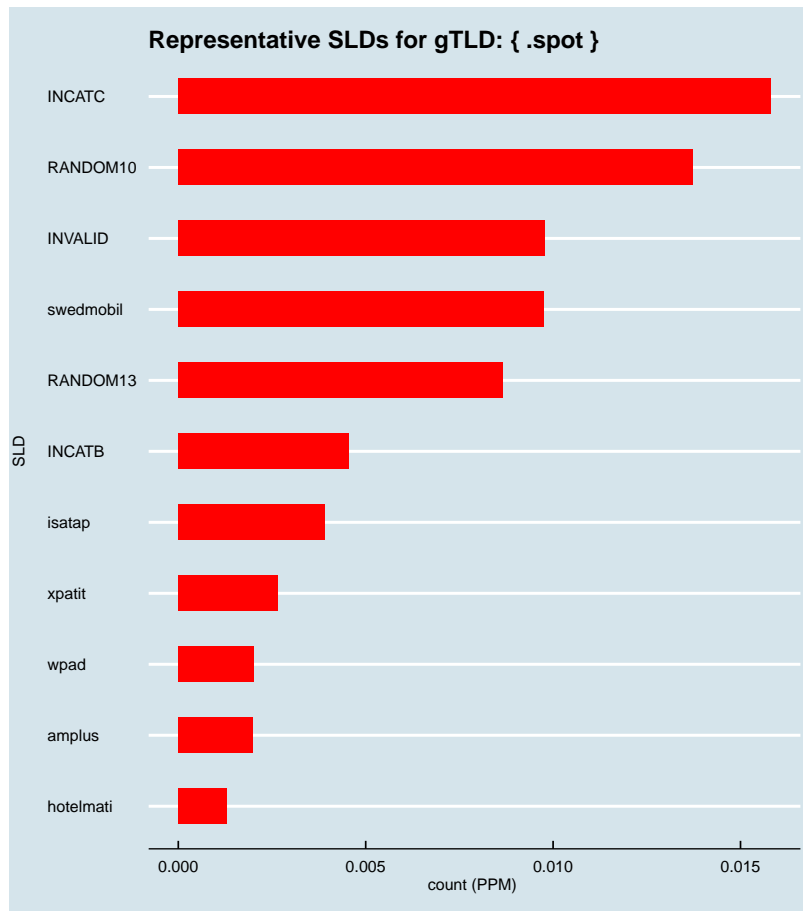


Figure 2.1571: Representative SLDs for gTLD: { .spot }. The x axis displays number of times (in parts per million) the corresponding SLD (y axis) was found in the gTLD.

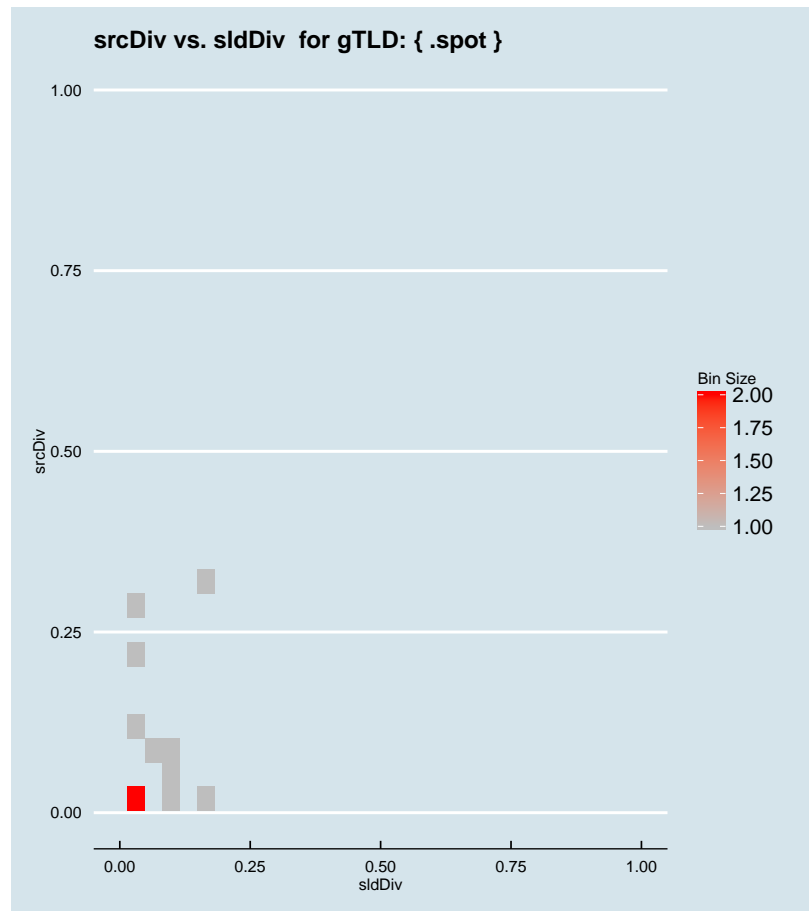


Figure 2.1572: Binned scatter-plot of srcDiv and sldDiv for gTLD: { .spot }.

### :: 2.1077 Representative SLDs for gTLD: { .spreadbetting }

In this section, we collect representative SLDs related to gTLD: 'spreadbetting'. We found 0 unique SLDs after filtering. A total of 0 records were considered representative and they are 0.000% of the gTLD dump. Since the total number of records for this gTLD is 0, there are 0 non-representative records (NRep). In addition, this set comprises 0E0 of the entire data-set.

► { .spreadbetting }  
Total SLDs: 0  
a-sldDiv: 0.000%  
a-oR: 0.000%  
NRep: 0

### :: 2.1078 Representative SLDs for gTLD: { .srl }

In this section, we collect representative SLDs related to gTLD: 'srl'. We found 20

► { .srl }  
Total SLDs: 20  
a-sldDiv: 67.188%  
a-oR: 0.004%  
NRep: 0

unique SLDs after filtering. A total of 99880 records were considered representative and they are 67.188% of the gTLD dump. Since the total number of records for this gTLD is 99880, there are 0 non-representative records (NRep). In addition, this set comprises  $4.09E-5$  of the entire data-set. Table 2.787 shows the corresponding SLDs ordered by the level of importance. Figure 2.1573 shows the record count (PPM) for each representative SLD. Figure 2.1574 shows the binned scatter-plot of srcDiv and sldDiv.

Individual SLD descriptors for gTLD: {srl}										
SLD	count	sldDiv	$\phi$ -sldDiv	ipcount	srcDiv	$\phi$ -srcDiv	oR	a-srcDiv	a-oR	rem
INCATF	0.040	0.267	1.000	0.001	0.028	0.002	1.62E-5	0.267	1.62E-5	60253
RANDOM13	0.014	0.093	1.000	4.1E-4	0.030	0.003	5.64E-6	0.359	2.19E-5	46493
fabo	0.008	0.051	1.000	2.3E-5	0.003	9.46E-5	3.13E-6	0.411	2.5E-5	38852
palladino	0.004	0.030	1.000	1.2E-5	0.003	8.41E-5	1.8E-6	0.440	2.68E-5	34463
RANDOM10	0.004	0.028	0.999	5.37E-4	0.127	0.024	1.73E-6	0.468	2.85E-5	30241
efm	0.004	0.026	0.999	2.03E-4	0.053	0.007	1.58E-6	0.494	3.01E-5	26385
serveragi	0.003	0.019	0.999	5E-5	0.017	0.001	1.18E-6	0.514	3.13E-5	23508
segenem	0.003	0.017	0.999	2.4E-5	0.009	4.46E-4	1.06E-6	0.531	3.24E-5	20911
intercom	0.003	0.017	0.999	4.4E-5	0.017	0.001	1.04E-6	0.548	3.34E-5	18377
orsa	0.002	0.014	0.999	2.69E-4	0.131	0.025	8.42E-7	0.562	3.42E-5	16322
shanghai	0.002	0.014	0.999	4.5E-5	0.022	0.002	8.42E-7	0.576	3.51E-5	14268
lacasiana	0.002	0.013	0.999	4.4E-5	0.023	0.002	7.84E-7	0.589	3.59E-5	12354
protectchi...	0.002	0.013	0.999	8E-6	0.004	1.47E-4	7.83E-7	0.602	3.67E-5	10444
melex	0.002	0.013	0.999	1.6E-5	0.008	3.87E-4	7.82E-7	0.614	3.74E-5	8535
setup	0.002	0.012	0.999	1.64E-4	0.093	0.015	7.25E-7	0.626	3.82E-5	6766
italianaco...	0.002	0.011	0.999	4E-6	0.003	7.38E-5	6.53E-7	0.637	3.88E-5	5173
autoone	0.001	0.010	0.999	5.8E-5	0.040	0.004	5.91E-7	0.647	3.94E-5	3731
serviciosr...	0.001	0.009	0.999	3.6E-5	0.028	0.002	5.32E-7	0.656	3.99E-5	2433
INCATD	0.001	0.008	0.999	2.11E-4	0.172	0.037	5.04E-7	0.664	4.04E-5	1204
metalteck	0.001	0.008	0.999	2.9E-5	0.024	0.002	4.93E-7	0.672	4.09E-5	0

Table 2.787: Top 20 most significant SLDs for gTLD 'srl'. The SLD list holds 67.188% of the entries found in the gTLD and  $4.09E-5$  of the total number of entries for the entire experiment. **count** represents the number of records found for the SLD (in parts per million). **sldDiv** is the raw count divided by the number of records of this gTLD dump file. **oR** is the ratio of raw count to the total number of records of the experiment.  **$\phi$ -sldDiv** represents the  $\phi$  percentile of sldDiv on the entire data-set. **a-srcDiv** is the cumulative srcDiv variable. **a-oR** is the cumulative oR.



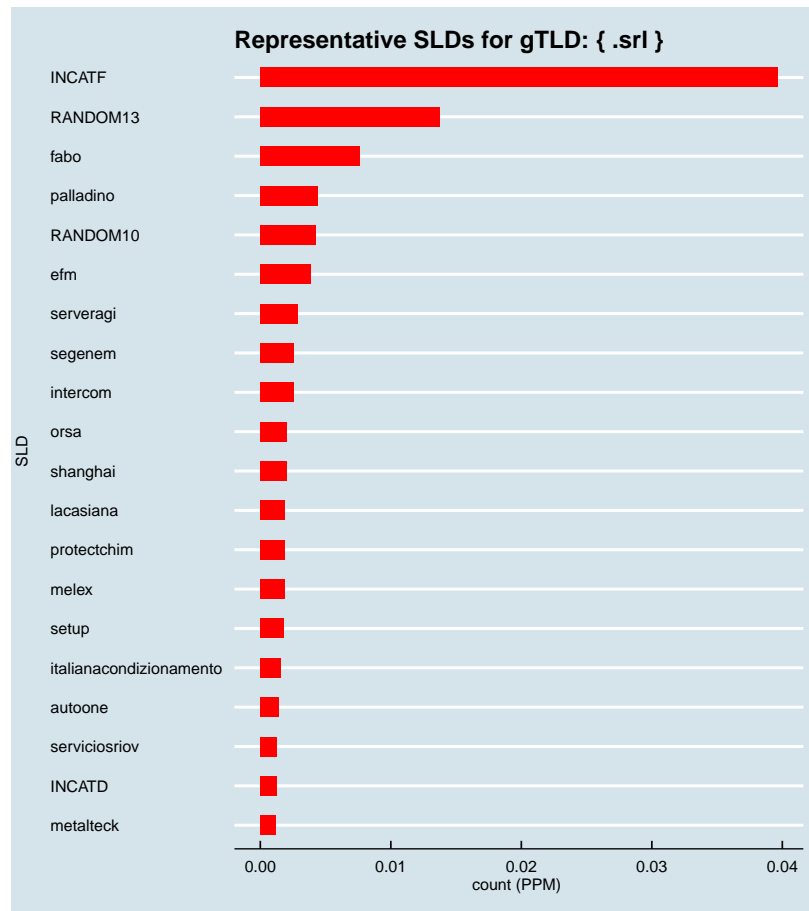


Figure 2.1573: Representative SLDs for gTLD: { .srl}. The  $x$  axis displays number of times (in parts per million) the corresponding SLD ( $y$  axis) was found in the gTLD.

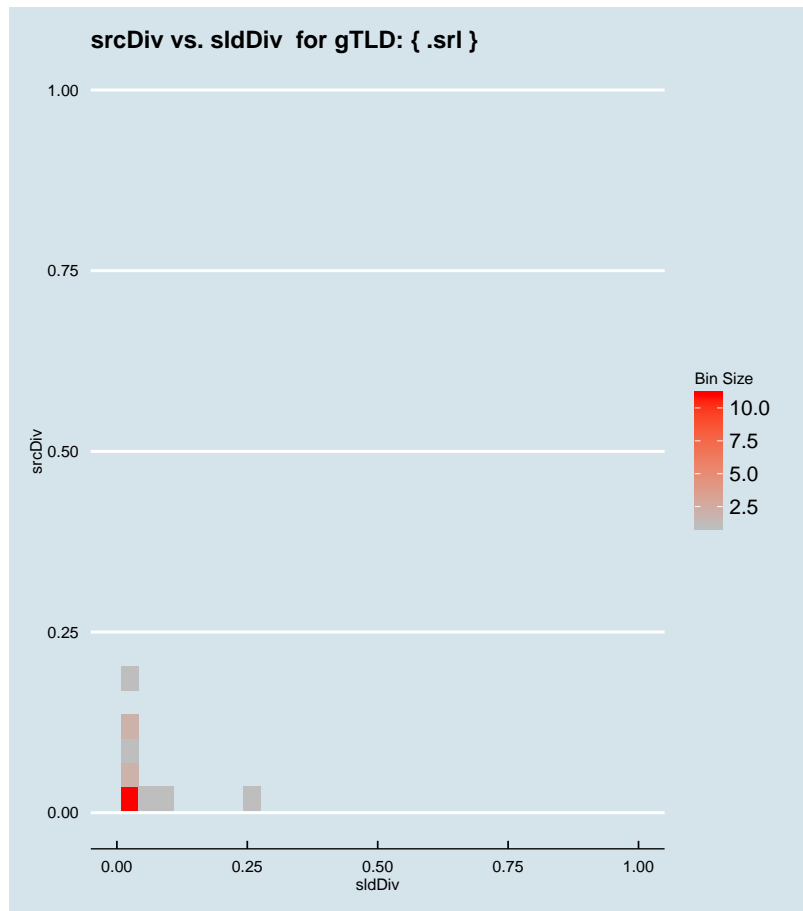


Figure 2.1574: Binned scatter-plot of srcDiv and sldDiv for gTLD: { .srl }.

### :: 2.1079 Representative SLDs for gTLD: { .srt }

In this section, we collect representative SLDs related to gTLD: 'srt'. We found 16 unique SLDs after filtering. A total of 124958 records were considered representative and they are 78.103% of the gTLD dump. Since the total number of records for this gTLD is 124958, there are 0 non-representative records (NRep). In addition, this set comprises  $5.12E-5$  of the entire data-set. Table 2.788 shows the corresponding SLDs ordered by the level of importance. Figure 2.1575 shows the record count (PPM) for each representative SLD. Figure 2.1576 shows the binned scatter-plot of srcDiv and sldDiv.

► { .srt }  
 Total SLDs: 16  
 a-sldDiv: 78.103%  
 a-oR: 0.005%  
 NRep: 0

Individual SLD descriptors for gTLD: {srt}										
SLD	count	sldDiv	$\phi$ -sldDiv	ipcount	srcDiv	$\phi$ -srcDiv	oR	a-srcDiv	a-oR	rem
wwsubtitul...	0.043	0.270	1.000	0.006	0.141	0.027	1.77E-5	0.270	1.77E-5	81731
SHORTSLD	0.027	0.169	1.000	0.008	0.299	0.076	1.11E-5	0.439	2.88E-5	54759
naver	0.017	0.106	1.000	0.001	0.080	0.012	6.96E-6	0.545	3.57E-5	37772
keek	0.006	0.038	1.000	0.001	0.239	0.056	2.46E-6	0.583	3.82E-5	31757
RANDOM13	0.006	0.035	1.000	6.92E-4	0.122	0.022	2.32E-6	0.618	4.05E-5	26096
INVALID	0.004	0.026	0.999	8E-4	0.192	0.042	1.71E-6	0.644	4.22E-5	21933
INCATB	0.004	0.024	0.999	0.001	0.387	0.106	1.56E-6	0.668	4.38E-5	18120
RANDOM10	0.003	0.022	0.999	0.001	0.423	0.117	1.43E-6	0.690	4.52E-5	14638
hidemyass	0.003	0.021	0.999	7.34E-4	0.217	0.051	1.39E-6	0.711	4.66E-5	11252
INCATF	0.002	0.013	0.999	2.5E-4	0.122	0.022	8.37E-7	0.723	4.74E-5	9210
INCATC	0.002	0.011	0.999	0.001	0.659	0.208	7.03E-7	0.734	4.81E-5	7494
akamaihd	0.002	0.010	0.999	9.01E-4	0.543	0.182	6.8E-7	0.745	4.88E-5	5834
INCATD	0.002	0.010	0.999	1.13E-4	0.073	0.011	6.34E-7	0.754	4.95E-5	4287
myup	0.001	0.009	0.999	2.43E-4	0.166	0.034	5.99E-7	0.763	5.01E-5	2825
eng	0.001	0.009	0.999	3.84E-4	0.268	0.068	5.86E-7	0.772	5.06E-5	1394
silu	0.001	0.009	0.999	3.59E-4	0.258	0.066	5.71E-7	0.781	5.12E-5	0

Table 2.788: Top 16 most significant SLDs for gTLD 'srt'. The SLD list holds 78.103% of the entries found in the gTLD and 5.12E-5 of the total number of entries for the entire experiment. **count** represents the number of records found for the SLD (in parts per million). **sldDiv** is the raw count divided by the number of records of this gTLD dump file. **oR** is the ratio of raw count to the total number of records of the experiment.  $\phi$ -**sldDiv** represents the  $\phi$  percentile of sldDiv on the entire data-set. **a-srcDiv** is the cumulative srcDiv variable. **a-oR** is the cumulative oR.



Figure 2.1575: Representative SLDs for gTLD: { .srt}. The x axis displays number of times (in parts per million) the corresponding SLD (y axis) was found in the gTLD.

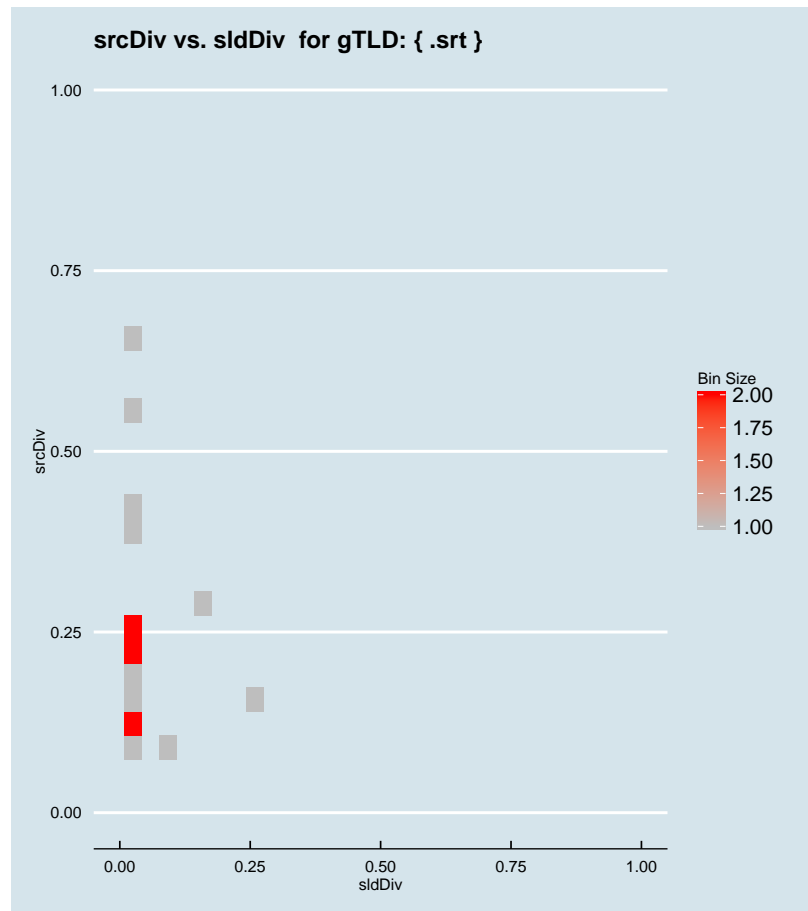


Figure 2.1576: Binned scatter-plot of srcDiv and sldDiv for gTLD: { .srt }.

### :: 2.1080 Representative SLDs for gTLD: { .stada }

In this section, we collect representative SLDs related to gTLD: 'stada'. We found 0 unique SLDs after filtering. A total of 0 records were considered representative and they are 0.000% of the gTLD dump. Since the total number of records for this gTLD is 0, there are 0 non-representative records (NRep). In addition, this set comprises 0E0 of the entire data-set.

► { .stada }  
Total SLDs: 0  
a-sldDiv: 0.000%  
a-oR: 0.000%  
NRep: 0

### :: 2.1081 Representative SLDs for gTLD: { .staples }

In this section, we collect representative SLDs related to gTLD: 'staples'. We found 2

► { .staples }  
Total SLDs: 2  
a-sldDiv: 68.428%  
a-oR: 0.001%  
NRep: 0

unique SLDs after filtering. A total of 13225 records were considered representative and they are 68.428% of the gTLD dump. Since the total number of records for this gTLD is 13225, there are 0 non-representative records (NRep). In addition, this set comprises  $5.42E-6$  of the entire data-set. Table 2.789 shows the corresponding SLDs ordered by the level of importance. Figure 2.1577 shows the record count (PPM) for each representative SLD. Figure 2.1578 shows the binned scatter-plot of srcDiv and sldDiv.

Individual SLD descriptors for gTLD: {.staples}										
SLD	count	sldDiv	$\phi$ -sldDiv	ipcount	srcDiv	$\phi$ -srcDiv	oR	a-srcDiv	a-oR	rem
INCATE	0.010	0.522	1.000	0.005	0.509	0.177	$4.13E-6$	0.522	$4.13E-6$	3136
INCATB	0.003	0.162	1.000	$6.4E-5$	0.020	0.002	$1.29E-6$	0.684	$5.42E-6$	0

Table 2.789: Top 2 most significant SLDs for gTLD 'staples'. The SLD list holds 68.428% of the entries found in the gTLD and  $5.42E-6$  of the total number of entries for the entire experiment. **count** represents the number of records found for the SLD (in parts per million). **sldDiv** is the raw count divided by the number of records of this gTLD dump file. **oR** is the ratio of raw count to the total number of records of the experiment.  **$\phi$ -sldDiv** represents the  $\phi$  percentile of sldDiv on the entire data-set. **a-srcDiv** is the cumulative srcDiv variable. **a-oR** is the cumulative oR.

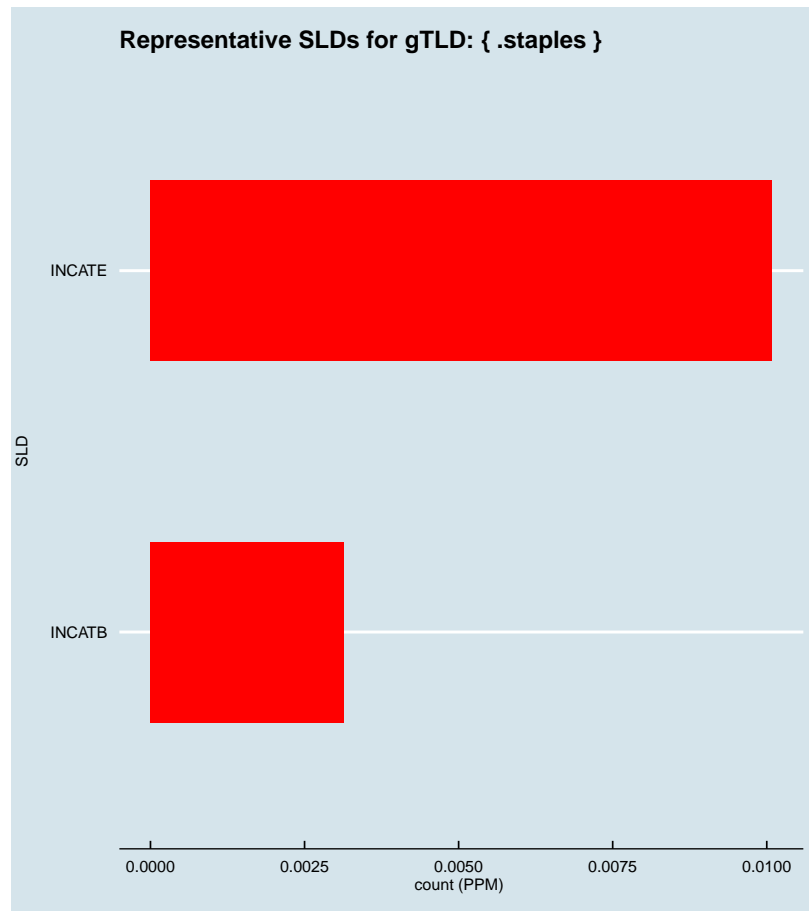


Figure 2.1577: Representative SLDs for gTLD: { .staples}. The  $x$  axis displays number of times (in parts per million) the corresponding SLD ( $y$  axis) was found in the gTLD.

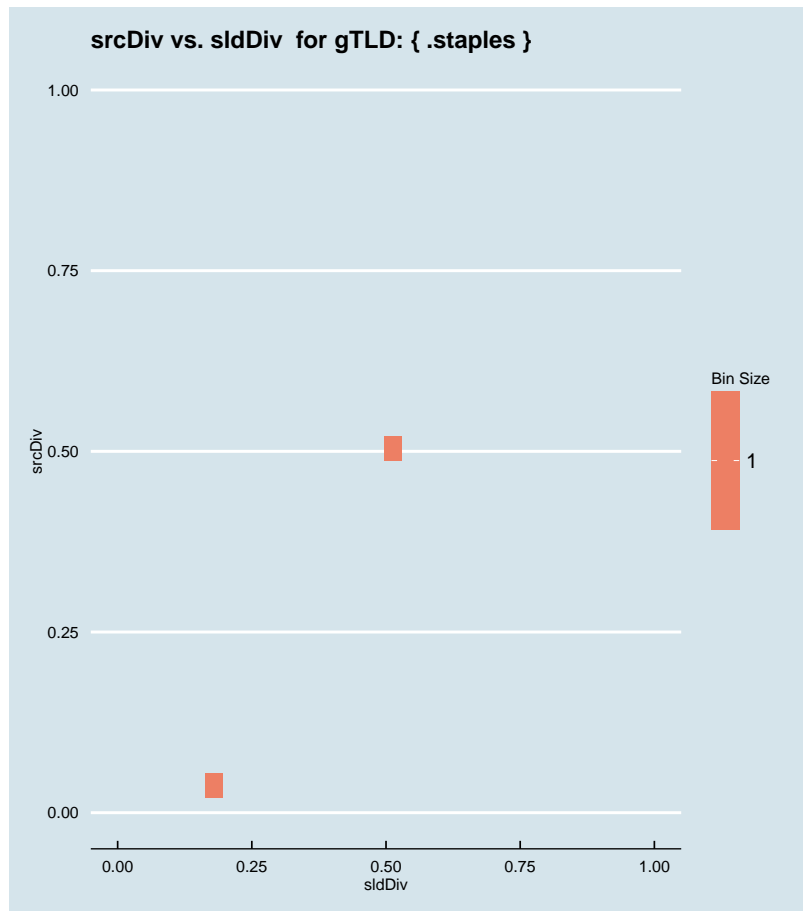


Figure 2.1578: Binned scatter-plot of srcDiv and sldDiv for gTLD: { .staples }.

### :: 2.1082 Representative SLDs for gTLD: { .star }

In this section, we collect representative SLDs related to gTLD: 'star'. We found 23 unique SLDs after filtering. A total of 3482927 records were considered representative and they are 98.585% of the gTLD dump. Since the total number of records for this gTLD is 3482927, there are 0 non-representative records (NRep). In addition, this set comprises 0.001 of the entire data-set. Table 2.790 shows the corresponding SLDs ordered by the level of importance. Figure 2.1579 shows the record count (PPM) for each representative SLD. Figure 2.1580 shows the binned scatter-plot of srcDiv and sldDiv.

► { .star }  
 Total SLDs: 23  
 a-sldDiv: 98.585%  
 a-oR: 0.143%  
 NRep: 0



Individual SLD descriptors for gTLD: {star}										
SLD	count	sldDiv	$\phi$ -sldDiv	ipcount	srcDiv	$\phi$ -srcDiv	oR	a-srcDiv	a-oR	rem
INCATC	0.840	0.238	1.000	0.023	0.027	0.002	3.44E-4	0.238	3.44E-4	2642803
amer	0.625	0.177	1.000	0.020	0.031	0.003	2.56E-4	0.415	6E-4	2017902
apac	0.432	0.122	1.000	0.016	0.036	0.004	1.77E-4	0.537	7.77E-4	1586001
eame	0.419	0.119	1.000	0.015	0.036	0.004	1.72E-4	0.655	9.49E-4	1167106
SHORTSLD	0.332	0.094	1.000	0.015	0.044	0.005	1.36E-4	0.750	0.001	834653
INCATF	0.268	0.076	1.000	0.016	0.058	0.008	1.1E-4	0.826	0.001	566462
RANDOM13	0.257	0.073	1.000	0.004	0.014	8.29E-4	1.05E-4	0.898	0.001	309680
INCATD	0.168	0.047	1.000	0.012	0.069	0.010	6.87E-5	0.946	0.001	141995
INVALID	0.037	0.010	0.999	0.003	0.084	0.013	1.51E-5	0.956	0.001	105186
INCATB	0.020	0.006	0.999	0.002	0.111	0.019	8.33E-6	0.962	0.001	84864
svo	0.016	0.005	0.999	0.002	0.096	0.016	6.72E-6	0.966	0.001	68460
RANDOM10	0.015	0.004	0.999	0.002	0.111	0.019	6.07E-6	0.971	0.001	53651
student	0.014	0.004	0.998	3.16E-4	0.022	0.002	5.85E-6	0.975	0.001	39368
wpad	0.008	0.002	0.998	0.002	0.235	0.055	3.4E-6	0.977	0.001	31073
gumgum	0.007	0.002	0.998	4.49E-4	0.065	0.009	2.83E-6	0.979	0.001	24170
INCATE	0.006	0.002	0.997	0.004	0.613	0.200	2.5E-6	0.981	0.001	18067
isatap	0.006	0.002	0.997	0.002	0.300	0.077	2.36E-6	0.982	0.001	12305
ssd	0.003	9.15E-4	0.996	0.001	0.342	0.097	1.32E-6	0.983	0.001	9073
INCATI	0.003	7.22E-4	0.996	1.23E-4	0.048	0.006	1.05E-6	0.984	0.001	6523
i-freek	0.002	5.83E-4	0.995	1.28E-4	0.062	0.008	8.43E-7	0.985	0.001	4465
pms	0.002	5.41E-4	0.994	3.6E-5	0.019	0.001	7.84E-7	0.985	0.001	2552
apxwap	0.001	3.8E-4	0.993	9.47E-4	0.706	0.237	5.5E-7	0.986	0.001	1210
cce	0.001	3.42E-4	0.992	1.5E-4	0.124	0.023	4.96E-7	0.986	0.001	0

Table 2.790: Top 23 most significant SLDs for gTLD 'star'. The SLD list holds 98.585% of the entries found in the gTLD and 0.001 of the total number of entries for the entire experiment. **count** represents the number of records found for the SLD (in parts per million). **sldDiv** is the raw count divided by the number of records of this gTLD dump file. **oR** is the ratio of raw count to the total number of records of the experiment.  **$\phi$ -sldDiv** represents the  $\phi$  percentile of sldDiv on the entire data-set. **a-srcDiv** is the cumulative srcDiv variable. **a-oR** is the cumulative oR.



Figure 2.1579: Representative SLDs for gTLD: { .star }. The x axis displays number of times (in parts per million) the corresponding SLD (y axis) was found in the gTLD.

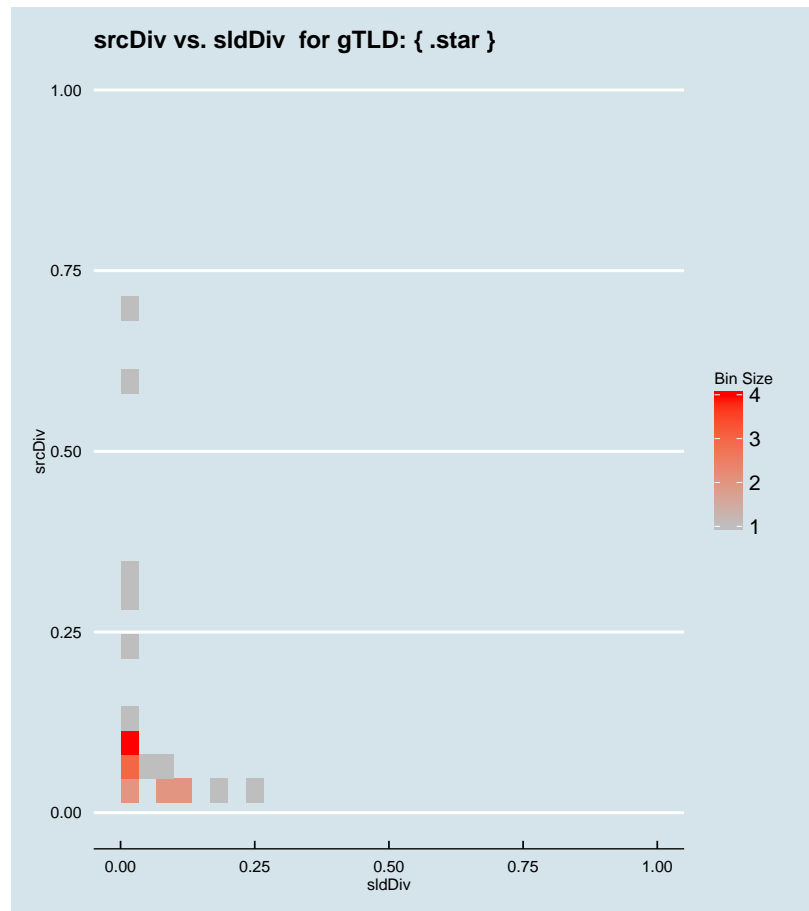


Figure 2.1580: Binned scatter-plot of srcDiv and sldDiv for gTLD: { .star }.

### ∴ 2.1083 Representative SLDs for gTLD: { .starhub }

In this section, we collect representative SLDs related to gTLD: 'starhub'. We found 5 unique SLDs after filtering. A total of 54576 records were considered representative and they are 90.313% of the gTLD dump. Since the total number of records for this gTLD is 54576, there are 0 non-representative records (NRep). In addition, this set comprises 2.24E-5 of the entire data-set. Table 2.791 shows the corresponding SLDs ordered by the level of importance. Figure 2.1581 shows the record count (PPM) for each representative SLD. Figure 2.1582 shows the binned scatter-plot of srcDiv and sldDiv.

► { .starhub }  
Total SLDs: 5  
a-sldDiv: 90.313%  
a-oR: 0.002%  
NRep: 0

Individual SLD descriptors for gTLD: {starhub}										
SLD	count	sldDiv	$\phi$ -sldDiv	ipcount	srcDiv	$\phi$ -srcDiv	oR	a-srcDiv	a-oR	rem
INCATB	0.037	0.611	1.000	1.68E-4	0.005	1.66E-4	1.51E-5	0.611	1.51E-5	17675
RANDOM10	0.011	0.182	1.000	1.48E-4	0.013	7.95E-4	4.5E-6	0.792	1.96E-5	6702
INVALID	0.004	0.060	1.000	1.78E-4	0.049	0.006	1.48E-6	0.852	2.11E-5	3101
RANDOM13	0.002	0.032	1.000	8.9E-5	0.047	0.005	7.83E-7	0.883	2.19E-5	1191
isatap	0.001	0.020	0.999	2.11E-4	0.177	0.039	4.88E-7	0.903	2.24E-5	0

Table 2.791: Top 5 most significant SLDs for gTLD 'starhub'. The SLD list holds 90.313% of the entries found in the gTLD and 2.24E-5 of the total number of entries for the entire experiment. **count** represents the number of records found for the SLD (in parts per million). **sldDiv** is the raw count divided by the number of records of this gTLD dump file. **oR** is the ratio of raw count to the total number of records of the experiment.  **$\phi$ -sldDiv** represents the  $\phi$  percentile of sldDiv on the entire data-set. **a-srcDiv** is the cumulative srcDiv variable. **a-oR** is the cumulative oR.

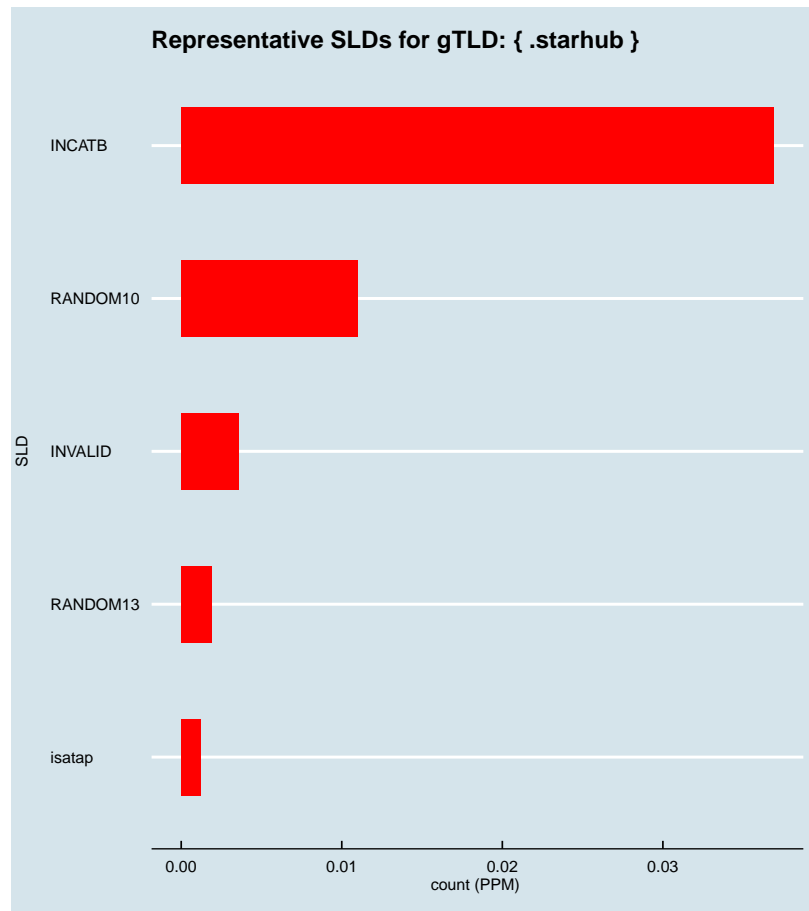


Figure 2.1581: Representative SLDs for gTLD: { .starhub }. The x axis displays number of times (in parts per million) the corresponding SLD (y axis) was found in the gTLD.

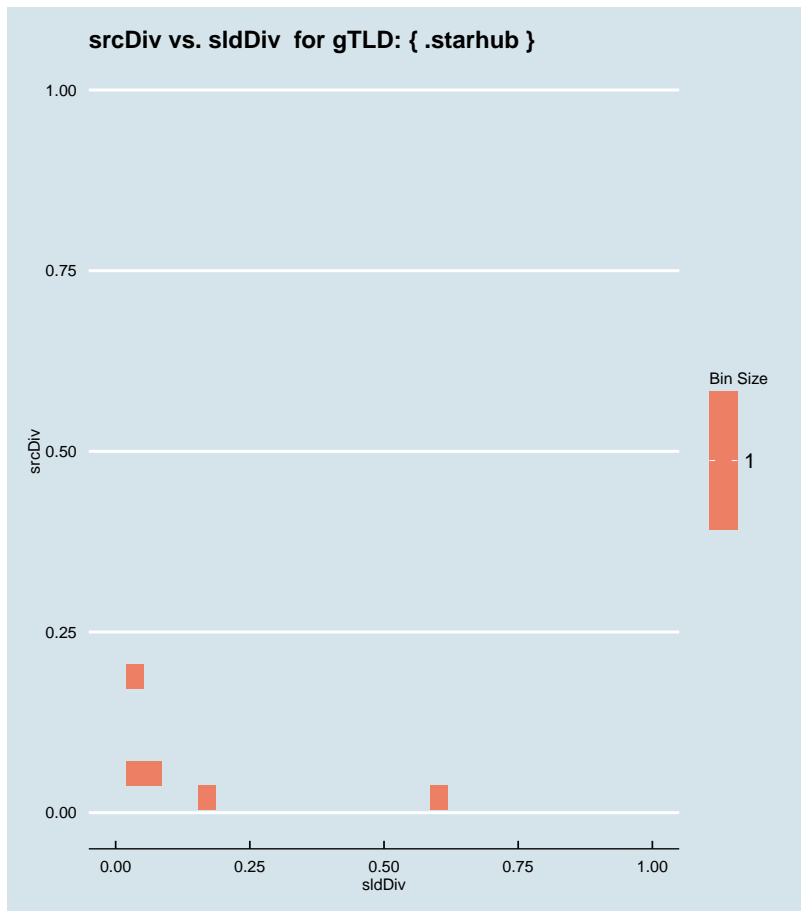


Figure 2.1582: Binned scatter-plot of srcDiv and sldDiv for gTLD: { .starhub }.

∴ 2.1084 Representative SLDs for gTLD: { .statebank }

In this section, we collect representative SLDs related to gTLD: 'statebank'. We found 0 unique SLDs after filtering. A total of 0 records were considered representative and they are 0.000% of the gTLD dump. Since the total number of records for this gTLD is 0, there are 0 non-representative records (NRep). In addition, this set comprises 0EO of the entire data-set.

```
► { .statebank }
Total SLDs: 0
a-sldDiv: 0.000%
a-oR: 0.000%
NRep: 0
```

∴ 2.1085 Representative SLDs for gTLD: { .statefarm }

In this section, we collect representative SLDs related to gTLD: 'statefarm'. We found

```
► { .statefarm }
Total SLDs: 0
a-sldDiv: 0.000%
a-oR: 0.000%
NRep: 0
```

0 unique SLDs after filtering. A total of 0 records were considered representative and they are 0.000% of the gTLD dump. Since the total number of records for this gTLD is 0, there are 0 non-representative records (NRep). In addition, this set comprises 0E0 of the entire data-set.

### :: 2.1086 Representative SLDs for gTLD: {.statoil}

In this section, we collect representative SLDs related to gTLD: 'statoil'. We found 0 unique SLDs after filtering. A total of 0 records were considered representative and they are 0.000% of the gTLD dump. Since the total number of records for this gTLD is 0, there are 0 non-representative records (NRep). In addition, this set comprises 0E0 of the entire data-set.

► {.statoil}  
Total SLDs: 0  
a-sldDiv: 0.000%  
a-oR: 0.000%  
NRep: 0

### :: 2.1087 Representative SLDs for gTLD: {.stc}

In this section, we collect representative SLDs related to gTLD: 'stc'. We found 16 unique SLDs after filtering. A total of 167684 records were considered representative and they are 86.837% of the gTLD dump. Since the total number of records for this gTLD is 167684, there are 0 non-representative records (NRep). In addition, this set comprises 6.87E-5 of the entire data-set. Table 2.792 shows the corresponding SLDs ordered by the level of importance. Figure 2.1583 shows the record count (PPM) for each representative SLD. Figure 2.1584 shows the binned scatter-plot of srcDiv and sldDiv.

► {.stc}  
Total SLDs: 16  
a-sldDiv: 86.837%  
a-oR: 0.007%  
NRep: 0

Individual SLD descriptors for gTLD: {stc}										
SLD	count	sldDiv	$\phi$ -sldDiv	ipcount	srcDiv	$\phi$ -srcDiv	oR	a-srcDiv	a-oR	rem
ofimatica	0.083	0.427	1.000	2.6E-4	0.003	1.01E-4	3.38E-5	0.427	3.38E-5	85174
INCATB	0.016	0.085	1.000	0.001	0.064	0.009	6.73E-6	0.512	4.05E-5	68760
RANDOM13	0.009	0.047	1.000	7.01E-4	0.078	0.012	3.7E-6	0.559	4.42E-5	59726
INCATF	0.009	0.046	1.000	5.33E-4	0.060	0.008	3.62E-6	0.605	4.79E-5	50886
RANDOM10	0.009	0.044	1.000	5.21E-4	0.061	0.008	3.5E-6	0.649	5.14E-5	42355
INVALID	0.008	0.044	1.000	6.12E-4	0.072	0.011	3.46E-6	0.693	5.48E-5	33907
ipckkwt	0.008	0.041	1.000	2.2E-5	0.003	8.55E-5	3.24E-6	0.734	5.81E-5	25997
pvj	0.007	0.034	1.000	2E-6	3.04E-4	3.51E-6	2.69E-6	0.768	6.08E-5	19427
INCATD	0.004	0.022	0.999	2.59E-4	0.061	0.008	1.75E-6	0.790	6.25E-5	15168
stpp	0.003	0.016	0.999	8.5E-5	0.028	0.002	1.26E-6	0.806	6.38E-5	12091
SHORTSLD	0.003	0.015	0.999	2.86E-4	0.098	0.016	1.19E-6	0.821	6.5E-5	9182
wpad	0.003	0.013	0.999	4.52E-4	0.178	0.039	1.04E-6	0.834	6.6E-5	6645
INCATC	0.002	0.012	0.999	4.8E-4	0.214	0.050	9.18E-7	0.846	6.69E-5	4405
isatap	0.002	0.010	0.999	5.87E-4	0.299	0.076	8.06E-7	0.856	6.77E-5	2439
ucs4	0.001	0.006	0.999	3.45E-4	0.276	0.070	5.12E-7	0.862	6.82E-5	1189
ucs5	0.001	0.006	0.999	3.56E-4	0.299	0.076	4.87E-7	0.868	6.87E-5	0

Table 2.792: Top 16 most significant SLDs for gTLD 'stc'. The SLD list holds 86.837% of the entries found in the gTLD and 6.87E-5 of the total number of entries for the entire experiment. **count** represents the number of records found for the SLD (in parts per million). **sldDiv** is the raw count divided by the number of records of this gTLD dump file. **oR** is the ratio of raw count to the total number of records of the experiment.  $\phi$ -**sldDiv** represents the  $\phi$  percentile of sldDiv on the entire data-set. **a-srcDiv** is the cumulative srcDiv variable. **a-oR** is the cumulative oR.



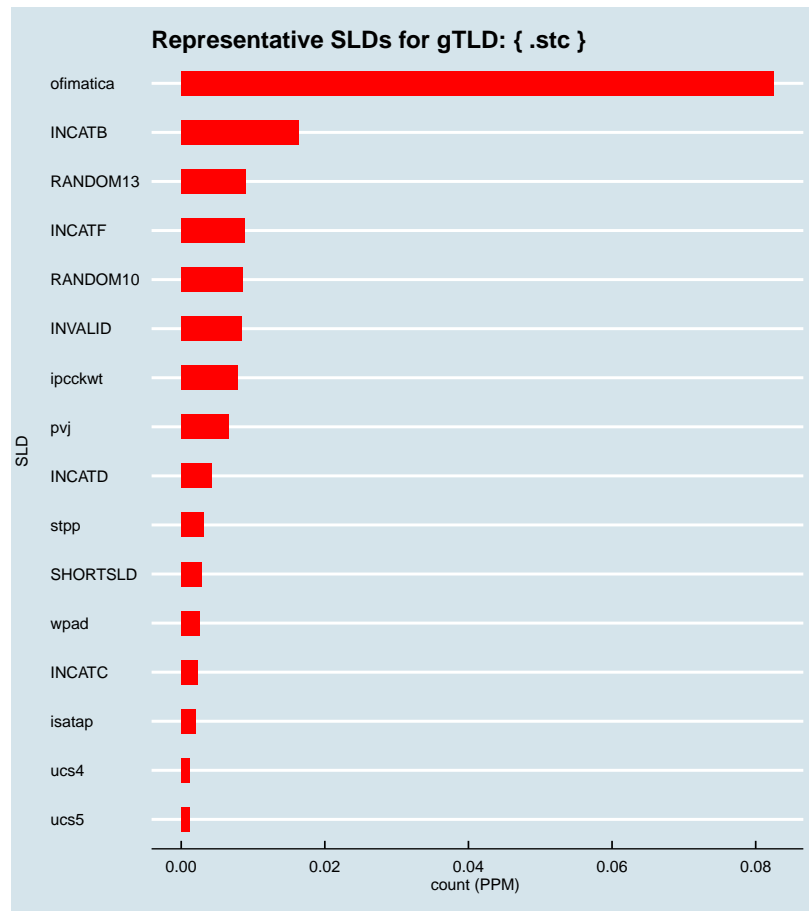


Figure 2.1583: Representative SLDs for gTLD: { .stc }. The  $x$  axis displays number of times (in parts per million) the corresponding SLD ( $y$  axis) was found in the gTLD.

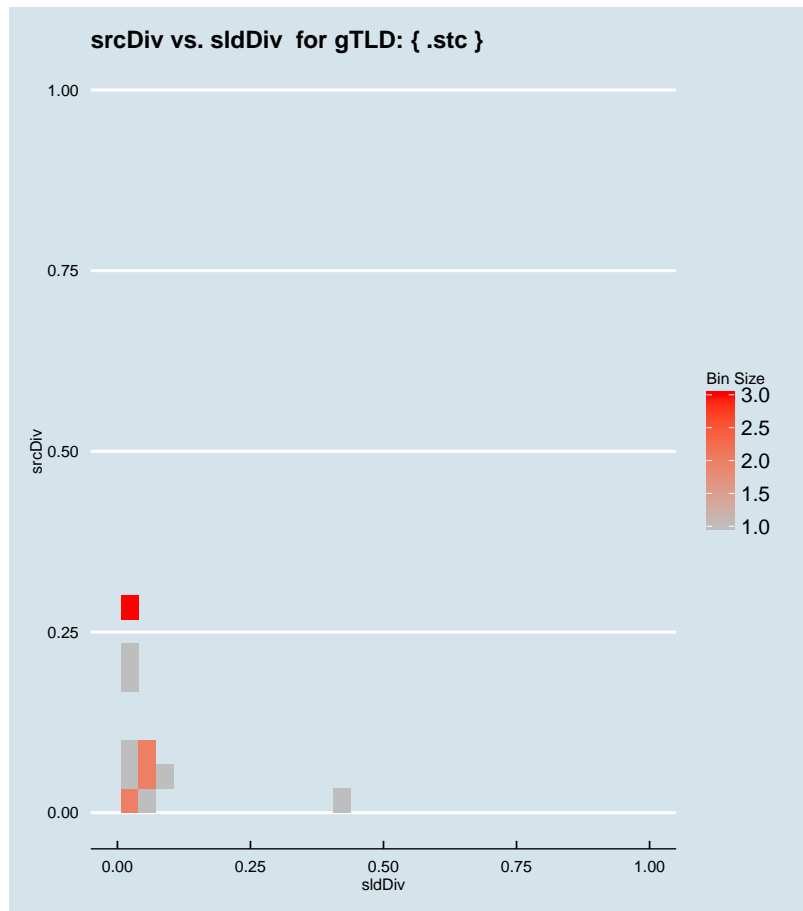


Figure 2.1584: Binned scatter-plot of srcDiv and sldDiv for gTLD: { .stc }.

### :: 2.1088 Representative SLDs for gTLD: { .stockholm }

In this section, we collect representative SLDs related to gTLD: 'stockholm'. We found 1 unique SLDs after filtering. A total of 1558 records were considered representative and they are 20.554% of the gTLD dump. Since the total number of records for this gTLD is 1558, there are 0 non-representative records (NRep). In addition, this set comprises  $6.38E-7$  of the entire data-set. Table 2.793 shows the corresponding SLDs ordered by the level of importance. Figure 2.1585 shows the record count (PPM) for each representative SLD. Figure 2.1586 shows the binned scatter-plot of srcDiv and sldDiv.

► { .stockholm }  
 Total SLDs: 1  
 a-sldDiv: 20.554%  
 a-oR: 0.000%  
 NRep: 0

Individual SLD descriptors for gTLD: {stockholm}										
<b>SLD</b>	<b>count</b>	<b>sldDiv</b>	$\phi$ - <b>sldDiv</b>	<b>ipcount</b>	<b>srcDiv</b>	$\phi$ - <b>srcDiv</b>	<b>oR</b>	<b>a-srcDiv</b>	<b>a-oR</b>	<b>rem</b>
RANDOM13	0.002	0.206	1.000	2.03E-4	0.130	0.025	6.38E-7	0.206	6.38E-7	0

Table 2.793: Top 1 most significant SLDs for gTLD 'stockholm'. The SLD list holds 20.554% of the entries found in the gTLD and 6.38E-7 of the total number of entries for the entire experiment. **count** represents the number of records found for the SLD (in parts per million). **sldDiv** is the raw count divided by the number of records of this gTLD dump file. **oR** is the ratio of raw count to the total number of records of the experiment.  $\phi$ -**sldDiv** represents the  $\phi$  percentile of sldDiv on the entire data-set. **a-srcDiv** is the cumulative srcDiv variable. **a-oR** is the cumulative oR.

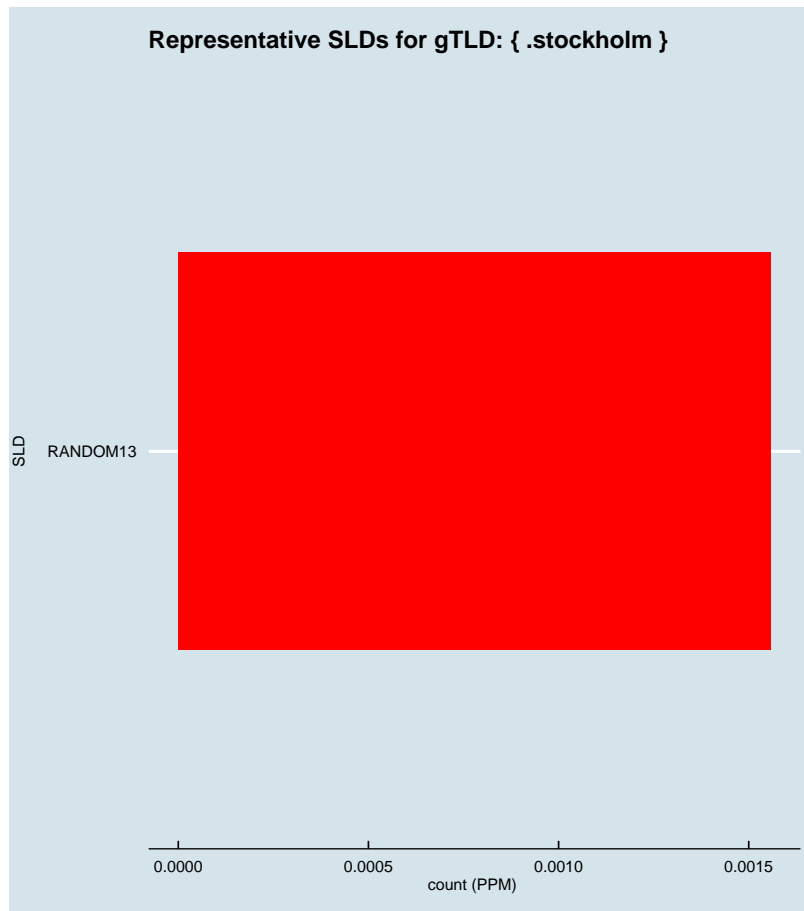


Figure 2.1585: Representative SLDs for gTLD: { .stockholm }. The x axis displays number of times (in parts per million) the corresponding SLD (y axis) was found in the gTLD.

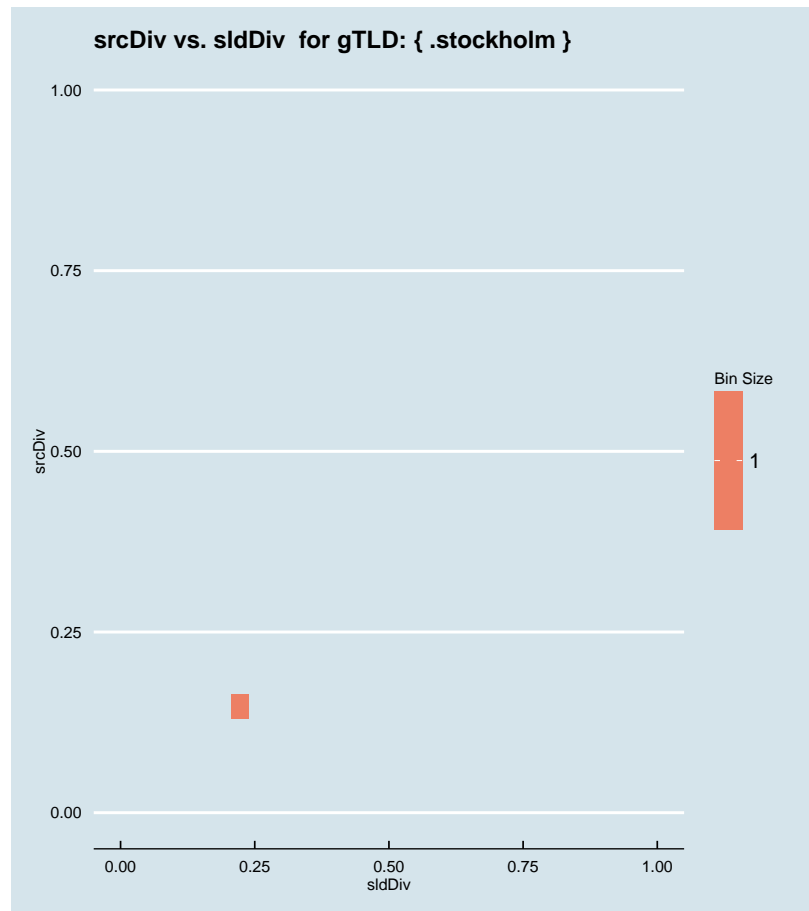


Figure 2.1586: Binned scatter-plot of srcDiv and sldDiv for gTLD: { .stockholm}.

### :: 2.1089 Representative SLDs for gTLD: { .storage }

In this section, we collect representative SLDs related to gTLD: 'storage'. We found 6 unique SLDs after filtering. A total of 32194 records were considered representative and they are 63.465% of the gTLD dump. Since the total number of records for this gTLD is 32194, there are 0 non-representative records (NRep). In addition, this set comprises  $1.32E-5$  of the entire data-set. Table 2.794 shows the corresponding SLDs ordered by the level of importance. Figure 2.1587 shows the record count (PPM) for each representative SLD. Figure 2.1588 shows the binned scatter-plot of srcDiv and sldDiv.

► { .storage }  
Total SLDs: 6  
a-sldDiv: 63.465%  
a-oR: 0.001%  
NRep: 0

Individual SLD descriptors for gTLD: {storage}										
SLD	count	sldDiv	$\phi$ -sldDiv	ipcount	srcDiv	$\phi$ -srcDiv	oR	a-srcDiv	a-oR	rem
RANDOM13	0.008	0.164	1.000	8.21E-4	0.099	0.016	3.41E-6	0.164	3.41E-6	23883
INCATF	0.008	0.154	1.000	0.001	0.140	0.027	3.21E-6	0.318	6.62E-6	16047
INVALID	0.007	0.143	1.000	6.99E-4	0.096	0.016	2.98E-6	0.461	9.59E-6	8785
INCATB	0.005	0.091	1.000	6.47E-4	0.140	0.027	1.89E-6	0.553	1.15E-5	4164
RANDOM10	0.002	0.045	1.000	1.85E-4	0.081	0.012	9.36E-7	0.598	1.24E-5	1879
INCATC	0.002	0.037	1.000	4.57E-4	0.243	0.057	7.7E-7	0.635	1.32E-5	0

Table 2.794: Top 6 most significant SLDs for gTLD 'storage'. The SLD list holds 63.465% of the entries found in the gTLD and 1.32E-5 of the total number of entries for the entire experiment. **count** represents the number of records found for the SLD (in parts per million). **sldDiv** is the raw count divided by the number of records of this gTLD dump file. **oR** is the ratio of raw count to the total number of records of the experiment.  $\phi$ -**sldDiv** represents the  $\phi$  percentile of sldDiv on the entire data-set. **a-srcDiv** is the cumulative srcDiv variable. **a-oR** is the cumulative oR.

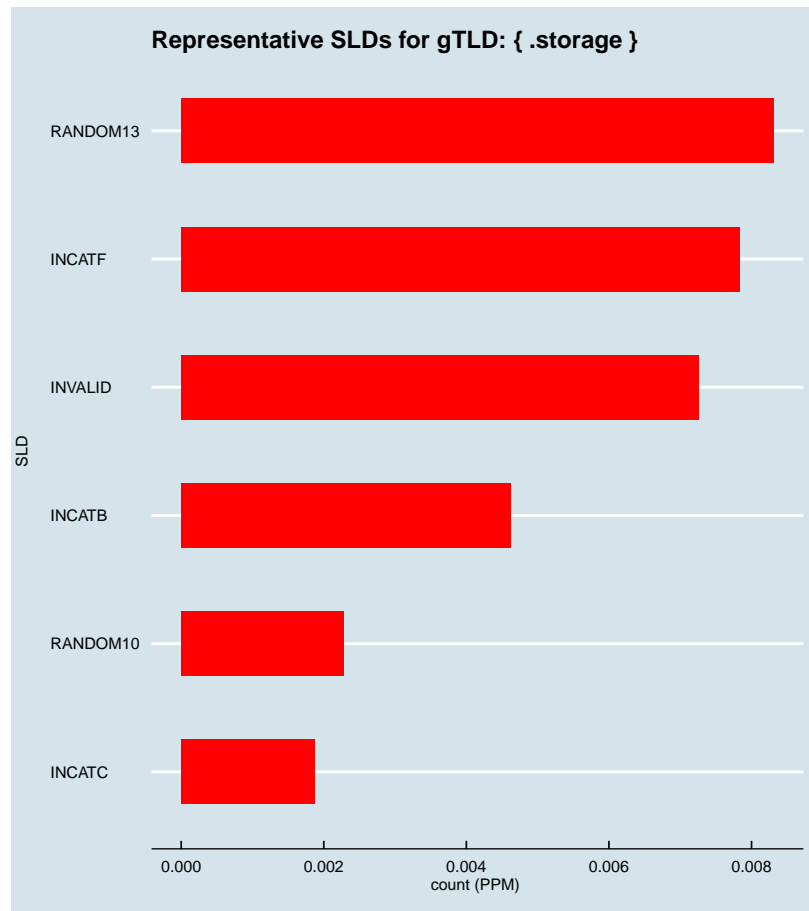


Figure 2.1587: Representative SLDs for gTLD: { .storage }. The x axis displays number of times (in parts per million) the corresponding SLD (y axis) was found in the gTLD.

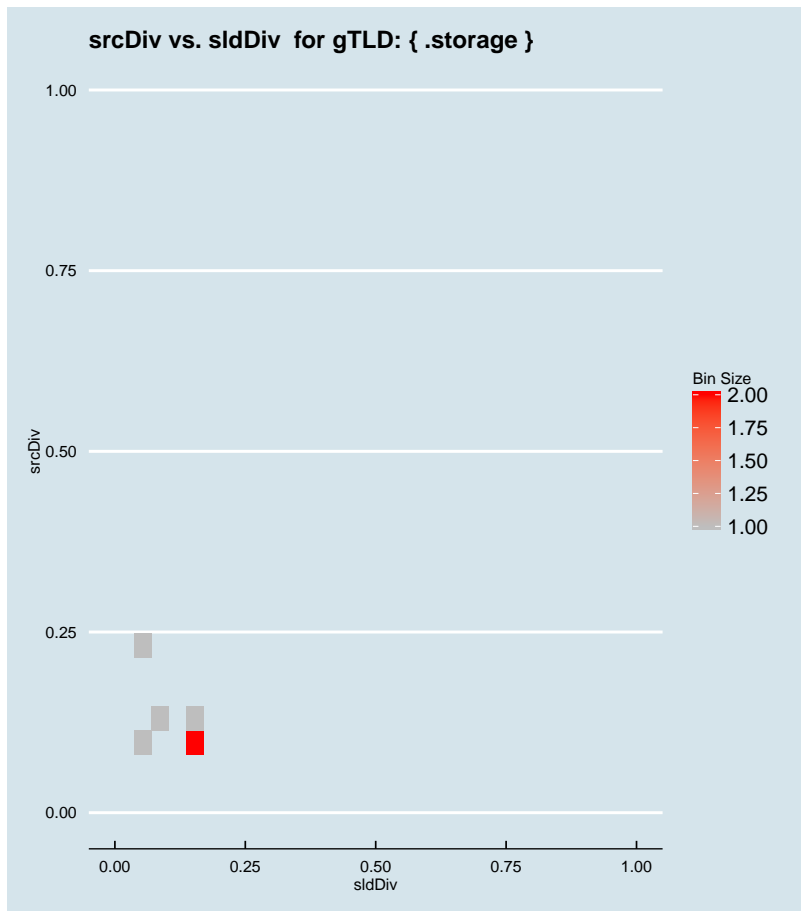


Figure 2.1588: Binned scatter-plot of srcDiv and sldDiv for gTLD: {.storage}.

### :: 2.1090 Representative SLDs for gTLD: {.store}

In this section, we collect representative SLDs related to gTLD: 'store'. We found 14 unique SLDs after filtering. A total of 129873 records were considered representative and they are 60.262% of the gTLD dump. Since the total number of records for this gTLD is 129873, there are 0 non-representative records (NRep). In addition, this set comprises  $5.32E-5$  of the entire data-set. Table 2.795 shows the corresponding SLDs ordered by the level of importance. Figure 2.1589 shows the record count (PPM) for each representative SLD. Figure 2.1590 shows the binned scatter-plot of srcDiv and sldDiv.

► {.store}  
 Total SLDs: 14  
 a-sldDiv: 60.262%  
 a-oR: 0.005%  
 NRep: 0



Individual SLD descriptors for gTLD: {store}										
SLD	count	sldDiv	$\phi$ -sldDiv	ipcount	srcDiv	$\phi$ -srcDiv	oR	a-srcDiv	a-oR	rem
INCATC	0.023	0.105	1.000	0.006	0.251	0.065	9.3E-6	0.105	9.3E-6	107177
INCATB	0.022	0.104	1.000	0.002	0.086	0.014	9.19E-6	0.209	1.85E-5	84750
INCATF	0.019	0.087	1.000	0.002	0.108	0.019	7.73E-6	0.297	2.62E-5	65897
INVALID	0.015	0.069	1.000	0.001	0.077	0.012	6.08E-6	0.366	3.23E-5	51050
RANDOM13	0.011	0.052	1.000	8.91E-4	0.079	0.012	4.6E-6	0.418	3.69E-5	39827
SHORTSLD	0.009	0.043	1.000	0.001	0.160	0.033	3.8E-6	0.461	4.07E-5	30563
knowledge	0.008	0.039	1.000	4.57E-4	0.055	0.007	3.41E-6	0.499	4.41E-5	22238
RANDOM10	0.006	0.029	0.999	0.001	0.181	0.039	2.53E-6	0.528	4.66E-5	16056
isatap	0.005	0.024	0.999	0.001	0.258	0.066	2.11E-6	0.552	4.88E-5	10899
kfc	0.003	0.015	0.999	4.21E-4	0.132	0.025	1.3E-6	0.567	5.01E-5	7716
wpad	0.003	0.013	0.999	7.44E-4	0.276	0.070	1.11E-6	0.579	5.12E-5	5017
hth	0.002	0.009	0.999	6.3E-5	0.031	0.003	8.21E-7	0.589	5.2E-5	3014
locksmith	0.002	0.007	0.999	4.1E-5	0.027	0.002	6.29E-7	0.596	5.26E-5	1480
INCATD	0.001	0.007	0.999	3.63E-4	0.245	0.057	6.07E-7	0.603	5.32E-5	0

Table 2.795: Top 14 most significant SLDs for gTLD 'store'. The SLD list holds 60.262% of the entries found in the gTLD and 5.32E-5 of the total number of entries for the entire experiment. **count** represents the number of records found for the SLD (in parts per million). **sldDiv** is the raw count divided by the number of records of this gTLD dump file. **oR** is the ratio of raw count to the total number of records of the experiment.  **$\phi$ -sldDiv** represents the  $\phi$  percentile of sldDiv on the entire data-set. **a-srcDiv** is the cumulative srcDiv variable. **a-oR** is the cumulative oR.

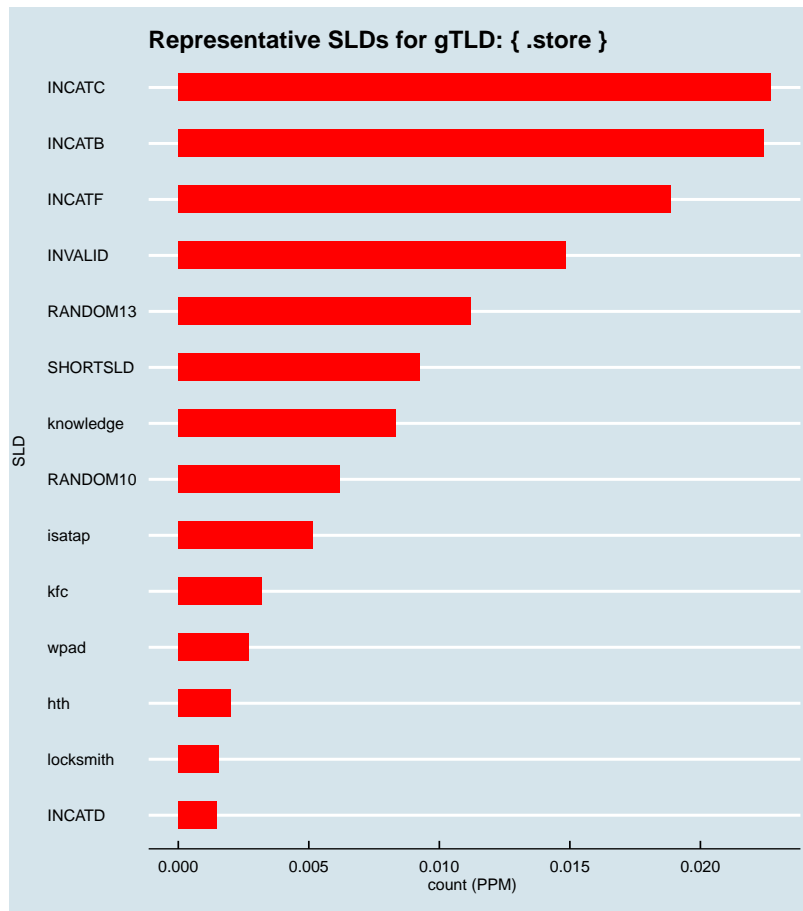


Figure 2.1589: Representative SLDs for gTLD: { .store}. The *x* axis displays number of times (in parts per million) the corresponding SLD (*y* axis) was found in the gTLD.

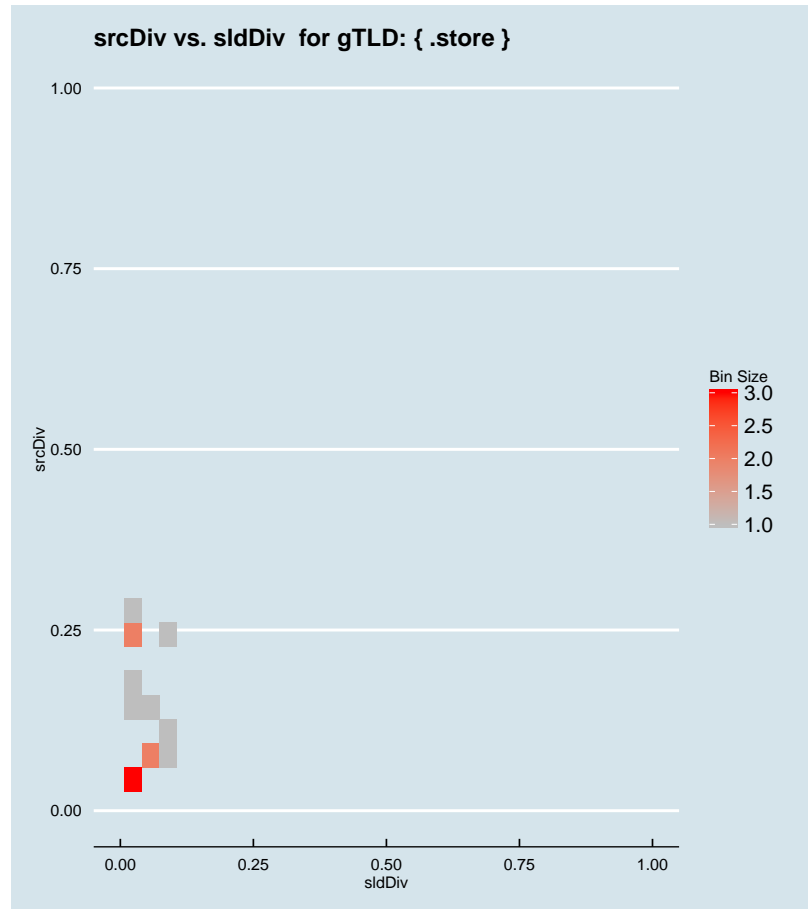


Figure 2.1590: Binned scatter-plot of srcDiv and sldDiv for gTLD: { .store }.

### :: 2.1091 Representative SLDs for gTLD: { .stream }

In this section, we collect representative SLDs related to gTLD: 'stream'. We found 4 unique SLDs after filtering. A total of 12136 records were considered representative and they are 50.660% of the gTLD dump. Since the total number of records for this gTLD is 12136, there are 0 non-representative records (NRep). In addition, this set comprises  $4.97E-6$  of the entire data-set. Table 2.796 shows the corresponding SLDs ordered by the level of importance. Figure 2.1591 shows the record count (PPM) for each representative SLD. Figure 2.1592 shows the binned scatter-plot of srcDiv and sldDiv.

► { .stream }  
Total SLDs: 4  
a-sldDiv: 50.660%  
a-oR: 0.000%  
NRep: 0

Individual SLD descriptors for gTLD: {stream}										
SLD	count	sldDiv	$\phi$ -sldDiv	ipcount	srcDiv	$\phi$ -srcDiv	oR	a-srcDiv	a-oR	rem
INCATB	0.005	0.218	1.000	4.13E-4	0.079	0.012	2.14E-6	0.218	2.14E-6	6907
INVALID	0.003	0.139	1.000	4.75E-4	0.143	0.027	1.36E-6	0.357	3.51E-6	3578
RANDOM13	0.002	0.089	1.000	4.09E-4	0.191	0.042	8.78E-7	0.447	4.39E-6	1435
panther	0.001	0.060	1.000	6.7E-5	0.047	0.005	5.88E-7	0.507	4.97E-6	0

Table 2.796: Top 4 most significant SLDs for gTLD 'stream'. The SLD list holds 50.660% of the entries found in the gTLD and 4.97E-6 of the total number of entries for the entire experiment. **count** represents the number of records found for the SLD (in parts per million). **sldDiv** is the raw count divided by the number of records of this gTLD dump file. **oR** is the ratio of raw count to the total number of records of the experiment.  $\phi$ -**sldDiv** represents the  $\phi$  percentile of sldDiv on the entire data-set. **a-srcDiv** is the cumulative srcDiv variable. **a-oR** is the cumulative oR.

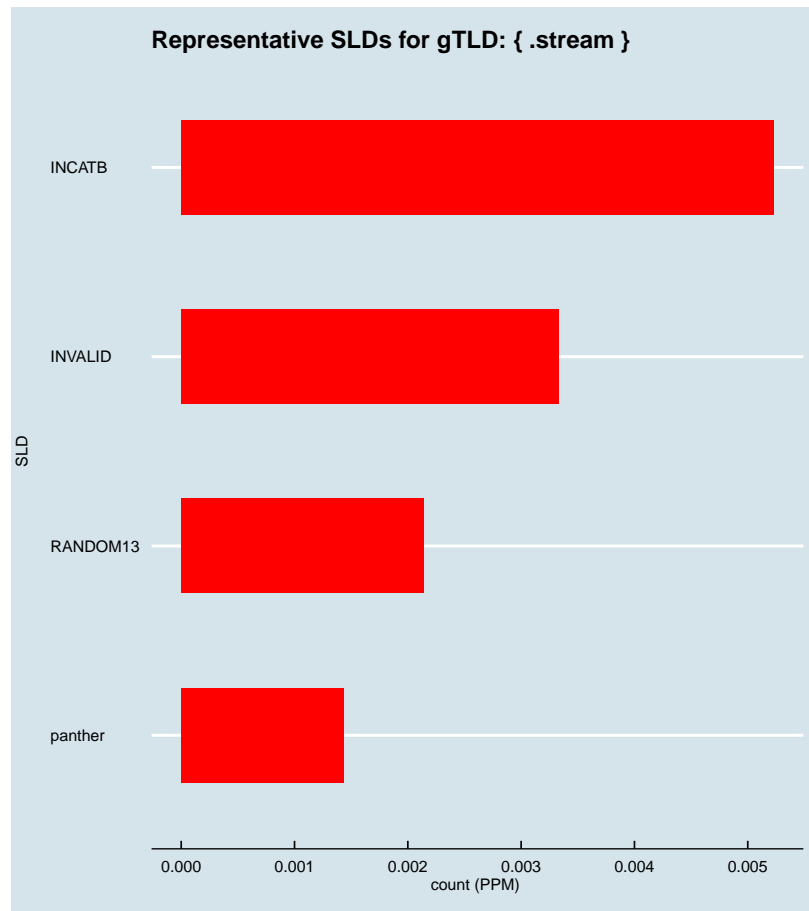


Figure 2.1591: Representative SLDs for gTLD: { .stream }. The  $x$  axis displays number of times (in parts per million) the corresponding SLD ( $y$  axis) was found in the gTLD.

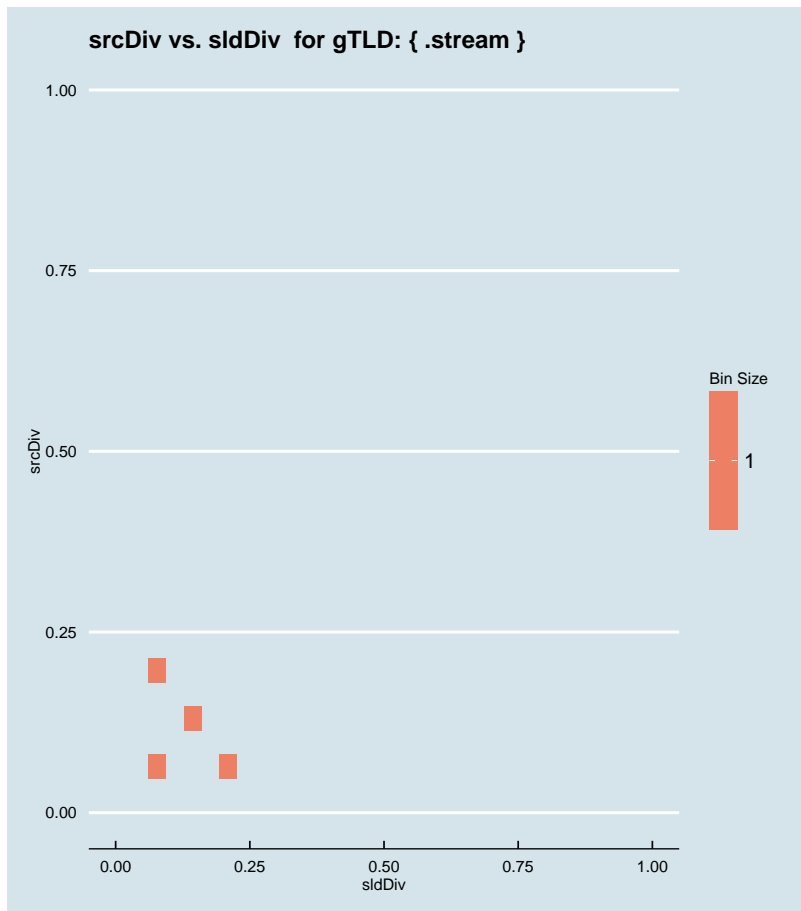


Figure 2.1592: Binned scatter-plot of srcDiv and sldDiv for gTLD: { .stream }.

∴ 2.1092 Representative SLDs for gTLD: { .stroke }

In this section, we collect representative SLDs related to gTLD: 'stroke'. We found 0 unique SLDs after filtering. A total of 0 records were considered representative and they are 0.000% of the gTLD dump. Since the total number of records for this gTLD is 0, there are 0 non-representative records (NRep). In addition, this set comprises 0E0 of the entire data-set.

```
► { .stroke }
Total SLDs: 0
a-sldDiv: 0.000%
a-oR: 0.000%
NRep: 0
```

∴ 2.1093 Representative SLDs for gTLD: { .studio }

In this section, we collect representative SLDs related to gTLD: 'studio'. We found 27

```
► { .studio }
Total SLDs: 27
a-sldDiv: 74.477%
a-oR: 0.012%
NRep: 0
```

unique SLDs after filtering. A total of 285112 records were considered representative and they are 74.477% of the gTLD dump. Since the total number of records for this gTLD is 285112, there are 0 non-representative records (NRep). In addition, this set comprises  $1.17E-4$  of the entire data-set. Table 2.797 shows the corresponding SLDs ordered by the level of importance. Figure 2.1593 shows the record count (PPM) for each representative SLD. Figure 2.1594 shows the binned scatter-plot of srcDiv and sldDiv.

Individual SLD descriptors for gTLD: {.studio}										
SLD	count	sldDiv	$\phi$ -sldDiv	ipcount	srcDiv	$\phi$ -srcDiv	oR	a-srcDiv	a-oR	rem
INVALID	0.076	0.199	1.000	0.004	0.046	0.005	$3.12E-5$	0.199	$3.12E-5$	208917
INCATB	0.058	0.153	1.000	0.003	0.046	0.005	$2.39E-5$	0.352	$5.52E-5$	150522
RANDOM10	0.031	0.082	1.000	0.002	0.067	0.010	$1.28E-5$	0.433	$6.79E-5$	119304
INCATF	0.031	0.081	1.000	0.002	0.063	0.009	$1.27E-5$	0.514	$8.06E-5$	88399
RANDOM13	0.021	0.056	1.000	$9.84E-4$	0.046	0.005	$8.73E-6$	0.569	$8.93E-5$	67108
wpad	0.013	0.033	1.000	0.002	0.165	0.034	$5.22E-6$	0.603	$9.46E-5$	54364
INCATC	0.012	0.032	1.000	0.001	0.108	0.019	$4.98E-6$	0.635	$9.95E-5$	42205
isatap	0.008	0.021	0.999	0.002	0.267	0.068	$3.26E-6$	0.655	$1.03E-4$	34241
server	0.005	0.014	0.999	$4.37E-4$	0.084	0.013	$2.14E-6$	0.669	$1.05E-4$	29017
INCATD	0.003	0.008	0.999	$4.28E-4$	0.136	0.026	$1.29E-6$	0.677	$1.06E-4$	25865
SHORTSLD	0.003	0.007	0.999	$6.91E-4$	0.249	0.057	$1.14E-6$	0.684	$1.07E-4$	23090
44blue	0.002	0.005	0.999	$5.9E-4$	0.314	0.080	$7.7E-7$	0.689	$1.08E-4$	21212
glamourcra...	0.002	0.005	0.999	$5.9E-5$	0.032	0.003	$7.52E-7$	0.694	$1.09E-4$	19376
localdomai...	0.002	0.005	0.999	$6.7E-5$	0.037	0.004	$7.47E-7$	0.699	$1.1E-4$	17554
ibm156	0.002	0.004	0.998	$5E-5$	0.033	0.003	$6.22E-7$	0.703	$1.1E-4$	16037
doma-10231...	0.001	0.004	0.998	$2E-6$	0.001	$2.62E-5$	$6.1E-7$	0.707	$1.11E-4$	14548
jmendel34	0.001	0.004	0.998	$5.1E-5$	0.034	0.003	$6.08E-7$	0.711	$1.11E-4$	13065
jmendel4-h...	0.001	0.004	0.998	$5.2E-5$	0.035	0.003	$6.07E-7$	0.715	$1.12E-4$	11584
prattichiz...	0.001	0.004	0.998	$1.4E-5$	0.010	$4.93E-4$	$5.75E-7$	0.718	$1.13E-4$	10180
jmendel25	0.001	0.004	0.998	$4.8E-5$	0.035	0.003	$5.64E-7$	0.722	$1.13E-4$	8803
INCATE	0.001	0.003	0.998	$8.4E-4$	0.645	0.207	$5.34E-7$	0.725	$1.14E-4$	7500
user-pc	0.001	0.003	0.998	$1.8E-5$	0.014	$8.47E-4$	$5.26E-7$	0.729	$1.14E-4$	6216
jmendel23	0.001	0.003	0.998	$5E-5$	0.039	0.004	$5.25E-7$	0.732	$1.15E-4$	4935
jmendel14	0.001	0.003	0.998	$4.8E-5$	0.038	0.004	$5.16E-7$	0.735	$1.15E-4$	3675
egc	0.001	0.003	0.998	$1.4E-5$	0.011	$6.05E-4$	$5.05E-7$	0.738	$1.16E-4$	2442
santosuoss...	0.001	0.003	0.998	$6E-6$	0.005	$1.81E-4$	$5.04E-7$	0.742	$1.16E-4$	1213
canon0d2cc...	0.001	0.003	0.998	$4.7E-5$	0.039	0.004	$4.97E-7$	0.745	$1.17E-4$	0

Table 2.797: Top 27 most significant SLDs for gTLD 'studio'. The SLD list holds 74.477% of the entries found in the gTLD and  $1.17E-4$  of the total number of entries for the entire experiment. **count** represents the number of records found for the SLD (in parts per million). **sldDiv** is the raw count divided by the number of records of this gTLD dump file. **oR** is the ratio of raw count to the total number of records of the experiment.  **$\phi$ -sldDiv** represents the  $\phi$  percentile of sldDiv on the entire data-set. **a-srcDiv** is the cumulative srcDiv variable. **a-oR** is the cumulative oR.

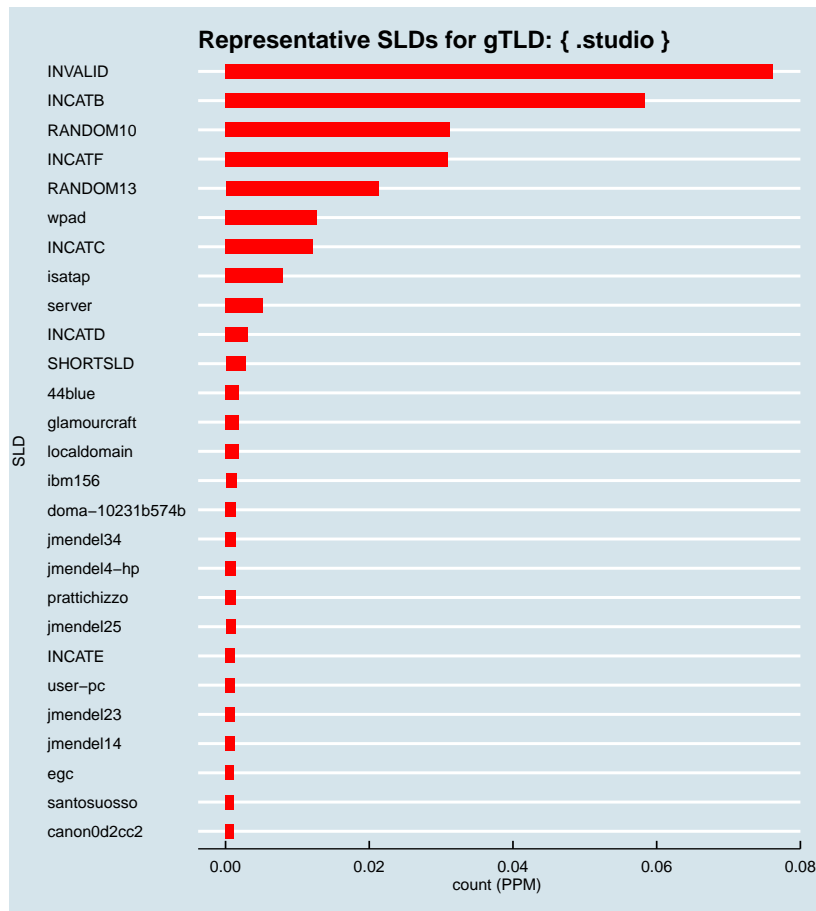


Figure 2.1593: Representative SLDs for gTLD: { .studio }. The *x* axis displays number of times (in parts per million) the corresponding SLD (*y* axis) was found in the gTLD.



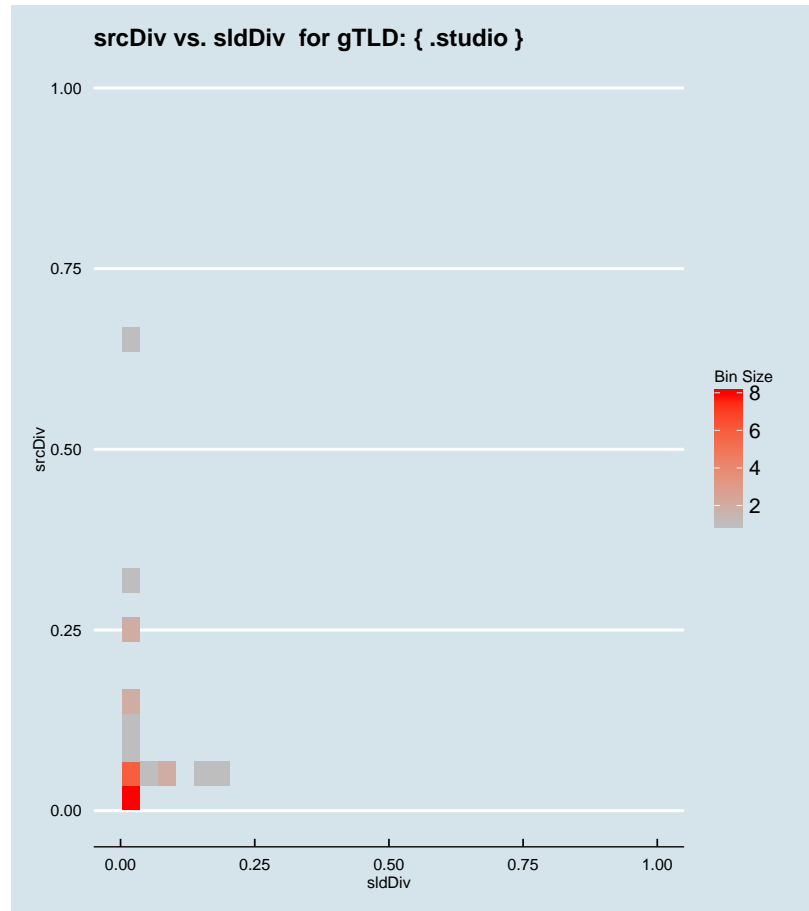


Figure 2.1594: Binned scatter-plot of srcDiv and sldDiv for gTLD: {.studio}.

## :: 2.1094 Representative SLDs for gTLD: {.study}

In this section, we collect representative SLDs related to gTLD: 'study'. We found 8 unique SLDs after filtering. A total of 30222 records were considered representative and they are 78.039% of the gTLD dump. Since the total number of records for this gTLD is 30222, there are 0 non-representative records (NRep). In addition, this set comprises  $1.24E-5$  of the entire data-set. Table 2.798 shows the corresponding SLDs ordered by the level of importance. Figure 2.1595 shows the record count (PPM) for each representative SLD. Figure 2.1596 shows the binned scatter-plot of srcDiv and sldDiv.

► {.study}  
Total SLDs: 8  
a-sldDiv: 78.039%  
a-oR: 0.001%  
NRep: 0

Individual SLD descriptors for gTLD: {study}										
SLD	count	sldDiv	$\phi$ -sldDiv	ipcount	srcDiv	$\phi$ -srcDiv	oR	a-srcDiv	a-oR	rem
INVALID	0.011	0.287	1.000	7.03E-4	0.063	0.009	4.55E-6	0.287	4.55E-6	19120
RANDOM10	0.005	0.117	1.000	3.69E-4	0.081	0.012	1.86E-6	0.404	6.41E-6	14589
INCATB	0.003	0.086	1.000	6.71E-4	0.201	0.048	1.37E-6	0.490	7.78E-6	11244
RANDOM13	0.003	0.081	1.000	5.13E-4	0.163	0.034	1.29E-6	0.571	9.06E-6	8106
INCATC	0.003	0.068	1.000	3.79E-4	0.143	0.029	1.09E-6	0.639	1.01E-5	5458
wpad	0.002	0.061	1.000	6.73E-4	0.284	0.071	9.72E-7	0.701	1.11E-5	3085
isatap	0.002	0.041	1.000	5.12E-4	0.320	0.081	6.55E-7	0.742	1.18E-5	1487
INCATF	0.001	0.038	1.000	9.9E-5	0.067	0.009	6.09E-7	0.780	1.24E-5	0

Table 2.798: Top 8 most significant SLDs for gTLD 'study'. The SLD list holds 78.039% of the entries found in the gTLD and 1.24E-5 of the total number of entries for the entire experiment. **count** represents the number of records found for the SLD (in parts per million). **sldDiv** is the raw count divided by the number of records of this gTLD dump file. **oR** is the ratio of raw count to the total number of records of the experiment.  **$\phi$ -sldDiv** represents the  $\phi$  percentile of sldDiv on the entire data-set. **a-srcDiv** is the cumulative srcDiv variable. **a-oR** is the cumulative oR.

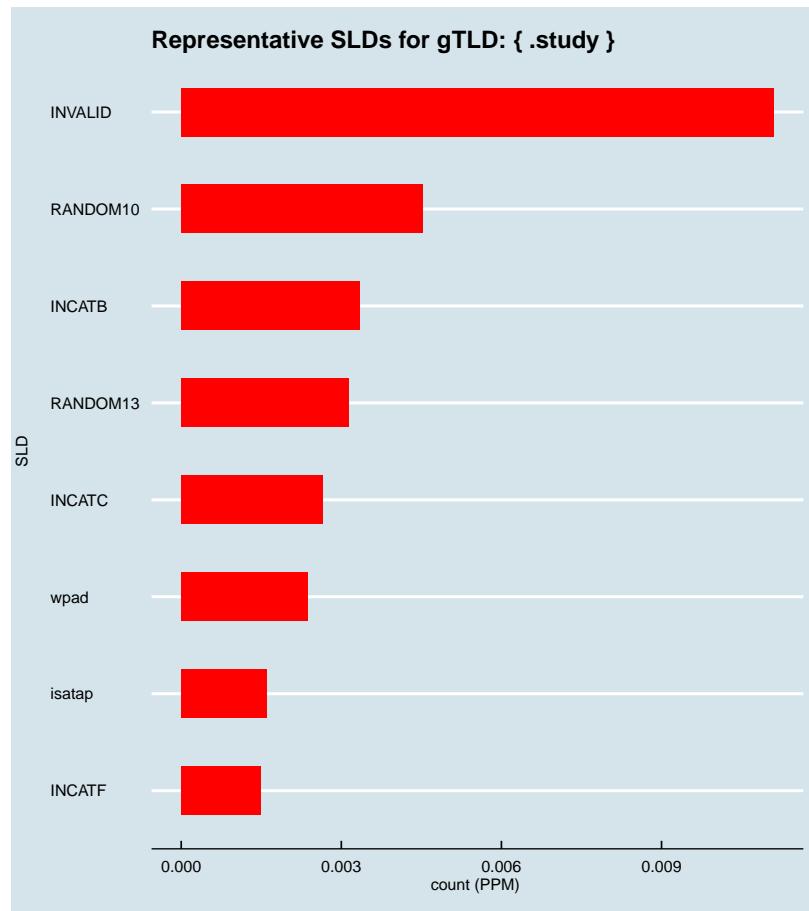


Figure 2.1595: Representative SLDs for gTLD: { .study }. The x axis displays number of times (in parts per million) the corresponding SLD (y axis) was found in the gTLD.

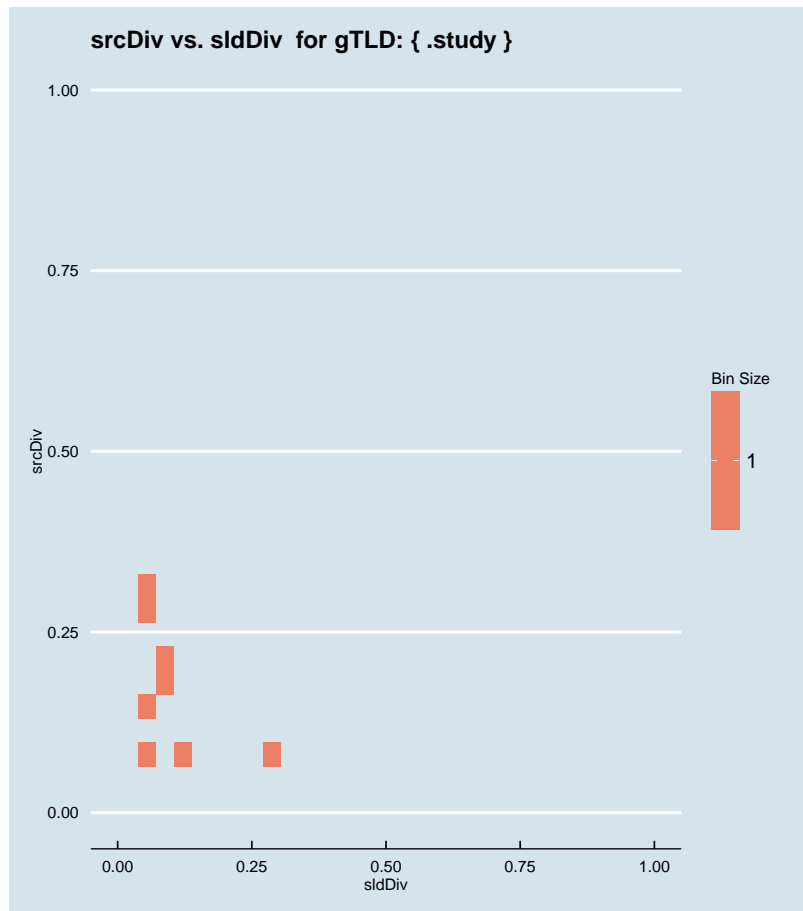


Figure 2.1596: Binned scatter-plot of srcDiv and sldDiv for gTLD: { .study}.

### :: 2.1095 Representative SLDs for gTLD: { .style }

In this section, we collect representative SLDs related to gTLD: 'style'. We found 8 unique SLDs after filtering. A total of 89847 records were considered representative and they are 90.251% of the gTLD dump. Since the total number of records for this gTLD is 89847, there are 0 non-representative records (NRep). In addition, this set comprises  $3.68E-5$  of the entire data-set. Table 2.799 shows the corresponding SLDs ordered by the level of importance. Figure 2.1597 shows the record count (PPM) for each representative SLD. Figure 2.1598 shows the binned scatter-plot of srcDiv and sldDiv.

► { .style }  
 Total SLDs: 8  
 a-sldDiv: 90.251%  
 a-oR: 0.004%  
 NRep: 0

Individual SLD descriptors for gTLD: {style}										
SLD	count	sldDiv	$\phi$ -sldDiv	ipcount	srcDiv	$\phi$ -srcDiv	oR	a-srcDiv	a-oR	rem
techno	0.060	0.599	1.000	1.29E-4	0.002	5.64E-5	2.44E-5	0.599	2.44E-5	30189
INCATD	0.007	0.074	1.000	4.5E-5	0.006	2.49E-4	3.01E-6	0.673	2.75E-5	22852
INCATF	0.007	0.068	1.000	3.26E-4	0.048	0.006	2.79E-6	0.741	3.02E-5	16034
INVALID	0.005	0.052	1.000	3.39E-4	0.066	0.009	2.11E-6	0.793	3.24E-5	10888
RANDOM13	0.004	0.039	1.000	4.73E-4	0.121	0.022	1.61E-6	0.832	3.4E-5	6971
INCATB	0.004	0.038	1.000	5.12E-4	0.134	0.026	1.57E-6	0.871	3.55E-5	3150
SHORTSLD	0.002	0.019	0.999	3.6E-4	0.192	0.042	7.69E-7	0.890	3.63E-5	1274
RANDOM10	0.001	0.013	0.999	2.13E-4	0.167	0.037	5.22E-7	0.903	3.68E-5	0

Table 2.799: Top 8 most significant SLDs for gTLD 'style'. The SLD list holds 90.251% of the entries found in the gTLD and 3.68E-5 of the total number of entries for the entire experiment. **count** represents the number of records found for the SLD (in parts per million). **sldDiv** is the raw count divided by the number of records of this gTLD dump file. **oR** is the ratio of raw count to the total number of records of the experiment.  **$\phi$ -sldDiv** represents the  $\phi$  percentile of sldDiv on the entire data-set. **a-srcDiv** is the cumulative srcDiv variable. **a-oR** is the cumulative oR.

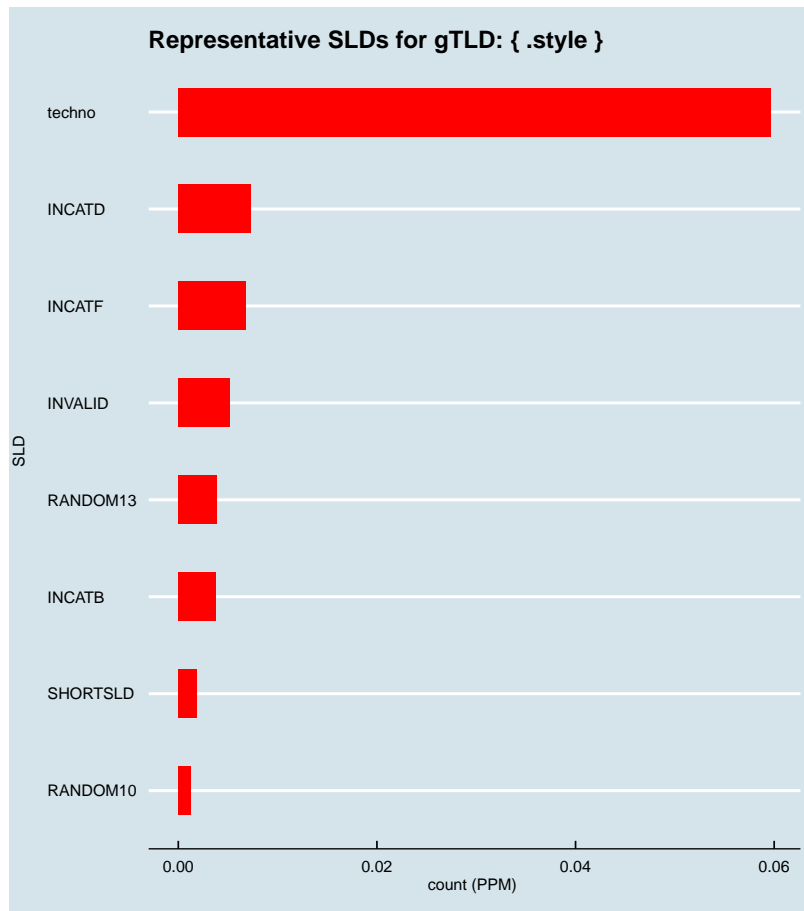


Figure 2.1597: Representative SLDs for gTLD: { .style}. The *x* axis displays number of times (in parts per million) the corresponding SLD (*y* axis) was found in the gTLD.

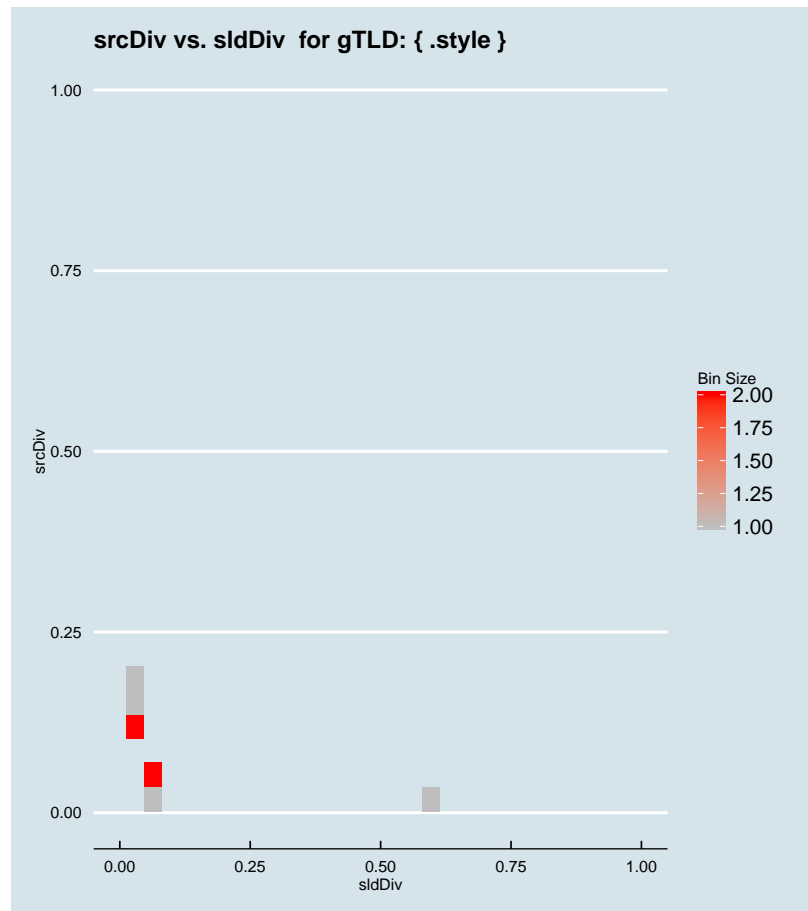


Figure 2.1598: Binned scatter-plot of srcDiv and sldDiv for gTLD: {.style}.

## :: 2.1096 Representative SLDs for gTLD: {.sucks}

In this section, we collect representative SLDs related to gTLD: 'sucks'. We found 1 unique SLDs after filtering. A total of 2306 records were considered representative and they are 31.486% of the gTLD dump. Since the total number of records for this gTLD is 2306, there are 0 non-representative records (NRep). In addition, this set comprises  $9.45E-7$  of the entire data-set. Table 2.800 shows the corresponding SLDs ordered by the level of importance. Figure 2.1599 shows the record count (PPM) for each representative SLD. Figure 2.1600 shows the binned scatter-plot of srcDiv and sldDiv.

► {.sucks}  
Total SLDs: 1  
a-sldDiv: 31.486%  
a-oR: 0.000%  
NRep: 0



Individual SLD descriptors for gTLD: {sucks}										
SLD	count	sldDiv	$\phi$ -sldDiv	ipcount	srcDiv	$\phi$ -srcDiv	oR	a-srcDiv	a-oR	rem
INVALID	0.002	0.315	1.000	1.5E-4	0.065	0.009	9.45E-7	0.315	9.45E-7	0

Table 2.800: Top 1 most significant SLDs for gTLD 'sucks'. The SLD list holds 31.486% of the entries found in the gTLD and 9.45E-7 of the total number of entries for the entire experiment. **count** represents the number of records found for the SLD (in parts per million). **sldDiv** is the raw count divided by the number of records of this gTLD dump file. **oR** is the ratio of raw count to the total number of records of the experiment.  **$\phi$ -sldDiv** represents the  $\phi$  percentile of sldDiv on the entire data-set. **a-srcDiv** is the cumulative srcDiv variable. **a-oR** is the cumulative oR.






Figure 2.1599: Representative SLDs for gTLD: { .sucks }. The x axis displays number of times (in parts per million) the corresponding SLD (y axis) was found in the gTLD.

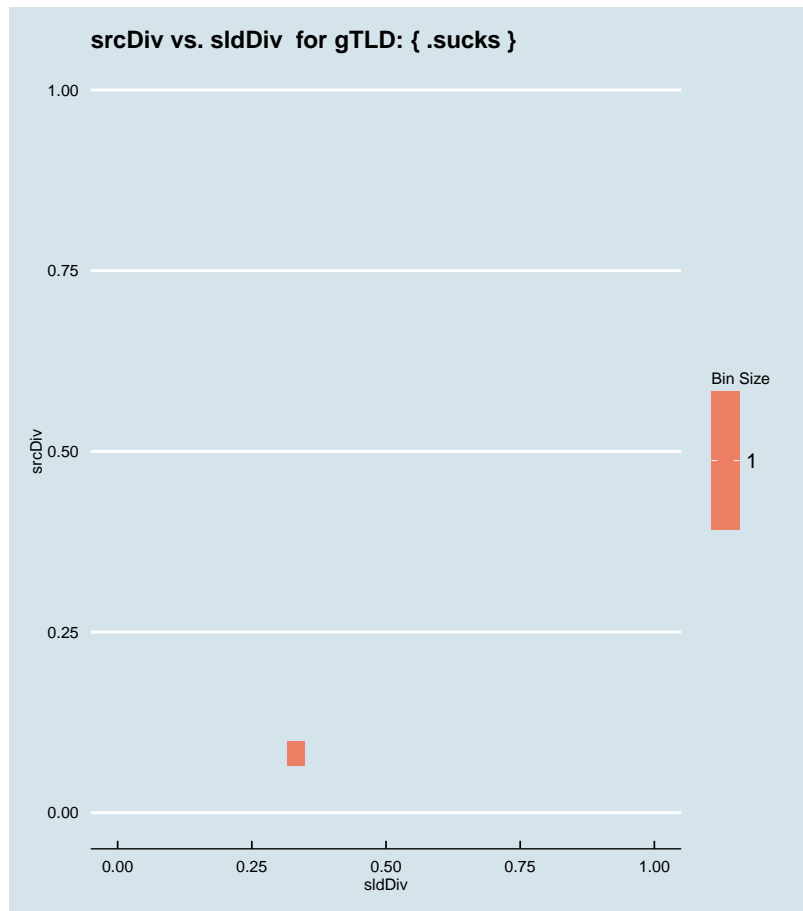


Figure 2.1600: Binned scatter-plot of srcDiv and sldDiv for gTLD: { .sucks }.

∴ 2.1097 Representative SLDs for gTLD: { .supersport }

In this section, we collect representative SLDs related to gTLD: 'supersport'. We found 0 unique SLDs after filtering. A total of 0 records were considered representative and they are 0.000% of the gTLD dump. Since the total number of records for this gTLD is 0, there are 0 non-representative records (NRep). In addition, this set comprises 0E0 of the entire data-set.

```
► { .supersport }
Total SLDs: 0
a-sldDiv: 0.000%
a-oR: 0.000%
NRep: 0
```

∴ 2.1098 Representative SLDs for gTLD: { .supplies }

In this section, we collect representative SLDs related to gTLD: 'supplies'. We found

```
► { .supplies }
Total SLDs: 0
a-sldDiv: 0.000%
a-oR: 0.000%
NRep: 0
```

0 unique SLDs after filtering. A total of 0 records were considered representative and they are 0.000% of the gTLD dump. Since the total number of records for this gTLD is 0, there are 0 non-representative records (NRep). In addition, this set comprises 0E0 of the entire data-set.

### :: 2.1099 Representative SLDs for gTLD: {.supply}

In this section, we collect representative SLDs related to gTLD: 'supply'. We found 3 unique SLDs after filtering. A total of 13060 records were considered representative and they are 53.663% of the gTLD dump. Since the total number of records for this gTLD is 13060, there are 0 non-representative records (NRep). In addition, this set comprises 5.35E−6 of the entire data-set. Table 2.801 shows the corresponding SLDs ordered by the level of importance. Figure 2.1601 shows the record count (PPM) for each representative SLD. Figure 2.1602 shows the binned scatter-plot of srcDiv and sldDiv.

▶ {.supply}  
Total SLDs: 3  
a-sldDiv: 53.663%  
a-oR: 0.001%  
NRep: 0

Individual SLD descriptors for gTLD: {.supply}										
SLD	count	sldDiv	$\phi$ -sldDiv	ipcount	srcDiv	$\phi$ -srcDiv	oR	a-srcDiv	a-oR	rem
INCATF	0.007	0.268	1.000	2.77E−4	0.042	0.005	2.67E−6	0.268	2.67E−6	6537
INCATC	0.004	0.170	1.000	2.57E−4	0.062	0.008	1.7E−6	0.438	4.37E−6	2392
INCATD	0.002	0.098	1.000	1.73E−4	0.072	0.011	9.8E−7	0.537	5.35E−6	0

Table 2.801: Top 3 most significant SLDs for gTLD 'supply'. The SLD list holds 53.663% of the entries found in the gTLD and 5.35E−6 of the total number of entries for the entire experiment. **count** represents the number of records found for the SLD (in parts per million). **sldDiv** is the raw count divided by the number of records of this gTLD dump file. **oR** is the ratio of raw count to the total number of records of the experiment.  **$\phi$ -sldDiv** represents the  $\phi$  percentile of sldDiv on the entire data-set. **a-srcDiv** is the cumulative srcDiv variable. **a-oR** is the cumulative oR.

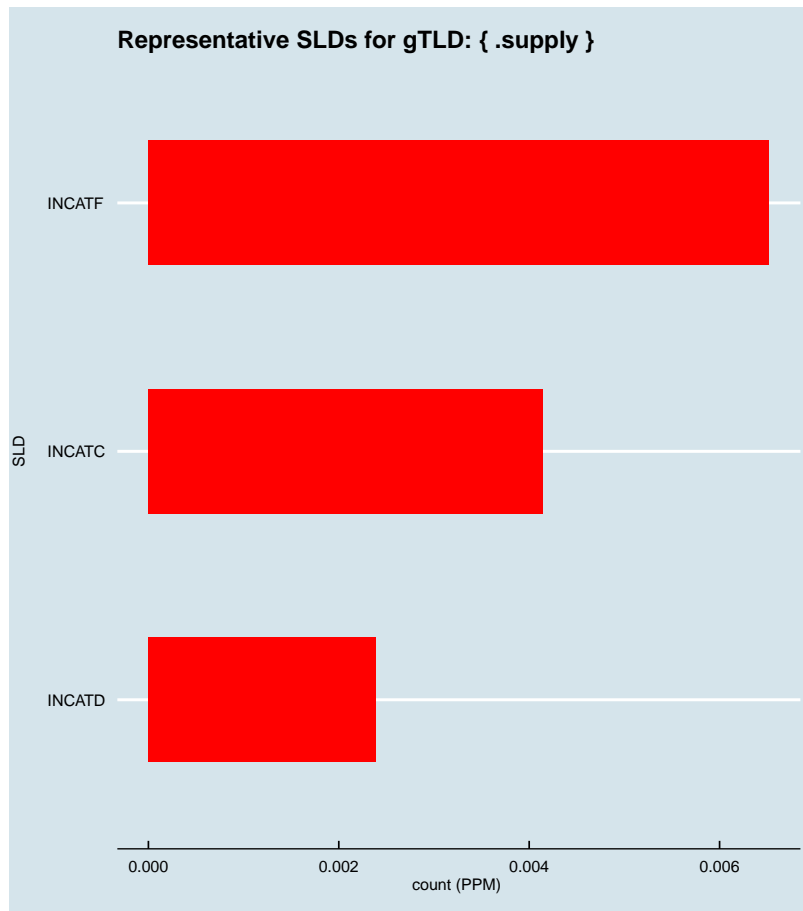


Figure 2.1601: Representative SLDs for gTLD: { .supply}. The *x* axis displays number of times (in parts per million) the corresponding SLD (*y* axis) was found in the gTLD.

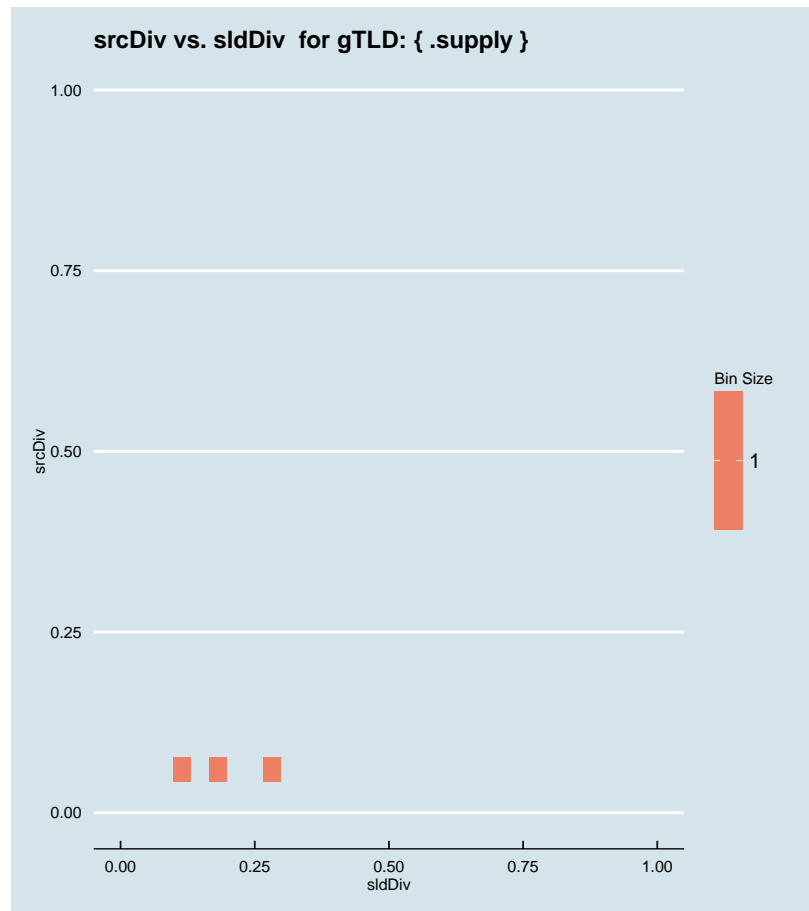


Figure 2.1602: Binned scatter-plot of srcDiv and sldDiv for gTLD: { .supply }.

### ∴ 2.1100 Representative SLDs for gTLD: { .support }

In this section, we collect representative SLDs related to gTLD: 'support'. We found 10 unique SLDs after filtering. A total of 91723 records were considered representative and they are 75.082% of the gTLD dump. Since the total number of records for this gTLD is 91723, there are 0 non-representative records (NRep). In addition, this set comprises 3.76E−5 of the entire data-set. Table 2.802 shows the corresponding SLDs ordered by the level of importance. Figure 2.1603 shows the record count (PPM) for each representative SLD. Figure 2.1604 shows the binned scatter-plot of srcDiv and sldDiv.

► { .support }  
Total SLDs: 10  
a-sldDiv: 75.082%  
a-oR: 0.004%  
NRep: 0

Individual SLD descriptors for gTLD: {support}										
SLD	count	sldDiv	$\phi$ -sldDiv	ipcount	srcDiv	$\phi$ -srcDiv	oR	a-srcDiv	a-oR	rem
INCATB	0.028	0.228	1.000	0.003	0.104	0.018	1.14E-5	0.228	1.14E-5	63849
RANDOM13	0.018	0.144	1.000	9.04E-4	0.051	0.006	7.21E-6	0.372	1.86E-5	46253
INCATF	0.013	0.103	1.000	6.22E-4	0.049	0.006	5.16E-6	0.475	2.38E-5	33663
RANDOM10	0.010	0.083	1.000	6.5E-4	0.064	0.009	4.18E-6	0.559	2.8E-5	23475
INCATC	0.008	0.069	1.000	0.002	0.247	0.057	3.44E-6	0.627	3.14E-5	15079
INVALID	0.005	0.040	1.000	9.06E-4	0.184	0.041	2.02E-6	0.668	3.34E-5	10151
SHORTSLD	0.003	0.027	0.999	0.001	0.453	0.124	1.34E-6	0.695	3.48E-5	6879
isatap	0.003	0.025	0.999	6.84E-4	0.223	0.053	1.26E-6	0.720	3.6E-5	3815
wpad	0.002	0.019	0.999	5.49E-4	0.232	0.055	9.72E-7	0.739	3.7E-5	1444
INCATE	0.001	0.012	0.999	0.001	0.787	0.266	5.92E-7	0.751	3.76E-5	0

Table 2.802: Top 10 most significant SLDs for gTLD 'support'. The SLD list holds 75.082% of the entries found in the gTLD and 3.76E-5 of the total number of entries for the entire experiment. **count** represents the number of records found for the SLD (in parts per million). **sldDiv** is the raw count divided by the number of records of this gTLD dump file. **oR** is the ratio of raw count to the total number of records of the experiment.  **$\phi$ -sldDiv** represents the  $\phi$  percentile of sldDiv on the entire data-set. **a-srcDiv** is the cumulative srcDiv variable. **a-oR** is the cumulative oR.

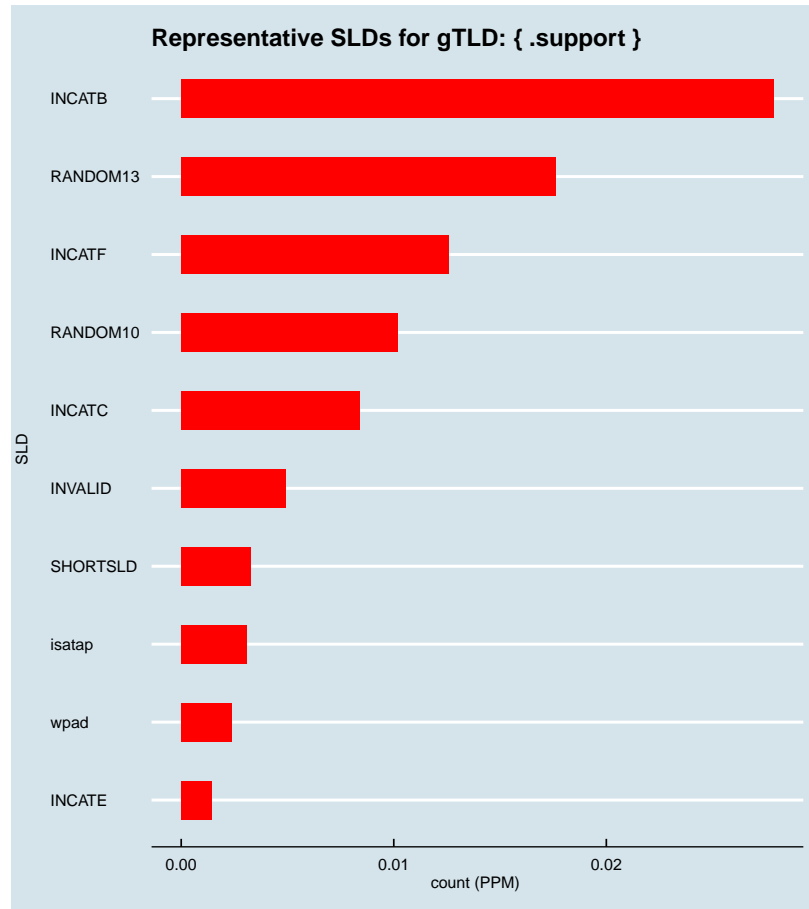


Figure 2.1603: Representative SLDs for gTLD: { .support }. The x axis displays number of times (in parts per million) the corresponding SLD (y axis) was found in the gTLD.

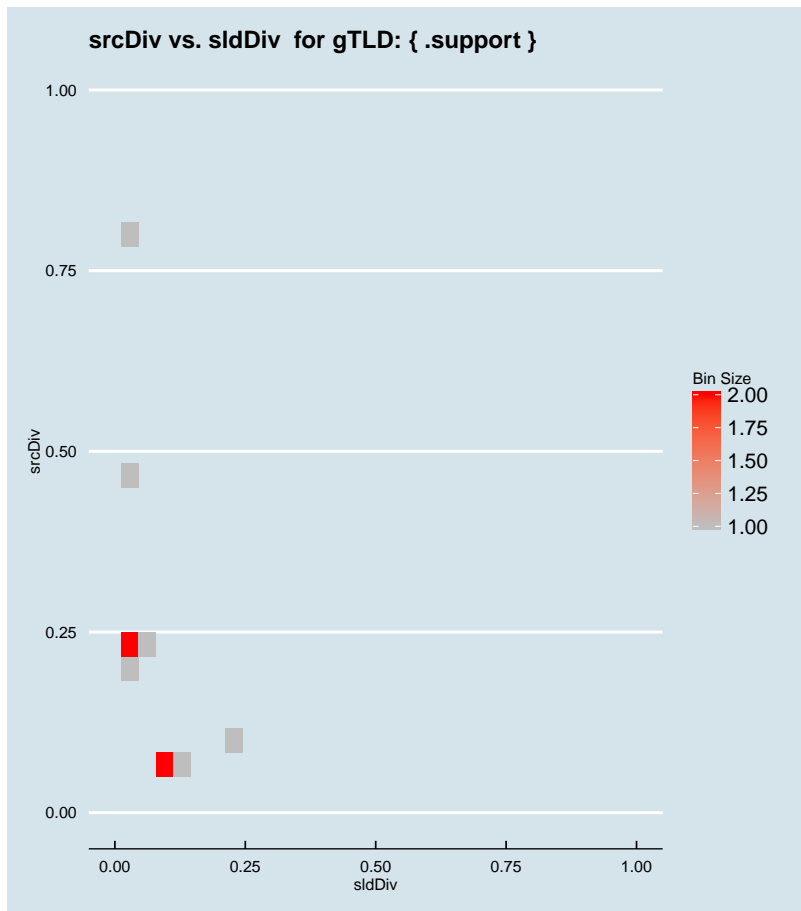


Figure 2.1604: Binned scatter-plot of srcDiv and sldDiv for gTLD: { .support }.

### :: 2.1101 Representative SLDs for gTLD: { .surf }

In this section, we collect representative SLDs related to gTLD: 'surf'. We found 5 unique SLDs after filtering. A total of 12225 records were considered representative and they are 65.325% of the gTLD dump. Since the total number of records for this gTLD is 12225, there are 0 non-representative records (NRep). In addition, this set comprises 5.01E−6 of the entire data-set. Table 2.803 shows the corresponding SLDs ordered by the level of importance. Figure 2.1605 shows the record count (PPM) for each representative SLD. Figure 2.1606 shows the binned scatter-plot of srcDiv and sldDiv.

► { .surf }  
 Total SLDs: 5  
 a-sldDiv: 65.325%  
 a-oR: 0.001%  
 NRep: 0



Individual SLD descriptors for gTLD: {surf}										
SLD	count	sldDiv	$\phi$ -sldDiv	ipcount	srcDiv	$\phi$ -srcDiv	oR	a-srcDiv	a-oR	rem
INVALID	0.006	0.298	1.000	4.12E-4	0.074	0.011	2.29E-6	0.298	2.29E-6	6640
INCATB	0.002	0.126	1.000	5.96E-4	0.252	0.065	9.69E-7	0.425	3.26E-6	4276
RANDOM10	0.002	0.099	1.000	2.59E-4	0.139	0.027	7.62E-7	0.524	4.02E-6	2417
RANDOM13	0.001	0.066	1.000	3.61E-4	0.293	0.075	5.04E-7	0.590	4.52E-6	1186
INCATE	0.001	0.063	1.000	4.05E-4	0.341	0.097	4.86E-7	0.653	5.01E-6	0

Table 2.803: Top 5 most significant SLDs for gTLD 'surf'. The SLD list holds 65.325% of the entries found in the gTLD and 5.01E-6 of the total number of entries for the entire experiment. **count** represents the number of records found for the SLD (in parts per million). **sldDiv** is the raw count divided by the number of records of this gTLD dump file. **oR** is the ratio of raw count to the total number of records of the experiment.  **$\phi$ -sldDiv** represents the  $\phi$  percentile of sldDiv on the entire data-set. **a-srcDiv** is the cumulative srcDiv variable. **a-oR** is the cumulative oR.

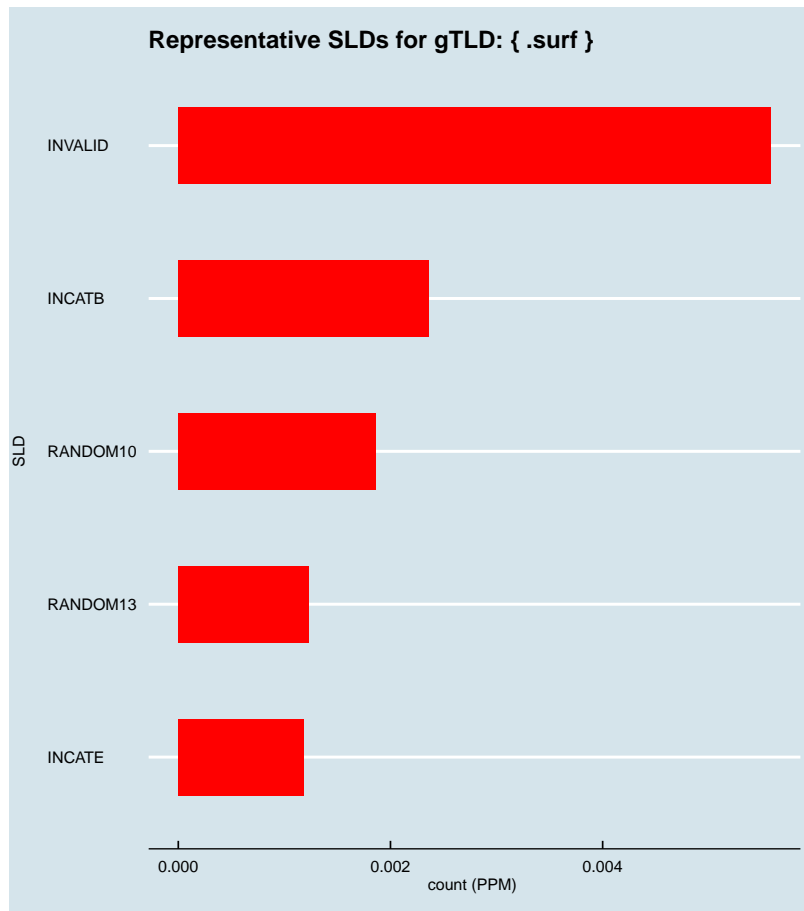


Figure 2.1605: Representative SLDs for gTLD: { .surf}. The *x* axis displays number of times (in parts per million) the corresponding SLD (*y* axis) was found in the gTLD.

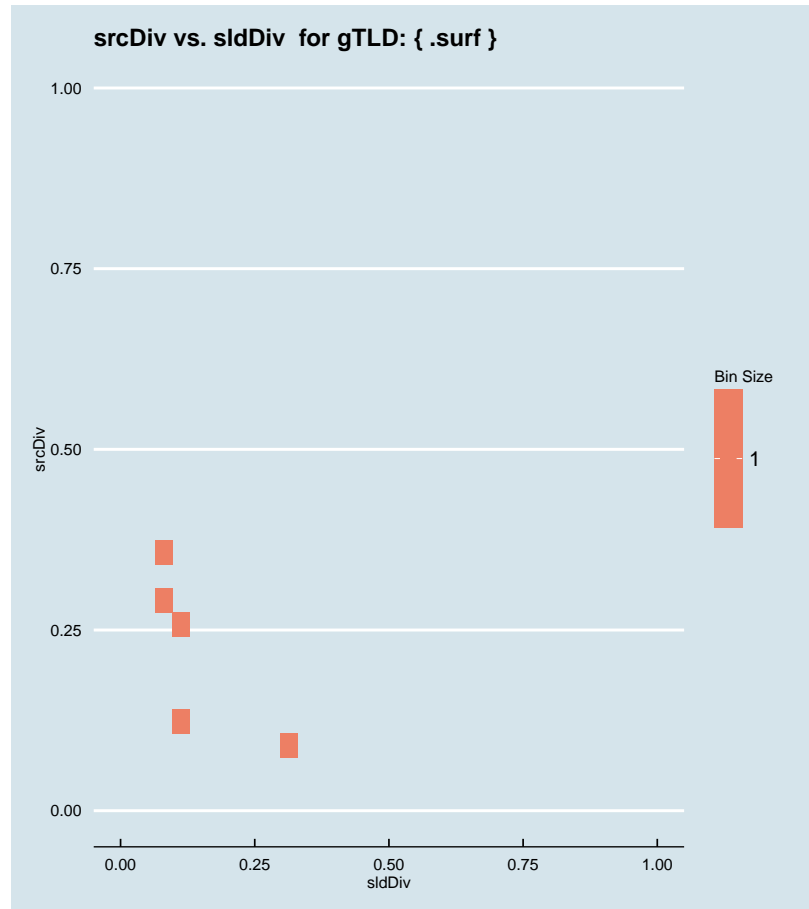


Figure 2.1606: Binned scatter-plot of srcDiv and sldDiv for gTLD: { .surf }.

## :: 2.1102 Representative SLDs for gTLD: { .surgery }

In this section, we collect representative SLDs related to gTLD: 'surgery'. We found 1 unique SLDs after filtering. A total of 1504 records were considered representative and they are 20.218% of the gTLD dump. Since the total number of records for this gTLD is 1504, there are 0 non-representative records (NRep). In addition, this set comprises  $6.16E-7$  of the entire data-set. Table 2.804 shows the corresponding SLDs ordered by the level of importance. Figure 2.1607 shows the record count (PPM) for each representative SLD. Figure 2.1608 shows the binned scatter-plot of srcDiv and sldDiv.

► { .surgery }  
Total SLDs: 1  
a-sldDiv: 20.218%  
a-oR: 0.000%  
NRep: 0



Individual SLD descriptors for gTLD: {surgery}										
SLD	count	sldDiv	$\phi$ -sldDiv	ipcount	srcDiv	$\phi$ -srcDiv	oR	a-srcDiv	a-oR	rem
INVALID	0.002	0.202	1.000	1.41E-4	0.094	0.015	6.16E-7	0.202	6.16E-7	0

Table 2.804: Top 1 most significant SLDs for gTLD 'surgery'. The SLD list holds 20.218% of the entries found in the gTLD and 6.16E-7 of the total number of entries for the entire experiment. **count** represents the number of records found for the SLD (in parts per million). **sldDiv** is the raw count divided by the number of records of this gTLD dump file. **oR** is the ratio of raw count to the total number of records of the experiment.  $\phi$ -**sldDiv** represents the  $\phi$  percentile of sldDiv on the entire data-set. **a-srcDiv** is the cumulative srcDiv variable. **a-oR** is the cumulative oR.

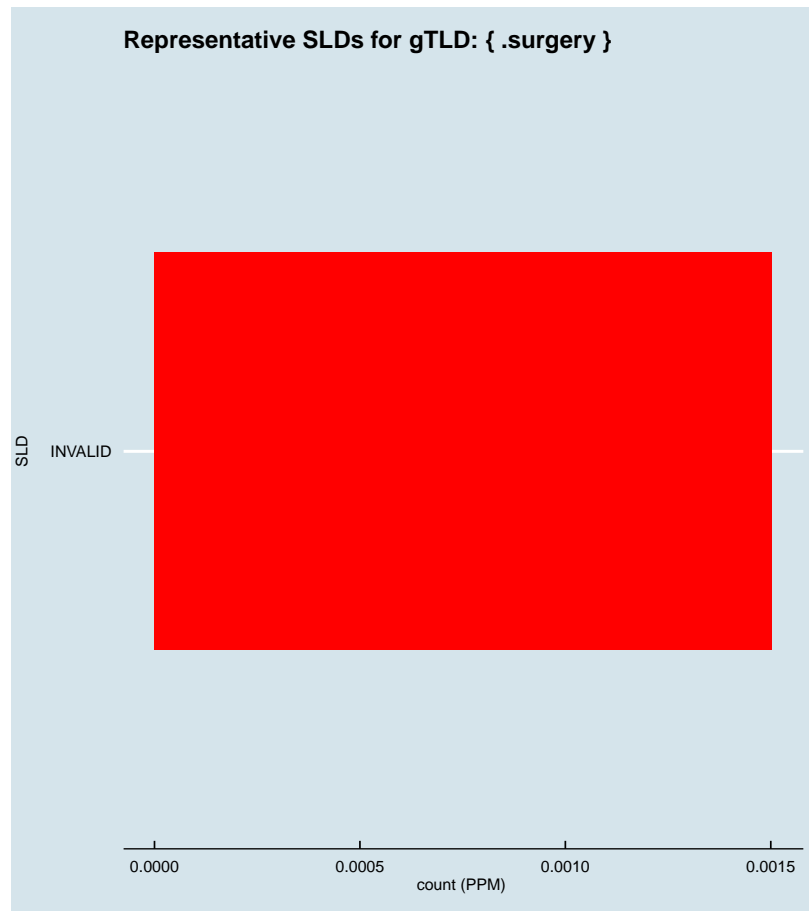


Figure 2.1607: Representative SLDs for gTLD: { .surgery }. The x axis displays number of times (in parts per million) the corresponding SLD (y axis) was found in the gTLD.

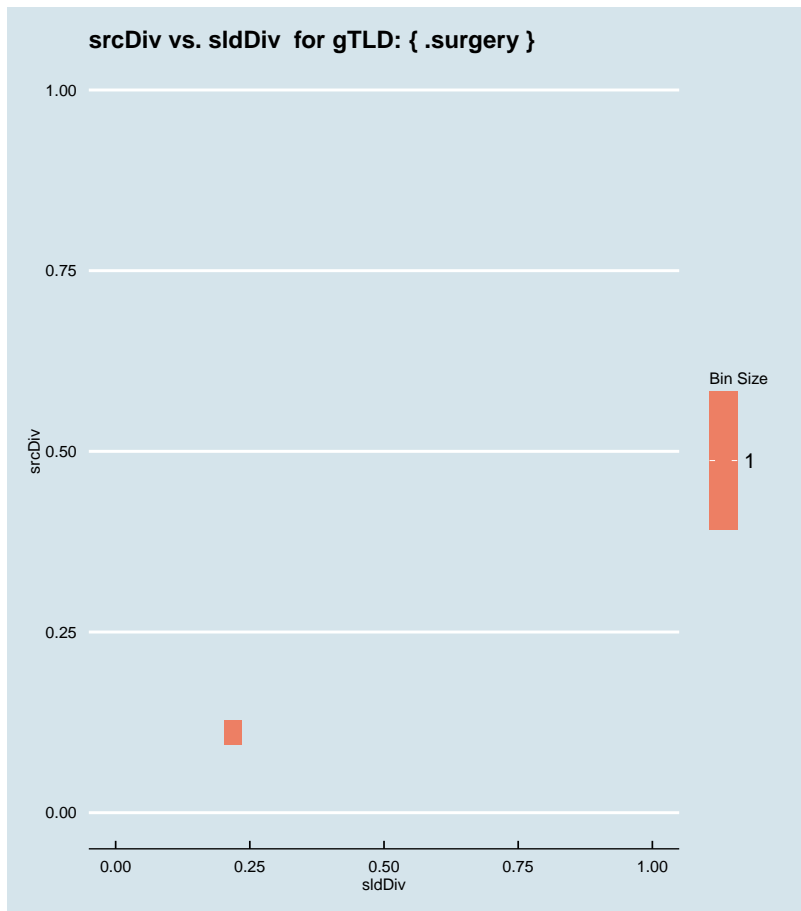


Figure 2.1608: Binned scatter-plot of srcDiv and sldDiv for gTLD: { .surgery }.

### :: 2.1103 Representative SLDs for gTLD: { .suzuki }

In this section, we collect representative SLDs related to gTLD: 'suzuki'. We found 7 unique SLDs after filtering. A total of 16402 records were considered representative and they are 66.569% of the gTLD dump. Since the total number of records for this gTLD is 16402, there are 0 non-representative records (NRep). In addition, this set comprises 6.72E-6 of the entire data-set. Table 2.805 shows the corresponding SLDs ordered by the level of importance. Figure 2.1609 shows the record count (PPM) for each representative SLD. Figure 2.1610 shows the binned scatter-plot of srcDiv and sldDiv.

► { .suzuki }  
 Total SLDs: 7  
 a-sldDiv: 66.569%  
 a-oR: 0.001%  
 NRep: 0

Individual SLD descriptors for gTLD: {suzuki}										
SLD	count	sldDiv	$\phi$ -sldDiv	ipcount	srcDiv	$\phi$ -srcDiv	oR	a-srcDiv	a-oR	rem
INCATF	0.004	0.150	1.000	2.59E-4	0.070	0.010	1.52E-6	0.150	1.52E-6	12701
INCATB	0.003	0.117	1.000	3.08E-4	0.107	0.019	1.18E-6	0.267	2.69E-6	9829
INVALID	0.003	0.112	1.000	3.35E-4	0.121	0.022	1.13E-6	0.379	3.82E-6	7069
RANDOM13	0.002	0.093	1.000	3.32E-4	0.145	0.030	9.36E-7	0.471	4.76E-6	4785
RANDOM10	0.002	0.084	1.000	2.47E-4	0.119	0.022	8.51E-7	0.556	5.61E-6	2708
INCATC	0.001	0.059	1.000	2.33E-4	0.159	0.033	6E-7	0.615	6.21E-6	1244
wpad	0.001	0.050	1.000	3.95E-4	0.318	0.080	5.1E-7	0.666	6.72E-6	0

Table 2.805: Top 7 most significant SLDs for gTLD 'suzuki'. The SLD list holds 66.569% of the entries found in the gTLD and 6.72E-6 of the total number of entries for the entire experiment. **count** represents the number of records found for the SLD (in parts per million). **sldDiv** is the raw count divided by the number of records of this gTLD dump file. **oR** is the ratio of raw count to the total number of records of the experiment.  **$\phi$ -sldDiv** represents the  $\phi$  percentile of sldDiv on the entire data-set. **a-srcDiv** is the cumulative srcDiv variable. **a-oR** is the cumulative oR.

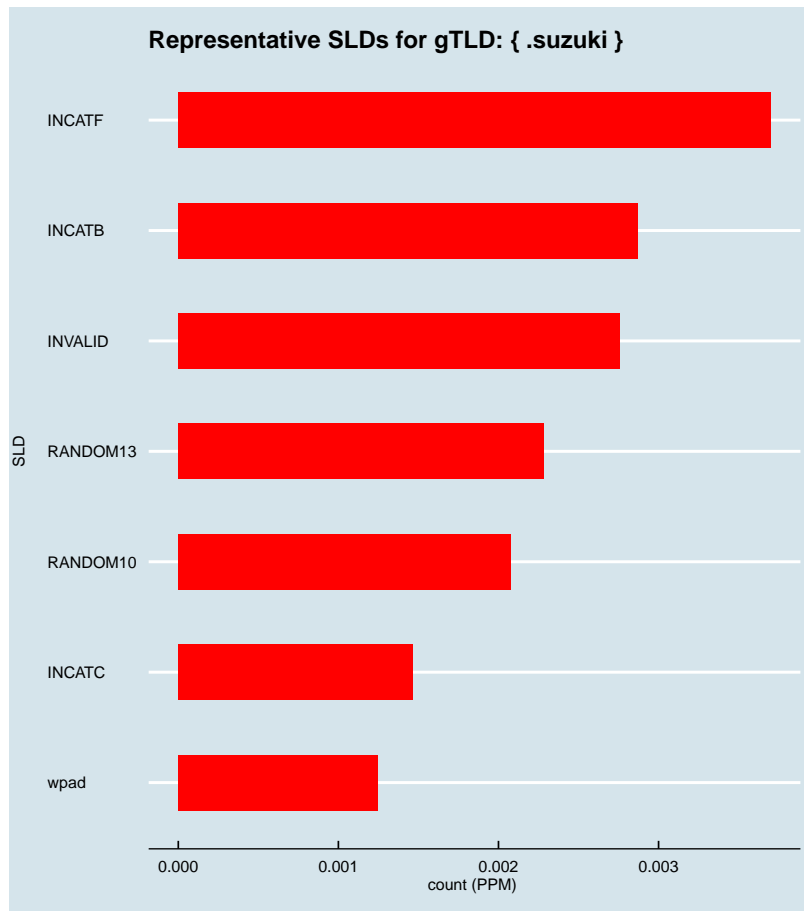


Figure 2.1609: Representative SLDs for gTLD: { .suzuki}. The *x* axis displays number of times (in parts per million) the corresponding SLD (*y* axis) was found in the gTLD.



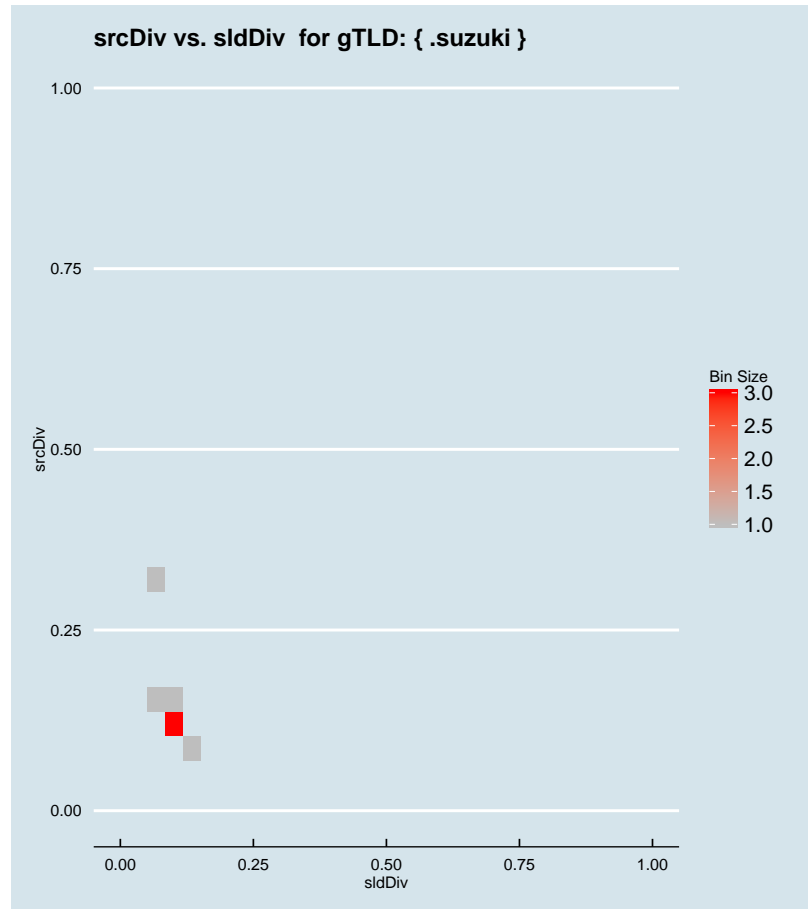


Figure 2.1610: Binned scatter-plot of srcDiv and sldDiv for gTLD: { .suzuki}.

### :: 2.1104 Representative SLDs for gTLD: { .svr }

In this section, we collect representative SLDs related to gTLD: 'svr'. We found 30 unique SLDs after filtering. A total of 220682 records were considered representative and they are 83.582% of the gTLD dump. Since the total number of records for this gTLD is 220682, there are 0 non-representative records (NRep). In addition, this set comprises  $9.04E-5$  of the entire data-set. Table 2.806 shows the corresponding SLDs ordered by the level of importance. Figure 2.1611 shows the record count (PPM) for each representative SLD. Figure 2.1612 shows the binned scatter-plot of srcDiv and sldDiv.

► { .svr }  
Total SLDs: 30  
a-sldDiv: 83.582%  
a-oR: 0.009%  
NRep: 0

Individual SLD descriptors for gTLD: {svr}										
SLD	count	sldDiv	$\phi$ -sldDiv	ipcount	srcDiv	$\phi$ -srcDiv	oR	a-srcDiv	a-oR	rem
INCATF	0.056	0.210	1.000	0.002	0.036	0.004	2.28E-5	0.210	2.28E-5	165109
INVALID	0.034	0.129	1.000	7.24E-4	0.021	0.002	1.39E-5	0.339	3.67E-5	131106
esbc	0.029	0.111	1.000	1.1E-4	0.004	1.27E-4	1.2E-5	0.450	4.87E-5	101788
RANDOM13	0.019	0.071	1.000	7.65E-4	0.041	0.004	7.64E-6	0.521	5.64E-5	83140
INCATB	0.015	0.055	1.000	0.001	0.075	0.011	5.99E-6	0.576	6.24E-5	68524
chinasc	0.008	0.030	1.000	2.5E-5	0.003	1E-4	3.27E-6	0.607	6.56E-5	60541
RANDOM10	0.007	0.026	0.999	5.72E-4	0.084	0.013	2.79E-6	0.632	6.84E-5	53735
astera	0.006	0.024	0.999	1.72E-4	0.027	0.002	2.64E-6	0.657	7.11E-5	47305
atload	0.005	0.020	0.999	0.002	0.351	0.098	2.16E-6	0.677	7.32E-5	42026
tipharco	0.005	0.019	0.999	1.45E-4	0.030	0.003	2.01E-6	0.695	7.52E-5	37113
interstil	0.005	0.017	0.999	4E-6	8.75E-4	1.42E-5	1.87E-6	0.713	7.71E-5	32539
marsvr	0.003	0.011	0.999	0.001	0.424	0.117	1.15E-6	0.723	7.83E-5	29721
ugamm	0.003	0.010	0.999	4.6E-5	0.017	0.001	1.11E-6	0.734	7.94E-5	27014
INCATD	0.003	0.010	0.999	3.06E-4	0.117	0.021	1.07E-6	0.743	8.04E-5	24392
emaptis	0.003	0.010	0.999	6.2E-5	0.025	0.002	1.03E-6	0.753	8.15E-5	21882
pedaids	0.002	0.007	0.999	7.5E-5	0.040	0.004	7.61E-7	0.760	8.22E-5	20024
eccouncil	0.002	0.007	0.999	2.4E-5	0.013	7.6E-4	7.52E-7	0.767	8.3E-5	18188
INCATC	0.002	0.006	0.999	2.89E-4	0.174	0.038	6.82E-7	0.773	8.37E-5	16524
spro9643	0.002	0.006	0.999	3.1E-5	0.019	0.001	6.59E-7	0.779	8.43E-5	14917
wpad	0.002	0.006	0.999	5.84E-4	0.377	0.104	6.35E-7	0.785	8.5E-5	13368
careerstud...	0.001	0.006	0.999	2.1E-5	0.014	8.58E-4	6.09E-7	0.791	8.56E-5	11881
issp	0.001	0.006	0.999	1.7E-5	0.011	6.16E-4	6.08E-7	0.796	8.62E-5	10397
dapan	0.001	0.006	0.999	1.6E-5	0.011	5.72E-4	6E-7	0.802	8.68E-5	8934
vyd	0.001	0.005	0.999	2.4E-5	0.018	0.001	5.49E-7	0.807	8.73E-5	7595
svr01	0.001	0.005	0.999	4.01E-4	0.300	0.076	5.48E-7	0.812	8.79E-5	6257
remex	0.001	0.005	0.999	1E-5	0.008	3.31E-4	5.46E-7	0.817	8.84E-5	4924
tmdev	0.001	0.005	0.999	6E-6	0.005	1.77E-4	5.13E-7	0.822	8.89E-5	3672
csnatl	0.001	0.005	0.999	1.6E-5	0.013	7.33E-4	5.13E-7	0.827	8.94E-5	2420
kendrascot...	0.001	0.005	0.999	1.15E-4	0.094	0.015	5.01E-7	0.831	8.99E-5	1198
cgf2	0.001	0.005	0.999	1.4E-5	0.012	6.37E-4	4.91E-7	0.836	9.04E-5	0

Table 2.806: Top 30 most significant SLDs for gTLD 'svr'. The SLD list holds 83.582% of the entries found in the gTLD and 9.04E-5 of the total number of entries for the entire experiment. **count** represents the number of records found for the SLD (in parts per million). **sldDiv** is the raw count divided by the number of records of this gTLD dump file. **oR** is the ratio of raw count to the total number of records of the experiment.  **$\phi$ -sldDiv** represents the  $\phi$  percentile of sldDiv on the entire data-set. **a-srcDiv** is the cumulative srcDiv variable. **a-oR** is the cumulative oR.



Figure 2.1611: Representative SLDs for gTLD: { .svr }. The  $x$  axis displays number of times (in parts per million) the corresponding SLD ( $y$  axis) was found in the gTLD.

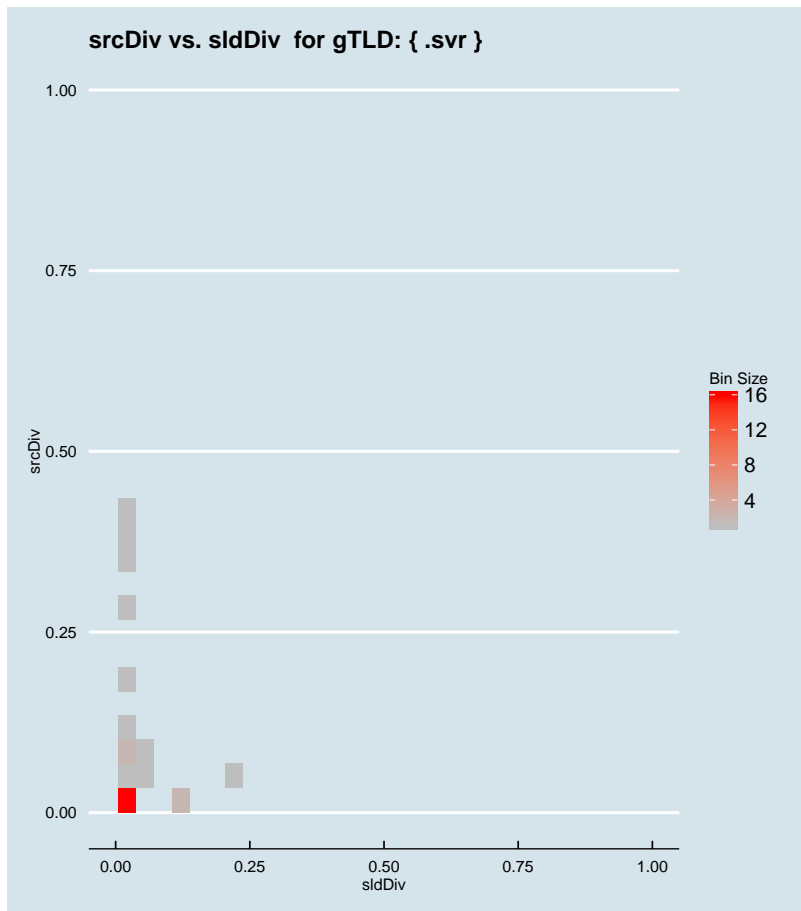


Figure 2.1612: Binned scatter-plot of srcDiv and sldDiv for gTLD: { .svr }.

### :: 2.1105 Representative SLDs for gTLD: { .swatch }

In this section, we collect representative SLDs related to gTLD: 'swatch'. We found 0 unique SLDs after filtering. A total of 0 records were considered representative and they are 0.000% of the gTLD dump. Since the total number of records for this gTLD is 0, there are 0 non-representative records (NRep). In addition, this set comprises 0EO of the entire data-set.

```
► { .swatch }
Total SLDs: 0
a-sldDiv: 0.000%
a-oR: 0.000%
NRep: 0
```

### :: 2.1106 Representative SLDs for gTLD: { .swiftcover }

In this section, we collect representative SLDs related to gTLD: 'swiftcover'. We found

```
► { .swiftcover }
Total SLDs: 0
a-sldDiv: 0.000%
a-oR: 0.000%
NRep: 0
```

0 unique SLDs after filtering. A total of 0 records were considered representative and they are 0.000% of the gTLD dump. Since the total number of records for this gTLD is 0, there are 0 non-representative records (NRep). In addition, this set comprises 0E0 of the entire data-set.

## :: 2.1107 Representative SLDs for gTLD: {.swiss}

In this section, we collect representative SLDs related to gTLD: 'swiss'. We found 9 unique SLDs after filtering. A total of 49905 records were considered representative and they are 86.797% of the gTLD dump. Since the total number of records for this gTLD is 49905, there are 0 non-representative records (NRep). In addition, this set comprises 2.05E−5 of the entire data-set. Table 2.807 shows the corresponding SLDs ordered by the level of importance. Figure 2.1613 shows the record count (PPM) for each representative SLD. Figure 2.1614 shows the binned scatter-plot of srcDiv and sldDiv.

▶ {.swiss}  
Total SLDs: 9  
a-sldDiv: 86.797%  
a-oR: 0.002%  
NRep: 0

Individual SLD descriptors for gTLD: {.swiss}										
SLD	count	sldDiv	$\phi$ -sldDiv	ipcount	srcDiv	$\phi$ -srcDiv	oR	a-srcDiv	a-oR	rem
INCATB	0.015	0.261	1.000	5.36E−4	0.036	0.004	6.14E−6	0.261	6.14E−6	34925
INVALID	0.009	0.152	1.000	2.22E−4	0.025	0.002	3.59E−6	0.413	9.73E−6	26159
loro	0.008	0.139	1.000	2.4E−4	0.030	0.003	3.28E−6	0.552	1.3E−5	18145
stg	0.005	0.088	1.000	7.4E−5	0.015	9.04E−4	2.07E−6	0.640	1.51E−5	13088
INCATF	0.004	0.072	1.000	3.26E−4	0.079	0.012	1.69E−6	0.712	1.68E−5	8954
landert	0.004	0.061	1.000	1.68E−4	0.048	0.006	1.44E−6	0.774	1.82E−5	5430
RANDOM13	0.003	0.048	1.000	3.28E−4	0.119	0.022	1.13E−6	0.821	1.94E−5	2676
loroesc	0.001	0.024	0.999	1.08E−4	0.077	0.012	5.74E−7	0.846	1.99E−5	1275
buehler-co...	0.001	0.022	0.999	3E−5	0.024	0.002	5.23E−7	0.868	2.05E−5	0

Table 2.807: Top 9 most significant SLDs for gTLD 'swiss'. The SLD list holds 86.797% of the entries found in the gTLD and 2.05E−5 of the total number of entries for the entire experiment. **count** represents the number of records found for the SLD (in parts per million). **sldDiv** is the raw count divided by the number of records of this gTLD dump file. **oR** is the ratio of raw count to the total number of records of the experiment.  **$\phi$ -sldDiv** represents the  $\phi$  percentile of sldDiv on the entire data-set. **a-srcDiv** is the cumulative srcDiv variable. **a-oR** is the cumulative oR.

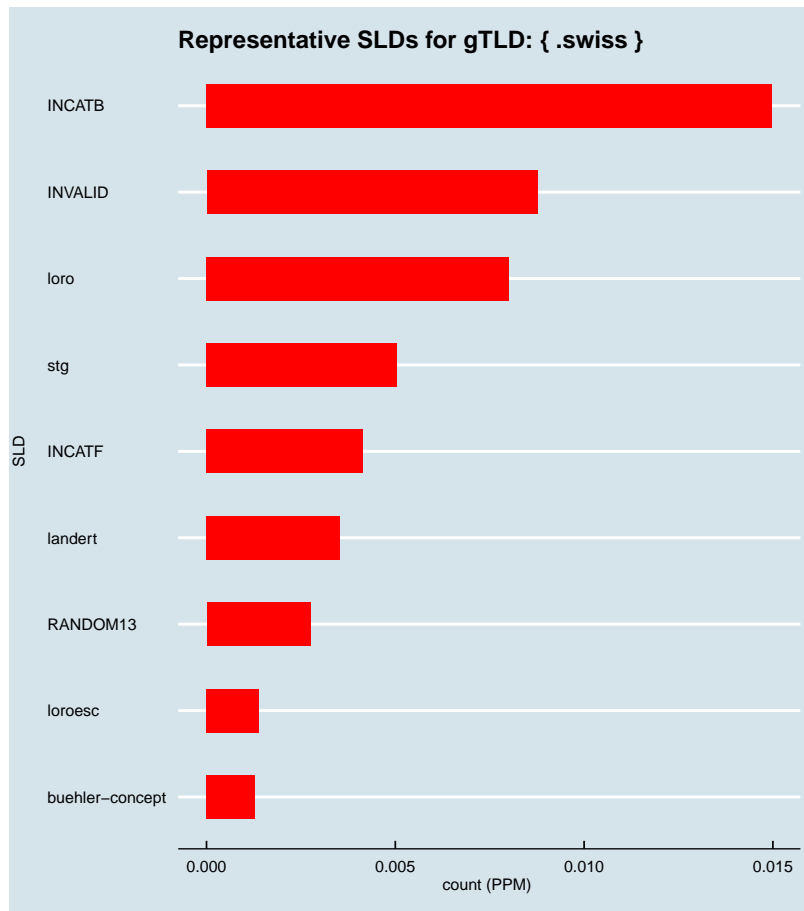


Figure 2.1613: Representative SLDs for gTLD: { .swiss }. The x axis displays number of times (in parts per million) the corresponding SLD (y axis) was found in the gTLD.

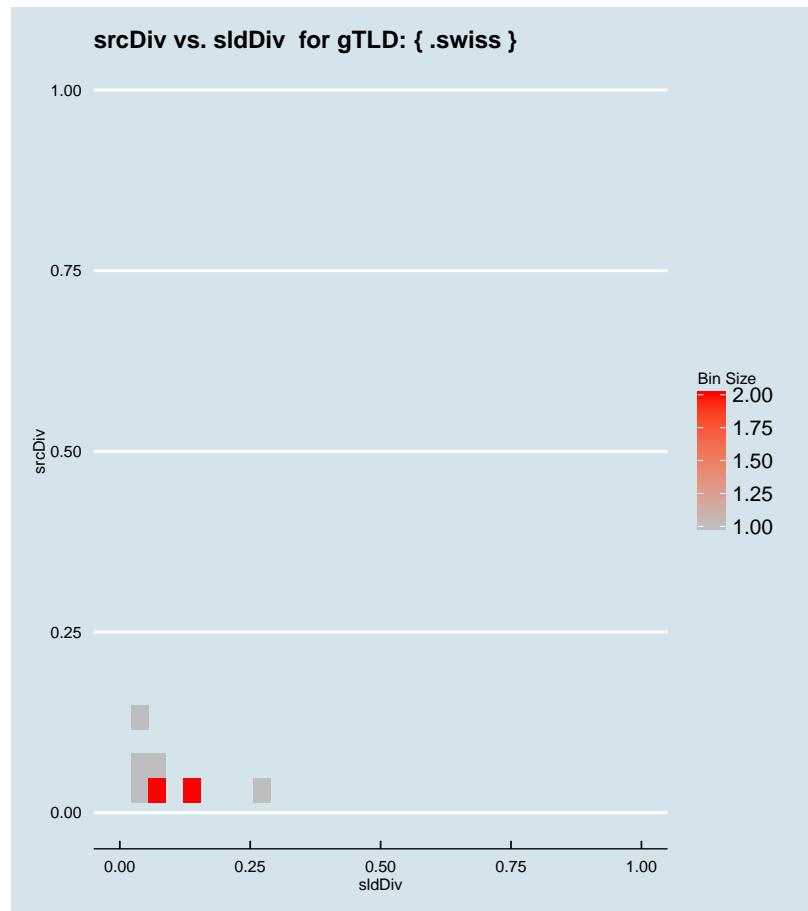


Figure 2.1614: Binned scatter-plot of srcDiv and sldDiv for gTLD: { .swiss }.

### :: 2.1108 Representative SLDs for gTLD: { .sx }

In this section, we collect representative SLDs related to gTLD: 'sx'. We found 12 unique SLDs after filtering. A total of 2799968 records were considered representative and they are 98.939% of the gTLD dump. Since the total number of records for this gTLD is 2799968, there are 0 non-representative records (NRep). In addition, this set comprises 0.001 of the entire data-set. Table 2.808 shows the corresponding SLDs ordered by the level of importance. Figure 2.1615 shows the record count (PPM) for each representative SLD. Figure 2.1616 shows the binned scatter-plot of srcDiv and sldDiv.

► { .sx }  
Total SLDs: 12  
a-sldDiv: 98.939%  
a-oR: 0.115%  
NRep: 0

Individual SLD descriptors for gTLD: {sx}										
SLD	count	sldDiv	$\phi$ -sldDiv	ipcount	srcDiv	$\phi$ -srcDiv	oR	a-srcDiv	a-oR	rem
ezdns	2.090	0.738	1.000	0.153	0.073	0.011	8.56E-4	0.738	8.56E-4	710464
SHORTSLD	0.347	0.123	1.000	0.027	0.078	0.012	1.42E-4	0.861	9.98E-4	363633
thepirateb...	0.286	0.101	1.000	0.092	0.321	0.081	1.17E-4	0.962	0.001	77811
dnshound	0.031	0.011	0.999	0.008	0.267	0.067	1.27E-5	0.973	0.001	46766
RANDOM13	0.024	0.009	0.999	0.003	0.120	0.022	1E-5	0.981	0.001	22348
wasm	0.006	0.002	0.998	3.13E-4	0.049	0.006	2.62E-6	0.984	0.001	15962
RANDOM10	0.005	0.002	0.997	0.002	0.468	0.127	2.01E-6	0.985	0.001	11066
INCATB	0.003	9.91E-4	0.996	0.001	0.361	0.100	1.15E-6	0.986	0.001	8261
ver	0.003	9.66E-4	0.996	3.86E-4	0.141	0.027	1.12E-6	0.987	0.001	5526
INCATC	0.002	8.2E-4	0.996	0.001	0.631	0.204	9.51E-7	0.988	0.001	3205
piratebay	0.002	7.1E-4	0.995	0.001	0.663	0.208	8.23E-7	0.989	0.001	1197
INCATE	0.001	4.23E-4	0.993	6.43E-4	0.537	0.181	4.91E-7	0.989	0.001	0

Table 2.808: Top 12 most significant SLDs for gTLD 'sx'. The SLD list holds 98.939% of the entries found in the gTLD and 0.001 of the total number of entries for the entire experiment. **count** represents the number of records found for the SLD (in parts per million). **sldDiv** is the raw count divided by the number of records of this gTLD dump file. **oR** is the ratio of raw count to the total number of records of the experiment.  **$\phi$ -sldDiv** represents the  $\phi$  percentile of sldDiv on the entire data-set. **a-srcDiv** is the cumulative srcDiv variable. **a-oR** is the cumulative oR.



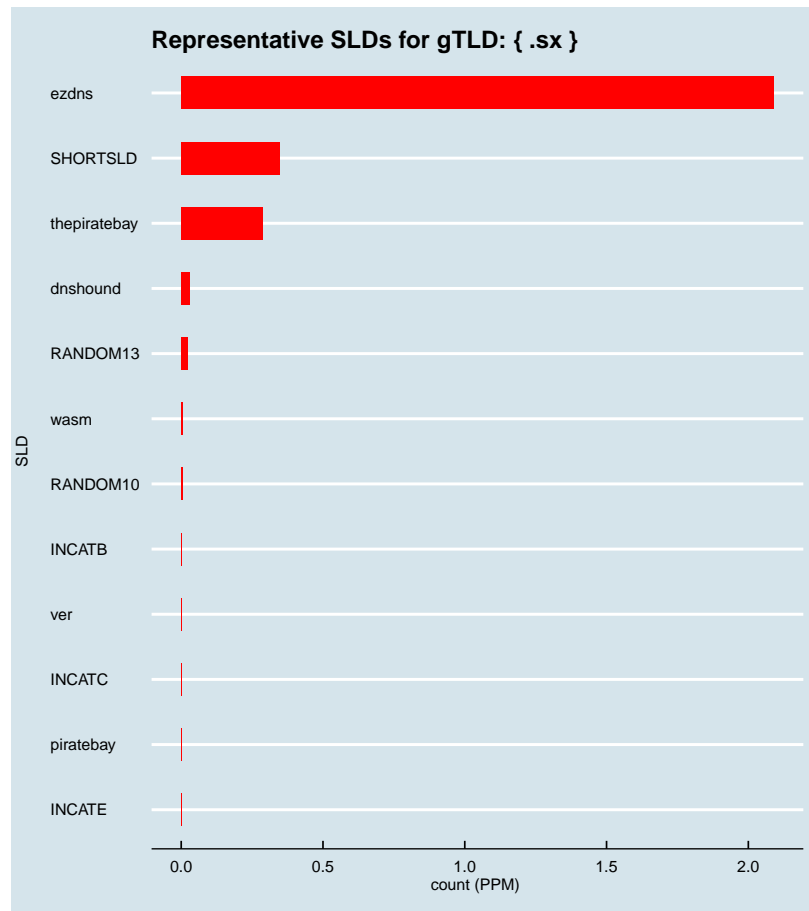


Figure 2.1615: Representative SLDs for gTLD: { .sx}. The x axis displays number of times (in parts per million) the corresponding SLD (y axis) was found in the gTLD.

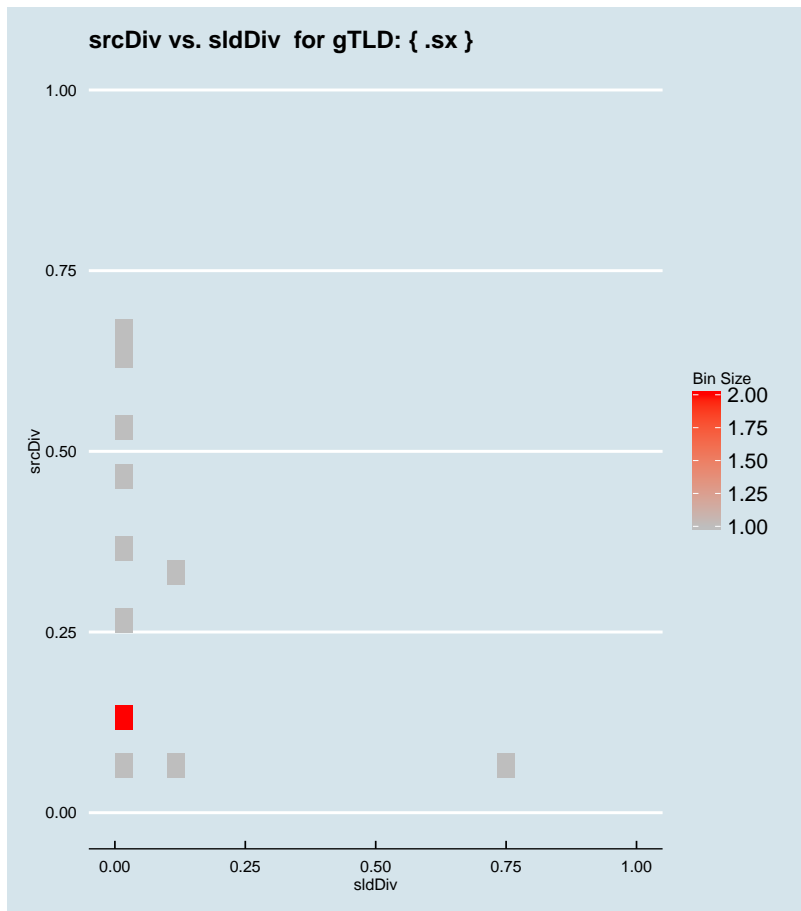


Figure 2.1616: Binned scatter-plot of srcDiv and sldDiv for gTLD: { .sx }.

### :: 2.1109 Representative SLDs for gTLD: { .sydney }

In this section, we collect representative SLDs related to gTLD: 'sydney'. We found 13 unique SLDs after filtering. A total of 71878 records were considered representative and they are 78.893% of the gTLD dump. Since the total number of records for this gTLD is 71878, there are 0 non-representative records (NRep). In addition, this set comprises  $2.95E-5$  of the entire data-set. Table 2.809 shows the corresponding SLDs ordered by the level of importance. Figure 2.1617 shows the record count (PPM) for each representative SLD. Figure 2.1618 shows the binned scatter-plot of srcDiv and sldDiv.

► { .sydney }  
 Total SLDs: 13  
 a-sldDiv: 78.893%  
 a-oR: 0.003%  
 NRep: 0

Individual SLD descriptors for gTLD: {sydney}										
SLD	count	sldDiv	$\phi$ -sldDiv	ipcount	srcDiv	$\phi$ -srcDiv	oR	a-srcDiv	a-oR	rem
soltech	0.028	0.306	1.000	1.33E-4	0.005	1.76E-4	1.14E-5	0.306	1.14E-5	43959
INCATF	0.015	0.169	1.000	4.8E-4	0.031	0.003	6.31E-6	0.475	1.78E-5	28559
ken10	0.006	0.060	1.000	2.1E-5	0.004	1.3E-4	2.26E-6	0.536	2E-5	23056
INVALID	0.005	0.050	1.000	5.82E-4	0.128	0.024	1.86E-6	0.586	2.19E-5	18508
RANDOM13	0.004	0.038	1.000	4.61E-4	0.132	0.025	1.44E-6	0.624	2.33E-5	15004
georgeinst...	0.003	0.032	1.000	4.44E-4	0.150	0.031	1.21E-6	0.657	2.45E-5	12049
INCATC	0.003	0.028	0.999	2.22E-4	0.088	0.014	1.03E-6	0.684	2.56E-5	9527
uni	0.002	0.024	0.999	0.001	0.555	0.184	9.05E-7	0.709	2.65E-5	7319
magellan	0.002	0.021	0.999	6.2E-5	0.033	0.003	7.81E-7	0.730	2.72E-5	5414
frontline	0.002	0.017	0.999	7.8E-5	0.049	0.006	6.47E-7	0.747	2.79E-5	3835
INCATD	0.001	0.016	0.999	1.34E-4	0.095	0.016	5.79E-7	0.762	2.85E-5	2422
isatap	0.001	0.014	0.999	3.24E-4	0.263	0.067	5.04E-7	0.776	2.9E-5	1191
wpad	0.001	0.013	0.999	3.13E-4	0.263	0.067	4.88E-7	0.789	2.95E-5	0

Table 2.809: Top 13 most significant SLDs for gTLD 'sydney'. The SLD list holds 78.893% of the entries found in the gTLD and 2.95E-5 of the total number of entries for the entire experiment. **count** represents the number of records found for the SLD (in parts per million). **sldDiv** is the raw count divided by the number of records of this gTLD dump file. **oR** is the ratio of raw count to the total number of records of the experiment.  **$\phi$ -sldDiv** represents the  $\phi$  percentile of sldDiv on the entire data-set. **a-srcDiv** is the cumulative srcDiv variable. **a-oR** is the cumulative oR.

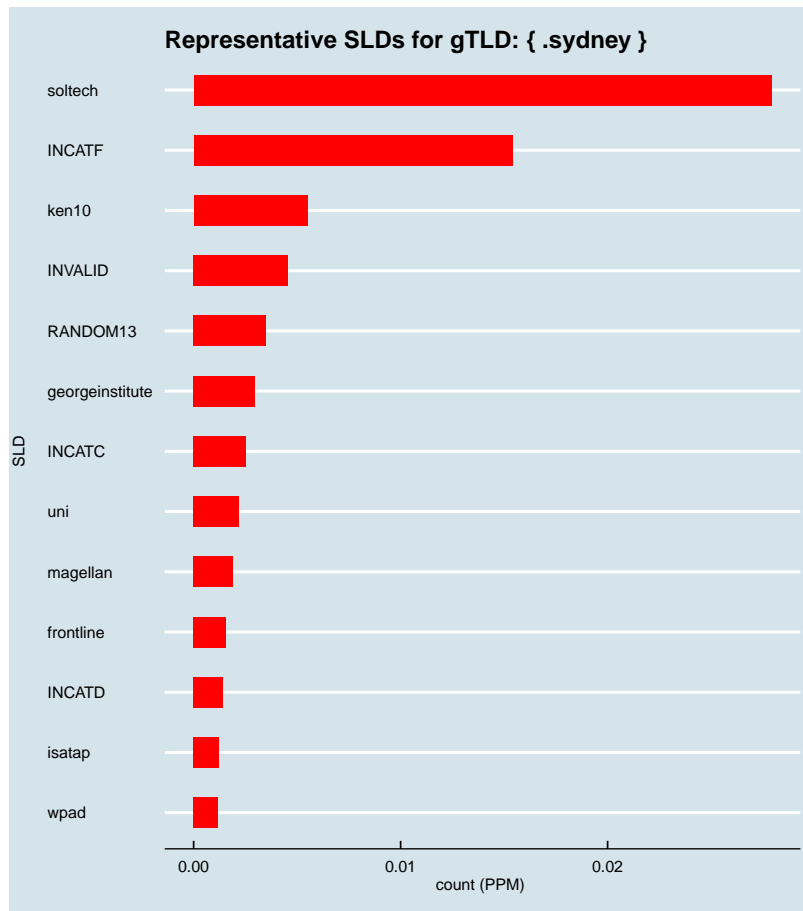


Figure 2.1617: Representative SLDs for gTLD: { .sydney }. The *x* axis displays number of times (in parts per million) the corresponding SLD (*y* axis) was found in the gTLD.

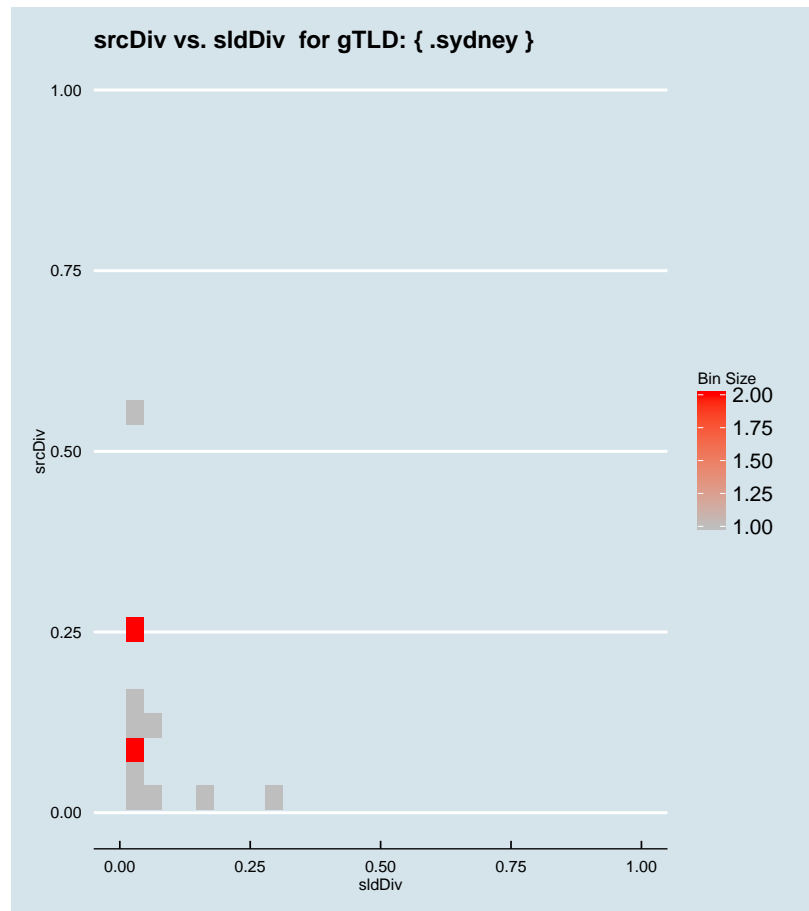


Figure 2.1618: Binned scatter-plot of srcDiv and sldDiv for gTLD: { .sydney}.

### :: 2.1110 Representative SLDs for gTLD: { .symantec }

In this section, we collect representative SLDs related to gTLD: 'symantec'. We found 2 unique SLDs after filtering. A total of 3229 records were considered representative and they are 37.464% of the gTLD dump. Since the total number of records for this gTLD is 3229, there are 0 non-representative records (NRep). In addition, this set comprises  $1.32E-6$  of the entire data-set. Table 2.810 shows the corresponding SLDs ordered by the level of importance. Figure 2.1619 shows the record count (PPM) for each representative SLD. Figure 2.1620 shows the binned scatter-plot of srcDiv and sldDiv.

► { .symantec }  
Total SLDs: 2  
a-sldDiv: 37.464%  
a-oR: 0.000%  
NRep: 0



Individual SLD descriptors for gTLD: {symantec}										
SLD	count	sldDiv	$\phi$ -sldDiv	ipcount	srcDiv	$\phi$ -srcDiv	oR	a-srcDiv	a-oR	rem
RANDOM13	0.002	0.238	1.000	3.74E-4	0.183	0.040	8.39E-7	0.238	8.39E-7	1181
INCATB	0.001	0.137	1.000	2.22E-4	0.188	0.042	4.84E-7	0.375	1.32E-6	0

Table 2.810: Top 2 most significant SLDs for gTLD 'symantec'. The SLD list holds 37.464% of the entries found in the gTLD and 1.32E-6 of the total number of entries for the entire experiment. **count** represents the number of records found for the SLD (in parts per million). **sldDiv** is the raw count divided by the number of records of this gTLD dump file. **oR** is the ratio of raw count to the total number of records of the experiment.  $\phi$ -**sldDiv** represents the  $\phi$  percentile of sldDiv on the entire data-set. **a-srcDiv** is the cumulative srcDiv variable. **a-oR** is the cumulative oR.

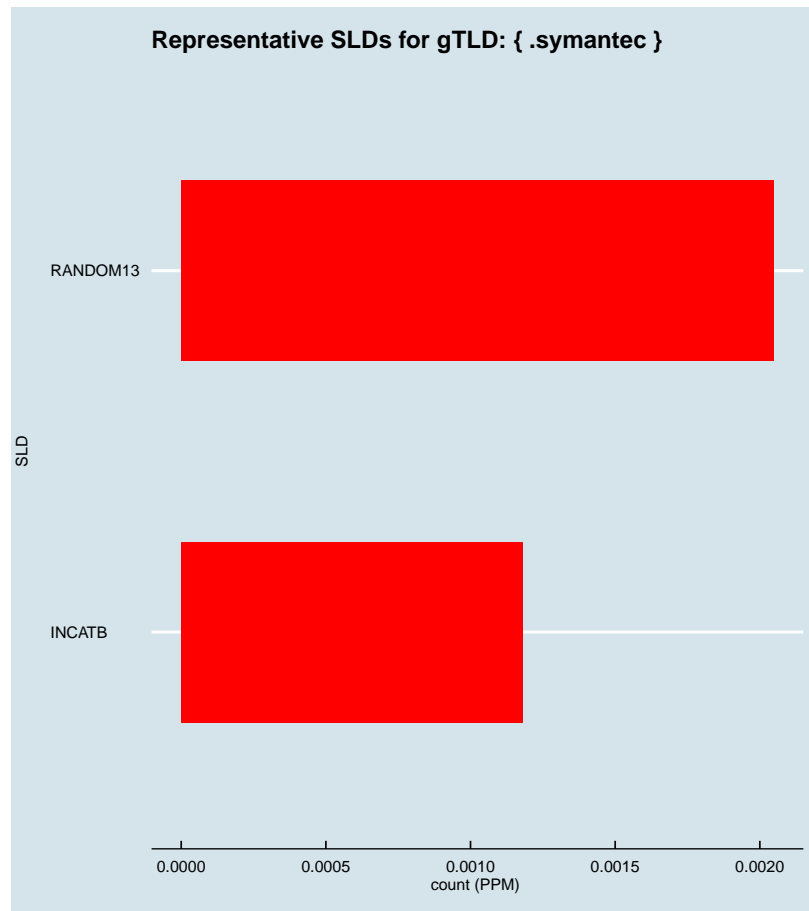


Figure 2.1619: Representative SLDs for gTLD: { .symantec }. The  $x$  axis displays number of times (in parts per million) the corresponding SLD ( $y$  axis) was found in the gTLD.

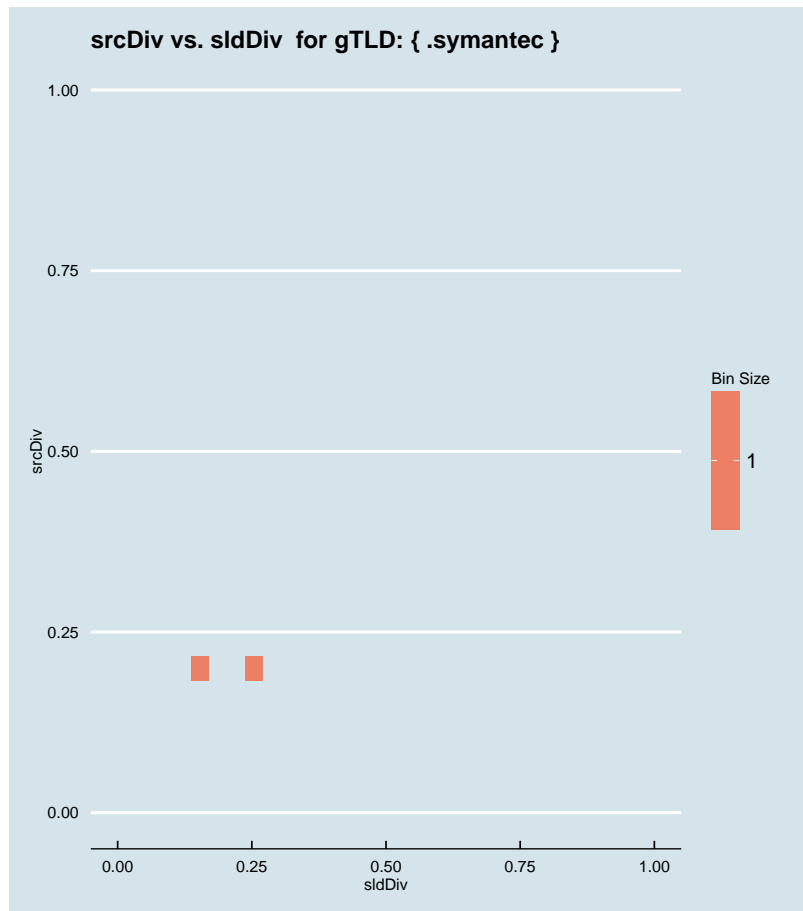


Figure 2.1620: Binned scatter-plot of srcDiv and sldDiv for gTLD: { .symantec }.

### :: 2.1111 Representative SLDs for gTLD: { .systems }

In this section, we collect representative SLDs related to gTLD: 'systems'. We found 18 unique SLDs after filtering. A total of 178214 records were considered representative and they are 92.452% of the gTLD dump. Since the total number of records for this gTLD is 178214, there are 0 non-representative records (NRep). In addition, this set comprises  $7.3E-5$  of the entire data-set. Table 2.811 shows the corresponding SLDs ordered by the level of importance. Figure 2.1621 shows the record count (PPM) for each representative SLD. Figure 2.1622 shows the binned scatter-plot of srcDiv and sldDiv.

► { .systems }  
 Total SLDs: 18  
 a-sldDiv: 92.452%  
 a-oR: 0.007%  
 NRep: 0



Individual SLD descriptors for gTLD: {systems}										
SLD	count	sldDiv	$\phi$ -sldDiv	ipcount	srcDiv	$\phi$ -srcDiv	oR	a-srcDiv	a-oR	rem
bally	0.105	0.543	1.000	8.43E-4	0.008	3.66E-4	4.29E-5	0.543	4.29E-5	73611
INCATF	0.017	0.086	1.000	0.001	0.073	0.011	6.8E-6	0.629	4.97E-5	57010
INVALID	0.009	0.046	1.000	6.44E-4	0.073	0.011	3.63E-6	0.675	5.33E-5	48148
INCATC	0.006	0.031	1.000	8.71E-4	0.144	0.029	2.48E-6	0.706	5.58E-5	42091
RANDOM13	0.005	0.025	0.999	7.63E-4	0.160	0.033	1.95E-6	0.731	5.77E-5	37327
happelzer	0.005	0.023	0.999	2.43E-4	0.054	0.007	1.84E-6	0.754	5.96E-5	32826
RANDOM10	0.004	0.022	0.999	5.21E-4	0.122	0.022	1.75E-6	0.776	6.13E-5	28551
INCATB	0.004	0.022	0.999	6.34E-4	0.151	0.031	1.73E-6	0.798	6.31E-5	24339
INCATD	0.004	0.020	0.999	8.66E-4	0.221	0.051	1.6E-6	0.819	6.47E-5	20424
gsi	0.004	0.020	0.999	4.73E-4	0.123	0.022	1.57E-6	0.838	6.62E-5	16592
bgs	0.003	0.017	0.999	8.2E-5	0.025	0.002	1.33E-6	0.855	6.76E-5	13338
august	0.003	0.016	0.999	5E-6	0.002	3.77E-5	1.25E-6	0.871	6.88E-5	10296
wpad	0.003	0.014	0.999	7.36E-4	0.278	0.070	1.09E-6	0.885	6.99E-5	7644
bonus	0.002	0.010	0.999	9.4E-5	0.050	0.006	7.77E-7	0.895	7.07E-5	5748
plc	0.002	0.008	0.999	5.9E-5	0.036	0.004	6.64E-7	0.903	7.13E-5	4128
agway	0.002	0.008	0.999	1.08E-4	0.070	0.010	6.29E-7	0.911	7.2E-5	2593
isatap	0.001	0.007	0.999	4.73E-4	0.335	0.096	5.78E-7	0.918	7.25E-5	1182
process	0.001	0.006	0.999	2.05E-4	0.173	0.038	4.84E-7	0.925	7.3E-5	0

Table 2.811: Top 18 most significant SLDs for gTLD 'systems'. The SLD list holds 92.452% of the entries found in the gTLD and 7.3E-5 of the total number of entries for the entire experiment. **count** represents the number of records found for the SLD (in parts per million). **sldDiv** is the raw count divided by the number of records of this gTLD dump file. **oR** is the ratio of raw count to the total number of records of the experiment.  **$\phi$ -sldDiv** represents the  $\phi$  percentile of sldDiv on the entire data-set. **a-srcDiv** is the cumulative srcDiv variable. **a-oR** is the cumulative oR.

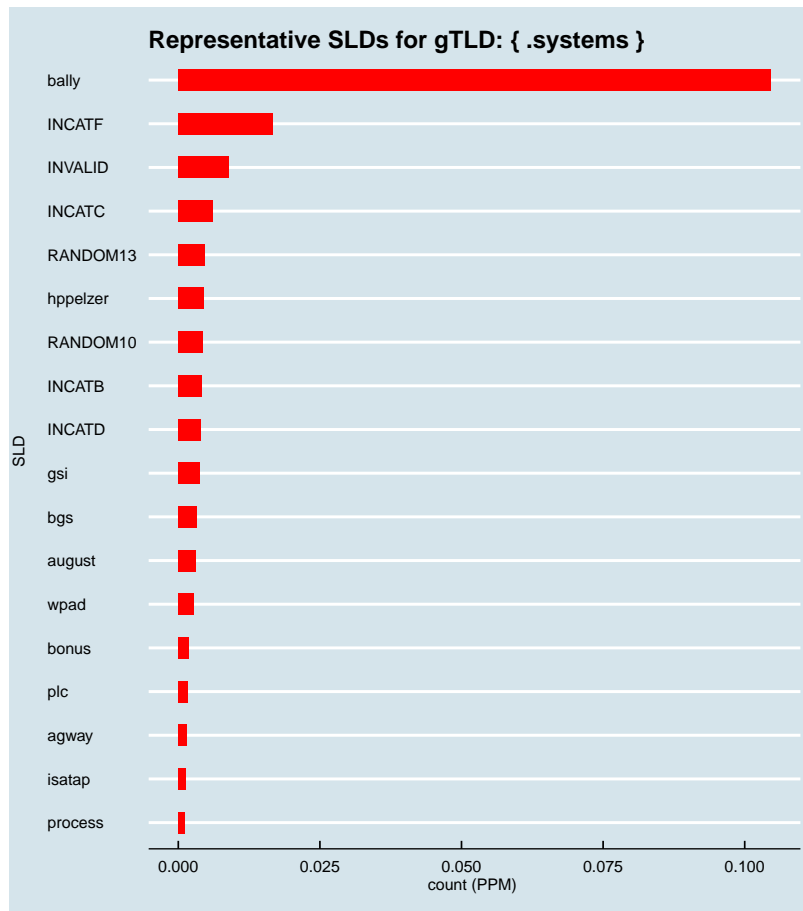


Figure 2.1621: Representative SLDs for gTLD: { .systems}. The x axis displays number of times (in parts per million) the corresponding SLD (y axis) was found in the gTLD.

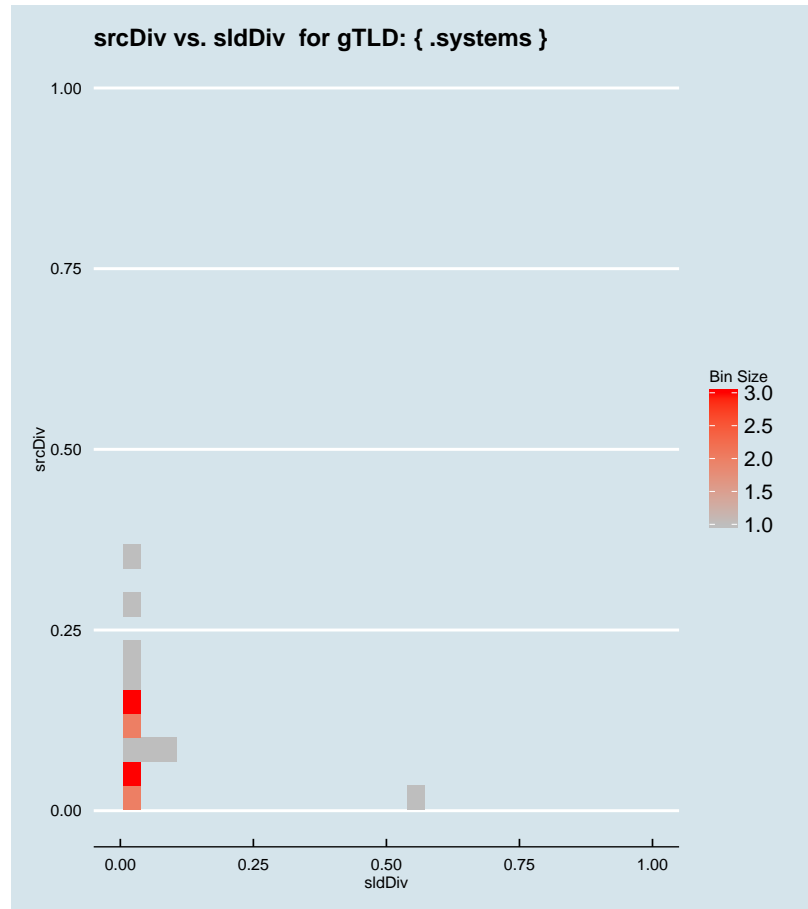


Figure 2.1622: Binned scatter-plot of srcDiv and sldDiv for gTLD: {.systems}.

### :: 2.1112 Representative SLDs for gTLD: {.tab}

In this section, we collect representative SLDs related to gTLD: 'tab'. We found 8 unique SLDs after filtering. A total of 38857 records were considered representative and they are 72.965% of the gTLD dump. Since the total number of records for this gTLD is 38857, there are 0 non-representative records (NRep). In addition, this set comprises 1.59E-5 of the entire data-set. Table 2.812 shows the corresponding SLDs ordered by the level of importance. Figure 2.1623 shows the record count (PPM) for each representative SLD. Figure 2.1624 shows the binned scatter-plot of srcDiv and sldDiv.

► {.tab}  
Total SLDs: 8  
a-sldDiv: 72.965%  
a-oR: 0.002%  
NRep: 0

Individual SLD descriptors for gTLD: {tab}										
SLD	count	sldDiv	$\phi$ -sldDiv	ipcount	srcDiv	$\phi$ -srcDiv	oR	a-srcDiv	a-oR	rem
gsc	0.021	0.401	1.000	7.09E-4	0.033	0.003	8.75E-6	0.401	8.75E-6	17512
INCATC	0.005	0.098	1.000	8.79E-4	0.168	0.037	2.14E-6	0.499	1.09E-5	12289
INVALID	0.003	0.063	1.000	3.46E-4	0.103	0.018	1.38E-6	0.562	1.23E-5	8921
RANDOM10	0.003	0.057	1.000	2.04E-4	0.067	0.009	1.25E-6	0.620	1.35E-5	5862
isatap	0.002	0.033	1.000	9.5E-5	0.054	0.007	7.25E-7	0.653	1.42E-5	4093
RANDOM13	0.002	0.030	1.000	3.98E-4	0.253	0.065	6.45E-7	0.682	1.49E-5	2520
INCATE	0.001	0.025	0.999	8.7E-4	0.659	0.208	5.41E-7	0.707	1.54E-5	1200
INCATB	0.001	0.023	0.999	4.24E-4	0.353	0.098	4.92E-7	0.730	1.59E-5	0

Table 2.812: Top 8 most significant SLDs for gTLD 'tab'. The SLD list holds 72.965% of the entries found in the gTLD and 1.59E-5 of the total number of entries for the entire experiment. **count** represents the number of records found for the SLD (in parts per million). **sldDiv** is the raw count divided by the number of records of this gTLD dump file. **oR** is the ratio of raw count to the total number of records of the experiment.  **$\phi$ -sldDiv** represents the  $\phi$  percentile of sldDiv on the entire data-set. **a-srcDiv** is the cumulative srcDiv variable. **a-oR** is the cumulative oR.

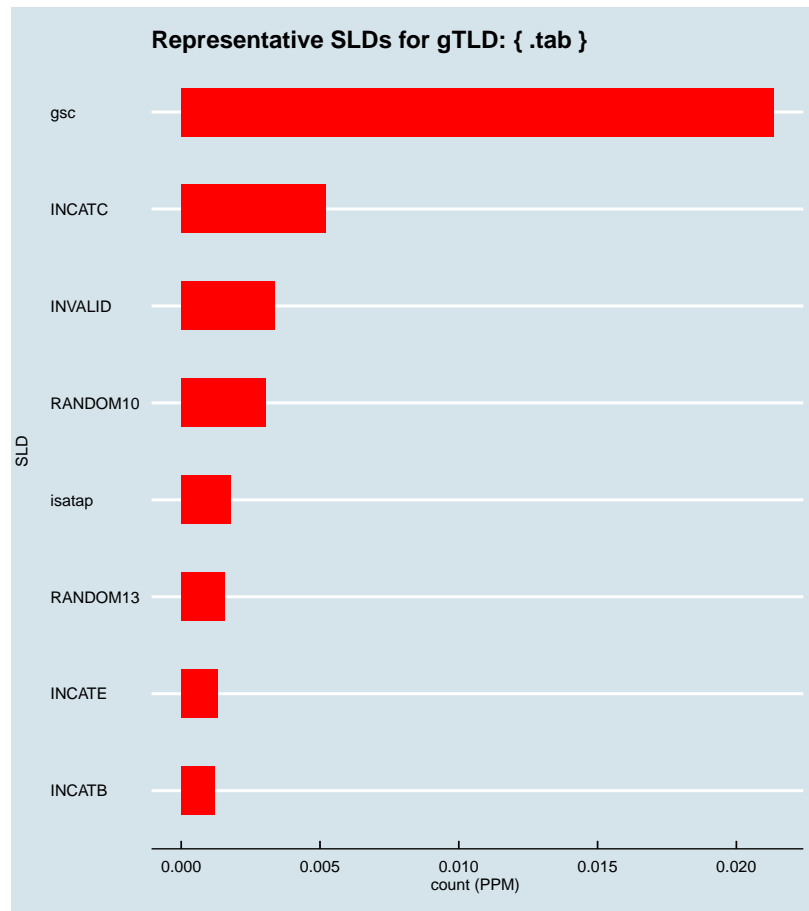


Figure 2.1623: Representative SLDs for gTLD: { .tab }. The  $x$  axis displays number of times (in parts per million) the corresponding SLD ( $y$  axis) was found in the gTLD.

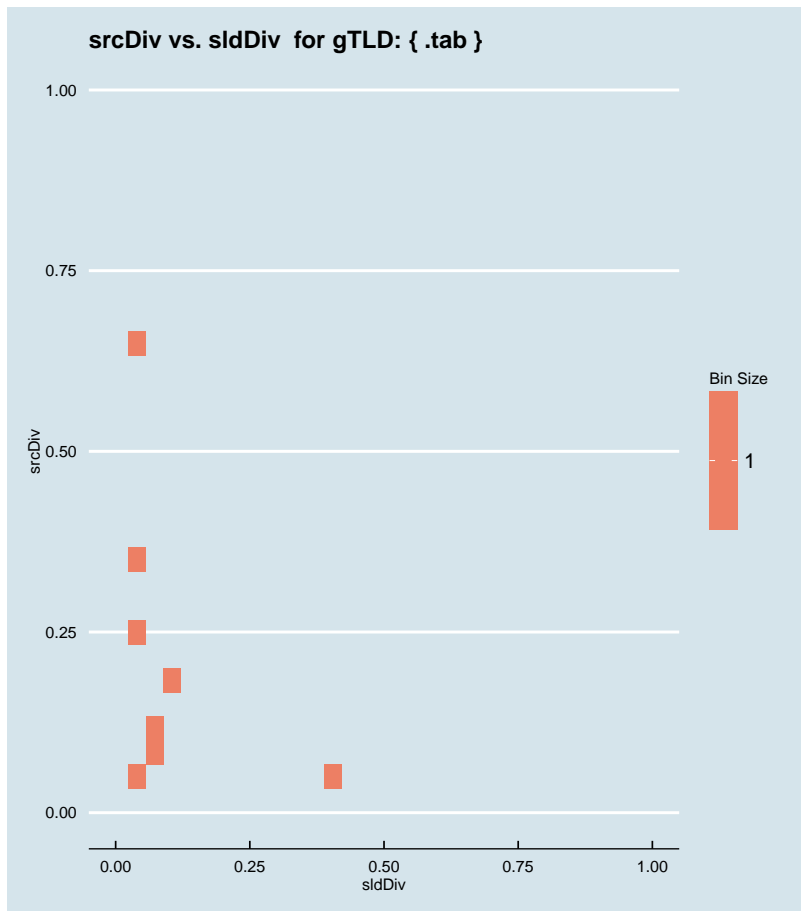


Figure 2.1624: Binned scatter-plot of srcDiv and sldDiv for gTLD: { .tab }.

### :: 2.1113 Representative SLDs for gTLD: { .taipei }

In this section, we collect representative SLDs related to gTLD: 'taipei'. We found 9 unique SLDs after filtering. A total of 40511 records were considered representative and they are 71.500% of the gTLD dump. Since the total number of records for this gTLD is 40511, there are 0 non-representative records (NRep). In addition, this set comprises  $1.66E-5$  of the entire data-set. Table 2.813 shows the corresponding SLDs ordered by the level of importance. Figure 2.1625 shows the record count (PPM) for each representative SLD. Figure 2.1626 shows the binned scatter-plot of srcDiv and sldDiv.

► { .taipei }  
 Total SLDs: 9  
 a-sldDiv: 71.500%  
 a-oR: 0.002%  
 NRep: 0

Individual SLD descriptors for gTLD: {taipei}										
SLD	count	sldDiv	$\phi$ -sldDiv	ipcount	srcDiv	$\phi$ -srcDiv	oR	a-srcDiv	a-oR	rem
INCATF	0.010	0.176	1.000	0.001	0.115	0.021	4.09E-6	0.176	4.09E-6	30534
dynastyid	0.007	0.126	1.000	8.78E-4	0.123	0.022	2.93E-6	0.302	7.02E-6	23387
workgroup	0.006	0.105	1.000	3.63E-4	0.061	0.008	2.43E-6	0.407	9.45E-6	17460
hsinfeng	0.005	0.086	1.000	8.09E-4	0.165	0.034	2.01E-6	0.493	1.15E-5	12564
INVALID	0.005	0.081	1.000	9.95E-4	0.217	0.051	1.88E-6	0.574	1.33E-5	7986
RANDOM10	0.003	0.050	1.000	8.19E-4	0.289	0.074	1.16E-6	0.624	1.45E-5	5151
INCATC	0.002	0.038	1.000	5.6E-4	0.257	0.066	8.94E-7	0.663	1.54E-5	2970
INCATB	0.002	0.030	1.000	6.21E-4	0.359	0.099	7.08E-7	0.693	1.61E-5	1242
ad1	0.001	0.022	0.999	2.22E-4	0.179	0.039	5.09E-7	0.715	1.66E-5	0

Table 2.813: Top 9 most significant SLDs for gTLD 'taipei'. The SLD list holds 71.500% of the entries found in the gTLD and 1.66E-5 of the total number of entries for the entire experiment. **count** represents the number of records found for the SLD (in parts per million). **sldDiv** is the raw count divided by the number of records of this gTLD dump file. **oR** is the ratio of raw count to the total number of records of the experiment.  **$\phi$ -sldDiv** represents the  $\phi$  percentile of sldDiv on the entire data-set. **a-srcDiv** is the cumulative srcDiv variable. **a-oR** is the cumulative oR.

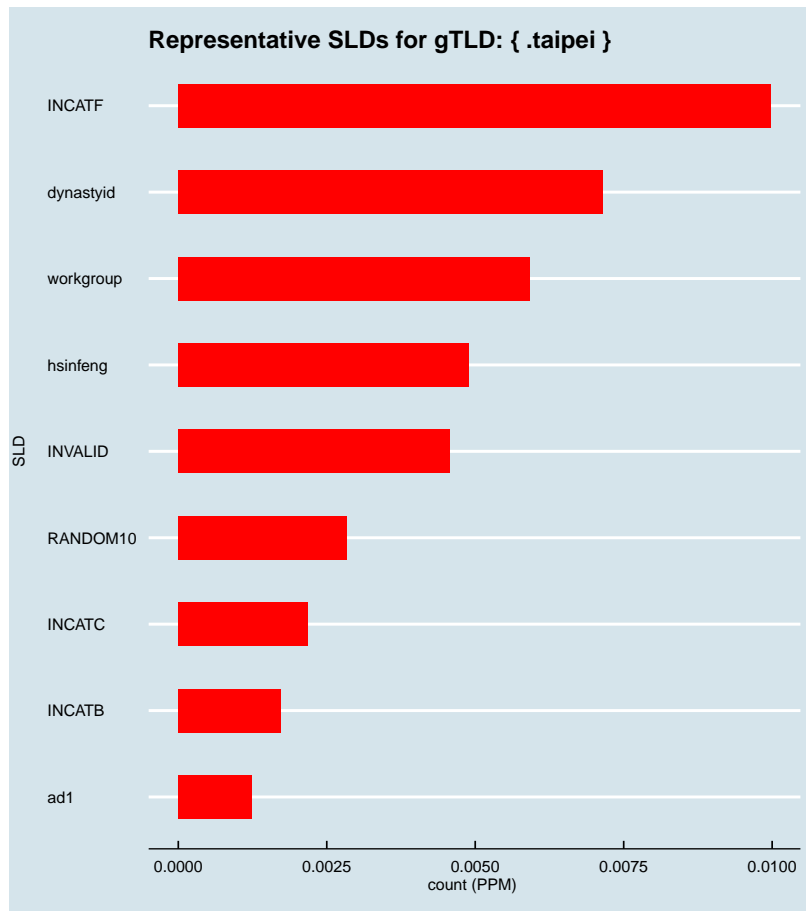


Figure 2.1625: Representative SLDs for gTLD: { .taipei}. The *x* axis displays number of times (in parts per million) the corresponding SLD (*y* axis) was found in the gTLD.



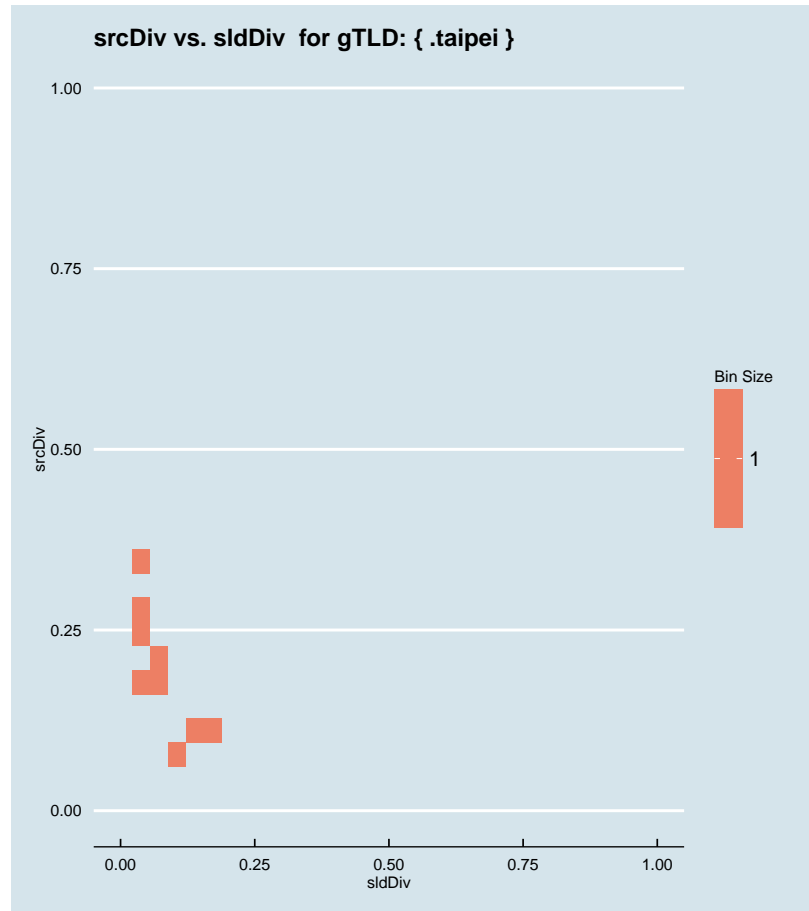


Figure 2.1626: Binned scatter-plot of srcDiv and sldDiv for gTLD: {.taipei}.

### :: 2.1114 Representative SLDs for gTLD: {.talk}

In this section, we collect representative SLDs related to gTLD: 'talk'. We found 4 unique SLDs after filtering. A total of 8785 records were considered representative and they are 49.952% of the gTLD dump. Since the total number of records for this gTLD is 8785, there are 0 non-representative records (NRep). In addition, this set comprises 3.6E-6 of the entire data-set. Table 2.814 shows the corresponding SLDs ordered by the level of importance. Figure 2.1627 shows the record count (PPM) for each representative SLD. Figure 2.1628 shows the binned scatter-plot of srcDiv and sldDiv.

► {.talk}  
Total SLDs: 4  
a-sldDiv: 49.952%  
a-oR: 0.000%  
NRep: 0



Individual SLD descriptors for gTLD: {talk}										
SLD	count	sldDiv	$\phi$ -sldDiv	ipcount	srcDiv	$\phi$ -srcDiv	oR	a-srcDiv	a-oR	rem
INCATC	0.004	0.211	1.000	0.002	0.472	0.128	1.52E-6	0.211	1.52E-6	5082
INVALID	0.002	0.127	1.000	4.53E-4	0.202	0.048	9.19E-7	0.338	2.44E-6	2840
INCATE	0.001	0.082	1.000	9.67E-4	0.670	0.232	5.92E-7	0.420	3.03E-6	1396
INCATB	0.001	0.079	1.000	7.91E-4	0.567	0.186	5.72E-7	0.500	3.6E-6	0

Table 2.814: Top 4 most significant SLDs for gTLD 'talk'. The SLD list holds 49.952% of the entries found in the gTLD and 3.6E-6 of the total number of entries for the entire experiment. **count** represents the number of records found for the SLD (in parts per million). **sldDiv** is the raw count divided by the number of records of this gTLD dump file. **oR** is the ratio of raw count to the total number of records of the experiment.  **$\phi$ -sldDiv** represents the  $\phi$  percentile of sldDiv on the entire data-set. **a-srcDiv** is the cumulative srcDiv variable. **a-oR** is the cumulative oR.

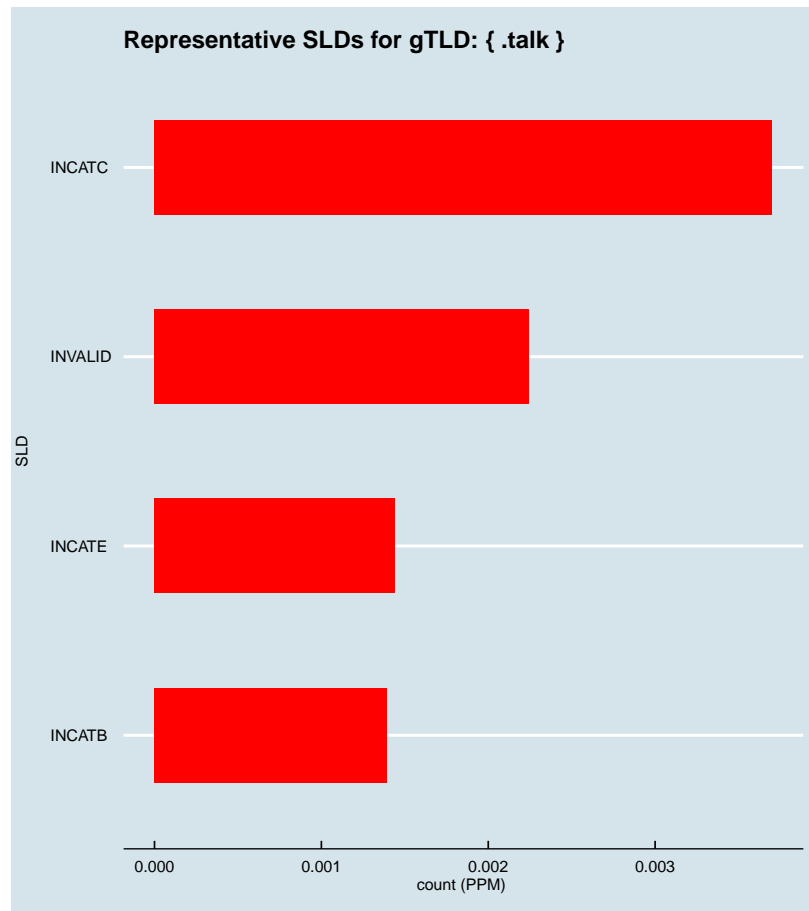


Figure 2.1627: Representative SLDs for gTLD: { .talk }. The  $x$  axis displays number of times (in parts per million) the corresponding SLD ( $y$  axis) was found in the gTLD.

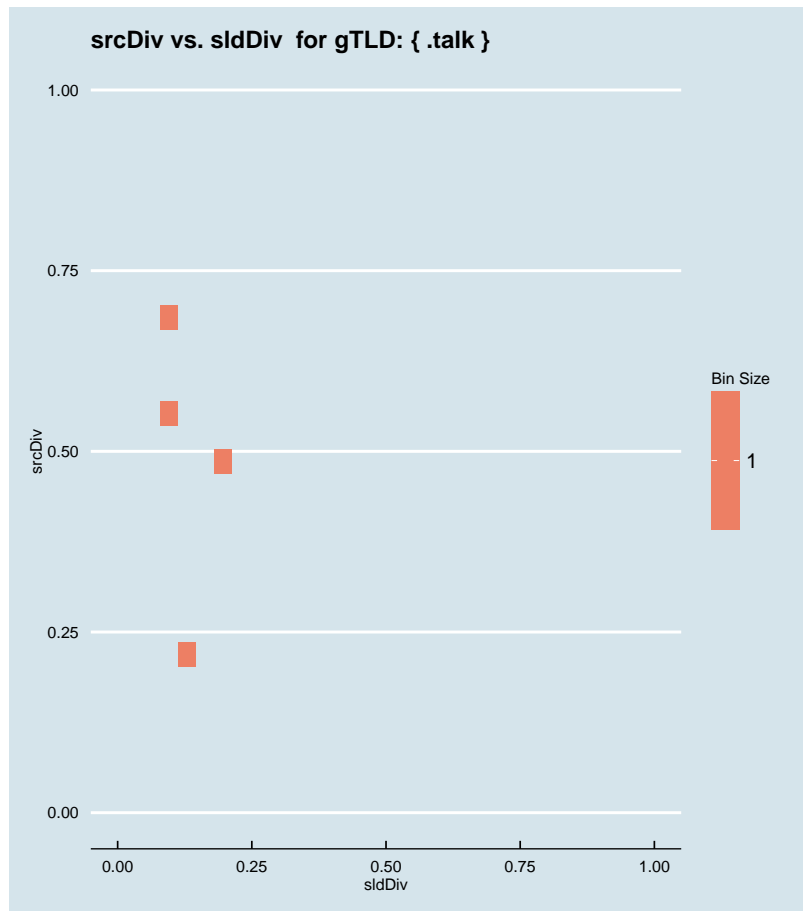


Figure 2.1628: Binned scatter-plot of srcDiv and sldDiv for gTLD: {.talk}.

### :: 2.1115 Representative SLDs for gTLD: {taobao}

In this section, we collect representative SLDs related to gTLD: 'taobao'. We found 15 unique SLDs after filtering. A total of 85254 records were considered representative and they are 22.036% of the gTLD dump. Since the total number of records for this gTLD is 85254, there are 0 non-representative records (NRep). In addition, this set comprises  $3.49E-5$  of the entire data-set. Table 2.815 shows the corresponding SLDs ordered by the level of importance. Figure 2.1629 shows the record count (PPM) for each representative SLD. Figure 2.1630 shows the binned scatter-plot of srcDiv and sldDiv.

► {taobao}  
 Total SLDs: 15  
 a-sldDiv: 22.036%  
 a-oR: 0.003%  
 NRep: 0

Individual SLD descriptors for gTLD: {taobao}										
SLD	count	sldDiv	$\phi$ -sldDiv	ipcount	srcDiv	$\phi$ -srcDiv	oR	a-srcDiv	a-oR	rem
INCATE	0.023	0.059	1.000	0.005	0.228	0.054	9.42E-6	0.059	9.42E-6	62277
RANDOM13	0.015	0.038	1.000	0.003	0.198	0.043	5.96E-6	0.097	1.54E-5	47736
RANDOM10	0.012	0.031	1.000	0.003	0.213	0.049	4.9E-6	0.128	2.03E-5	35779
item	0.005	0.014	0.999	0.002	0.431	0.120	2.19E-6	0.142	2.25E-5	30426
INCATD	0.005	0.013	0.999	8.07E-4	0.156	0.032	2.12E-6	0.155	2.46E-5	25245
SHORTSLD	0.005	0.013	0.999	0.002	0.352	0.098	2.03E-6	0.168	2.66E-5	20299
shop688572...	0.004	0.010	0.999	0.002	0.419	0.116	1.51E-6	0.177	2.81E-5	16615
INVALID	0.003	0.009	0.999	8.01E-4	0.238	0.056	1.38E-6	0.186	2.95E-5	13253
INCATC	0.003	0.007	0.999	0.001	0.412	0.115	1.16E-6	0.193	3.07E-5	10416
shop672645...	0.002	0.006	0.999	0.001	0.581	0.191	9.58E-7	0.199	3.16E-5	8079
shop361607...	0.002	0.005	0.999	0.001	0.557	0.185	7.91E-7	0.204	3.24E-5	6148
img01	0.002	0.005	0.999	9.5E-4	0.505	0.177	7.71E-7	0.209	3.32E-5	4266
www	0.002	0.005	0.999	3.83E-4	0.219	0.051	7.16E-7	0.214	3.39E-5	2519
member1	0.001	0.003	0.998	5.88E-4	0.458	0.125	5.26E-7	0.217	3.44E-5	1236
cool901310...	0.001	0.003	0.998	6.05E-4	0.489	0.130	5.07E-7	0.220	3.49E-5	0

Table 2.815: Top 15 most significant SLDs for gTLD 'taobao'. The SLD list holds 22.036% of the entries found in the gTLD and 3.49E-5 of the total number of entries for the entire experiment. **count** represents the number of records found for the SLD (in parts per million). **sldDiv** is the raw count divided by the number of records of this gTLD dump file. **oR** is the ratio of raw count to the total number of records of the experiment.  **$\phi$ -sldDiv** represents the  $\phi$  percentile of sldDiv on the entire data-set. **a-srcDiv** is the cumulative srcDiv variable. **a-oR** is the cumulative oR.

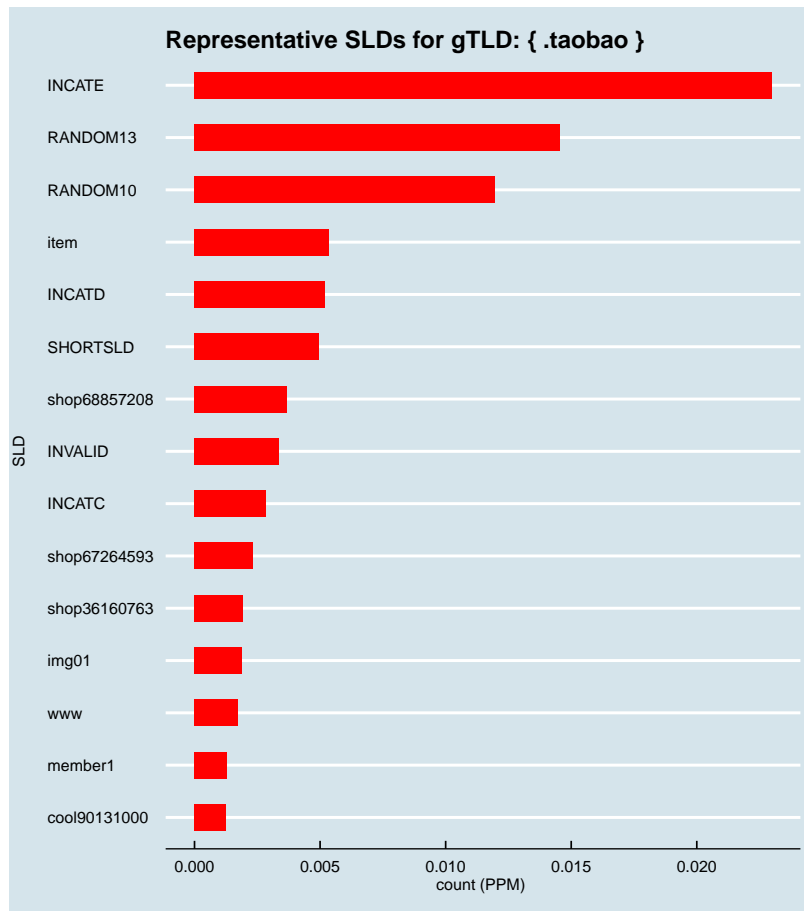


Figure 2.1629: Representative SLDs for gTLD: { .taobao }. The x axis displays number of times (in parts per million) the corresponding SLD (y axis) was found in the gTLD.

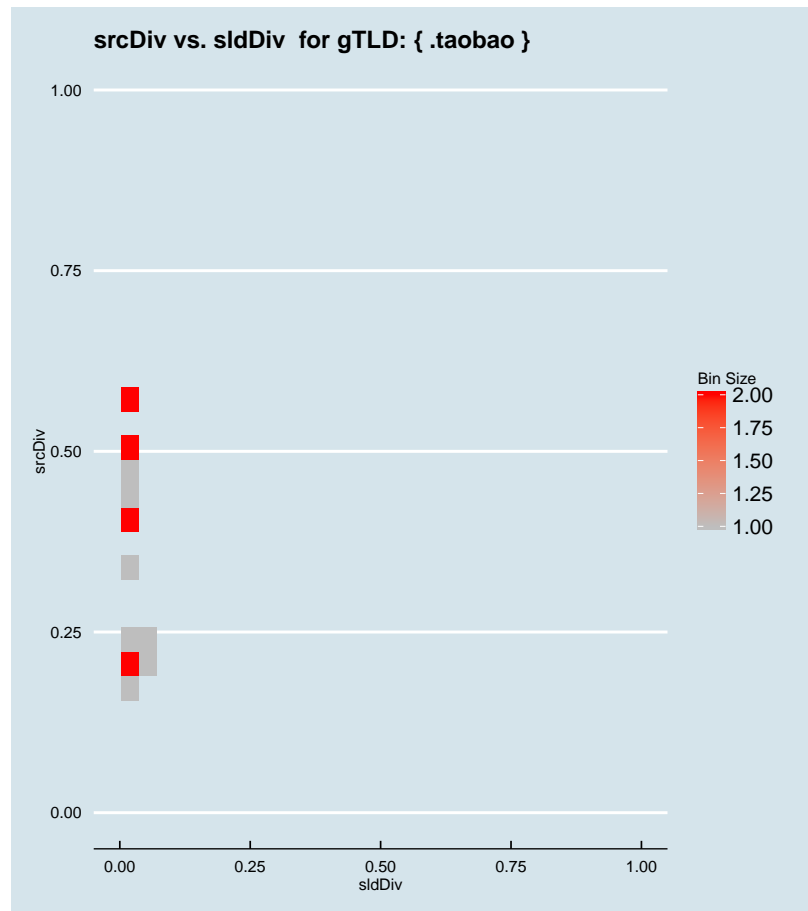


Figure 2.1630: Binned scatter-plot of srcDiv and sldDiv for gTLD: { .taobao }.

### :: 2.1116 Representative SLDs for gTLD: { .target }

In this section, we collect representative SLDs related to gTLD: 'target'. We found 11 unique SLDs after filtering. A total of 41329 records were considered representative and they are 67.985% of the gTLD dump. Since the total number of records for this gTLD is 41329, there are 0 non-representative records (NRep). In addition, this set comprises 1.69E-5 of the entire data-set. Table 2.816 shows the corresponding SLDs ordered by the level of importance. Figure 2.1631 shows the record count (PPM) for each representative SLD. Figure 2.1632 shows the binned scatter-plot of srcDiv and sldDiv.

► { .target }  
Total SLDs: 11  
a-sldDiv: 67.985%  
a-oR: 0.002%  
NRep: 0

Individual SLD descriptors for gTLD: {target}										
SLD	count	sldDiv	$\phi$ -sldDiv	ipcount	srcDiv	$\phi$ -srcDiv	oR	a-srcDiv	a-oR	rem
INCATE	0.007	0.114	1.000	0.004	0.517	0.178	2.84E-6	0.114	2.84E-6	34395
INCATF	0.006	0.097	1.000	2.43E-4	0.041	0.004	2.42E-6	0.211	5.27E-6	28481
INVALID	0.005	0.085	1.000	4.7E-4	0.091	0.015	2.11E-6	0.296	7.38E-6	23331
INCATB	0.005	0.080	1.000	4.97E-4	0.103	0.018	1.98E-6	0.376	9.36E-6	18491
RANDOM13	0.004	0.071	1.000	6.01E-4	0.139	0.027	1.77E-6	0.447	1.11E-5	14178
pcmloan	0.004	0.059	1.000	2.29E-4	0.064	0.009	1.46E-6	0.505	1.26E-5	10609
RANDOM10	0.003	0.048	1.000	3.11E-4	0.107	0.019	1.19E-6	0.553	1.38E-5	7696
lofareor	0.003	0.042	1.000	4E-6	0.002	3.52E-5	1.05E-6	0.595	1.48E-5	5144
bremen	0.002	0.033	1.000	8E-6	0.004	1.37E-4	8.23E-7	0.628	1.57E-5	3136
SHORTSLD	0.002	0.029	0.999	5.44E-4	0.306	0.078	7.28E-7	0.657	1.64E-5	1359
wpad	0.001	0.022	0.999	3.28E-4	0.241	0.057	5.57E-7	0.680	1.69E-5	0

Table 2.816: Top 11 most significant SLDs for gTLD 'target'. The SLD list holds 67.985% of the entries found in the gTLD and 1.69E-5 of the total number of entries for the entire experiment. **count** represents the number of records found for the SLD (in parts per million). **sldDiv** is the raw count divided by the number of records of this gTLD dump file. **oR** is the ratio of raw count to the total number of records of the experiment.  $\phi$ -**sldDiv** represents the  $\phi$  percentile of sldDiv on the entire data-set. **a-srcDiv** is the cumulative srcDiv variable. **a-oR** is the cumulative oR.



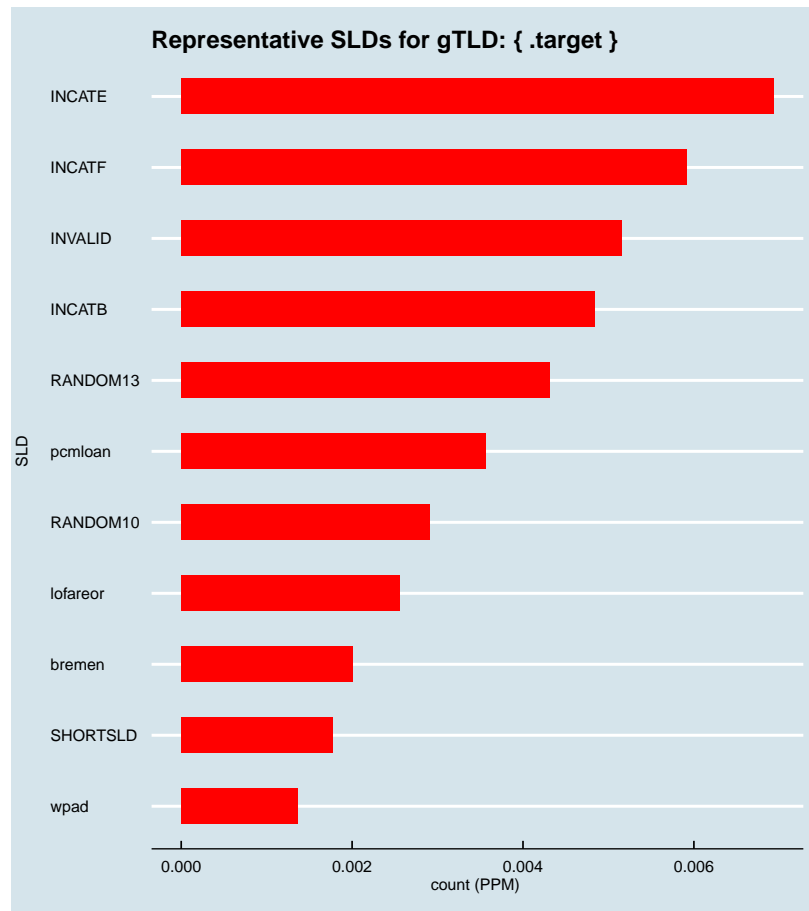


Figure 2.1631: Representative SLDs for gTLD: { .target}. The  $x$  axis displays number of times (in parts per million) the corresponding SLD ( $y$  axis) was found in the gTLD.

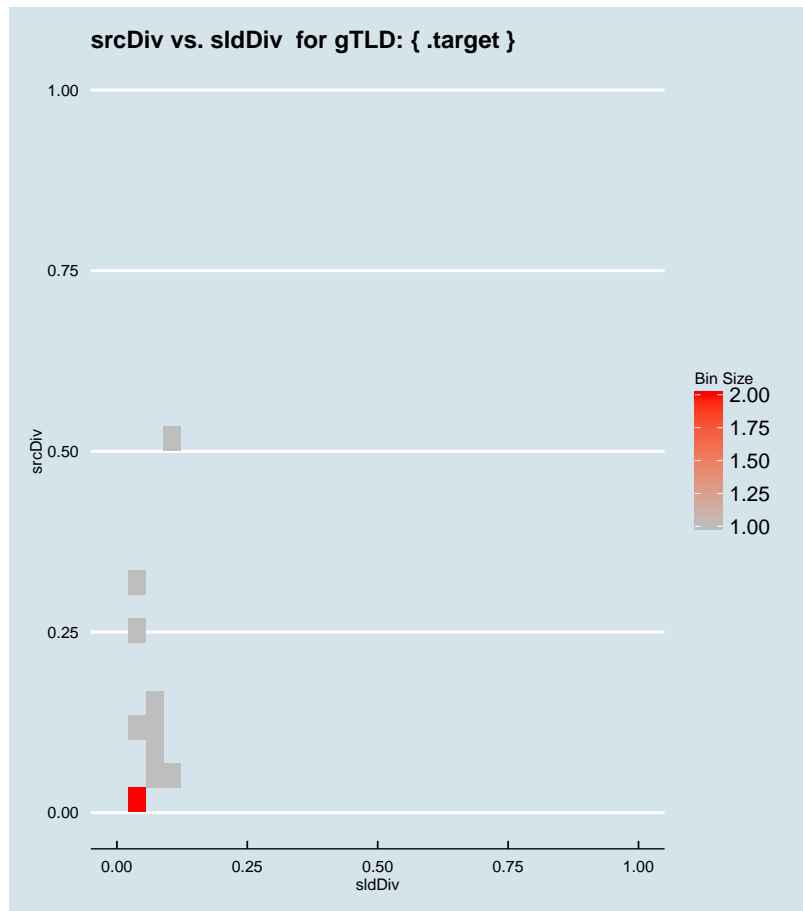


Figure 2.1632: Binned scatter-plot of srcDiv and sldDiv for gTLD: { .target }.

### :: 2.1117 Representative SLDs for gTLD: { .tata }

In this section, we collect representative SLDs related to gTLD: 'tata'. We found 10 unique SLDs after filtering. A total of 100119 records were considered representative and they are 87.218% of the gTLD dump. Since the total number of records for this gTLD is 100119, there are 0 non-representative records (NRep). In addition, this set comprises 4.1E-5 of the entire data-set. Table 2.817 shows the corresponding SLDs ordered by the level of importance. Figure 2.1633 shows the record count (PPM) for each representative SLD. Figure 2.1634 shows the binned scatter-plot of srcDiv and sldDiv.

► { .tata }  
 Total SLDs: 10  
 a-sldDiv: 87.218%  
 a-oR: 0.004%  
 NRep: 0

Individual SLD descriptors for gTLD: {tata}										
SLD	count	sldDiv	$\phi$ -sldDiv	ipcount	srcDiv	$\phi$ -srcDiv	oR	a-srcDiv	a-oR	rem
RANDOM10	0.032	0.283	1.000	7.86E-4	0.024	0.002	1.33E-5	0.283	1.33E-5	67647
INCATB	0.015	0.128	1.000	6.17E-4	0.042	0.005	6.03E-6	0.411	1.93E-5	52931
steel	0.014	0.118	1.000	3.39E-4	0.025	0.002	5.57E-6	0.530	2.49E-5	39334
RANDOM13	0.011	0.097	1.000	3.97E-4	0.035	0.003	4.58E-6	0.627	2.95E-5	28148
INCATF	0.007	0.063	1.000	5.06E-4	0.070	0.010	2.95E-6	0.690	3.24E-5	20948
isatap	0.007	0.063	1.000	0.002	0.335	0.096	2.95E-6	0.752	3.54E-5	13756
INVALID	0.007	0.058	1.000	7.37E-4	0.111	0.019	2.73E-6	0.810	3.81E-5	7091
wpad	0.003	0.030	1.000	7.98E-4	0.232	0.055	1.41E-6	0.840	3.95E-5	3650
nyk	0.002	0.016	0.999	1.87E-4	0.100	0.016	7.7E-7	0.857	4.03E-5	1771
INCATC	0.002	0.015	0.999	3.77E-4	0.213	0.050	7.26E-7	0.872	4.1E-5	0

Table 2.817: Top 10 most significant SLDs for gTLD 'tata'. The SLD list holds 87.218% of the entries found in the gTLD and 4.1E-5 of the total number of entries for the entire experiment. **count** represents the number of records found for the SLD (in parts per million). **sldDiv** is the raw count divided by the number of records of this gTLD dump file. **oR** is the ratio of raw count to the total number of records of the experiment.  **$\phi$ -sldDiv** represents the  $\phi$  percentile of sldDiv on the entire data-set. **a-srcDiv** is the cumulative srcDiv variable. **a-oR** is the cumulative oR.

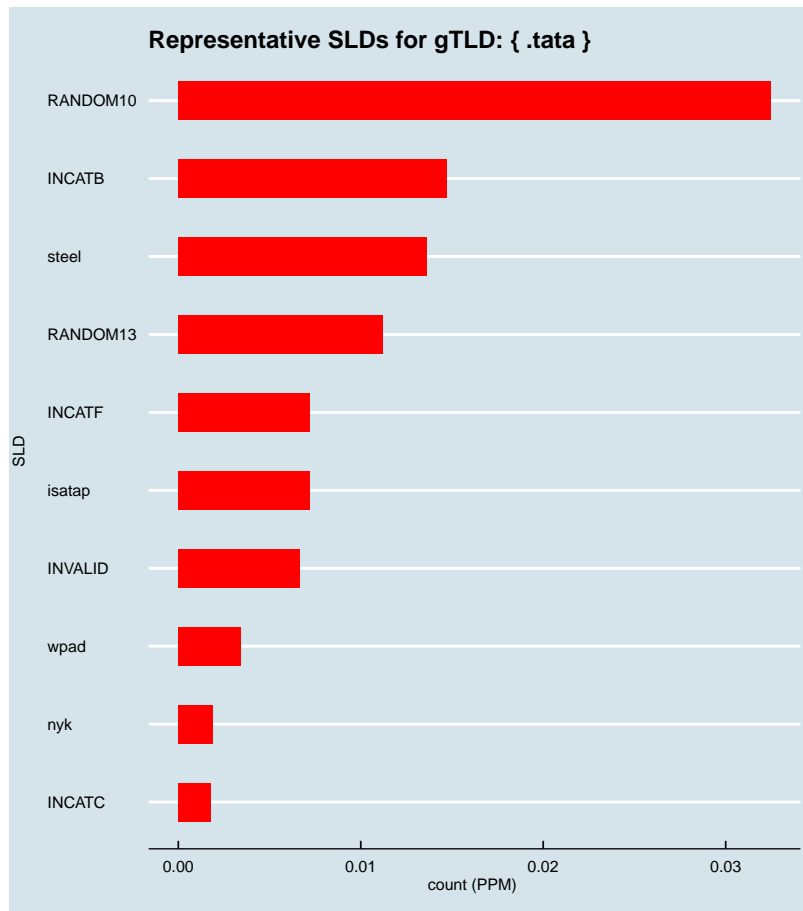


Figure 2.1633: Representative SLDs for gTLD: { .tata }. The x axis displays number of times (in parts per million) the corresponding SLD (y axis) was found in the gTLD.

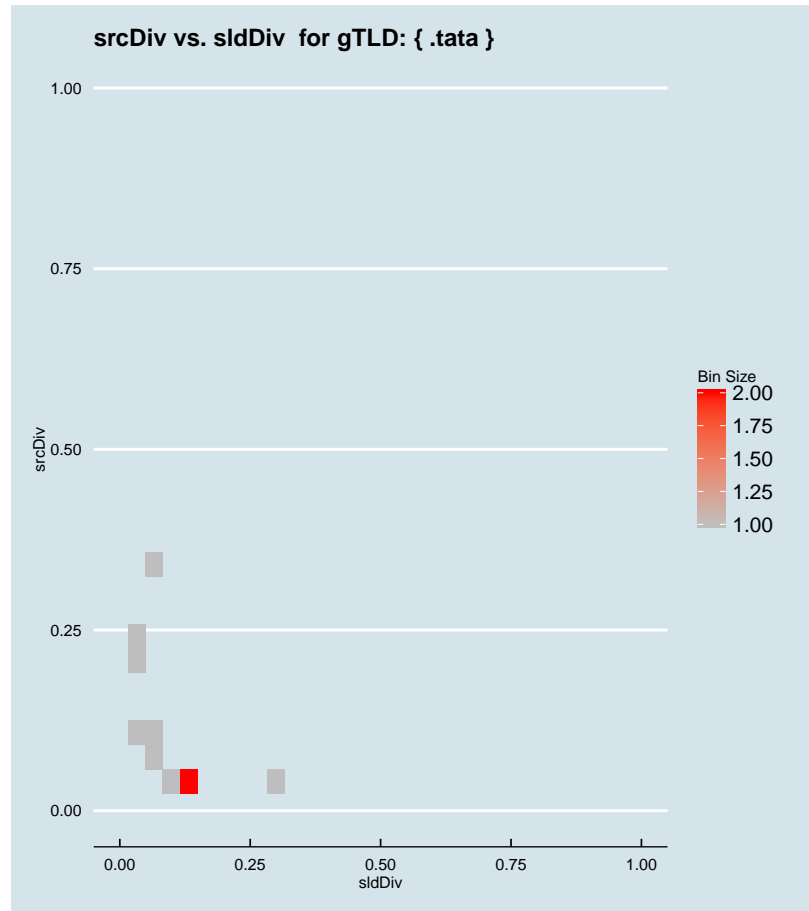


Figure 2.1634: Binned scatter-plot of srcDiv and sldDiv for gTLD: { .tata }.

### :: 2.1118 Representative SLDs for gTLD: { .tatamotors }

In this section, we collect representative SLDs related to gTLD: 'tatamotors'. We found 0 unique SLDs after filtering. A total of 0 records were considered representative and they are 0.000% of the gTLD dump. Since the total number of records for this gTLD is 0, there are 0 non-representative records (NRep). In addition, this set comprises 0E0 of the entire data-set.

► { .tatamotors }  
Total SLDs: 0  
a-sldDiv: 0.000%  
a-oR: 0.000%  
NRep: 0

### :: 2.1119 Representative SLDs for gTLD: { .tatar }

In this section, we collect representative SLDs related to gTLD: 'tatar'. We found 0

► { .tatar }  
Total SLDs: 0  
a-sldDiv: 0.000%  
a-oR: 0.000%  
NRep: 0



unique SLDs after filtering. A total of 0 records were considered representative and they are 0.000% of the gTLD dump. Since the total number of records for this gTLD is 0, there are 0 non-representative records (NRep). In addition, this set comprises 0E0 of the entire data-set.

### :: 2.1120 Representative SLDs for gTLD: {tattoo}

In this section, we collect representative SLDs related to gTLD: 'tattoo'. We found 1 unique SLDs after filtering. A total of 1583 records were considered representative and they are 24.703% of the gTLD dump. Since the total number of records for this gTLD is 1583, there are 0 non-representative records (NRep). In addition, this set comprises 6.49E-7 of the entire data-set. Table 2.818 shows the corresponding SLDs ordered by the level of importance. Figure 2.1635 shows the record count (PPM) for each representative SLD. Figure 2.1636 shows the binned scatter-plot of srcDiv and sldDiv.

► {tattoo}  
 Total SLDs: 1  
 a-sldDiv: 24.703%  
 a-oR: 0.000%  
 NRep: 0

Individual SLD descriptors for gTLD: {tattoo}										
SLD	count	sldDiv	$\phi$ -sldDiv	ipcount	srcDiv	$\phi$ -srcDiv	oR	a-srcDiv	a-oR	rem
INVALID	0.002	0.247	1.000	2.53E-4	0.160	0.033	6.49E-7	0.247	6.49E-7	0

Table 2.818: Top 1 most significant SLDs for gTLD 'tattoo'. The SLD list holds 24.703% of the entries found in the gTLD and 6.49E-7 of the total number of entries for the entire experiment. **count** represents the number of records found for the SLD (in parts per million). **sldDiv** is the raw count divided by the number of records of this gTLD dump file. **oR** is the ratio of raw count to the total number of records of the experiment.  **$\phi$ -sldDiv** represents the  $\phi$  percentile of sldDiv on the entire data-set. **a-srcDiv** is the cumulative srcDiv variable. **a-oR** is the cumulative oR.




Figure 2.1635: Representative SLDs for gTLD: { .tattoo}. The  $x$  axis displays number of times (in parts per million) the corresponding SLD ( $y$  axis) was found in the gTLD.

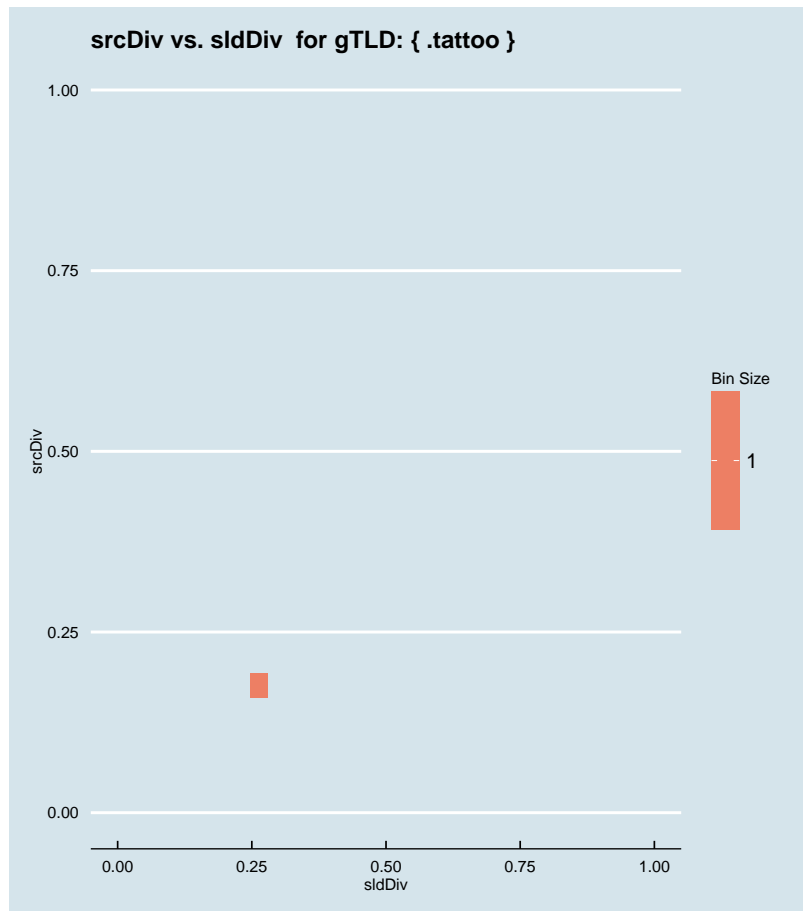


Figure 2.1636: Binned scatter-plot of srcDiv and sldDiv for gTLD: { .tattoo }.

### :: 2.1121 Representative SLDs for gTLD: { .tax }

In this section, we collect representative SLDs related to gTLD: 'tax'. We found 15 unique SLDs after filtering. A total of 123452 records were considered representative and they are 79.947% of the gTLD dump. Since the total number of records for this gTLD is 123452, there are 0 non-representative records (NRep). In addition, this set comprises 5.06E-5 of the entire data-set. Table 2.819 shows the corresponding SLDs ordered by the level of importance. Figure 2.1637 shows the record count (PPM) for each representative SLD. Figure 2.1638 shows the binned scatter-plot of srcDiv and sldDiv.

► { .tax }  
 Total SLDs: 15  
 a-sldDiv: 79.947%  
 a-oR: 0.005%  
 NRep: 0



Individual SLD descriptors for gTLD: {tax}										
SLD	count	sldDiv	$\phi$ -sldDiv	ipcount	srcDiv	$\phi$ -srcDiv	oR	a-srcDiv	a-oR	rem
dpa04	0.033	0.212	1.000	1.68E-4	0.005	1.92E-4	1.34E-5	0.212	1.34E-5	90669
INCATF	0.022	0.144	1.000	0.002	0.071	0.010	9.13E-6	0.357	2.26E-5	68387
tax-ms	0.017	0.113	1.000	7.25E-4	0.042	0.004	7.13E-6	0.469	2.97E-5	50996
RANDOM13	0.012	0.080	1.000	5.93E-4	0.048	0.006	5.03E-6	0.549	3.47E-5	38712
win2003	0.009	0.058	1.000	2E-6	2.23E-4	2.22E-6	3.67E-6	0.607	3.84E-5	29752
eastco	0.006	0.036	1.000	1.93E-4	0.035	0.003	2.27E-6	0.643	4.07E-5	24201
INCATC	0.004	0.027	0.999	8.89E-4	0.214	0.050	1.71E-6	0.670	4.24E-5	20038
sedwick	0.004	0.024	0.999	2.2E-5	0.006	2.41E-4	1.5E-6	0.693	4.39E-5	16367
INVALID	0.004	0.023	0.999	6.59E-4	0.182	0.039	1.49E-6	0.717	4.54E-5	12740
RANDOM10	0.003	0.022	0.999	5.43E-4	0.163	0.034	1.36E-6	0.738	4.67E-5	9416
INCATD	0.003	0.018	0.999	2.55E-4	0.091	0.014	1.15E-6	0.757	4.79E-5	6600
INCATB	0.002	0.014	0.999	9.69E-4	0.434	0.120	9.16E-7	0.771	4.88E-5	4366
wpad	0.002	0.011	0.999	5.02E-4	0.287	0.074	7.16E-7	0.783	4.95E-5	2619
zanjan	0.001	0.009	0.999	1.03E-4	0.078	0.012	5.45E-7	0.791	5.01E-5	1290
tpc	0.001	0.008	0.999	8.3E-5	0.064	0.009	5.29E-7	0.799	5.06E-5	0

Table 2.819: Top 15 most significant SLDs for gTLD 'tax'. The SLD list holds 79.947% of the entries found in the gTLD and 5.06E-5 of the total number of entries for the entire experiment. **count** represents the number of records found for the SLD (in parts per million). **sldDiv** is the raw count divided by the number of records of this gTLD dump file. **oR** is the ratio of raw count to the total number of records of the experiment.  **$\phi$ -sldDiv** represents the  $\phi$  percentile of sldDiv on the entire data-set. **a-srcDiv** is the cumulative srcDiv variable. **a-oR** is the cumulative oR.

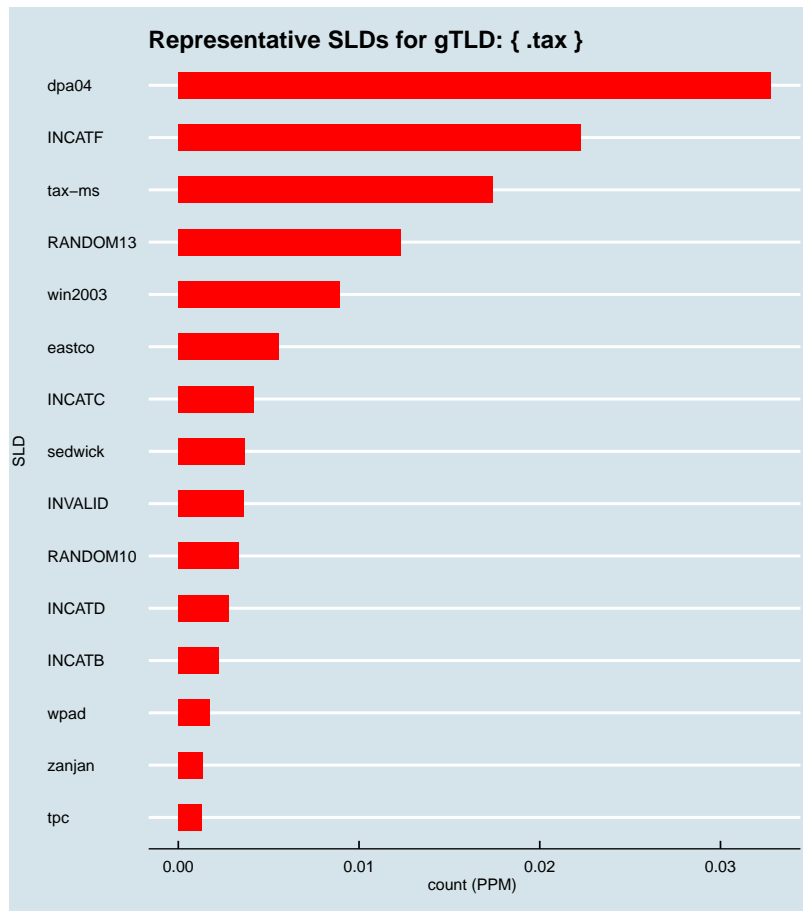


Figure 2.1637: Representative SLDs for gTLD: { .tax }. The x axis displays number of times (in parts per million) the corresponding SLD (y axis) was found in the gTLD.

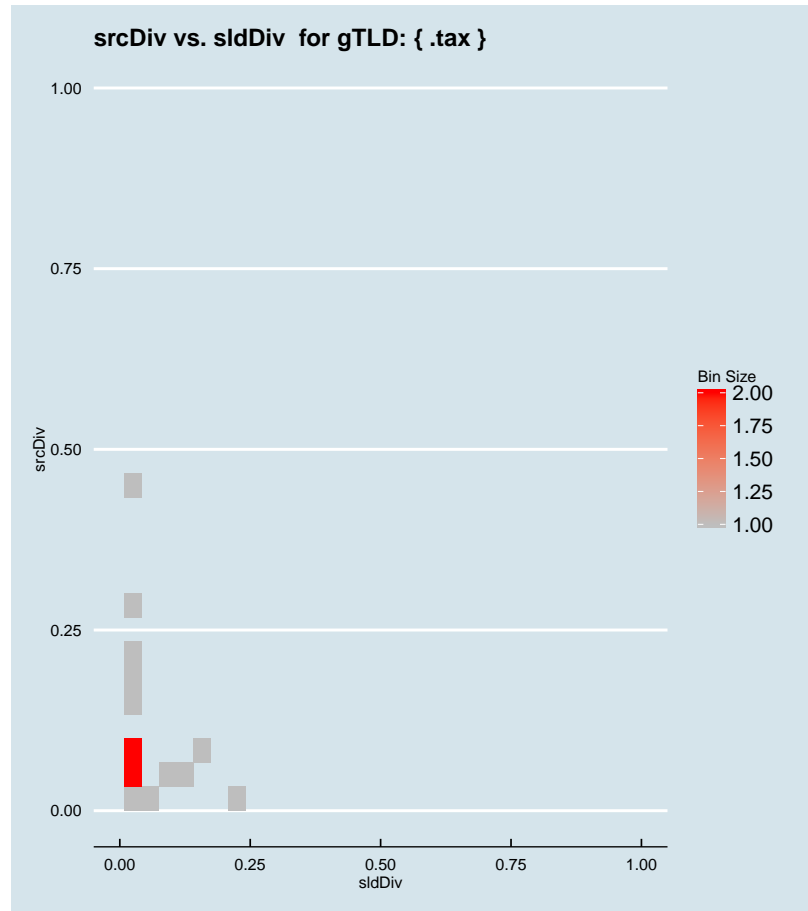


Figure 2.1638: Binned scatter-plot of srcDiv and sldDiv for gTLD: { .tax }.

### :: 2.1122 Representative SLDs for gTLD: { .taxi }

In this section, we collect representative SLDs related to gTLD: 'taxi'. We found 5 unique SLDs after filtering. A total of 75732 records were considered representative and they are 48.515% of the gTLD dump. Since the total number of records for this gTLD is 75732, there are 0 non-representative records (NRep). In addition, this set comprises  $3.1E-5$  of the entire data-set. Table 2.820 shows the corresponding SLDs ordered by the level of importance. Figure 2.1639 shows the record count (PPM) for each representative SLD. Figure 2.1640 shows the binned scatter-plot of srcDiv and sldDiv.

► { .taxi }  
Total SLDs: 5  
a-sldDiv: 48.515%  
a-oR: 0.003%  
NRep: 0

Individual SLD descriptors for gTLD: {taxi}										
SLD	count	sldDiv	$\phi$ -sldDiv	ipcount	srcDiv	$\phi$ -srcDiv	oR	a-srcDiv	a-oR	rem
RANDOM13	0.048	0.309	1.000	2.71E-4	0.006	2.19E-4	1.98E-5	0.309	1.98E-5	27490
INCATB	0.018	0.118	1.000	8.24E-4	0.045	0.005	7.57E-6	0.427	2.73E-5	9010
INVALID	0.004	0.027	0.999	2.93E-4	0.069	0.010	1.75E-6	0.455	2.91E-5	4749
INCATF	0.003	0.017	0.999	1.83E-4	0.069	0.010	1.09E-6	0.472	3.02E-5	2089
RANDOM10	0.002	0.013	0.999	2.13E-4	0.102	0.018	8.56E-7	0.485	3.1E-5	0

Table 2.820: Top 5 most significant SLDs for gTLD 'taxi'. The SLD list holds 48.515% of the entries found in the gTLD and 3.1E-5 of the total number of entries for the entire experiment. **count** represents the number of records found for the SLD (in parts per million). **sldDiv** is the raw count divided by the number of records of this gTLD dump file. **oR** is the ratio of raw count to the total number of records of the experiment.  **$\phi$ -sldDiv** represents the  $\phi$  percentile of sldDiv on the entire data-set. **a-srcDiv** is the cumulative srcDiv variable. **a-oR** is the cumulative oR.

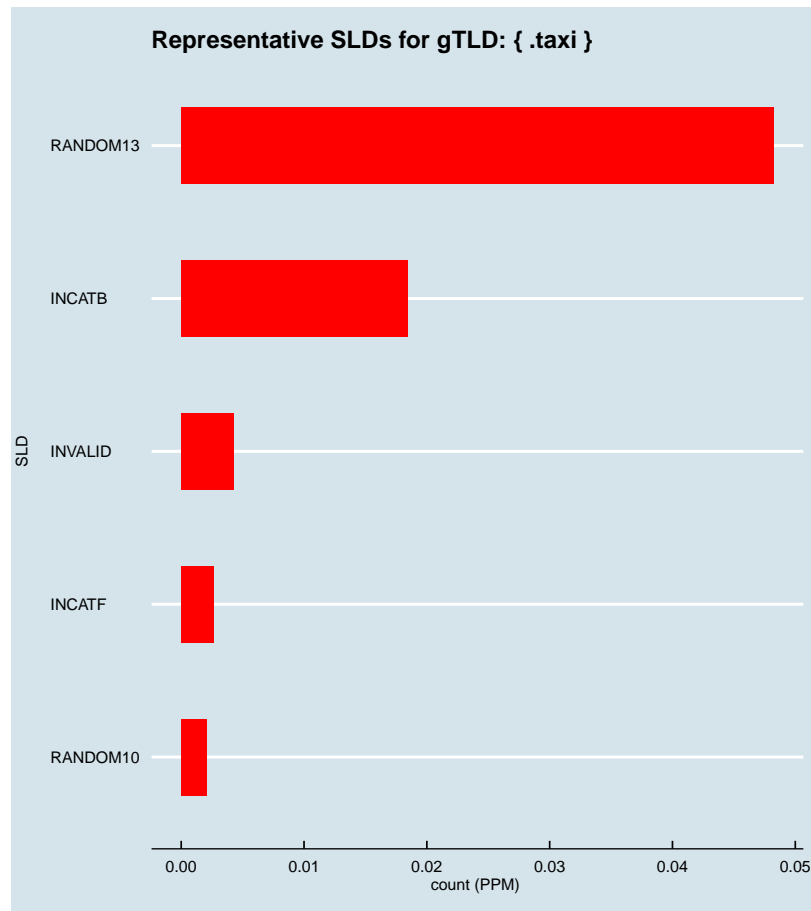


Figure 2.1639: Representative SLDs for gTLD: { .taxi }. The  $x$  axis displays number of times (in parts per million) the corresponding SLD ( $y$  axis) was found in the gTLD.

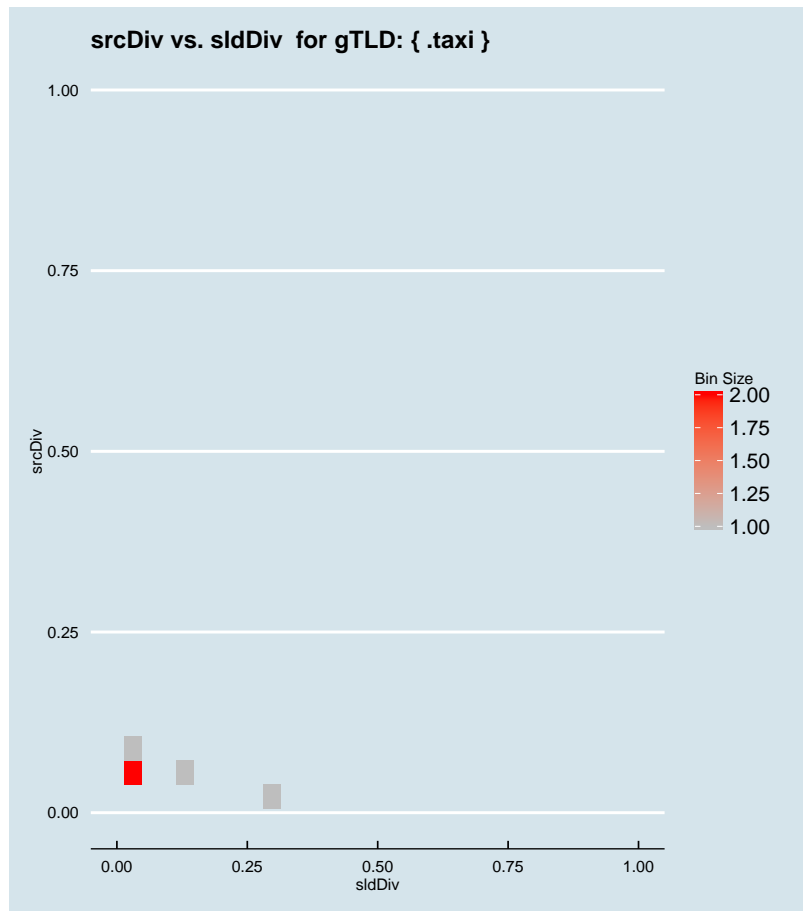


Figure 2.1640: Binned scatter-plot of srcDiv and sldDiv for gTLD: { .taxi }.

### :: 2.1123 Representative SLDs for gTLD: { .tci }

In this section, we collect representative SLDs related to gTLD: 'tci'. We found 6 unique SLDs after filtering. A total of 62300 records were considered representative and they are 86.402% of the gTLD dump. Since the total number of records for this gTLD is 62300, there are 0 non-representative records (NRep). In addition, this set comprises 2.55E-5 of the entire data-set. Table 2.821 shows the corresponding SLDs ordered by the level of importance. Figure 2.1641 shows the record count (PPM) for each representative SLD. Figure 2.1642 shows the binned scatter-plot of srcDiv and sldDiv.

► { .tci }  
 Total SLDs: 6  
 a-sldDiv: 86.402%  
 a-oR: 0.003%  
 NRep: 0

Individual SLD descriptors for gTLD: {tci}										
SLD	count	sldDiv	$\phi$ -sldDiv	ipcount	srcDiv	$\phi$ -srcDiv	oR	a-srcDiv	a-oR	rem
rasht	0.050	0.694	1.000	6.5E-5	0.001	2.54E-5	2.05E-5	0.694	2.05E-5	12270
INCATD	0.005	0.072	1.000	1.07E-4	0.021	0.002	2.13E-6	0.766	2.26E-5	7072
RANDOM13	0.002	0.030	1.000	3.31E-4	0.154	0.032	8.8E-7	0.796	2.35E-5	4925
INCATB	0.002	0.030	1.000	2.94E-4	0.138	0.027	8.76E-7	0.825	2.44E-5	2787
INCATC	0.001	0.020	0.999	2.62E-4	0.185	0.041	5.8E-7	0.845	2.5E-5	1372
INVALID	0.001	0.019	0.999	1.12E-4	0.082	0.013	5.62E-7	0.864	2.55E-5	0

Table 2.821: Top 6 most significant SLDs for gTLD 'tci'. The SLD list holds 86.402% of the entries found in the gTLD and 2.55E-5 of the total number of entries for the entire experiment. **count** represents the number of records found for the SLD (in parts per million). **sldDiv** is the raw count divided by the number of records of this gTLD dump file. **oR** is the ratio of raw count to the total number of records of the experiment.  **$\phi$ -sldDiv** represents the  $\phi$  percentile of sldDiv on the entire data-set. **a-srcDiv** is the cumulative srcDiv variable. **a-oR** is the cumulative oR.

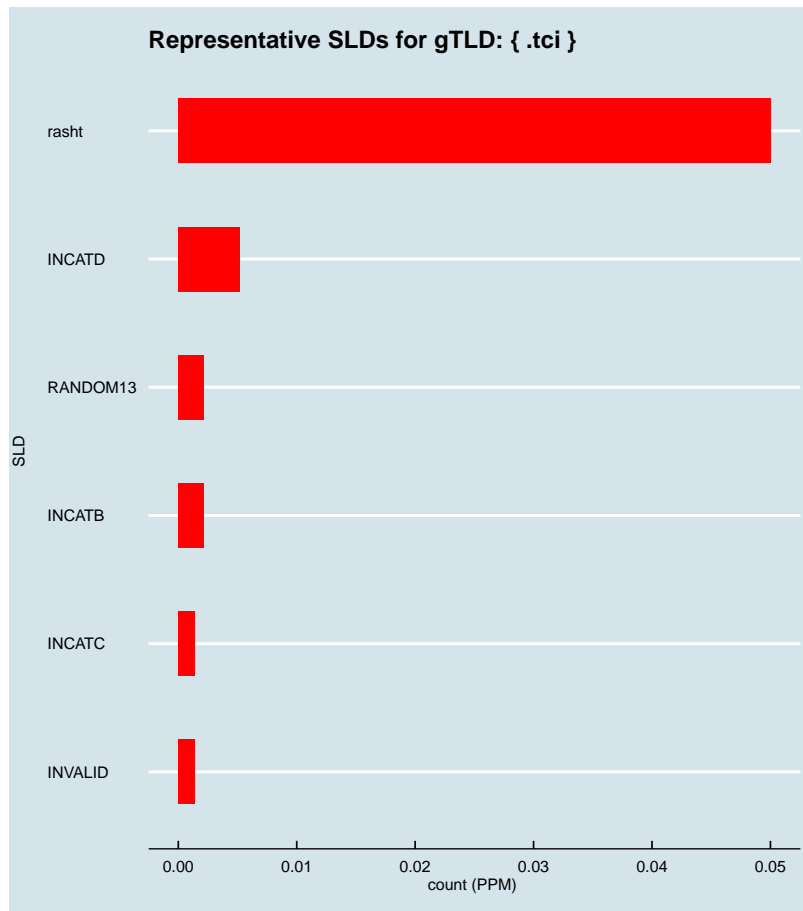


Figure 2.1641: Representative SLDs for gTLD: { .tci}. The x axis displays number of times (in parts per million) the corresponding SLD (y axis) was found in the gTLD.



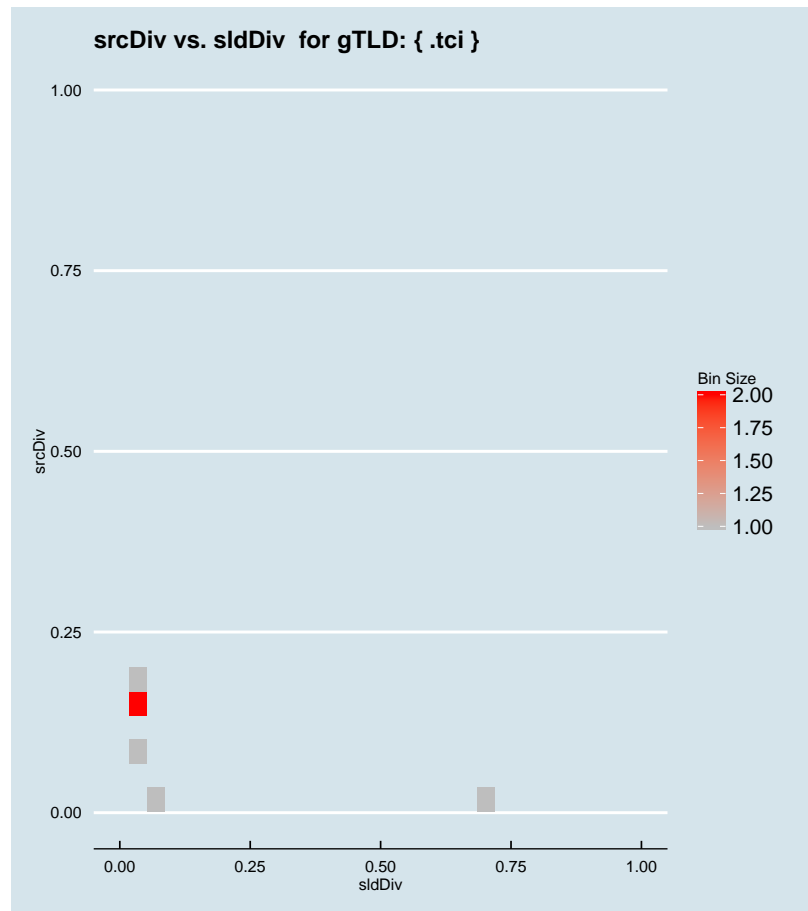


Figure 2.1642: Binned scatter-plot of srcDiv and sldDiv for gTLD: {.tci}.

### :: 2.1124 Representative SLDs for gTLD: {.tdk}

In this section, we collect representative SLDs related to gTLD: 'tdk'. We found 2 unique SLDs after filtering. A total of 3040 records were considered representative and they are 33.491% of the gTLD dump. Since the total number of records for this gTLD is 3040, there are 0 non-representative records (NRep). In addition, this set comprises 1.25E-6 of the entire data-set. Table 2.822 shows the corresponding SLDs ordered by the level of importance. Figure 2.1643 shows the record count (PPM) for each representative SLD. Figure 2.1644 shows the binned scatter-plot of srcDiv and sldDiv.

► { .tdk }  
Total SLDs: 2  
a-sldDiv: 33.491%  
a-oR: 0.000%  
NRep: 0

Individual SLD descriptors for gTLD: {tdk}										
SLD	count	sldDiv	$\phi$ -sldDiv	ipcount	srcDiv	$\phi$ -srcDiv	oR	a-srcDiv	a-oR	rem
INCATB	0.002	0.200	1.000	5.86E-4	0.322	0.081	7.45E-7	0.200	7.45E-7	1222
RANDOM13	0.001	0.135	1.000	2.27E-4	0.186	0.041	5.01E-7	0.335	1.25E-6	0

Table 2.822: Top 2 most significant SLDs for gTLD 'tdk'. The SLD list holds 33.491% of the entries found in the gTLD and 1.25E-6 of the total number of entries for the entire experiment. **count** represents the number of records found for the SLD (in parts per million). **sldDiv** is the raw count divided by the number of records of this gTLD dump file. **oR** is the ratio of raw count to the total number of records of the experiment.  **$\phi$ -sldDiv** represents the  $\phi$  percentile of sldDiv on the entire data-set. **a-srcDiv** is the cumulative srcDiv variable. **a-oR** is the cumulative oR.

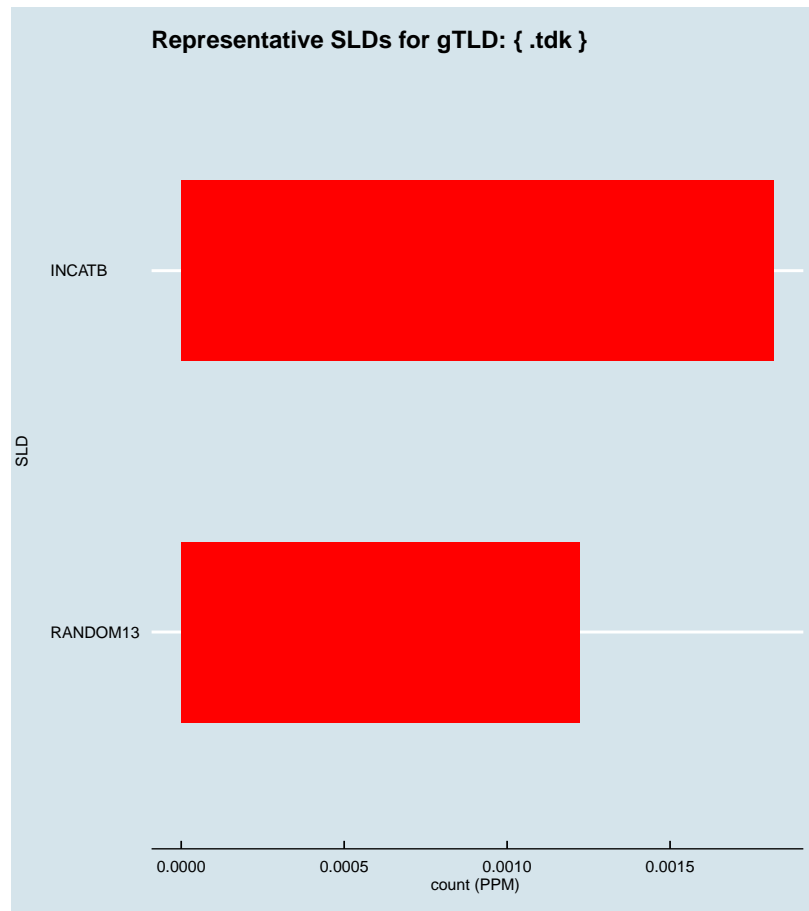


Figure 2.1643: Representative SLDs for gTLD: { .tdk}. The  $x$  axis displays number of times (in parts per million) the corresponding SLD ( $y$  axis) was found in the gTLD.

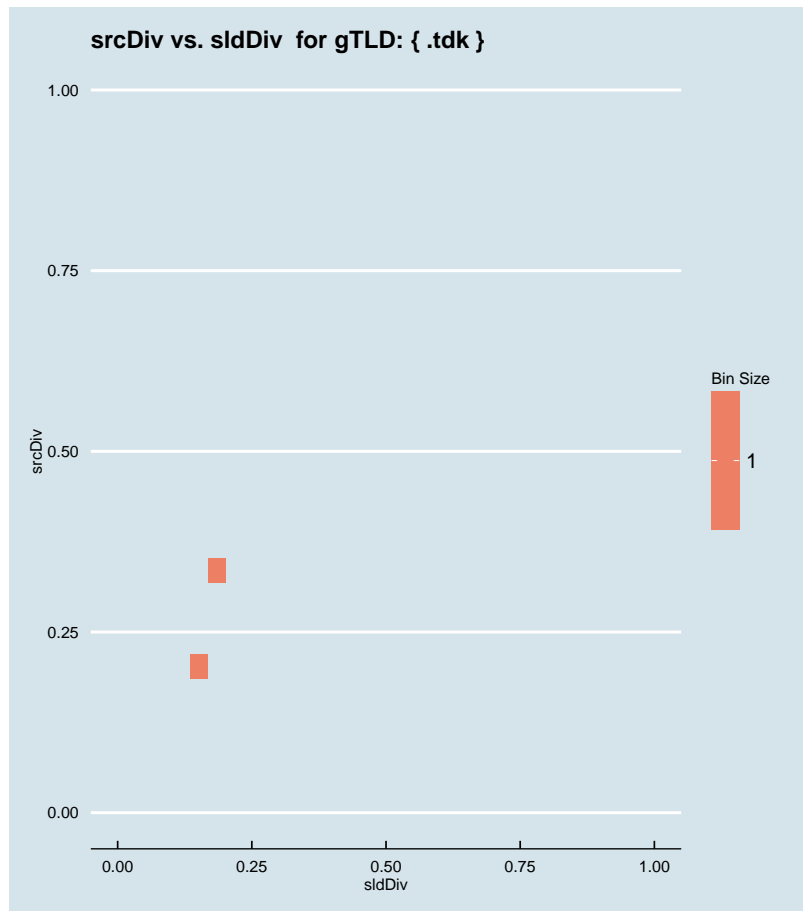


Figure 2.1644: Binned scatter-plot of srcDiv and sldDiv for gTLD: { .tdk }.

### :: 2.1125 Representative SLDs for gTLD: { .team }

In this section, we collect representative SLDs related to gTLD: 'team'. We found 17 unique SLDs after filtering. A total of 185212 records were considered representative and they are 82.609% of the gTLD dump. Since the total number of records for this gTLD is 185212, there are 0 non-representative records (NRep). In addition, this set comprises  $7.59E-5$  of the entire data-set. Table 2.823 shows the corresponding SLDs ordered by the level of importance. Figure 2.1645 shows the record count (PPM) for each representative SLD. Figure 2.1646 shows the binned scatter-plot of srcDiv and sldDiv.

► { .team }  
 Total SLDs: 17  
 a-sldDiv: 82.609%  
 a-oR: 0.008%  
 NRep: 0

Individual SLD descriptors for gTLD: {team}										
SLD	count	sldDiv	$\phi$ -sldDiv	ipcount	srcDiv	$\phi$ -srcDiv	oR	a-srcDiv	a-oR	rem
INCATF	0.033	0.147	1.000	0.002	0.076	0.011	1.35E-5	0.147	1.35E-5	152256
INVALID	0.026	0.116	1.000	0.002	0.060	0.008	1.06E-5	0.263	2.41E-5	126358
INCATB	0.023	0.101	1.000	0.002	0.103	0.018	9.3E-6	0.364	3.34E-5	103670
RANDOM13	0.019	0.087	1.000	0.001	0.057	0.007	7.96E-6	0.450	4.14E-5	84251
forrester	0.015	0.069	1.000	5.9E-4	0.038	0.004	6.31E-6	0.519	4.77E-5	68846
main	0.010	0.044	1.000	9.34E-4	0.094	0.016	4.05E-6	0.563	5.17E-5	58954
INCATC	0.009	0.038	1.000	0.002	0.182	0.040	3.54E-6	0.602	5.53E-5	50327
INCATD	0.008	0.037	1.000	0.001	0.120	0.022	3.42E-6	0.639	5.87E-5	41985
oltis	0.007	0.033	1.000	2.04E-4	0.027	0.002	3.06E-6	0.672	6.18E-5	34506
RANDOM10	0.007	0.033	1.000	8.98E-4	0.123	0.022	2.99E-6	0.705	6.47E-5	27215
SHORTSLD	0.007	0.032	1.000	0.001	0.199	0.043	2.96E-6	0.737	6.77E-5	20002
root	0.007	0.030	1.000	2.59E-4	0.038	0.004	2.77E-6	0.767	7.05E-5	13239
wpad	0.004	0.017	0.999	8.59E-4	0.229	0.054	1.54E-6	0.784	7.2E-5	9488
INCATE	0.003	0.014	0.999	0.002	0.702	0.237	1.3E-6	0.798	7.33E-5	6314
isatap	0.003	0.012	0.999	9.22E-4	0.332	0.082	1.14E-6	0.810	7.45E-5	3536
wooba	0.002	0.008	0.999	1.6E-5	0.009	4.01E-4	7.66E-7	0.819	7.52E-5	1667
spihost	0.002	0.007	0.999	8.71E-4	0.522	0.179	6.83E-7	0.826	7.59E-5	0

Table 2.823: Top 17 most significant SLDs for gTLD 'team'. The SLD list holds 82.609% of the entries found in the gTLD and 7.59E-5 of the total number of entries for the entire experiment. **count** represents the number of records found for the SLD (in parts per million). **sldDiv** is the raw count divided by the number of records of this gTLD dump file. **oR** is the ratio of raw count to the total number of records of the experiment.  **$\phi$ -sldDiv** represents the  $\phi$  percentile of sldDiv on the entire data-set. **a-srcDiv** is the cumulative srcDiv variable. **a-oR** is the cumulative oR.

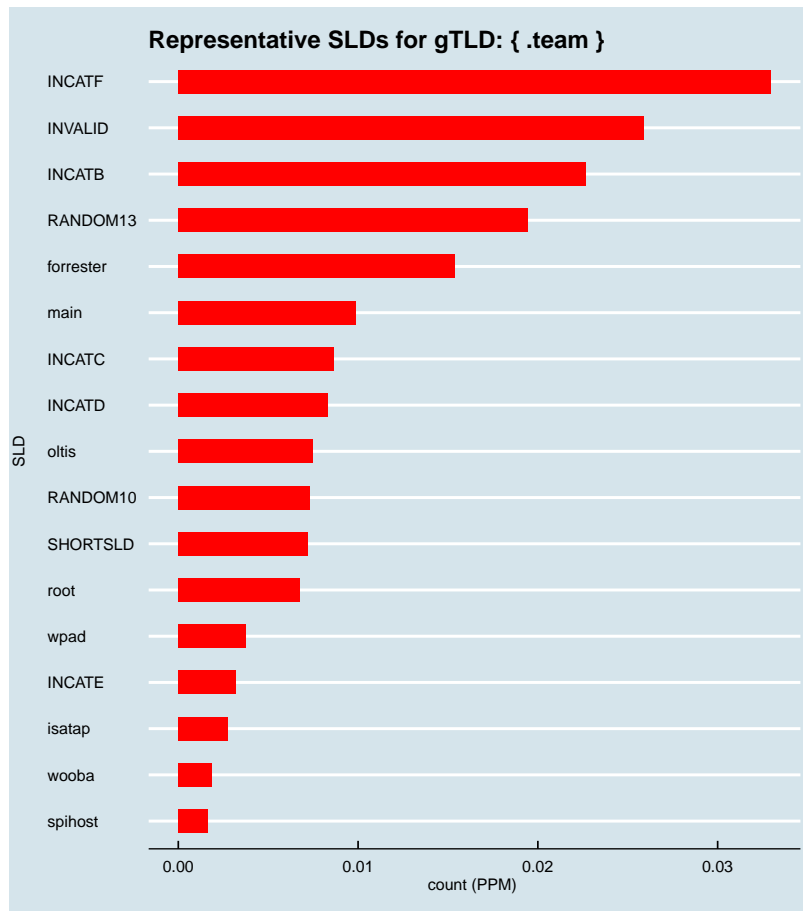


Figure 2.1645: Representative SLDs for gTLD: { .team}. The *x* axis displays number of times (in parts per million) the corresponding SLD (*y* axis) was found in the gTLD.

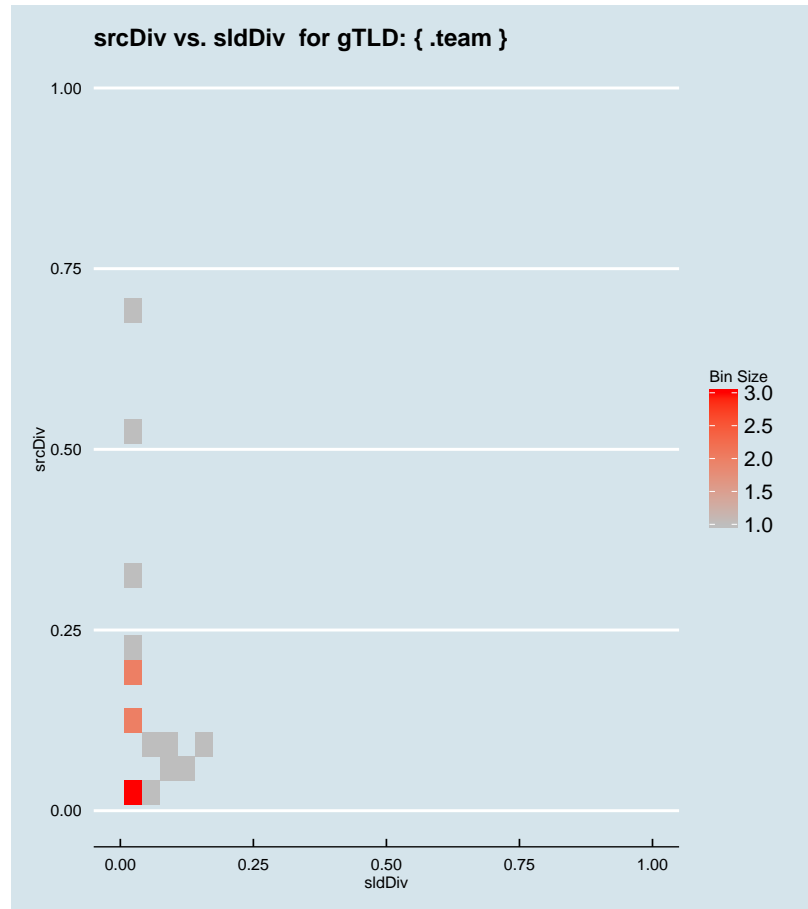


Figure 2.1646: Binned scatter-plot of srcDiv and sldDiv for gTLD: { .team }.

### :: 2.1126 Representative SLDs for gTLD: { .tech }

In this section, we collect representative SLDs related to gTLD: 'tech'. We found 41 unique SLDs after filtering. A total of 779188 records were considered representative and they are 89.847% of the gTLD dump. Since the total number of records for this gTLD is 779188, there are 0 non-representative records (NRep). In addition, this set comprises  $3.19E-4$  of the entire data-set. Table 2.824 shows the corresponding SLDs ordered by the level of importance. Figure 2.1647 shows the record count (PPM) for each representative SLD. Figure 2.1648 shows the binned scatter-plot of srcDiv and sldDiv.

► { .tech }  
Total SLDs: 41  
a-sldDiv: 89.847%  
a-oR: 0.032%  
NRep: 0

Individual SLD descriptors for gTLD: {tech}										
SLD	count	sldDiv	$\phi$ -sldDiv	ipcount	srcDiv	$\phi$ -srcDiv	oR	a-srcDiv	a-oR	rem
INVALID	0.199	0.229	1.000	0.001	0.007	3.24E-4	8.15E-5	0.229	8.15E-5	580224
INCATF	0.124	0.143	1.000	0.008	0.062	0.008	5.08E-5	0.372	1.32E-4	456294
INCATC	0.088	0.101	1.000	0.007	0.081	0.012	3.6E-5	0.474	1.68E-4	368404
aditi	0.068	0.078	1.000	0.004	0.056	0.007	2.78E-5	0.552	1.96E-4	300574
INCATE	0.052	0.060	1.000	0.012	0.235	0.055	2.13E-5	0.612	2.17E-4	248576
RANDOM13	0.035	0.041	1.000	0.002	0.048	0.006	1.45E-5	0.653	2.32E-4	213149
INCATB	0.024	0.028	0.999	0.002	0.097	0.016	1E-5	0.681	2.42E-4	188759
SHORTSLD	0.023	0.027	0.999	0.005	0.193	0.042	9.6E-6	0.708	2.52E-4	165345
whiteways	0.016	0.018	0.999	0.001	0.065	0.009	6.56E-6	0.726	2.58E-4	149344
acs	0.015	0.018	0.999	0.001	0.094	0.015	6.26E-6	0.744	2.64E-4	134062
RANDOM10	0.013	0.014	0.999	0.001	0.103	0.018	5.14E-6	0.758	2.7E-4	121527
ensky	0.011	0.013	0.999	5.2E-5	0.005	1.73E-4	4.53E-6	0.771	2.74E-4	110472
noble	0.010	0.011	0.999	9E-4	0.093	0.015	3.96E-6	0.782	2.78E-4	100809
INCATD	0.010	0.011	0.999	0.001	0.148	0.030	3.91E-6	0.793	2.82E-4	91265
mptc	0.009	0.010	0.999	6.32E-4	0.070	0.010	3.71E-6	0.804	2.86E-4	82212
manyue	0.007	0.009	0.999	5.38E-4	0.072	0.011	3.07E-6	0.812	2.89E-4	74725
isatap	0.007	0.008	0.999	0.002	0.271	0.068	2.87E-6	0.820	2.92E-4	67713
mstc	0.006	0.007	0.999	3.65E-4	0.063	0.009	2.36E-6	0.827	2.94E-4	61957
kouzuro	0.005	0.006	0.999	7.7E-5	0.014	8.86E-4	2.18E-6	0.833	2.96E-4	56634
aps	0.005	0.006	0.999	4.15E-4	0.080	0.012	2.12E-6	0.839	2.98E-4	51450
wpad	0.005	0.006	0.999	0.001	0.260	0.066	1.97E-6	0.845	3E-4	46650
oakriver	0.004	0.005	0.999	8.3E-5	0.020	0.001	1.68E-6	0.849	3.02E-4	42560
ami	0.004	0.004	0.999	1.11E-4	0.029	0.003	1.55E-6	0.854	3.03E-4	38772
jan	0.004	0.004	0.999	6.6E-5	0.018	0.001	1.47E-6	0.858	3.05E-4	35181
neway	0.003	0.004	0.998	2.13E-4	0.063	0.009	1.38E-6	0.862	3.06E-4	31814
utax	0.003	0.004	0.998	2E-6	6.31E-4	9.37E-6	1.3E-6	0.865	3.08E-4	28642
sts	0.003	0.003	0.998	6.76E-4	0.228	0.054	1.22E-6	0.869	3.09E-4	25673
daronmont	0.003	0.003	0.998	1E-4	0.035	0.003	1.16E-6	0.872	3.1E-4	22845
uto	0.003	0.003	0.998	8E-6	0.003	9.19E-5	1.11E-6	0.875	3.11E-4	20134
harness	0.002	0.002	0.998	4.94E-4	0.240	0.057	8.42E-7	0.878	3.12E-4	18079
dagresurs	0.002	0.002	0.998	5.8E-5	0.028	0.002	8.39E-7	0.880	3.13E-4	16032
lisboa	0.002	0.002	0.998	2.6E-5	0.013	7.6E-4	8.14E-7	0.882	3.14E-4	14046
emantras	0.002	0.002	0.998	7E-4	0.360	0.100	7.96E-7	0.885	3.14E-4	12103
aviya	0.002	0.002	0.998	8.5E-5	0.045	0.005	7.75E-7	0.887	3.15E-4	10211
frigo2	0.002	0.002	0.998	8E-6	0.005	1.82E-4	6.7E-7	0.889	3.16E-4	8576

Table 2.824: Top 35 most significant SLDs for gTLD 'tech'. The SLD list holds 89.847% of the entries found in the gTLD and 3.19E-4 of the total number of entries for the entire experiment. **count** represents the number of records found for the SLD (in parts per million). **sldDiv** is the raw count divided by the number of records of this gTLD dump file. **oR** is the ratio of raw count to the total number of records of the experiment.  $\phi$ -**sldDiv** represents the  $\phi$  percentile of sldDiv on the entire data-set. **a-srcDiv** is the cumulative srcDiv variable. **a-oR** is the cumulative oR.



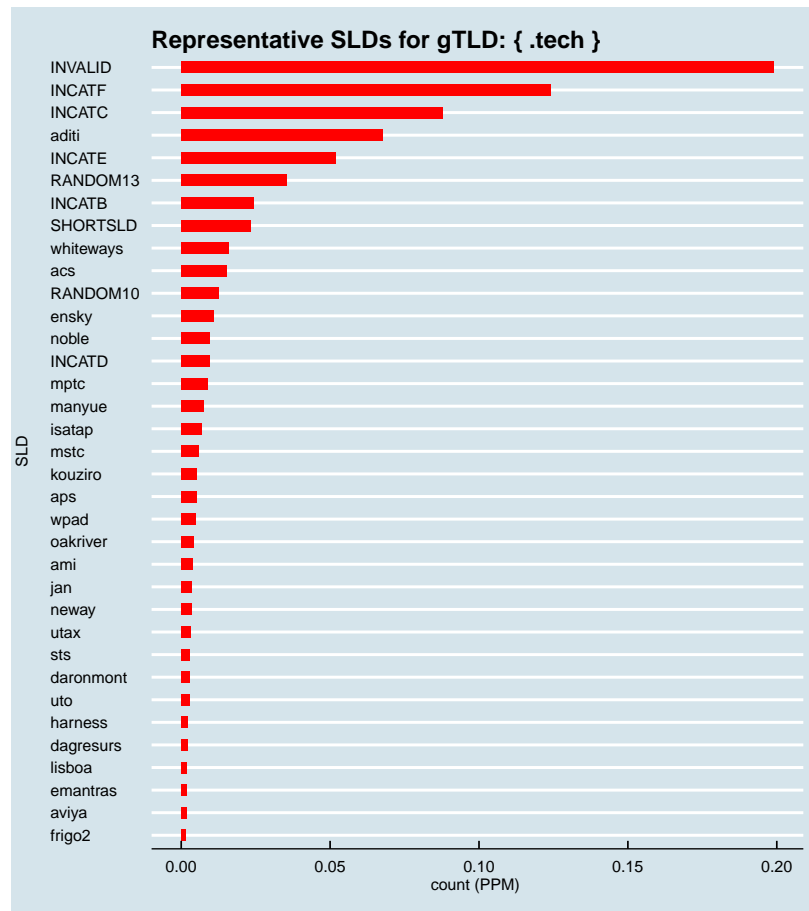


Figure 2.1647: Representative SLDs for gTLD: {.tech}. The  $x$  axis displays number of times (in parts per million) the corresponding SLD ( $y$  axis) was found in the gTLD.

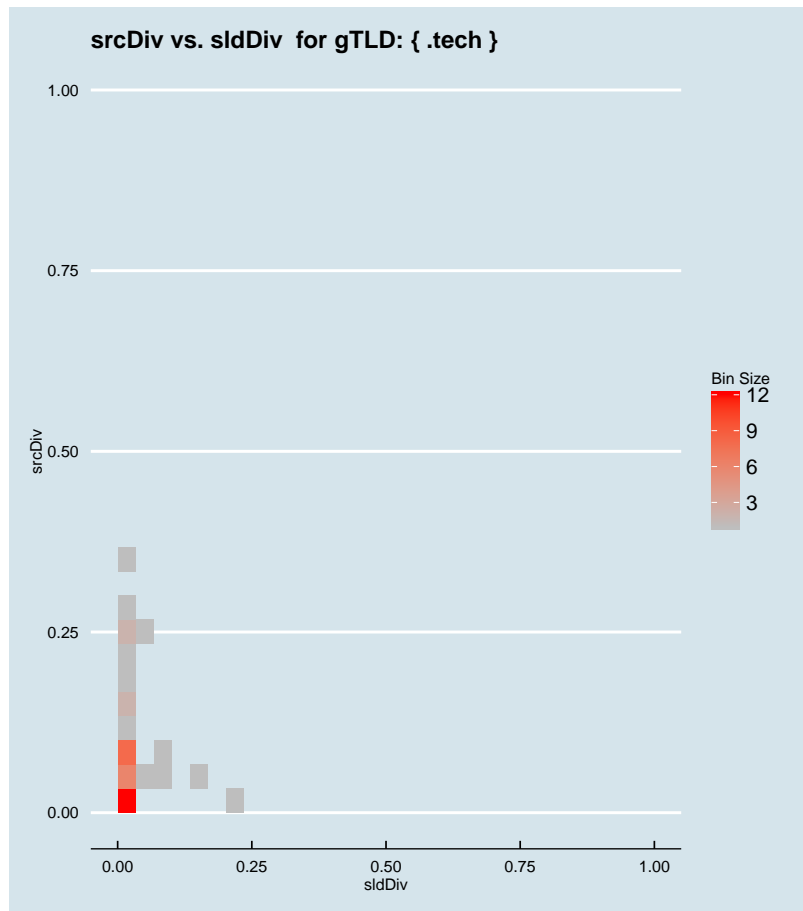


Figure 2.1648: Binned scatter-plot of srcDiv and sldDiv for gTLD: { .tech }.

### :: 2.1127 Representative SLDs for gTLD: { .technology }

In this section, we collect representative SLDs related to gTLD: 'technology'. We found 10 unique SLDs after filtering. A total of 26215 records were considered representative and they are 77.653% of the gTLD dump. Since the total number of records for this gTLD is 26215, there are 0 non-representative records (NRep). In addition, this set comprises 1.07E-5 of the entire data-set. Table 2.825 shows the corresponding SLDs ordered by the level of importance. Figure 2.1649 shows the record count (PPM) for each representative SLD. Figure 2.1650 shows the binned scatter-plot of srcDiv and sldDiv.

► { .technology }  
 Total SLDs: 10  
 a-sldDiv: 77.653%  
 a-oR: 0.001%  
 NRep: 0

Individual SLD descriptors for gTLD: {technology}										
SLD	count	sldDiv	$\phi$ -sldDiv	ipcount	srcDiv	$\phi$ -srcDiv	oR	a-srcDiv	a-oR	rem
INCATF	0.005	0.158	1.000	8.62E-4	0.162	0.033	2.19E-6	0.158	2.19E-6	20878
INCATC	0.004	0.122	1.000	1.75E-4	0.042	0.005	1.69E-6	0.280	3.88E-6	16754
INVALID	0.004	0.111	1.000	7.76E-4	0.208	0.049	1.53E-6	0.391	5.41E-6	13019
RANDOM13	0.003	0.095	1.000	4.67E-4	0.146	0.030	1.31E-6	0.486	6.72E-6	9813
RANDOM10	0.002	0.060	1.000	1.89E-4	0.093	0.015	8.32E-7	0.546	7.55E-6	7782
INCATB	0.002	0.056	1.000	3.94E-4	0.208	0.049	7.75E-7	0.602	8.33E-6	5892
dune	0.002	0.053	1.000	1.49E-4	0.084	0.013	7.29E-7	0.655	9.06E-6	4114
INCATD	0.001	0.042	1.000	3.33E-4	0.233	0.055	5.87E-7	0.697	9.64E-6	2682
wpad	0.001	0.041	1.000	1.65E-4	0.120	0.022	5.62E-7	0.738	1.02E-5	1311
SHORTSLD	0.001	0.039	1.000	2.58E-4	0.197	0.043	5.37E-7	0.777	1.07E-5	0

Table 2.825: Top 10 most significant SLDs for gTLD 'technology'. The SLD list holds 77.653% of the entries found in the gTLD and  $1.07E-5$  of the total number of entries for the entire experiment. **count** represents the number of records found for the SLD (in parts per million). **sldDiv** is the raw count divided by the number of records of this gTLD dump file. **oR** is the ratio of raw count to the total number of records of the experiment.  **$\phi$ -sldDiv** represents the  $\phi$  percentile of sldDiv on the entire data-set. **a-srcDiv** is the cumulative srcDiv variable. **a-oR** is the cumulative oR.

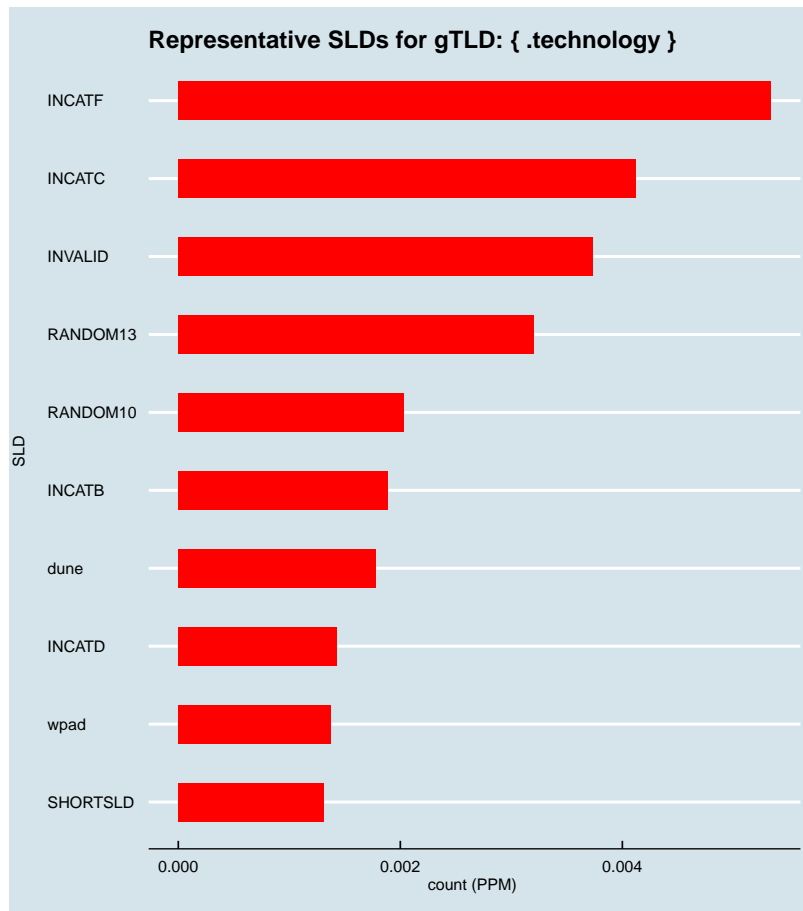


Figure 2.1649: Representative SLDs for gTLD: { .technology }. The x axis displays number of times (in parts per million) the corresponding SLD (y axis) was found in the gTLD.

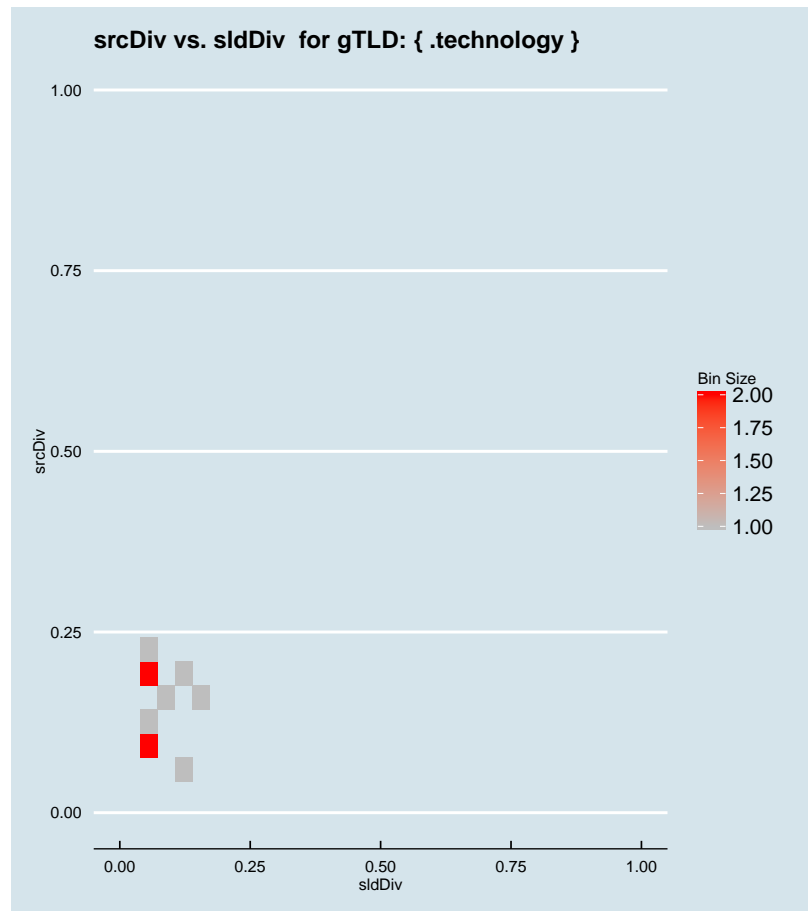


Figure 2.1650: Binned scatter-plot of srcDiv and sldDiv for gTLD: { .technology}.

### :: 2.1128 Representative SLDs for gTLD: { .telecity}

In this section, we collect representative SLDs related to gTLD: 'telecity'. We found 0 unique SLDs after filtering. A total of 0 records were considered representative and they are 0.000% of the gTLD dump. Since the total number of records for this gTLD is 0, there are 0 non-representative records (NRep). In addition, this set comprises 0E0 of the entire data-set.

► { .telecity}  
Total SLDs: 0  
a-sldDiv: 0.000%  
a-oR: 0.000%  
NRep: 0

### :: 2.1129 Representative SLDs for gTLD: { .telefonica}

In this section, we collect representative SLDs related to gTLD: 'telefonica'. We found

► { .telefonica}  
Total SLDs: 46  
a-sldDiv: 88.657%  
a-oR: 0.047%  
NRep: 0

46 unique SLDs after filtering. A total of 1137085 records were considered representative and they are 88.657% of the gTLD dump. Since the total number of records for this gTLD is 1137085, there are 0 non-representative records (NRep). In addition, this set comprises  $4.66\text{E}-4$  of the entire data-set. Table 2.826 shows the corresponding SLDs ordered by the level of importance. Figure 2.1651 shows the record count (PPM) for each representative SLD. Figure 2.1652 shows the binned scatter-plot of srcDiv and sldDiv.

Individual SLD descriptors for gTLD: {telefonica}										
SLD	count	sldDiv	$\phi$ -sldDiv	ipcount	srcDiv	$\phi$ -srcDiv	oR	a-srcDiv	a-oR	rem
INCATB	0.344	0.268	1.000	0.003	0.010	4.91E-4	1.41E-4	0.268	1.41E-4	793203
inet	0.123	0.096	1.000	0.001	0.009	4.2E-4	5.03E-5	0.364	1.91E-4	670443
RANDOM10	0.072	0.056	1.000	0.001	0.019	0.001	2.96E-5	0.420	2.21E-4	598239
INVALID	0.071	0.056	1.000	0.002	0.023	0.002	2.92E-5	0.476	2.5E-4	526902
INCATF	0.040	0.031	1.000	8.73E-4	0.022	0.002	1.63E-5	0.507	2.66E-4	487103
SHORTSLD	0.039	0.031	1.000	0.003	0.088	0.014	1.61E-5	0.537	2.82E-4	447914
INCATC	0.037	0.029	0.999	0.002	0.041	0.004	1.53E-5	0.566	2.98E-4	410633
tesa	0.035	0.028	0.999	8.54E-4	0.024	0.002	1.45E-5	0.594	3.12E-4	375202
RANDOM13	0.034	0.027	0.999	9.7E-4	0.028	0.002	1.4E-5	0.621	3.26E-4	341075
28nbsa07	0.023	0.018	0.999	9.14E-4	0.040	0.004	9.36E-6	0.638	3.36E-4	318244
intranet	0.019	0.015	0.999	0.002	0.095	0.016	7.83E-6	0.653	3.43E-4	299139
28nbsa08	0.019	0.015	0.999	7.96E-4	0.043	0.005	7.67E-6	0.668	3.51E-4	280431
28sbsa02	0.019	0.015	0.999	7.92E-4	0.042	0.005	7.66E-6	0.682	3.59E-4	261735
48bigs01	0.019	0.015	0.999	7.95E-4	0.043	0.005	7.63E-6	0.697	3.66E-4	243119
15axgs01	0.019	0.015	0.999	7.84E-4	0.042	0.005	7.63E-6	0.712	3.74E-4	224509
08crgs01	0.019	0.015	0.999	7.99E-4	0.043	0.005	7.62E-6	0.726	3.82E-4	205909
41cpgs01	0.019	0.014	0.999	8.05E-4	0.043	0.005	7.62E-6	0.741	3.89E-4	187313
38cags01	0.019	0.014	0.999	7.95E-4	0.043	0.005	7.62E-6	0.755	3.97E-4	168723
46lvgs01	0.019	0.014	0.999	8.01E-4	0.043	0.005	7.62E-6	0.770	4.04E-4	150138
wpad	0.018	0.014	0.999	0.001	0.062	0.008	7.57E-6	0.784	4.12E-4	131656
24aggs01	0.018	0.014	0.999	7.97E-4	0.043	0.005	7.57E-6	0.798	4.2E-4	113191
isatap	0.015	0.012	0.999	0.001	0.078	0.012	6.32E-6	0.810	4.26E-4	97757
tsd	0.012	0.010	0.999	3.88E-4	0.031	0.003	5.08E-6	0.820	4.31E-4	85368
28nbra45	0.011	0.009	0.999	5.96E-4	0.055	0.007	4.48E-6	0.829	4.35E-4	74434
28nbra55	0.009	0.007	0.999	4.58E-4	0.050	0.006	3.72E-6	0.836	4.39E-4	65347
INCATD	0.007	0.005	0.999	6.06E-4	0.093	0.015	2.67E-6	0.841	4.42E-4	58836
28nbrd17	0.005	0.004	0.999	4.11E-4	0.077	0.011	2.19E-6	0.845	4.44E-4	53482
asegtelf	0.005	0.004	0.998	3.12E-4	0.062	0.008	2.06E-6	0.849	4.46E-4	48467
28nbrv22	0.004	0.003	0.998	3.34E-4	0.081	0.012	1.69E-6	0.852	4.48E-4	44336
tde	0.004	0.003	0.998	5.58E-4	0.136	0.026	1.68E-6	0.855	4.49E-4	40230
28sbrv10	0.004	0.003	0.998	3.18E-4	0.084	0.013	1.55E-6	0.858	4.51E-4	36445
28sbrv09	0.004	0.003	0.998	3.52E-4	0.100	0.016	1.45E-6	0.861	4.52E-4	32914
tsolsms1	0.003	0.003	0.998	3.43E-4	0.102	0.018	1.38E-6	0.864	4.54E-4	29545
28nbrp02	0.003	0.003	0.998	2.85E-4	0.088	0.014	1.33E-6	0.866	4.55E-4	26288
28nbrv24	0.003	0.002	0.998	2.92E-4	0.091	0.015	1.31E-6	0.869	4.57E-4	23087

Table 2.826: Top 35 most significant SLDs for gTLD 'telefonica'. The SLD list holds 88.657% of the entries found in the gTLD and  $4.66E-4$  of the total number of entries for the entire experiment. **count** represents the number of records found for the SLD (in parts per million). **sldDiv** is the raw count divided by the number of records of this gTLD dump file. **oR** is the ratio of raw count to the total number of records of the experiment.  **$\phi$ -sldDiv** represents the  $\phi$  percentile of sldDiv on the entire data-set. **a-srcDiv** is the cumulative srcDiv variable. **a-oR** is the cumulative oR.

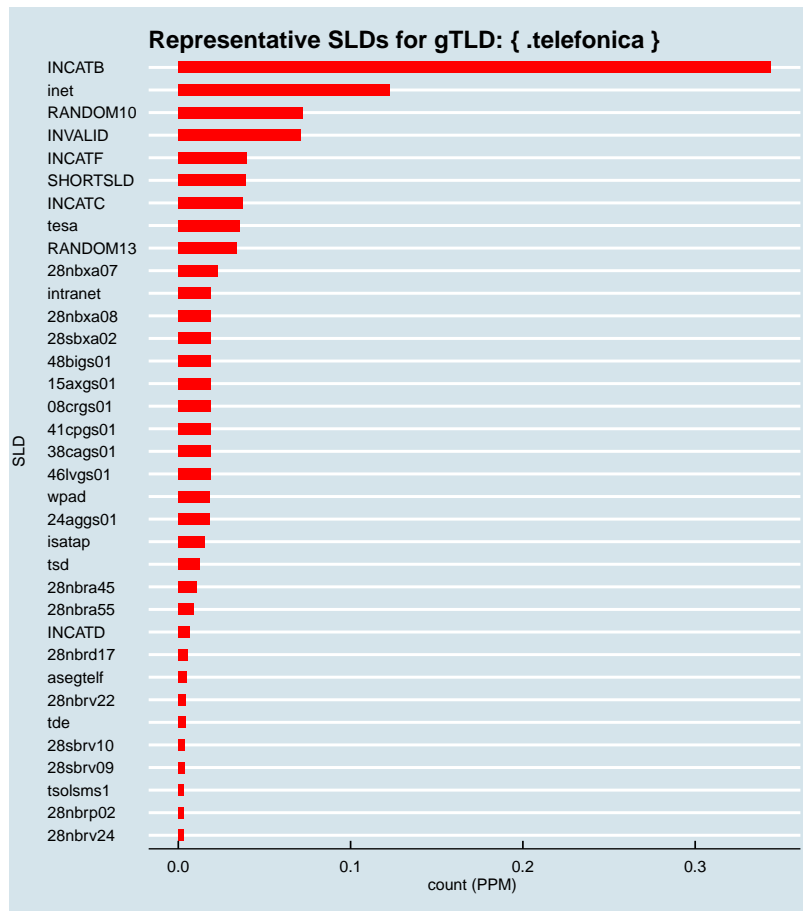


Figure 2.1651: Representative SLDs for gTLD: { .telefonica }. The x axis displays number of times (in parts per million) the corresponding SLD (y axis) was found in the gTLD.



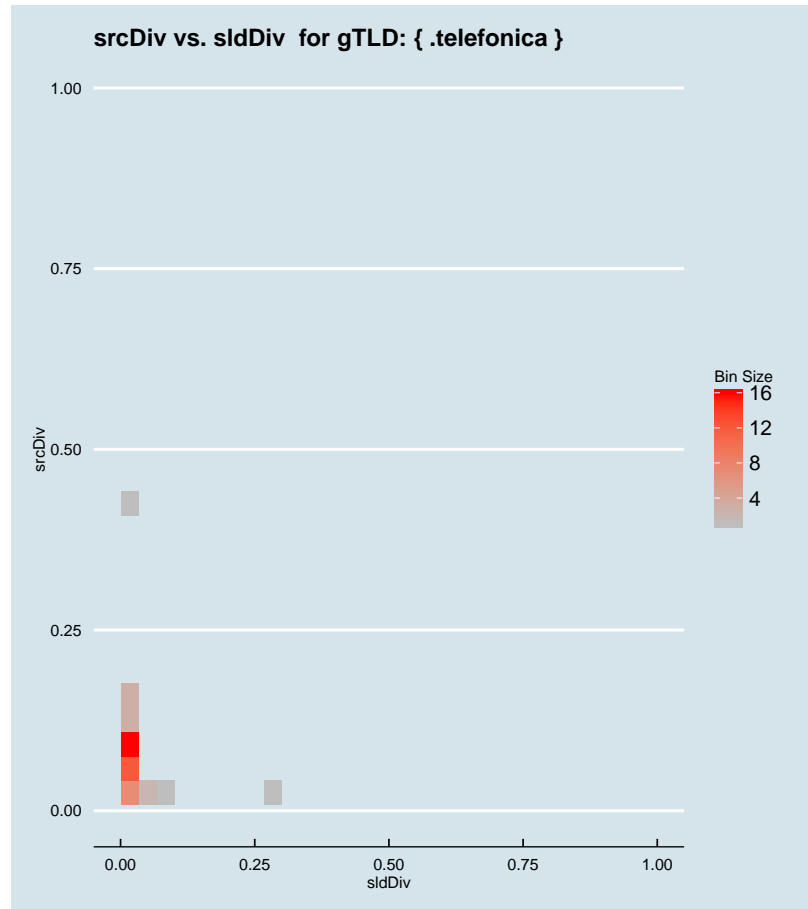


Figure 2.1652: Binned scatter-plot of srcDiv and sldDiv for gTLD: { .telefonica }.

### :: 2.1130 Representative SLDs for gTLD: { .temasek }

In this section, we collect representative SLDs related to gTLD: 'temasek'. We found 0 unique SLDs after filtering. A total of 0 records were considered representative and they are 0.000% of the gTLD dump. Since the total number of records for this gTLD is 0, there are 0 non-representative records (NRep). In addition, this set comprises 0E0 of the entire data-set.

► { .temasek }  
Total SLDs: 0  
a-sldDiv: 0.000%  
a-oR: 0.000%  
NRep: 0

### :: 2.1131 Representative SLDs for gTLD: { .tennis }

In this section, we collect representative SLDs related to gTLD: 'tennis'. We found 1

► { .tennis }  
Total SLDs: 1  
a-sldDiv: 19.499%  
a-oR: 0.000%  
NRep: 0



unique SLDs after filtering. A total of 1729 records were considered representative and they are 19.499% of the gTLD dump. Since the total number of records for this gTLD is 1729, there are 0 non-representative records (NRep). In addition, this set comprises  $7.09E-7$  of the entire data-set. Table 2.827 shows the corresponding SLDs ordered by the level of importance. Figure 2.1653 shows the record count (PPM) for each representative SLD. Figure 2.1654 shows the binned scatter-plot of srcDiv and sldDiv.

Individual SLD descriptors for gTLD: {tennis}										
SLD	count	sldDiv	$\phi$ -sldDiv	ipcount	srcDiv	$\phi$ -srcDiv	oR	a-srcDiv	a-oR	rem
INVALID	0.002	0.195	1.000	$1.99E-4$	0.115	0.021	$7.09E-7$	0.195	$7.09E-7$	0

Table 2.827: Top 1 most significant SLDs for gTLD 'tennis'. The SLD list holds 19.499% of the entries found in the gTLD and  $7.09E-7$  of the total number of entries for the entire experiment. **count** represents the number of records found for the SLD (in parts per million). **sldDiv** is the raw count divided by the number of records of this gTLD dump file. **oR** is the ratio of raw count to the total number of records of the experiment.  **$\phi$ -sldDiv** represents the  $\phi$  percentile of sldDiv on the entire data-set. **a-srcDiv** is the cumulative srcDiv variable. **a-oR** is the cumulative oR.




Figure 2.1653: Representative SLDs for gTLD: { .tennis}. The  $x$  axis displays number of times (in parts per million) the corresponding SLD ( $y$  axis) was found in the gTLD.

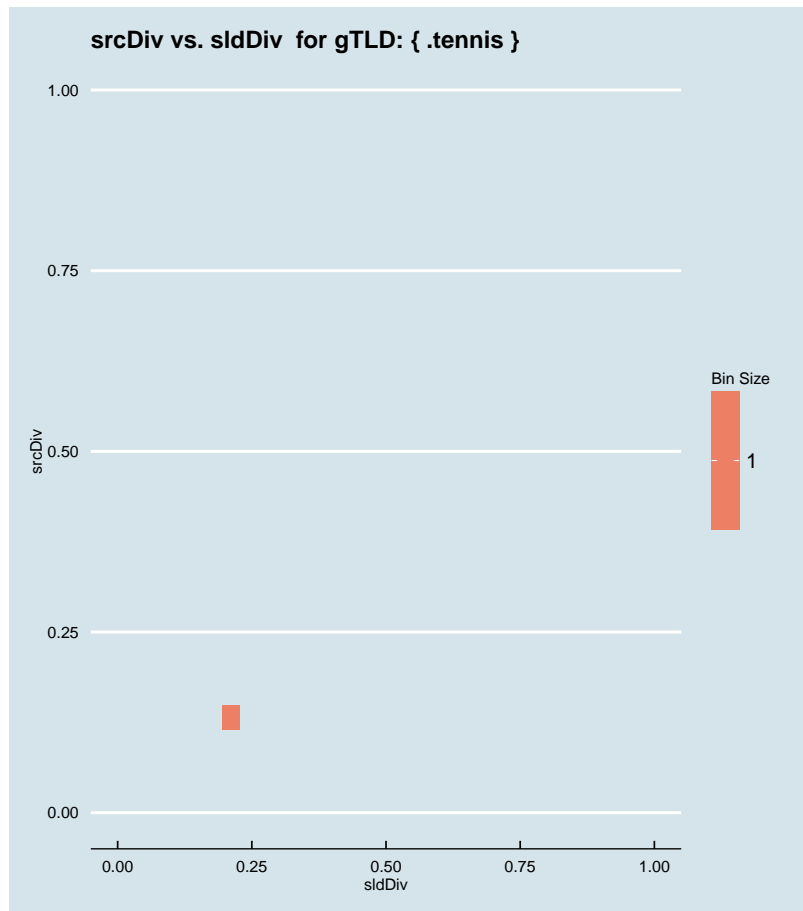


Figure 2.1654: Binned scatter-plot of srcDiv and sldDiv for gTLD: { .tennis}.

### :: 2.1132 Representative SLDs for gTLD: { .terra}

In this section, we collect representative SLDs related to gTLD: 'terra'. We found 16 unique SLDs after filtering. A total of 183544 records were considered representative and they are 80.466% of the gTLD dump. Since the total number of records for this gTLD is 183544, there are 0 non-representative records (NRep). In addition, this set comprises  $7.52E-5$  of the entire data-set. Table 2.828 shows the corresponding SLDs ordered by the level of importance. Figure 2.1655 shows the record count (PPM) for each representative SLD. Figure 2.1656 shows the binned scatter-plot of srcDiv and sldDiv.

► { .terra}  
 Total SLDs: 16  
 a-sldDiv: 80.466%  
 a-oR: 0.008%  
 NRep: 0

Individual SLD descriptors for gTLD: {terra}										
SLD	count	sldDiv	$\phi$ -sldDiv	ipcount	srcDiv	$\phi$ -srcDiv	oR	a-srcDiv	a-oR	rem
INCATC	0.053	0.232	1.000	0.002	0.039	0.004	2.17E-5	0.232	2.17E-5	130654
INCATB	0.030	0.131	1.000	0.002	0.050	0.006	1.23E-5	0.363	3.4E-5	100677
RANDOM10	0.025	0.109	1.000	0.001	0.045	0.005	1.02E-5	0.472	4.42E-5	75787
INVALID	0.016	0.069	1.000	8.45E-4	0.054	0.007	6.47E-6	0.542	5.06E-5	59999
RANDOM13	0.012	0.054	1.000	8.85E-4	0.072	0.011	5.02E-6	0.595	5.56E-5	47750
INCATE	0.010	0.043	1.000	0.004	0.369	0.102	3.99E-6	0.638	5.96E-5	38021
ums	0.009	0.041	1.000	5E-6	5.34E-4	7.44E-6	3.84E-6	0.679	6.35E-5	28658
INCATF	0.006	0.027	0.999	6.1E-4	0.100	0.016	2.51E-6	0.706	6.6E-5	22543
wpad	0.005	0.024	0.999	8.64E-4	0.158	0.033	2.24E-6	0.730	6.82E-5	17073
isatap	0.005	0.020	0.999	9.1E-4	0.198	0.043	1.88E-6	0.750	7.01E-5	12474
INCATD	0.003	0.014	0.999	4.85E-4	0.147	0.030	1.35E-6	0.764	7.15E-5	9178
letras	0.002	0.010	0.999	7.75E-4	0.339	0.096	9.36E-7	0.774	7.24E-5	6895
ttchglv11	0.002	0.009	0.999	3E-6	0.001	2.83E-5	8.72E-7	0.784	7.33E-5	4768
SHORTSLD	0.002	0.009	0.999	9.2E-4	0.462	0.126	8.16E-7	0.792	7.41E-5	2777
internal	0.001	0.007	0.999	1.28E-4	0.086	0.013	6.13E-7	0.799	7.47E-5	1281
speedybasi...	0.001	0.006	0.999	3.06E-4	0.239	0.056	5.25E-7	0.805	7.52E-5	0

Table 2.828: Top 16 most significant SLDs for gTLD 'terra'. The SLD list holds 80.466% of the entries found in the gTLD and 7.52E-5 of the total number of entries for the entire experiment. **count** represents the number of records found for the SLD (in parts per million). **sldDiv** is the raw count divided by the number of records of this gTLD dump file. **oR** is the ratio of raw count to the total number of records of the experiment.  **$\phi$ -sldDiv** represents the  $\phi$  percentile of sldDiv on the entire data-set. **a-srcDiv** is the cumulative srcDiv variable. **a-oR** is the cumulative oR.

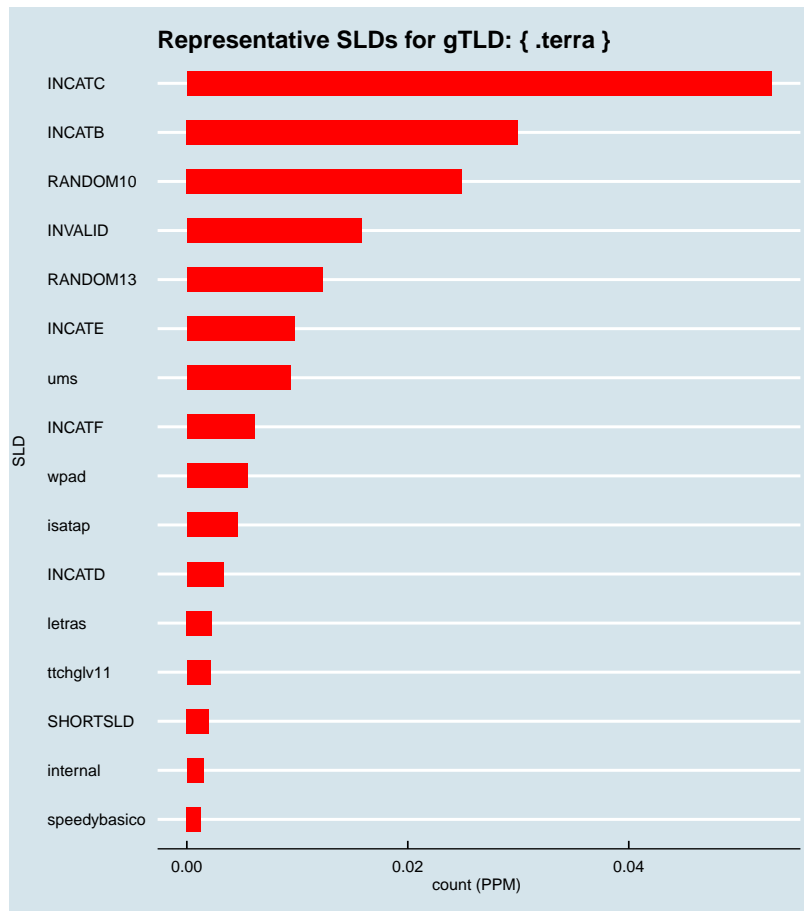


Figure 2.1655: Representative SLDs for gTLD: { .terra }. The *x* axis displays number of times (in parts per million) the corresponding SLD (*y* axis) was found in the gTLD.

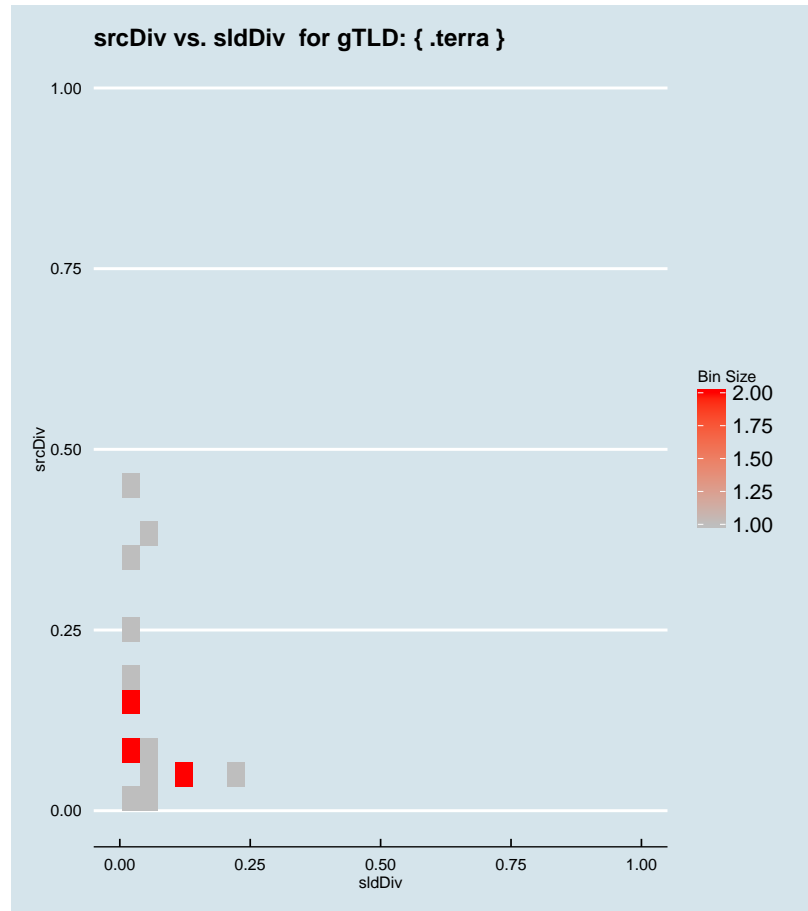


Figure 2.1656: Binned scatter-plot of srcDiv and sldDiv for gTLD: { .terra }.

### :: 2.1133 Representative SLDs for gTLD: { .teva }

In this section, we collect representative SLDs related to gTLD: 'teva'. We found 1 unique SLDs after filtering. A total of 6728 records were considered representative and they are 59.879% of the gTLD dump. Since the total number of records for this gTLD is 6728, there are 0 non-representative records (NRep). In addition, this set comprises 2.76E-6 of the entire data-set. Table 2.829 shows the corresponding SLDs ordered by the level of importance. Figure 2.1657 shows the record count (PPM) for each representative SLD. Figure 2.1658 shows the binned scatter-plot of srcDiv and sldDiv.

► { .teva }  
Total SLDs: 1  
a-sldDiv: 59.879%  
a-oR: 0.000%  
NRep: 0



Individual SLD descriptors for gTLD: {teva}										
SLD	count	sldDiv	$\phi$ -sldDiv	ipcount	srcDiv	$\phi$ -srcDiv	oR	a-srcDiv	a-oR	rem
INCATB	0.007	0.599	1.000	9.8E-5	0.015	9E-4	2.76E-6	0.599	2.76E-6	0

Table 2.829: Top 1 most significant SLDs for gTLD 'teva'. The SLD list holds 59.879% of the entries found in the gTLD and 2.76E-6 of the total number of entries for the entire experiment. **count** represents the number of records found for the SLD (in parts per million). **sldDiv** is the raw count divided by the number of records of this gTLD dump file. **oR** is the ratio of raw count to the total number of records of the experiment.  **$\phi$ -sldDiv** represents the  $\phi$  percentile of sldDiv on the entire data-set. **a-srcDiv** is the cumulative srcDiv variable. **a-oR** is the cumulative oR.






Figure 2.1657: Representative SLDs for gTLD: { .teva}. The  $x$  axis displays number of times (in parts per million) the corresponding SLD ( $y$  axis) was found in the gTLD.

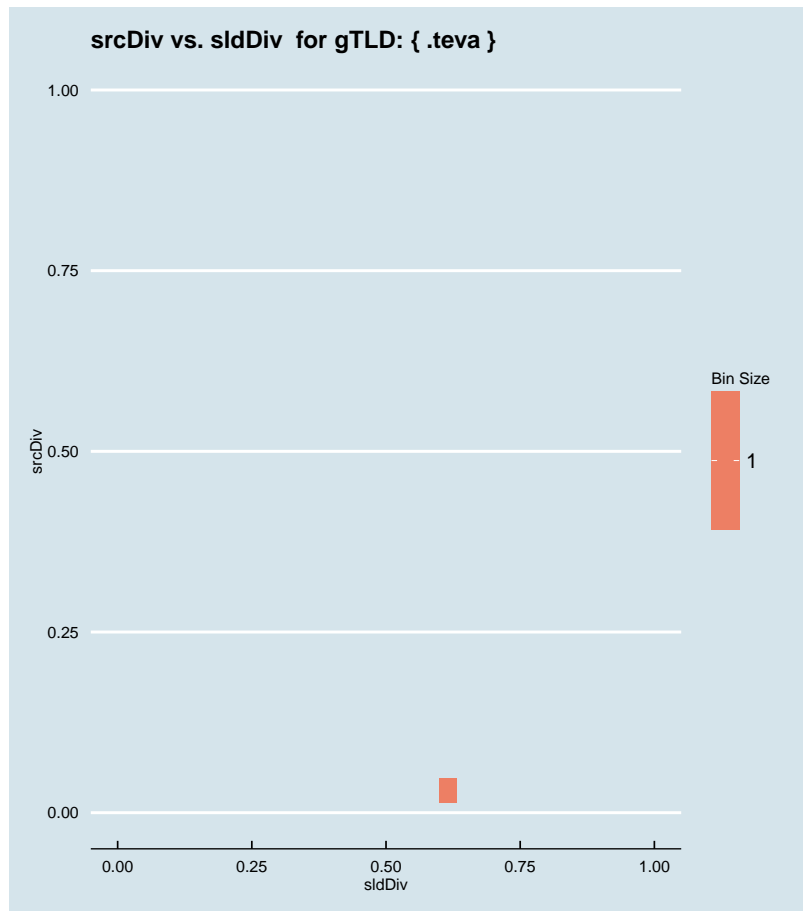


Figure 2.1658: Binned scatter-plot of srcDiv and sldDiv for gTLD: { .teva }.

### :: 2.1134 Representative SLDs for gTLD: { .thai }

In this section, we collect representative SLDs related to gTLD: 'thai'. We found 12 unique SLDs after filtering. A total of 397491 records were considered representative and they are 97.495% of the gTLD dump. Since the total number of records for this gTLD is 397491, there are 0 non-representative records (NRep). In addition, this set comprises 1.63E-4 of the entire data-set. Table 2.830 shows the corresponding SLDs ordered by the level of importance. Figure 2.1659 shows the record count (PPM) for each representative SLD. Figure 2.1660 shows the binned scatter-plot of srcDiv and sldDiv.

► { .thai }  
 Total SLDs: 12  
 a-sldDiv: 97.495%  
 a-oR: 0.016%  
 NRep: 0

Individual SLD descriptors for gTLD: {thai}										
SLD	count	sldDiv	$\phi$ -sldDiv	ipcount	srcDiv	$\phi$ -srcDiv	oR	a-srcDiv	a-oR	rem
dttdom	0.291	0.714	1.000	0.008	0.027	0.002	1.19E-4	0.714	1.19E-4	106396
RANDOM13	0.034	0.083	1.000	0.002	0.060	0.008	1.38E-5	0.797	1.33E-4	72714
INCATF	0.032	0.079	1.000	0.003	0.080	0.012	1.32E-5	0.876	1.46E-4	40499
INCATD	0.012	0.029	0.999	0.002	0.144	0.029	4.86E-6	0.905	1.51E-4	28647
INCATI	0.008	0.019	0.999	8.89E-4	0.115	0.021	3.17E-6	0.924	1.54E-4	20906
INCATB	0.006	0.014	0.999	0.001	0.189	0.042	2.28E-6	0.937	1.57E-4	15332
RANDOM10	0.004	0.010	0.999	4.02E-4	0.103	0.018	1.6E-6	0.947	1.58E-4	11430
locknlock	0.004	0.009	0.999	5.85E-4	0.155	0.032	1.55E-6	0.956	1.6E-4	7646
INVALID	0.003	0.006	0.999	5.04E-4	0.200	0.048	1.03E-6	0.962	1.61E-4	5130
mclaren	0.002	0.006	0.999	1.05E-4	0.044	0.005	9.73E-7	0.968	1.62E-4	2756
INCATE	0.001	0.004	0.998	7.98E-4	0.537	0.181	6.09E-7	0.972	1.62E-4	1269
INCATC	0.001	0.003	0.998	4.73E-4	0.373	0.102	5.2E-7	0.975	1.63E-4	0

Table 2.830: Top 12 most significant SLDs for gTLD 'thai'. The SLD list holds 97.495% of the entries found in the gTLD and 1.63E-4 of the total number of entries for the entire experiment. **count** represents the number of records found for the SLD (in parts per million). **sldDiv** is the raw count divided by the number of records of this gTLD dump file. **oR** is the ratio of raw count to the total number of records of the experiment.  $\phi$ -**sldDiv** represents the  $\phi$  percentile of sldDiv on the entire data-set. **a-srcDiv** is the cumulative srcDiv variable. **a-oR** is the cumulative oR.

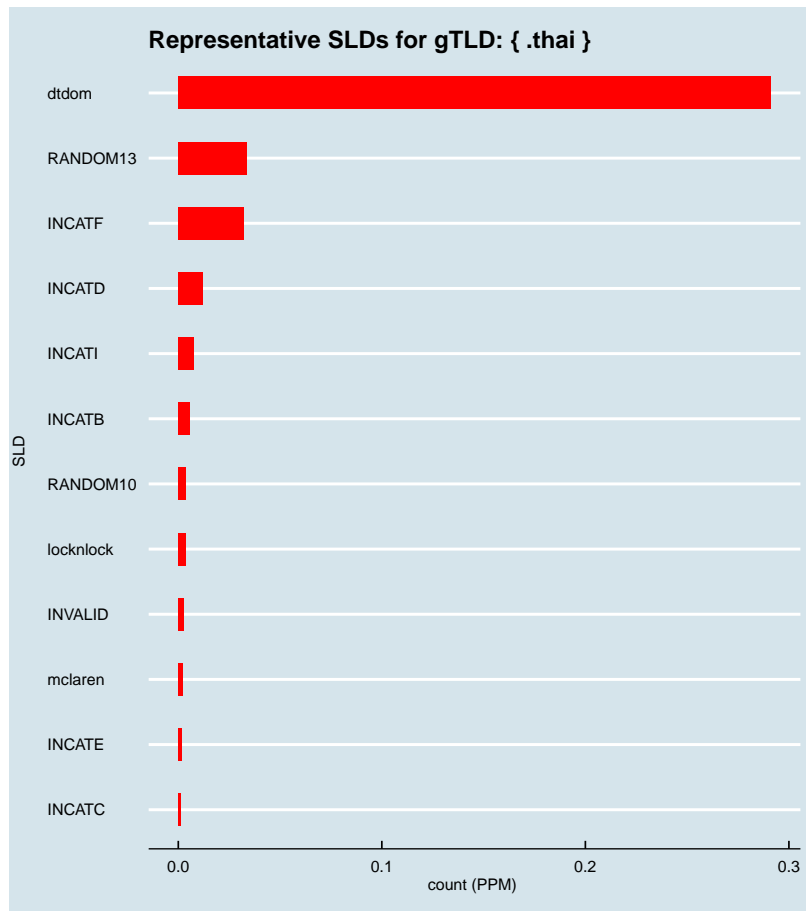


Figure 2.1659: Representative SLDs for gTLD: { .thai }. The x axis displays number of times (in parts per million) the corresponding SLD (y axis) was found in the gTLD.

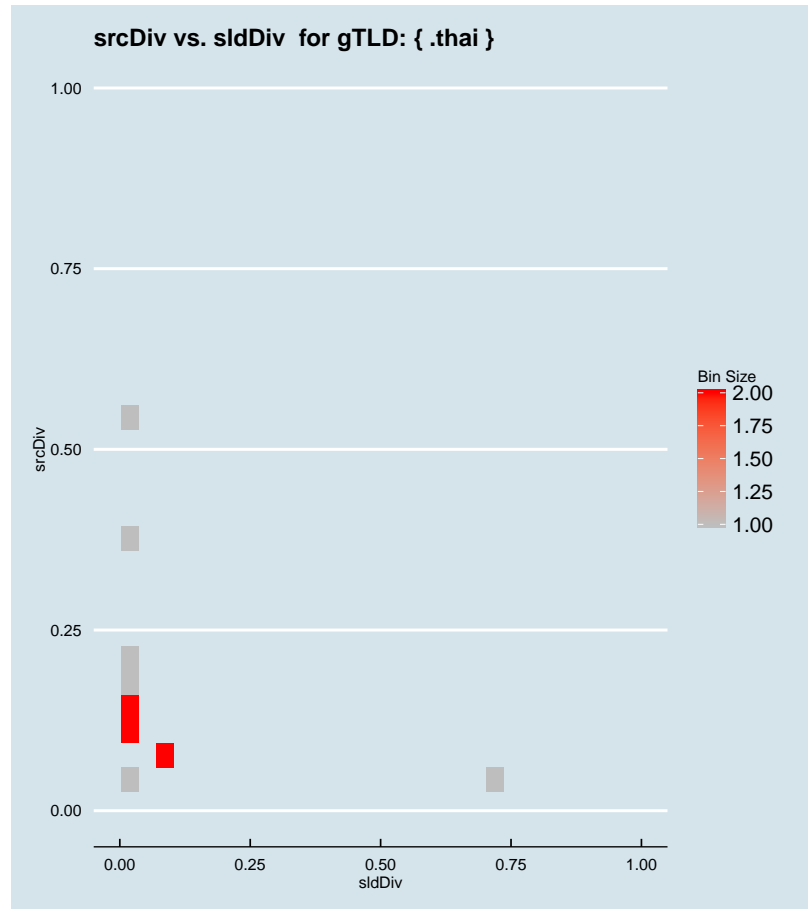


Figure 2.1660: Binned scatter-plot of srcDiv and sldDiv for gTLD: { .thai }.

### ∴ 2.1135 Representative SLDs for gTLD: { .thd }

In this section, we collect representative SLDs related to gTLD: 'thd'. We found 2 unique SLDs after filtering. A total of 3463 records were considered representative and they are 18.329% of the gTLD dump. Since the total number of records for this gTLD is 3463, there are 0 non-representative records (NRep). In addition, this set comprises 1.42E-6 of the entire data-set. Table 2.831 shows the corresponding SLDs ordered by the level of importance. Figure 2.1661 shows the record count (PPM) for each representative SLD. Figure 2.1662 shows the binned scatter-plot of srcDiv and sldDiv.

► { .thd }  
Total SLDs: 2  
a-sldDiv: 18.329%  
a-oR: 0.000%  
NRep: 0



Individual SLD descriptors for gTLD: {.thd}										
SLD	count	sldDiv	$\phi$ -sldDiv	ipcount	srcDiv	$\phi$ -srcDiv	oR	a-srcDiv	a-oR	rem
SHORTSLD	0.002	0.094	1.000	3.37E-4	0.190	0.042	7.28E-7	0.094	7.28E-7	1686
INCATB	0.002	0.089	1.000	3.9E-4	0.231	0.055	6.91E-7	0.183	1.42E-6	0

Table 2.831: Top 2 most significant SLDs for gTLD 'thd'. The SLD list holds 18.329% of the entries found in the gTLD and 1.42E-6 of the total number of entries for the entire experiment. **count** represents the number of records found for the SLD (in parts per million). **sldDiv** is the raw count divided by the number of records of this gTLD dump file. **oR** is the ratio of raw count to the total number of records of the experiment.  **$\phi$ -sldDiv** represents the  $\phi$  percentile of sldDiv on the entire data-set. **a-srcDiv** is the cumulative srcDiv variable. **a-oR** is the cumulative oR.

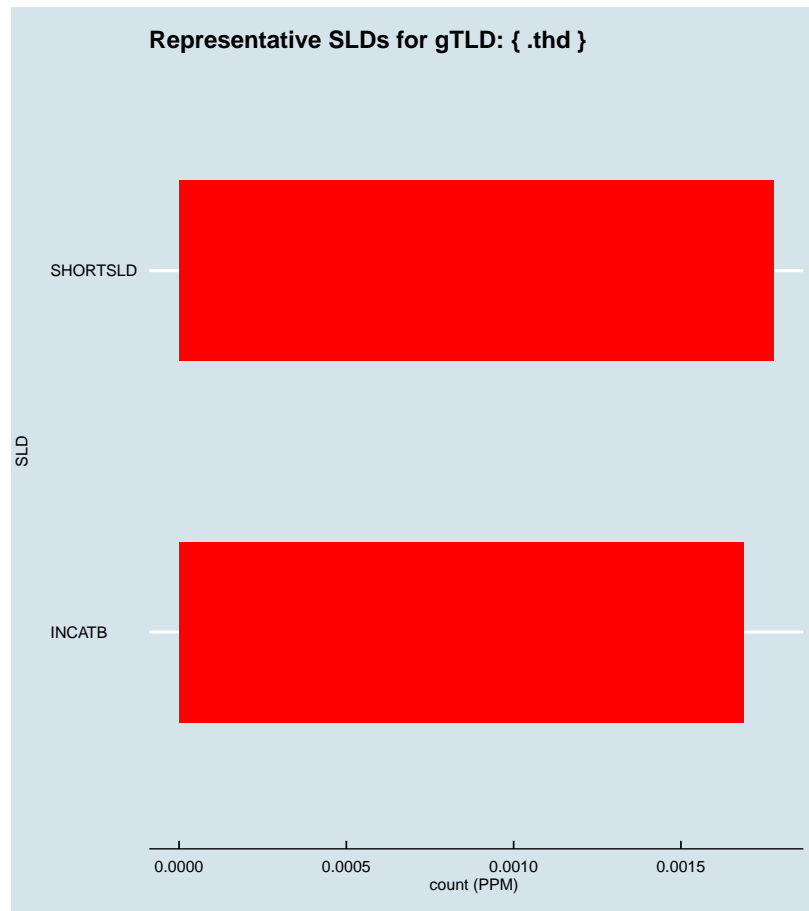


Figure 2.1661: Representative SLDs for gTLD: { .thd }. The  $x$  axis displays number of times (in parts per million) the corresponding SLD ( $y$  axis) was found in the gTLD.

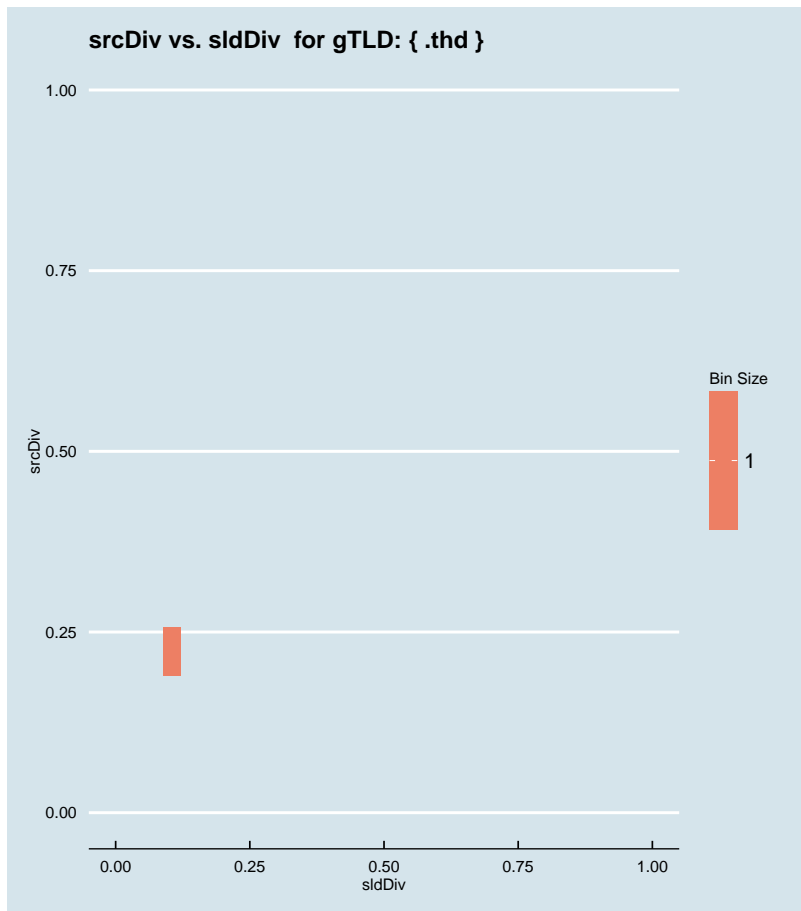


Figure 2.1662: Binned scatter-plot of srcDiv and sldDiv for gTLD: { .thd }.

### :: 2.1136 Representative SLDs for gTLD: { .theater }

In this section, we collect representative SLDs related to gTLD: 'theater'. We found 2 unique SLDs after filtering. A total of 3890 records were considered representative and they are 54.967% of the gTLD dump. Since the total number of records for this gTLD is 3890, there are 0 non-representative records (NRep). In addition, this set comprises 1.59E-6 of the entire data-set. Table 2.832 shows the corresponding SLDs ordered by the level of importance. Figure 2.1663 shows the record count (PPM) for each representative SLD. Figure 2.1664 shows the binned scatter-plot of srcDiv and sldDiv.

► { .theater }  
 Total SLDs: 2  
 a-sldDiv: 54.967%  
 a-oR: 0.000%  
 NRep: 0



Individual SLD descriptors for gTLD: {theater}										
SLD	count	sldDiv	$\phi$ -sldDiv	ipcount	srcDiv	$\phi$ -srcDiv	oR	a-srcDiv	a-oR	rem
INCATF	0.002	0.288	1.000	4.8E-5	0.024	0.002	8.34E-7	0.288	8.34E-7	1854
INVALID	0.002	0.262	1.000	3E-4	0.162	0.033	7.6E-7	0.550	1.59E-6	0

Table 2.832: Top 2 most significant SLDs for gTLD 'theater'. The SLD list holds 54.967% of the entries found in the gTLD and 1.59E-6 of the total number of entries for the entire experiment. **count** represents the number of records found for the SLD (in parts per million). **sldDiv** is the raw count divided by the number of records of this gTLD dump file. **oR** is the ratio of raw count to the total number of records of the experiment.  $\phi$ -**sldDiv** represents the  $\phi$  percentile of sldDiv on the entire data-set. **a-srcDiv** is the cumulative srcDiv variable. **a-oR** is the cumulative oR.

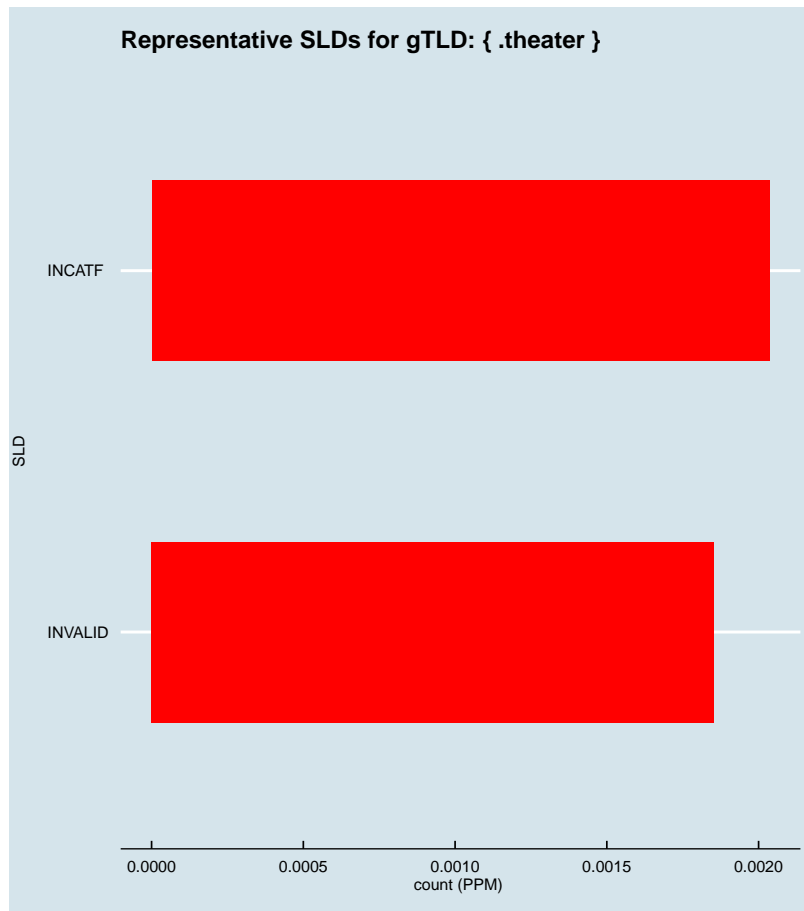


Figure 2.1663: Representative SLDs for gTLD: { .theater }. The *x* axis displays number of times (in parts per million) the corresponding SLD (*y* axis) was found in the gTLD.

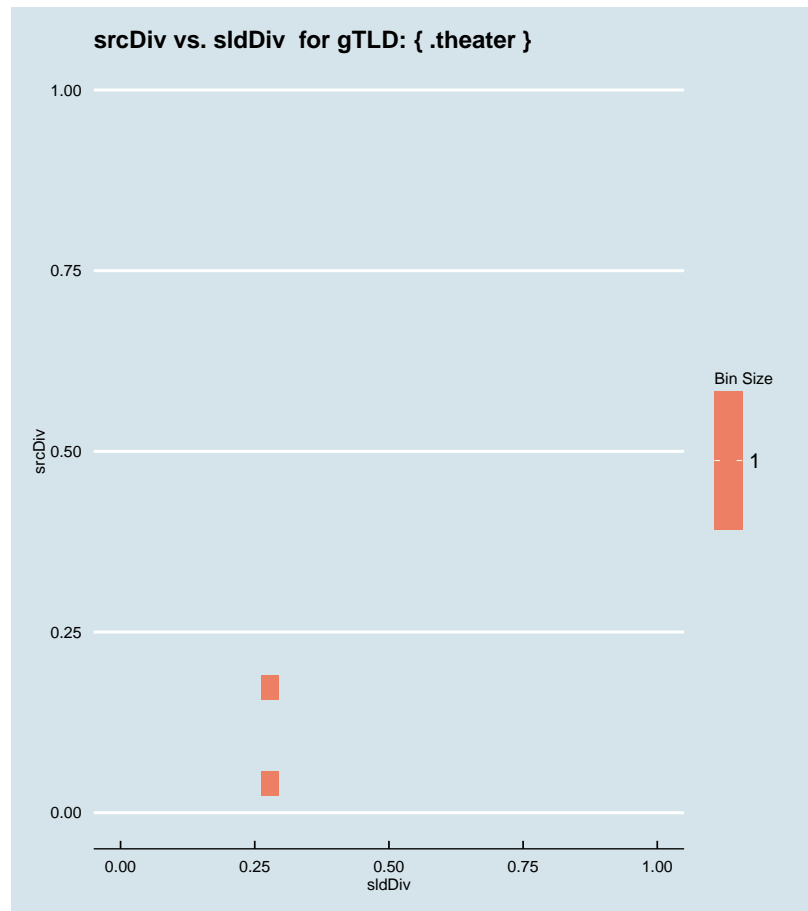


Figure 2.1664: Binned scatter-plot of srcDiv and sldDiv for gTLD: { .theater }.

### ∴ 2.1137 Representative SLDs for gTLD: { .theatre }

In this section, we collect representative SLDs related to gTLD: 'theatre'. We found 1 unique SLDs after filtering. A total of 3713 records were considered representative and they are 34.171% of the gTLD dump. Since the total number of records for this gTLD is 3713, there are 0 non-representative records (NRep). In addition, this set comprises 1.52E-6 of the entire data-set. Table 2.833 shows the corresponding SLDs ordered by the level of importance. Figure 2.1665 shows the record count (PPM) for each representative SLD. Figure 2.1666 shows the binned scatter-plot of srcDiv and sldDiv.

► { .theatre }  
Total SLDs: 1  
a-sldDiv: 34.171%  
a-oR: 0.000%  
NRep: 0



Individual SLD descriptors for gTLD: {.theatre}										
SLD	count	sldDiv	$\phi$ -sldDiv	ipcount	srcDiv	$\phi$ -srcDiv	oR	a-srcDiv	a-oR	rem
INVALID	0.004	0.342	1.000	2.6E-4	0.070	0.010	1.52E-6	0.342	1.52E-6	0

Table 2.833: Top 1 most significant SLDs for gTLD 'theatre'. The SLD list holds 34.171% of the entries found in the gTLD and 1.52E-6 of the total number of entries for the entire experiment. **count** represents the number of records found for the SLD (in parts per million). **sldDiv** is the raw count divided by the number of records of this gTLD dump file. **oR** is the ratio of raw count to the total number of records of the experiment.  $\phi$ -**sldDiv** represents the  $\phi$  percentile of sldDiv on the entire data-set. **a-srcDiv** is the cumulative srcDiv variable. **a-oR** is the cumulative oR.




Figure 2.1665: Representative SLDs for gTLD: { .theatre}. The  $x$  axis displays number of times (in parts per million) the corresponding SLD ( $y$  axis) was found in the gTLD.

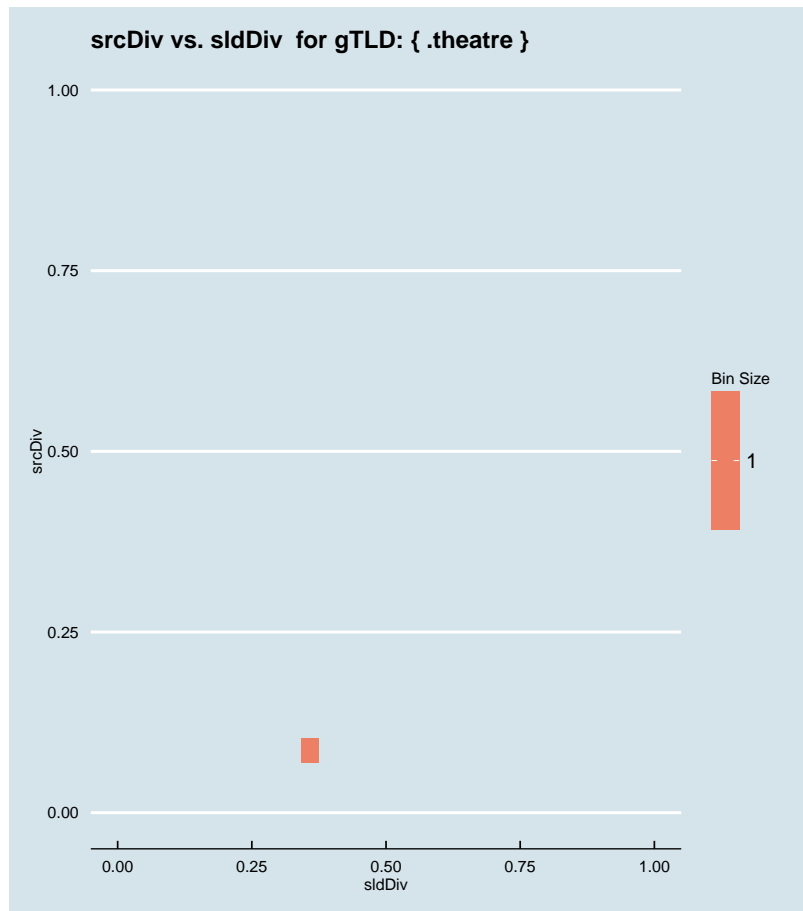


Figure 2.1666: Binned scatter-plot of srcDiv and sldDiv for gTLD: {.theatre}.

∴ 2.1138 Representative SLDs for gTLD: {.theguardian}

In this section, we collect representative SLDs related to gTLD: 'theguardian'. We found 0 unique SLDs after filtering. A total of 0 records were considered representative and they are 0.000% of the gTLD dump. Since the total number of records for this gTLD is 0, there are 0 non-representative records (NRep). In addition, this set comprises 0E0 of the entire data-set.

```
► {.theguardian}
Total SLDs: 0
a-sldDiv: 0.000%
a-oR: 0.000%
NRep: 0
```

∴ 2.1139 Representative SLDs for gTLD: {.thehartford}

In this section, we collect representative SLDs related to gTLD: 'thehartford'. We

```
► {.thehartford}
Total SLDs: 0
a-sldDiv: 0.000%
a-oR: 0.000%
NRep: 0
```

found 0 unique SLDs after filtering. A total of 0 records were considered representative and they are 0.000% of the gTLD dump. Since the total number of records for this gTLD is 0, there are 0 non-representative records (NRep). In addition, this set comprises 0E0 of the entire data-set.

### :: 2.1140 Representative SLDs for gTLD: {.tiao}

In this section, we collect representative SLDs related to gTLD: 'tiao'. We found 0 unique SLDs after filtering. A total of 0 records were considered representative and they are 0.000% of the gTLD dump. Since the total number of records for this gTLD is 0, there are 0 non-representative records (NRep). In addition, this set comprises 0E0 of the entire data-set.

▶ {.tiao}  
Total SLDs: 0  
a-sldDiv: 0.000%  
a-oR: 0.000%  
NRep: 0

### :: 2.1141 Representative SLDs for gTLD: {.tickets}

In this section, we collect representative SLDs related to gTLD: 'tickets'. We found 0 unique SLDs after filtering. A total of 0 records were considered representative and they are 0.000% of the gTLD dump. Since the total number of records for this gTLD is 0, there are 0 non-representative records (NRep). In addition, this set comprises 0E0 of the entire data-set.

▶ {.tickets}  
Total SLDs: 0  
a-sldDiv: 0.000%  
a-oR: 0.000%  
NRep: 0

### :: 2.1142 Representative SLDs for gTLD: {.tienda}

In this section, we collect representative SLDs related to gTLD: 'tienda'. We found 4 unique SLDs after filtering. A total of 5761 records were considered representative and they are 45.690% of the gTLD dump. Since the total number of records for this gTLD is 5761, there are 0 non-representative records (NRep). In addition, this set comprises 2.36E-6 of the entire data-set. Table 2.834 shows the corresponding SLDs ordered by the level of importance. Figure 2.1667 shows the record count (PPM) for each representative SLD. Figure 2.1668 shows the binned scatter-plot of srcDiv and sldDiv.

▶ {.tienda}  
Total SLDs: 4  
a-sldDiv: 45.690%  
a-oR: 0.000%  
NRep: 0



Individual SLD descriptors for gTLD: {.tienda}										
SLD	count	sldDiv	$\phi$ -sldDiv	ipcount	srcDiv	$\phi$ -srcDiv	oR	a-srcDiv	a-oR	rem
INCATF	0.002	0.125	1.000	1.2E-4	0.076	0.011	6.45E-7	0.125	6.45E-7	4187
pcneo	0.002	0.122	1.000	3.7E-5	0.024	0.002	6.29E-7	0.247	1.27E-6	2651
INVALID	0.001	0.116	1.000	1.31E-4	0.089	0.014	6.01E-7	0.363	1.88E-6	1185
INCATB	0.001	0.094	1.000	2.09E-4	0.176	0.038	4.86E-7	0.457	2.36E-6	0

Table 2.834: Top 4 most significant SLDs for gTLD 'tienda'. The SLD list holds 45.690% of the entries found in the gTLD and 2.36E-6 of the total number of entries for the entire experiment. **count** represents the number of records found for the SLD (in parts per million). **sldDiv** is the raw count divided by the number of records of this gTLD dump file. **oR** is the ratio of raw count to the total number of records of the experiment.  $\phi$ -**sldDiv** represents the  $\phi$  percentile of sldDiv on the entire data-set. **a-srcDiv** is the cumulative srcDiv variable. **a-oR** is the cumulative oR.



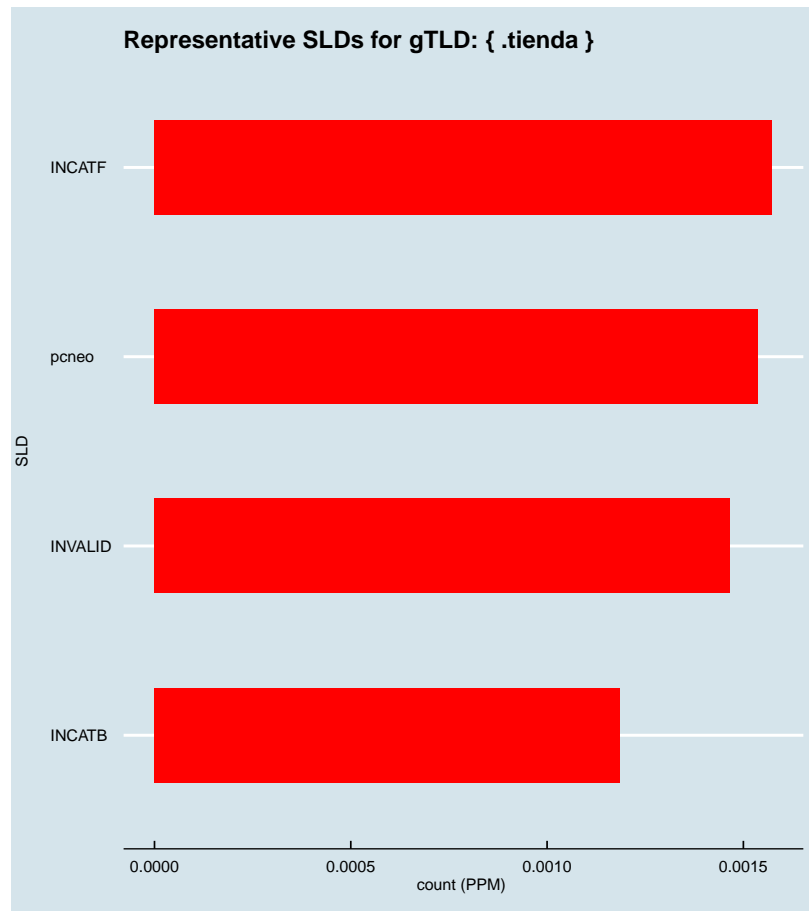


Figure 2.1667: Representative SLDs for gTLD: { .tienda}. The  $x$  axis displays number of times (in parts per million) the corresponding SLD ( $y$  axis) was found in the gTLD.

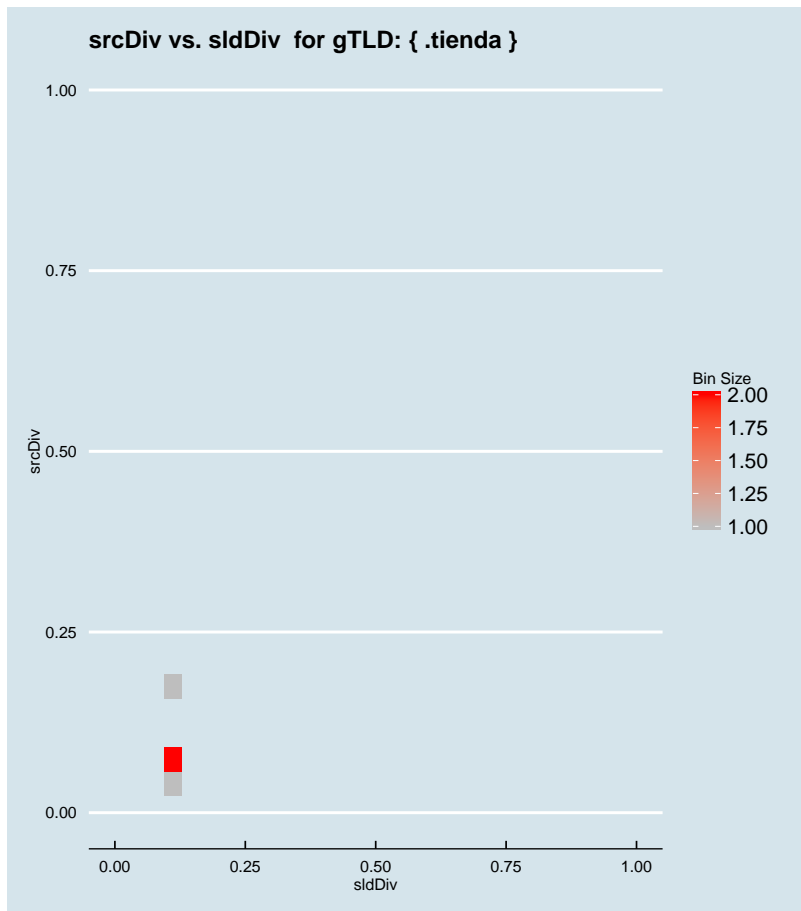


Figure 2.1668: Binned scatter-plot of srcDiv and sldDiv for gTLD: { .tienda }.

### :: 2.1143 Representative SLDs for gTLD: { .tiffany }

In this section, we collect representative SLDs related to gTLD: 'tiffany'. We found 6 unique SLDs after filtering. A total of 57149 records were considered representative and they are 91.854% of the gTLD dump. Since the total number of records for this gTLD is 57149, there are 0 non-representative records (NRep). In addition, this set comprises  $2.34E-5$  of the entire data-set. Table 2.835 shows the corresponding SLDs ordered by the level of importance. Figure 2.1669 shows the record count (PPM) for each representative SLD. Figure 2.1670 shows the binned scatter-plot of srcDiv and sldDiv.

► { .tiffany }  
 Total SLDs: 6  
 a-sldDiv: 91.854%  
 a-oR: 0.002%  
 NRep: 0

Individual SLD descriptors for gTLD: {tiffany}										
SLD	count	sldDiv	$\phi$ -sldDiv	ipcount	srcDiv	$\phi$ -srcDiv	oR	a-srcDiv	a-oR	rem
INCATB	0.046	0.741	1.000	4.28E-4	0.009	4.5E-4	1.89E-5	0.741	1.89E-5	11039
INVALID	0.003	0.051	1.000	3.59E-4	0.113	0.020	1.3E-6	0.792	2.02E-5	7866
wpad	0.003	0.044	1.000	6.23E-4	0.226	0.053	1.13E-6	0.837	2.13E-5	5104
RANDOM10	0.002	0.036	1.000	3.16E-4	0.142	0.027	9.15E-7	0.872	2.22E-5	2871
isatap	0.002	0.026	0.999	5.73E-4	0.351	0.098	6.7E-7	0.899	2.29E-5	1237
INCATC	0.001	0.020	0.999	3.23E-4	0.261	0.067	5.07E-7	0.919	2.34E-5	0

Table 2.835: Top 6 most significant SLDs for gTLD 'tiffany'. The SLD list holds 91.854% of the entries found in the gTLD and 2.34E-5 of the total number of entries for the entire experiment. **count** represents the number of records found for the SLD (in parts per million). **sldDiv** is the raw count divided by the number of records of this gTLD dump file. **oR** is the ratio of raw count to the total number of records of the experiment.  $\phi$ -**sldDiv** represents the  $\phi$  percentile of sldDiv on the entire data-set. **a-srcDiv** is the cumulative srcDiv variable. **a-oR** is the cumulative oR.

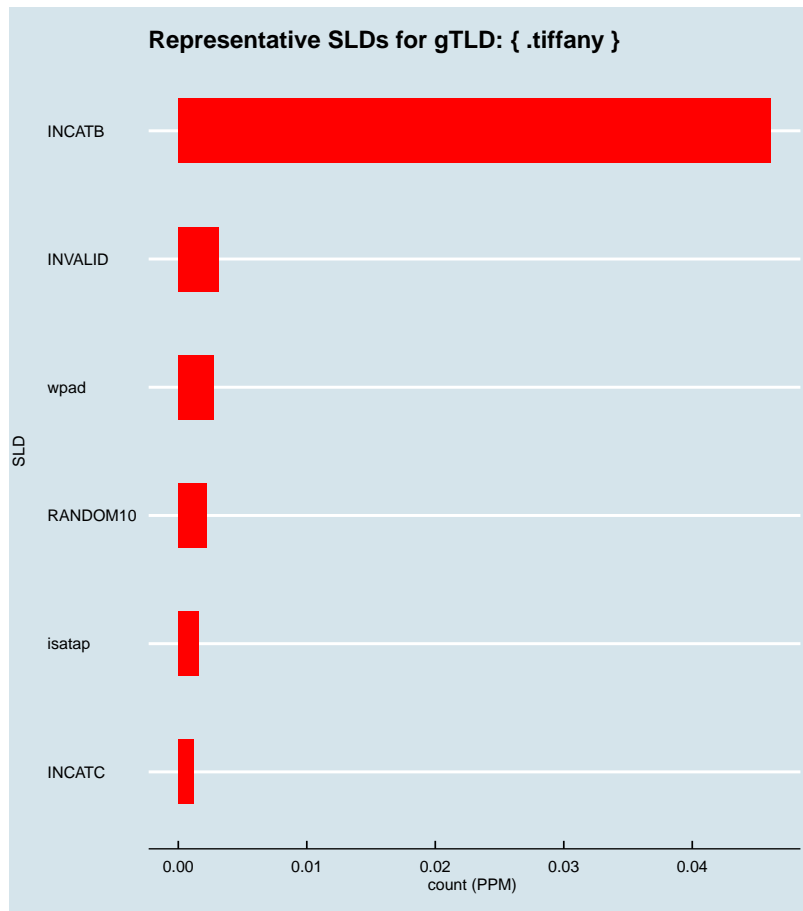


Figure 2.1669: Representative SLDs for gTLD: { .tiffany }. The *x* axis displays number of times (in parts per million) the corresponding SLD (*y* axis) was found in the gTLD.

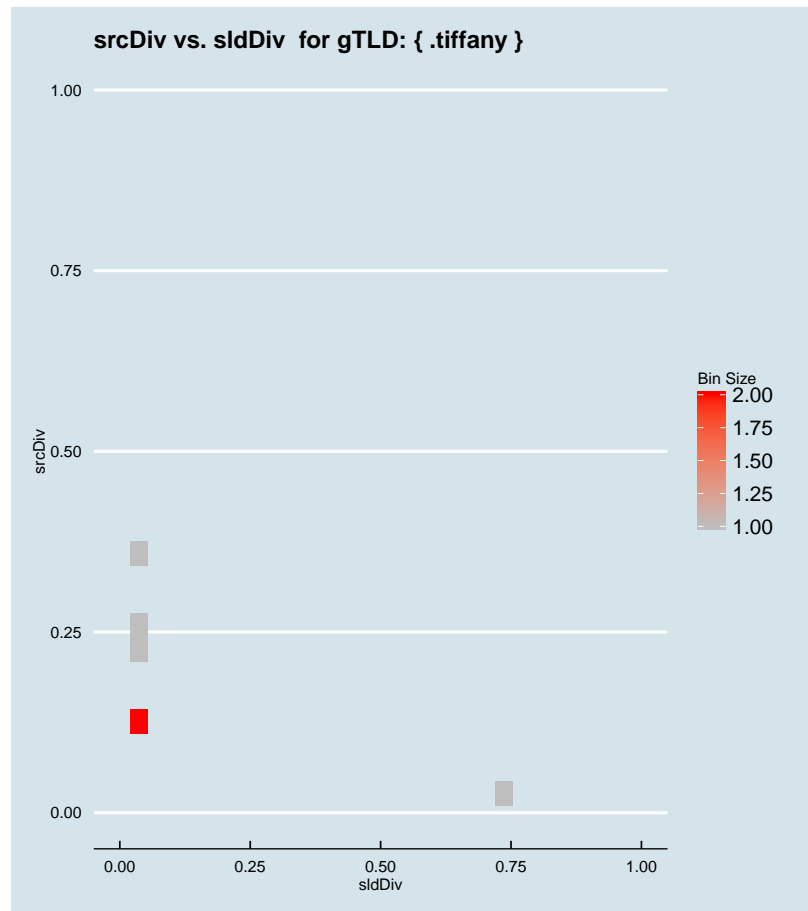


Figure 2.1670: Binned scatter-plot of srcDiv and sldDiv for gTLD: { .tiffany}.

### :: 2.1144 Representative SLDs for gTLD: { .tips }

In this section, we collect representative SLDs related to gTLD: 'tips'. We found 2 unique SLDs after filtering. A total of 3206 records were considered representative and they are 28.096% of the gTLD dump. Since the total number of records for this gTLD is 3206, there are 0 non-representative records (NRep). In addition, this set comprises 1.31E-6 of the entire data-set. Table 2.836 shows the corresponding SLDs ordered by the level of importance. Figure 2.1671 shows the record count (PPM) for each representative SLD. Figure 2.1672 shows the binned scatter-plot of srcDiv and sldDiv.

► { .tips }  
Total SLDs: 2  
a-sldDiv: 28.096%  
a-oR: 0.000%  
NRep: 0

Individual SLD descriptors for gTLD: {tips}										
SLD	count	sldDiv	$\phi$ -sldDiv	ipcount	srcDiv	$\phi$ -srcDiv	oR	a-srcDiv	a-oR	rem
INCATB	0.002	0.158	1.000	5.44E-4	0.302	0.077	7.37E-7	0.158	7.37E-7	1407
RANDOM13	0.001	0.123	1.000	2.69E-4	0.191	0.042	5.77E-7	0.281	1.31E-6	0

Table 2.836: Top 2 most significant SLDs for gTLD 'tips'. The SLD list holds 28.096% of the entries found in the gTLD and 1.31E-6 of the total number of entries for the entire experiment. **count** represents the number of records found for the SLD (in parts per million). **sldDiv** is the raw count divided by the number of records of this gTLD dump file. **oR** is the ratio of raw count to the total number of records of the experiment.  **$\phi$ -sldDiv** represents the  $\phi$  percentile of sldDiv on the entire data-set. **a-srcDiv** is the cumulative srcDiv variable. **a-oR** is the cumulative oR.

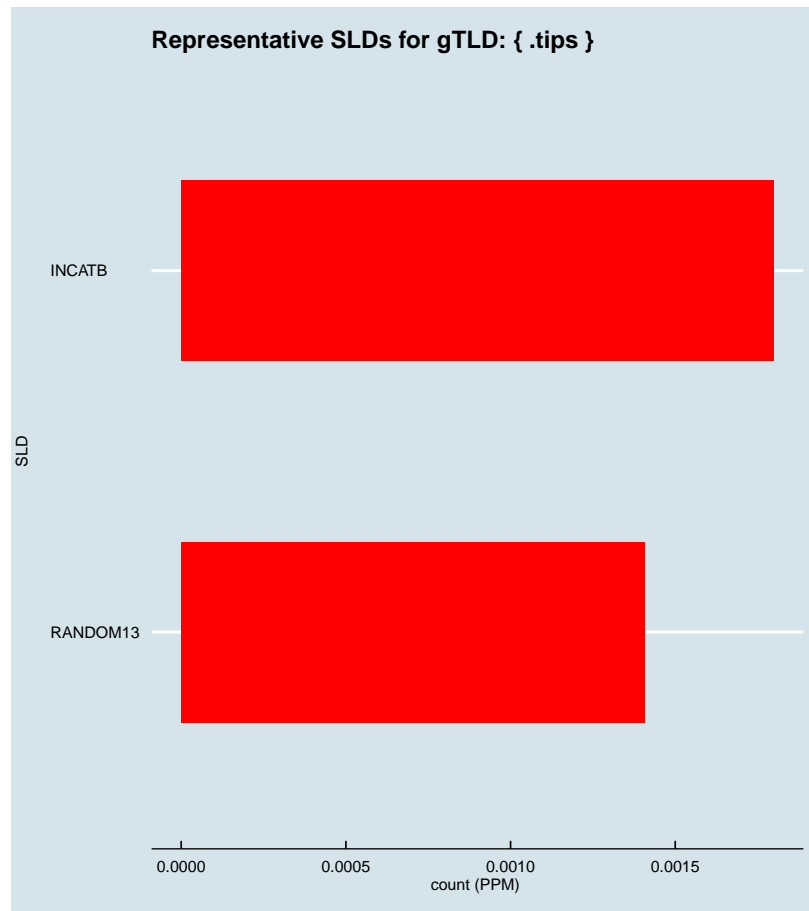


Figure 2.1671: Representative SLDs for gTLD: { .tips}. The  $x$  axis displays number of times (in parts per million) the corresponding SLD ( $y$  axis) was found in the gTLD.

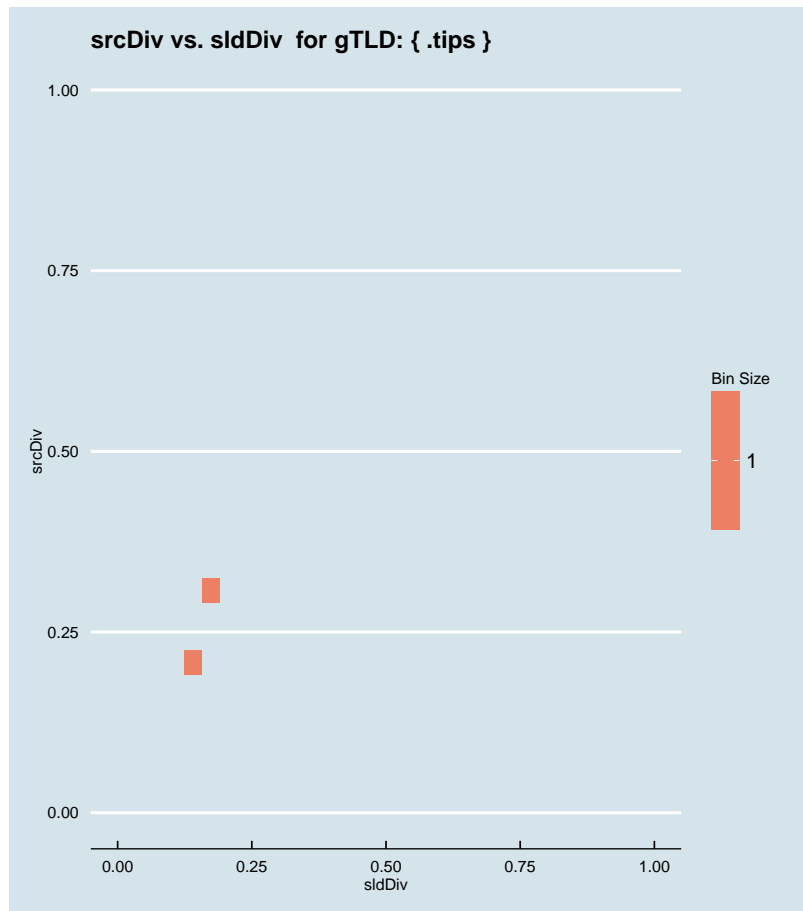


Figure 2.1672: Binned scatter-plot of srcDiv and sldDiv for gTLD: { .tips }.

∴ 2.1145 Representative SLDs for gTLD: { .tires }

In this section, we collect representative SLDs related to gTLD: 'tires'. We found 0 unique SLDs after filtering. A total of 0 records were considered representative and they are 0.000% of the gTLD dump. Since the total number of records for this gTLD is 0, there are 0 non-representative records (NRep). In addition, this set comprises 0E0 of the entire data-set.

```
► { .tires }
Total SLDs: 0
a-sldDiv: 0.000%
a-oR: 0.000%
NRep: 0
```

∴ 2.1146 Representative SLDs for gTLD: { .tirol }

In this section, we collect representative SLDs related to gTLD: 'tirol'. We found 0

```
► { .tirol }
Total SLDs: 0
a-sldDiv: 0.000%
a-oR: 0.000%
NRep: 0
```



unique SLDs after filtering. A total of 0 records were considered representative and they are 0.000% of the gTLD dump. Since the total number of records for this gTLD is 0, there are 0 non-representative records (NRep). In addition, this set comprises 0E0 of the entire data-set.

### :: 2.1147 Representative SLDs for gTLD: {.tjmaxx}

In this section, we collect representative SLDs related to gTLD: 'tjmaxx'. We found 0 unique SLDs after filtering. A total of 0 records were considered representative and they are 0.000% of the gTLD dump. Since the total number of records for this gTLD is 0, there are 0 non-representative records (NRep). In addition, this set comprises 0E0 of the entire data-set.

► {.tjmaxx}  
Total SLDs: 0  
a-sldDiv: 0.000%  
a-oR: 0.000%  
NRep: 0

### :: 2.1148 Representative SLDs for gTLD: {.tjx}

In this section, we collect representative SLDs related to gTLD: 'tjx'. We found 0 unique SLDs after filtering. A total of 0 records were considered representative and they are 0.000% of the gTLD dump. Since the total number of records for this gTLD is 0, there are 0 non-representative records (NRep). In addition, this set comprises 0E0 of the entire data-set.

► {.tjx}  
Total SLDs: 0  
a-sldDiv: 0.000%  
a-oR: 0.000%  
NRep: 0

### :: 2.1149 Representative SLDs for gTLD: {.tkmaxx}

In this section, we collect representative SLDs related to gTLD: 'tkmaxx'. We found 0 unique SLDs after filtering. A total of 0 records were considered representative and they are 0.000% of the gTLD dump. Since the total number of records for this gTLD is 0, there are 0 non-representative records (NRep). In addition, this set comprises 0E0 of the entire data-set.

► {.tkmaxx}  
Total SLDs: 0  
a-sldDiv: 0.000%  
a-oR: 0.000%  
NRep: 0

### :: 2.1150 Representative SLDs for gTLD: {.tmall}

In this section, we collect representative SLDs related to gTLD: 'tmall'. We found 0 unique SLDs after filtering. A total of 0 records were considered representative and they are 0.000% of the gTLD dump. Since the total number of records for this gTLD is 0, there are 0 non-representative records (NRep). In addition, this set comprises 0E0 of the entire data-set.

► {.tmall}  
Total SLDs: 0  
a-sldDiv: 0.000%  
a-oR: 0.000%  
NRep: 0



:: 2.1151 Representative SLDs for gTLD: {today}

In this section, we collect representative SLDs related to gTLD: 'today'. We found 6 unique SLDs after filtering. A total of 15331 records were considered representative and they are 58.030% of the gTLD dump. Since the total number of records for this gTLD is 15331, there are 0 non-representative records (NRep). In addition, this set comprises 6.28E−6 of the entire data-set. Table 2.837 shows the corresponding SLDs ordered by the level of importance. Figure 2.1673 shows the record count (PPM) for each representative SLD. Figure 2.1674 shows the binned scatter-plot of srcDiv and sldDiv.

► {today}  
 Total SLDs: 6  
 a-sldDiv: 58.030%  
 a-oR: 0.001%  
 NRep: 0

Individual SLD descriptors for gTLD: {today}										
SLD	count	sldDiv	$\phi$ -sldDiv	ipcount	srcDiv	$\phi$ -srcDiv	oR	a-srcDiv	a-oR	rem
INCATB	0.004	0.155	1.000	9.08E−4	0.222	0.051	1.68E−6	0.155	1.68E−6	11232
INCATF	0.004	0.146	1.000	3.78E−4	0.098	0.016	1.58E−6	0.301	3.26E−6	7388
INVALID	0.002	0.078	1.000	3.22E−4	0.156	0.032	8.48E−7	0.379	4.1E−6	5318
RANDOM13	0.002	0.076	1.000	3.51E−4	0.174	0.038	8.28E−7	0.455	4.93E−6	3298
INCATC	0.002	0.064	1.000	8.34E−4	0.491	0.130	6.97E−7	0.520	5.63E−6	1598
kigali	0.002	0.060	1.000	1.29E−4	0.081	0.012	6.55E−7	0.580	6.28E−6	0

Table 2.837: Top 6 most significant SLDs for gTLD 'today'. The SLD list holds 58.030% of the entries found in the gTLD and 6.28E−6 of the total number of entries for the entire experiment. **count** represents the number of records found for the SLD (in parts per million). **sldDiv** is the raw count divided by the number of records of this gTLD dump file. **oR** is the ratio of raw count to the total number of records of the experiment.  **$\phi$ -sldDiv** represents the  $\phi$  percentile of sldDiv on the entire data-set. **a-srcDiv** is the cumulative srcDiv variable. **a-oR** is the cumulative oR.

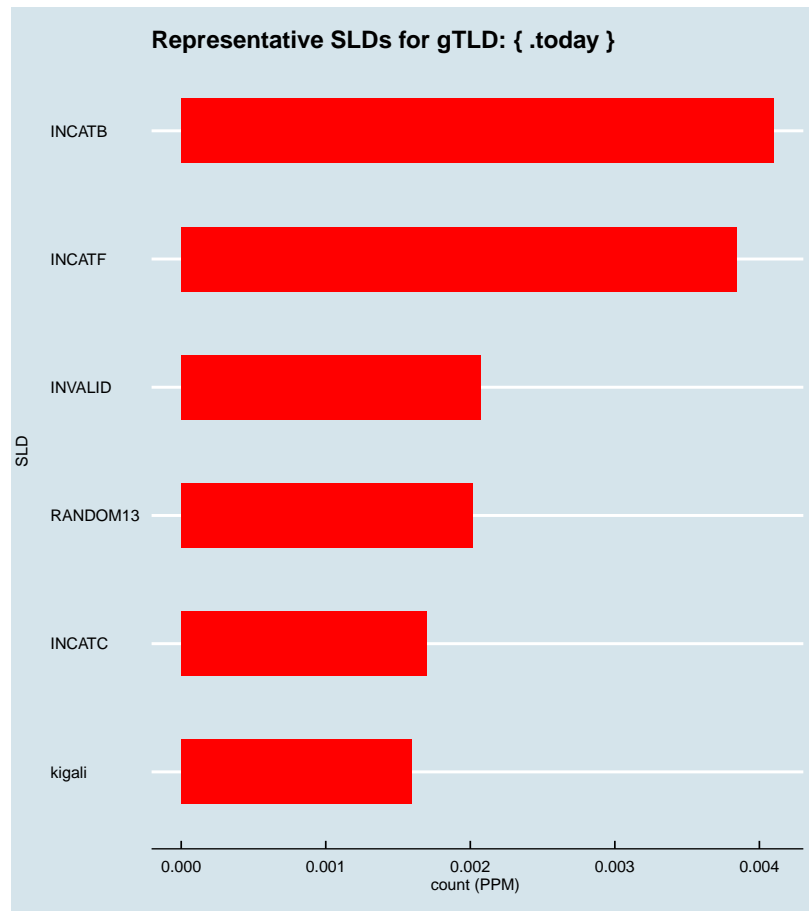


Figure 2.1673: Representative SLDs for gTLD: { .today}. The  $x$  axis displays number of times (in parts per million) the corresponding SLD ( $y$  axis) was found in the gTLD.

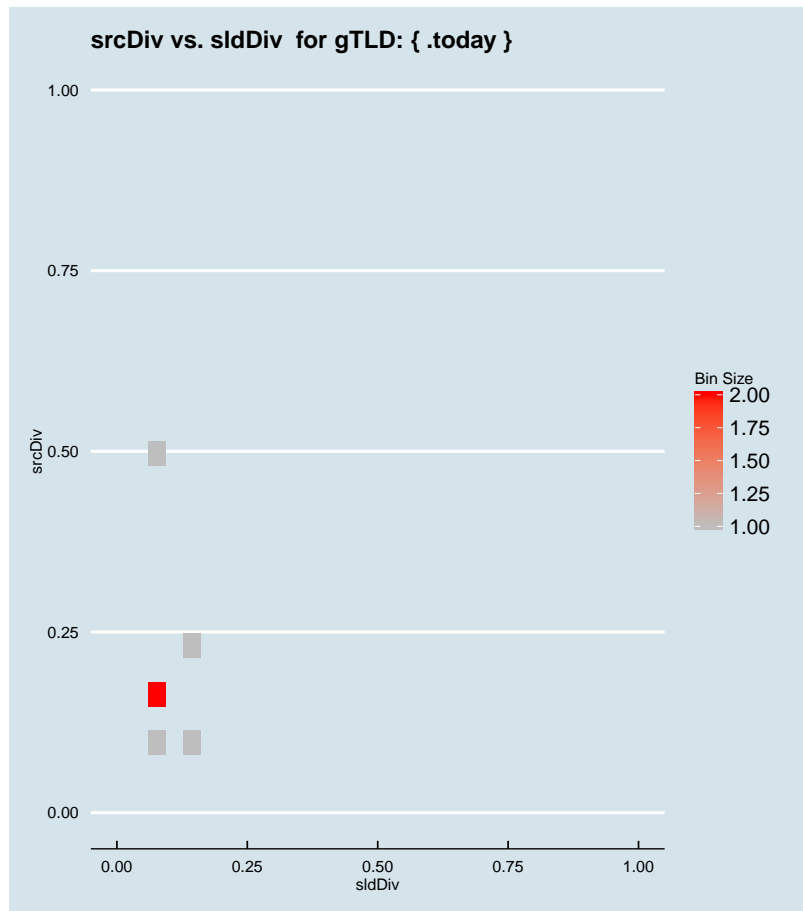


Figure 2.1674: Binned scatter-plot of srcDiv and sldDiv for gTLD: { .today}.

### :: 2.1152 Representative SLDs for gTLD: { .tokyo}

In this section, we collect representative SLDs related to gTLD: 'tokyo'. We found 13 unique SLDs after filtering. A total of 53755 records were considered representative and they are 36.983% of the gTLD dump. Since the total number of records for this gTLD is 53755, there are 0 non-representative records (NRep). In addition, this set comprises 2.2E-5 of the entire data-set. Table 2.838 shows the corresponding SLDs ordered by the level of importance. Figure 2.1675 shows the record count (PPM) for each representative SLD. Figure 2.1676 shows the binned scatter-plot of srcDiv and sldDiv.

► { .tokyo}  
 Total SLDs: 13  
 a-sldDiv: 36.983%  
 a-oR: 0.002%  
 NRep: 0

Individual SLD descriptors for gTLD: {tokyo}										
SLD	count	sldDiv	$\phi$ -sldDiv	ipcount	srcDiv	$\phi$ -srcDiv	oR	a-srcDiv	a-oR	rem
INVALID	0.012	0.085	1.000	5.02E-4	0.041	0.004	5.06E-6	0.085	5.06E-6	41401
INCATF	0.012	0.083	1.000	5.37E-4	0.044	0.005	4.96E-6	0.168	1E-5	29301
RANDOM10	0.006	0.043	1.000	4.02E-4	0.065	0.009	2.55E-6	0.211	1.26E-5	23071
sysystem	0.005	0.031	1.000	5.2E-5	0.011	6.15E-4	1.86E-6	0.242	1.44E-5	18522
RANDOM13	0.003	0.020	0.999	4.96E-4	0.167	0.034	1.22E-6	0.263	1.57E-5	15545
tocho	0.002	0.017	0.999	2.34E-4	0.094	0.016	1.02E-6	0.280	1.67E-5	13066
INCATC	0.002	0.016	0.999	3.07E-4	0.135	0.026	9.3E-7	0.296	1.76E-5	10797
INCATB	0.002	0.015	0.999	4.28E-4	0.194	0.043	9.06E-7	0.311	1.85E-5	8587
INCATD	0.002	0.015	0.999	1.59E-4	0.073	0.011	8.88E-7	0.326	1.94E-5	6420
SHORTSLD	0.002	0.013	0.999	1.92E-4	0.099	0.016	7.93E-7	0.339	2.02E-5	4486
japan	0.002	0.011	0.999	8.8E-5	0.055	0.007	6.51E-7	0.350	2.08E-5	2898
wpad	0.002	0.011	0.999	3.29E-4	0.214	0.050	6.31E-7	0.360	2.15E-5	1359
isatap	0.001	0.009	0.999	3.78E-4	0.278	0.070	5.57E-7	0.370	2.2E-5	0

Table 2.838: Top 13 most significant SLDs for gTLD 'tokyo'. The SLD list holds 36.983% of the entries found in the gTLD and 2.2E-5 of the total number of entries for the entire experiment. **count** represents the number of records found for the SLD (in parts per million). **sldDiv** is the raw count divided by the number of records of this gTLD dump file. **oR** is the ratio of raw count to the total number of records of the experiment.  **$\phi$ -sldDiv** represents the  $\phi$  percentile of sldDiv on the entire data-set. **a-srcDiv** is the cumulative srcDiv variable. **a-oR** is the cumulative oR.

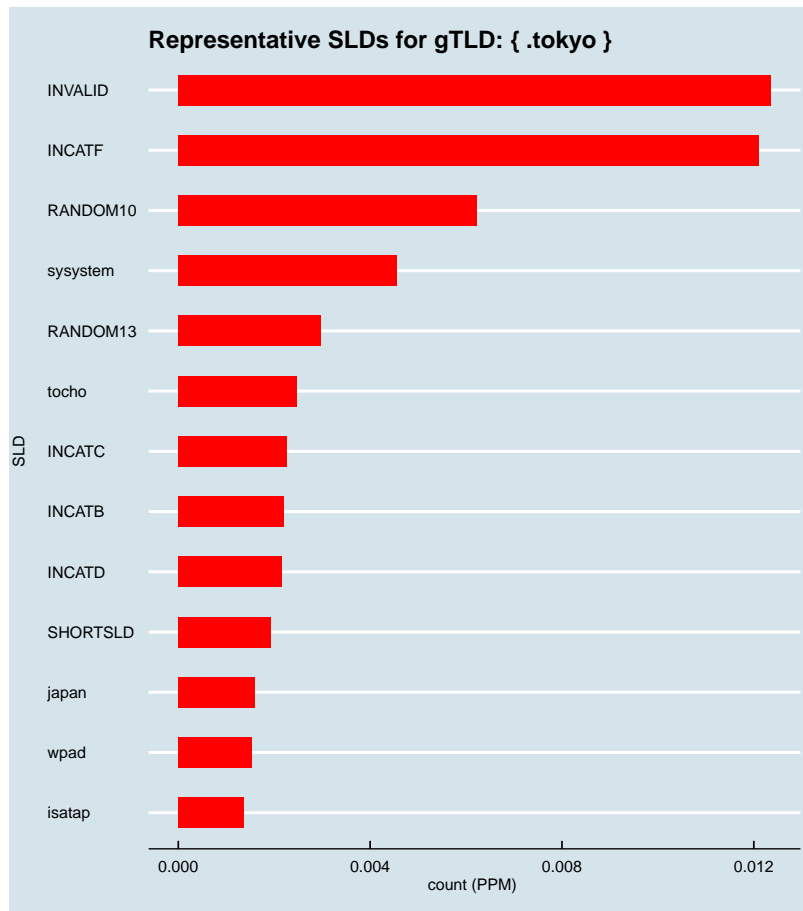


Figure 2.1675: Representative SLDs for gTLD: { .tokyo}. The *x* axis displays number of times (in parts per million) the corresponding SLD (*y* axis) was found in the gTLD.

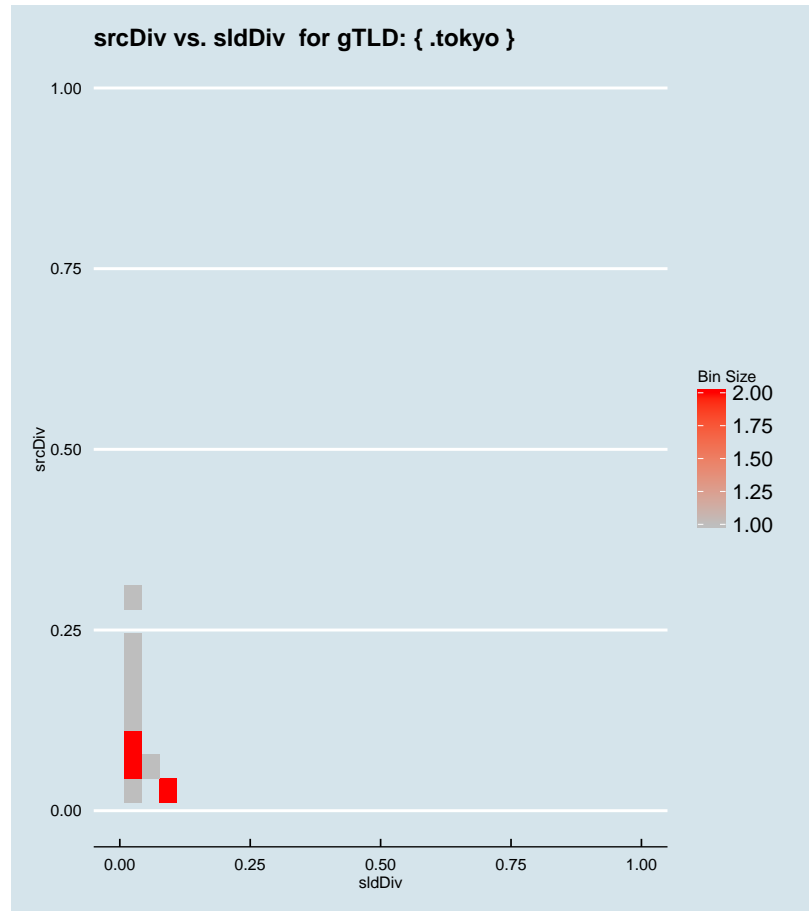


Figure 2.1676: Binned scatter-plot of srcDiv and sldDiv for gTLD: { .tokyo }.

### :: 2.1153 Representative SLDs for gTLD: { .tools }

In this section, we collect representative SLDs related to gTLD: 'tools'. We found 6 unique SLDs after filtering. A total of 11813 records were considered representative and they are 42.404% of the gTLD dump. Since the total number of records for this gTLD is 11813, there are 0 non-representative records (NRep). In addition, this set comprises  $4.84E-6$  of the entire data-set. Table 2.839 shows the corresponding SLDs ordered by the level of importance. Figure 2.1677 shows the record count (PPM) for each representative SLD. Figure 2.1678 shows the binned scatter-plot of srcDiv and sldDiv.

► { .tools }  
Total SLDs: 6  
a-sldDiv: 42.404%  
a-oR: 0.000%  
NRep: 0

Individual SLD descriptors for gTLD: {tools}										
SLD	count	sldDiv	$\phi$ -sldDiv	ipcount	srcDiv	$\phi$ -srcDiv	oR	a-srcDiv	a-oR	rem
INVALID	0.003	0.093	1.000	1.12E-4	0.043	0.005	1.06E-6	0.093	1.06E-6	9217
avaxhome	0.003	0.092	1.000	0.001	0.564	0.186	1.05E-6	0.185	2.12E-6	6649
RANDOM13	0.002	0.069	1.000	5.52E-4	0.285	0.071	7.93E-7	0.255	2.91E-6	4713
INCATC	0.002	0.064	1.000	5.17E-4	0.289	0.074	7.34E-7	0.319	3.64E-6	2922
INCATB	0.002	0.061	1.000	7.63E-4	0.448	0.124	6.98E-7	0.380	4.34E-6	1218
hautetalk	0.001	0.044	1.000	7.71E-4	0.633	0.205	4.99E-7	0.424	4.84E-6	0

Table 2.839: Top 6 most significant SLDs for gTLD 'tools'. The SLD list holds 42.404% of the entries found in the gTLD and 4.84E-6 of the total number of entries for the entire experiment. **count** represents the number of records found for the SLD (in parts per million). **sldDiv** is the raw count divided by the number of records of this gTLD dump file. **oR** is the ratio of raw count to the total number of records of the experiment.  $\phi$ -**sldDiv** represents the  $\phi$  percentile of sldDiv on the entire data-set. **a-srcDiv** is the cumulative srcDiv variable. **a-oR** is the cumulative oR.



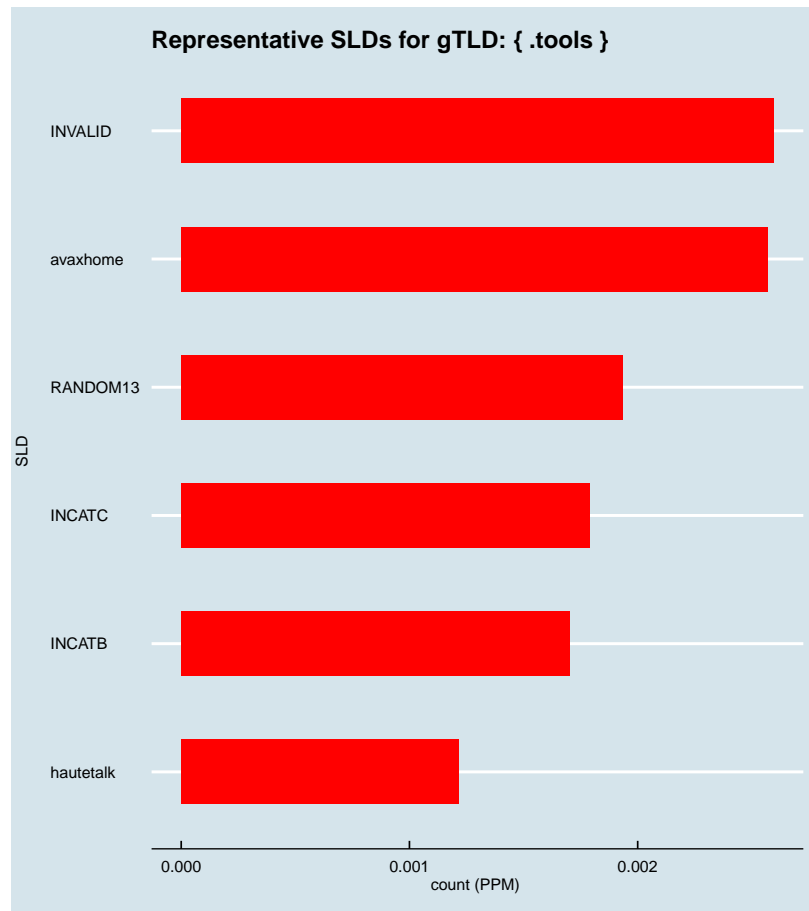


Figure 2.1677: Representative SLDs for gTLD: { .tools}. The  $x$  axis displays number of times (in parts per million) the corresponding SLD ( $y$  axis) was found in the gTLD.

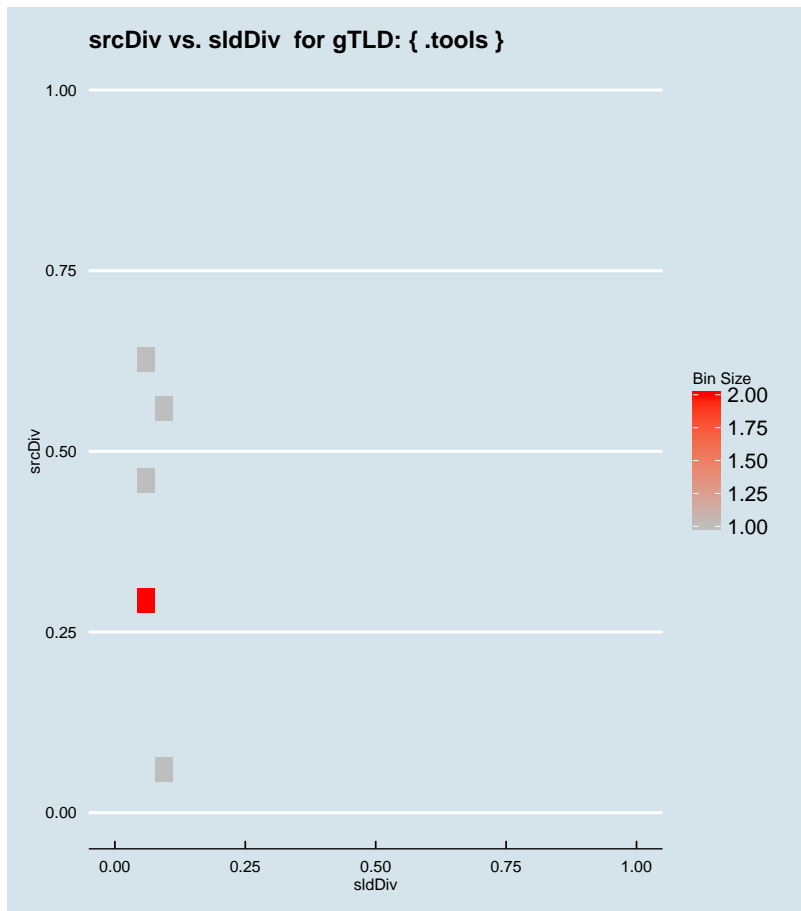


Figure 2.1678: Binned scatter-plot of srcDiv and sldDiv for gTLD: { .tools }.

### :: 2.1154 Representative SLDs for gTLD: { .top }

In this section, we collect representative SLDs related to gTLD: 'top'. We found 24 unique SLDs after filtering. A total of 861007 records were considered representative and they are 95.113% of the gTLD dump. Since the total number of records for this gTLD is 861007, there are 0 non-representative records (NRep). In addition, this set comprises  $3.53E-4$  of the entire data-set. Table 2.840 shows the corresponding SLDs ordered by the level of importance. Figure 2.1679 shows the record count (PPM) for each representative SLD. Figure 2.1680 shows the binned scatter-plot of srcDiv and sldDiv.

► { .top }  
 Total SLDs: 24  
 a-sldDiv: 95.113%  
 a-oR: 0.035%  
 NRep: 0

Individual SLD descriptors for gTLD: {top}										
SLD	count	sldDiv	$\phi$ -sldDiv	ipcount	srcDiv	$\phi$ -srcDiv	oR	a-srcDiv	a-oR	rem
INCATC	0.327	0.362	1.000	0.012	0.036	0.004	1.34E-4	0.362	1.34E-4	533603
INCATB	0.136	0.150	1.000	0.005	0.038	0.004	5.56E-5	0.511	1.9E-4	398017
INCATD	0.097	0.108	1.000	0.007	0.076	0.011	3.99E-5	0.619	2.3E-4	300637
INCATF	0.066	0.073	1.000	0.005	0.077	0.012	2.72E-5	0.692	2.57E-4	234228
khd	0.059	0.065	1.000	0.003	0.050	0.006	2.42E-5	0.758	2.81E-4	175226
dpa	0.033	0.036	1.000	0.002	0.052	0.006	1.34E-5	0.794	2.94E-4	142521
RANDOM13	0.026	0.029	0.999	0.001	0.052	0.006	1.09E-5	0.823	3.05E-4	116022
dayadimens...	0.020	0.022	0.999	1.72E-4	0.009	4.01E-4	8.24E-6	0.845	3.14E-4	95911
INVALID	0.020	0.022	0.999	0.002	0.091	0.015	8.01E-6	0.867	3.22E-4	76370
jeeves	0.016	0.018	0.999	9.08E-4	0.057	0.007	6.53E-6	0.884	3.28E-4	60444
SHORTSLD	0.013	0.014	0.999	0.002	0.156	0.032	5.15E-6	0.898	3.33E-4	47875
INCATE	0.010	0.011	0.999	0.005	0.554	0.184	4.02E-6	0.909	3.37E-4	38062
mgt	0.010	0.011	0.999	3.28E-4	0.034	0.003	3.95E-6	0.920	3.41E-4	28421
RANDOM10	0.007	0.007	0.999	0.001	0.221	0.051	2.67E-6	0.927	3.44E-4	21908
wpad	0.004	0.004	0.999	0.001	0.320	0.081	1.58E-6	0.931	3.45E-4	18052
isatap	0.004	0.004	0.999	0.001	0.373	0.102	1.52E-6	0.935	3.47E-4	14347
root	0.004	0.004	0.998	2.35E-4	0.067	0.009	1.45E-6	0.939	3.48E-4	10816
juggle	0.002	0.002	0.998	1.59E-4	0.074	0.011	8.75E-7	0.942	3.49E-4	8680
maxoffset	0.002	0.002	0.998	0.001	0.661	0.208	6.99E-7	0.943	3.5E-4	6975
gwag	0.002	0.002	0.998	3.07E-4	0.188	0.042	6.71E-7	0.945	3.51E-4	5338
local	0.002	0.002	0.997	1.76E-4	0.116	0.021	6.19E-7	0.947	3.51E-4	3827
dhcp	0.001	0.001	0.997	4.2E-5	0.031	0.003	5.48E-7	0.948	3.52E-4	2491
topease	0.001	0.001	0.997	9.3E-5	0.072	0.011	5.32E-7	0.950	3.52E-4	1193
dmz	0.001	0.001	0.997	2.8E-5	0.023	0.002	4.89E-7	0.951	3.53E-4	0

Table 2.840: Top 24 most significant SLDs for gTLD 'top'. The SLD list holds 95.113% of the entries found in the gTLD and 3.53E-4 of the total number of entries for the entire experiment. **count** represents the number of records found for the SLD (in parts per million). **sldDiv** is the raw count divided by the number of records of this gTLD dump file. **oR** is the ratio of raw count to the total number of records of the experiment.  **$\phi$ -sldDiv** represents the  $\phi$  percentile of sldDiv on the entire data-set. **a-srcDiv** is the cumulative srcDiv variable. **a-oR** is the cumulative oR.



Figure 2.1679: Representative SLDs for gTLD: { .top }. The x axis displays number of times (in parts per million) the corresponding SLD (y axis) was found in the gTLD.

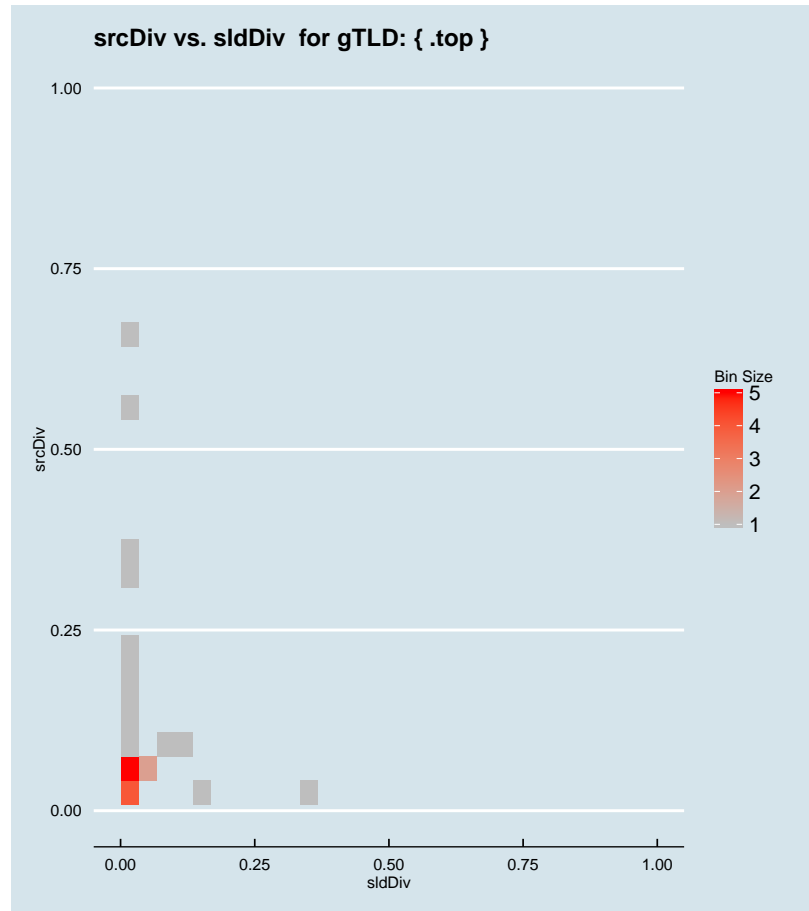


Figure 2.1680: Binned scatter-plot of srcDiv and sldDiv for gTLD: { .top }.

### :: 2.1155 Representative SLDs for gTLD: { .toray }

In this section, we collect representative SLDs related to gTLD: 'toray'. We found 2 unique SLDs after filtering. A total of 5943 records were considered representative and they are 55.413% of the gTLD dump. Since the total number of records for this gTLD is 5943, there are 0 non-representative records (NRep). In addition, this set comprises  $2.44E-6$  of the entire data-set. Table 2.841 shows the corresponding SLDs ordered by the level of importance. Figure 2.1681 shows the record count (PPM) for each representative SLD. Figure 2.1682 shows the binned scatter-plot of srcDiv and sldDiv.

► { .toray }  
Total SLDs: 2  
a-sldDiv: 55.413%  
a-oR: 0.000%  
NRep: 0

Individual SLD descriptors for gTLD: {toray}										
SLD	count	sldDiv	$\phi$ -sldDiv	ipcount	srcDiv	$\phi$ -srcDiv	oR	a-srcDiv	a-oR	rem
INCATF	0.004	0.397	1.000	0.001	0.263	0.067	1.75E-6	0.397	1.75E-6	1684
RANDOM10	0.002	0.157	1.000	4.51E-4	0.268	0.068	6.9E-7	0.554	2.44E-6	0

Table 2.841: Top 2 most significant SLDs for gTLD 'toray'. The SLD list holds 55.413% of the entries found in the gTLD and 2.44E-6 of the total number of entries for the entire experiment. **count** represents the number of records found for the SLD (in parts per million). **sldDiv** is the raw count divided by the number of records of this gTLD dump file. **oR** is the ratio of raw count to the total number of records of the experiment.  $\phi$ -**sldDiv** represents the  $\phi$  percentile of sldDiv on the entire data-set. **a-srcDiv** is the cumulative srcDiv variable. **a-oR** is the cumulative oR.

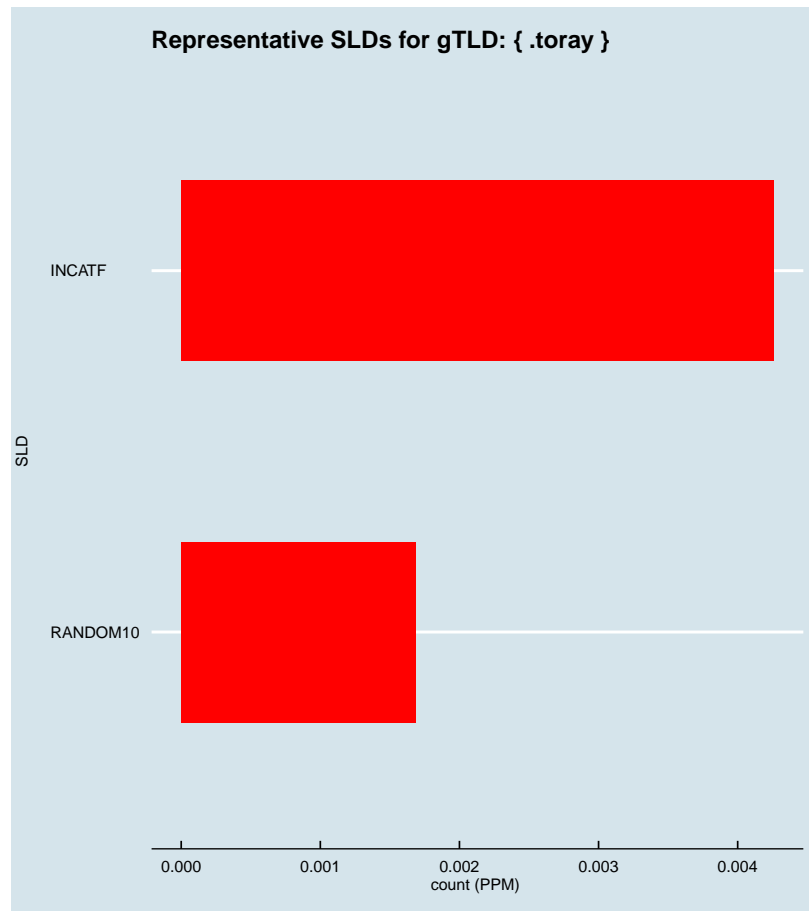


Figure 2.1681: Representative SLDs for gTLD: { .toray }. The  $x$  axis displays number of times (in parts per million) the corresponding SLD ( $y$  axis) was found in the gTLD.

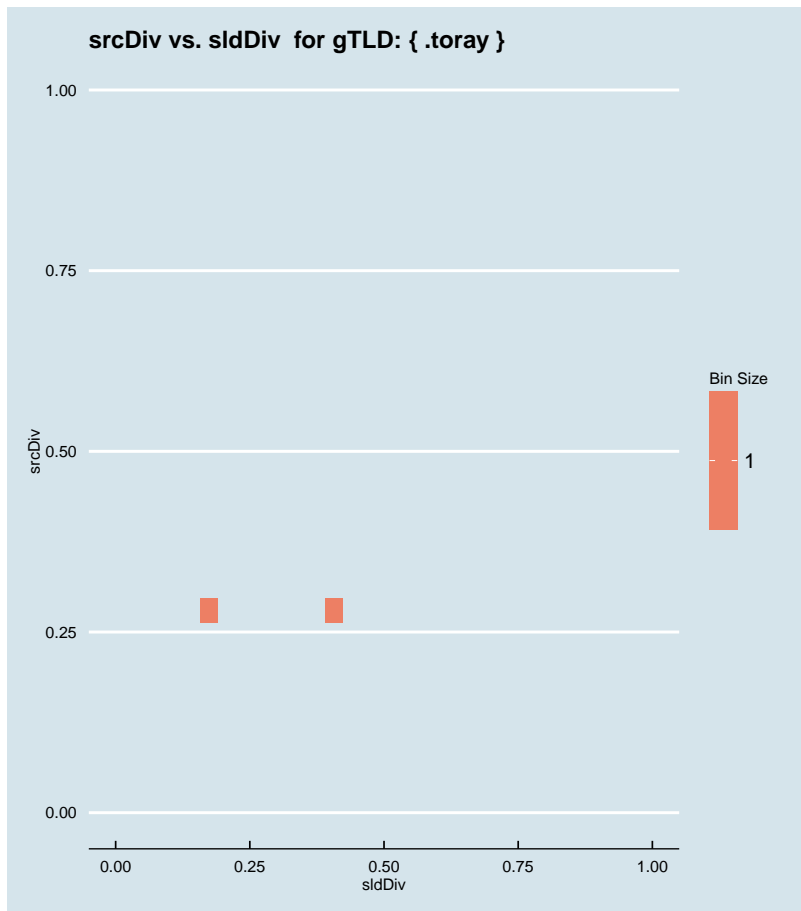


Figure 2.1682: Binned scatter-plot of srcDiv and sldDiv for gTLD: {toray}.

### :: 2.1156 Representative SLDs for gTLD: {toshiba}

In this section, we collect representative SLDs related to gTLD: 'toshiba'. We found 11 unique SLDs after filtering. A total of 152563 records were considered representative and they are 75.091% of the gTLD dump. Since the total number of records for this gTLD is 152563, there are 0 non-representative records (NRep). In addition, this set comprises  $6.25E-5$  of the entire data-set. Table 2.842 shows the corresponding SLDs ordered by the level of importance. Figure 2.1683 shows the record count (PPM) for each representative SLD. Figure 2.1684 shows the binned scatter-plot of srcDiv and sldDiv.

► {toshiba}  
 Total SLDs: 11  
 a-sldDiv: 75.091%  
 a-oR: 0.006%  
 NRep: 0



Individual SLD descriptors for gTLD: {.toshiba}										
SLD	count	sldDiv	$\phi$ -sldDiv	ipcount	srcDiv	$\phi$ -srcDiv	oR	a-srcDiv	a-oR	rem
RANDOM10	0.044	0.217	1.000	0.004	0.094	0.016	1.81E-5	0.217	1.81E-5	108435
INCATC	0.029	0.142	1.000	0.004	0.124	0.023	1.18E-5	0.359	2.99E-5	79658
wpad	0.027	0.132	1.000	0.005	0.196	0.043	1.1E-5	0.491	4.09E-5	52848
isatap	0.018	0.090	1.000	0.004	0.232	0.055	7.45E-6	0.580	4.83E-5	34661
INCATB	0.010	0.051	1.000	0.001	0.131	0.025	4.23E-6	0.631	5.25E-5	24346
RANDOM13	0.010	0.050	1.000	9.1E-4	0.090	0.014	4.15E-6	0.681	5.67E-5	14216
INVALID	0.006	0.030	1.000	0.001	0.223	0.053	2.48E-6	0.711	5.92E-5	8161
INCATF	0.003	0.014	0.999	5.3E-4	0.193	0.042	1.13E-6	0.724	6.03E-5	5412
mahaba	0.002	0.010	0.999	6E-6	0.003	8.89E-5	8.59E-7	0.735	6.12E-5	3316
owner-pc	0.002	0.008	0.999	1.18E-4	0.070	0.010	6.91E-7	0.743	6.19E-5	1630
SHORTSLD	0.002	0.008	0.999	6.22E-4	0.382	0.105	6.68E-7	0.751	6.25E-5	0

Table 2.842: Top 11 most significant SLDs for gTLD 'toshiba'. The SLD list holds 75.091% of the entries found in the gTLD and 6.25E-5 of the total number of entries for the entire experiment. **count** represents the number of records found for the SLD (in parts per million). **sldDiv** is the raw count divided by the number of records of this gTLD dump file. **oR** is the ratio of raw count to the total number of records of the experiment.  $\phi$ -**sldDiv** represents the  $\phi$  percentile of sldDiv on the entire data-set. **a-srcDiv** is the cumulative srcDiv variable. **a-oR** is the cumulative oR.

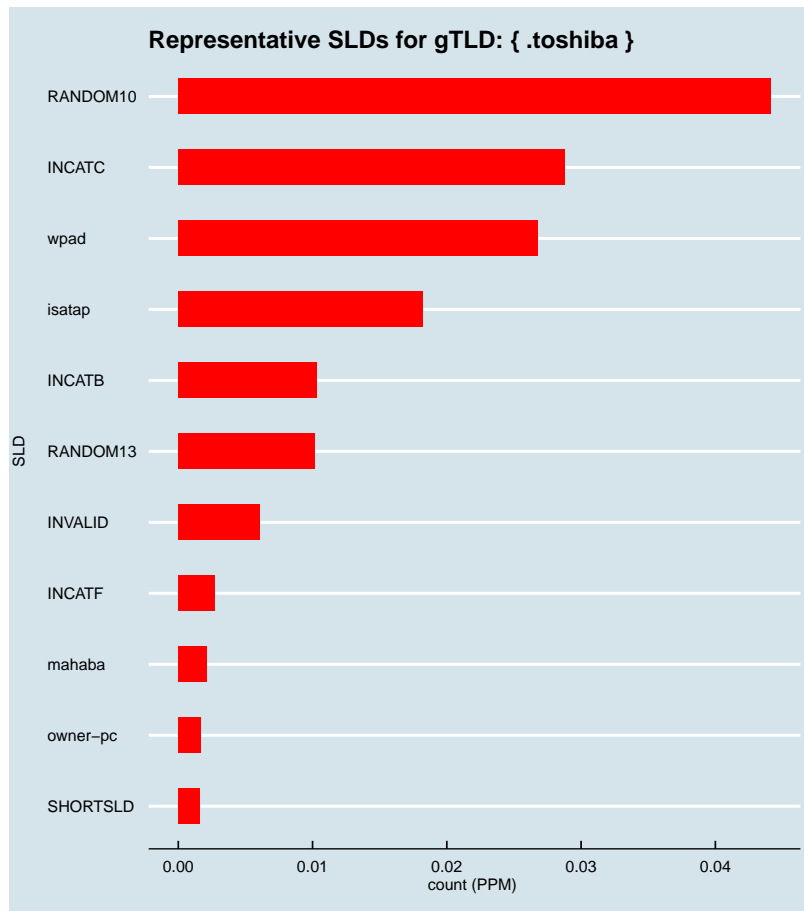


Figure 2.1683: Representative SLDs for gTLD: { .toshiba}. The *x* axis displays number of times (in parts per million) the corresponding SLD (*y* axis) was found in the gTLD.

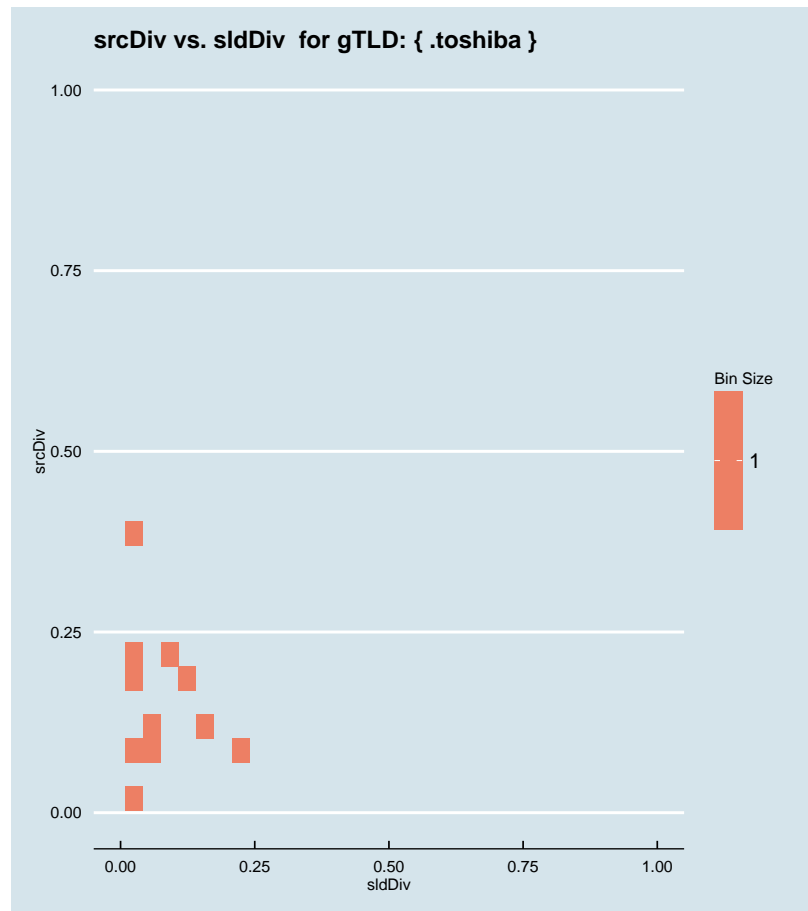


Figure 2.1684: Binned scatter-plot of srcDiv and sldDiv for gTLD: {.toshiba}.

### ∴ 2.1157 Representative SLDs for gTLD: {.total}

In this section, we collect representative SLDs related to gTLD: 'total'. We found 8 unique SLDs after filtering. A total of 32455 records were considered representative and they are 72.283% of the gTLD dump. Since the total number of records for this gTLD is 32455, there are 0 non-representative records (NRep). In addition, this set comprises  $1.33E-5$  of the entire data-set. Table 2.843 shows the corresponding SLDs ordered by the level of importance. Figure 2.1685 shows the record count (PPM) for each representative SLD. Figure 2.1686 shows the binned scatter-plot of srcDiv and sldDiv.

► {.total}  
Total SLDs: 8  
a-sldDiv: 72.283%  
a-oR: 0.001%  
NRep: 0

Individual SLD descriptors for gTLD: {total}										
SLD	count	sldDiv	$\phi$ -sldDiv	ipcount	srcDiv	$\phi$ -srcDiv	oR	a-srcDiv	a-oR	rem
INCATF	0.007	0.167	1.000	2.88E-4	0.039	0.004	3.07E-6	0.167	3.07E-6	24975
INVALID	0.007	0.158	1.000	8.47E-4	0.120	0.022	2.9E-6	0.324	5.97E-6	17893
INCATC	0.006	0.137	1.000	0.001	0.213	0.050	2.51E-6	0.461	8.48E-6	11757
RANDOM13	0.004	0.083	1.000	4.13E-4	0.111	0.020	1.52E-6	0.544	1E-5	8040
RANDOM10	0.002	0.050	1.000	3.42E-4	0.153	0.031	9.18E-7	0.594	1.09E-5	5801
INCATB	0.002	0.048	1.000	0.001	0.499	0.130	8.92E-7	0.642	1.18E-5	3624
perfo	0.002	0.041	1.000	7E-6	0.004	1.31E-4	7.49E-7	0.683	1.26E-5	1796
INCATE	0.002	0.040	1.000	0.001	0.768	0.262	7.36E-7	0.723	1.33E-5	0

Table 2.843: Top 8 most significant SLDs for gTLD 'total'. The SLD list holds 72.283% of the entries found in the gTLD and 1.33E-5 of the total number of entries for the entire experiment. **count** represents the number of records found for the SLD (in parts per million). **sldDiv** is the raw count divided by the number of records of this gTLD dump file. **oR** is the ratio of raw count to the total number of records of the experiment.  **$\phi$ -sldDiv** represents the  $\phi$  percentile of sldDiv on the entire data-set. **a-srcDiv** is the cumulative srcDiv variable. **a-oR** is the cumulative oR.

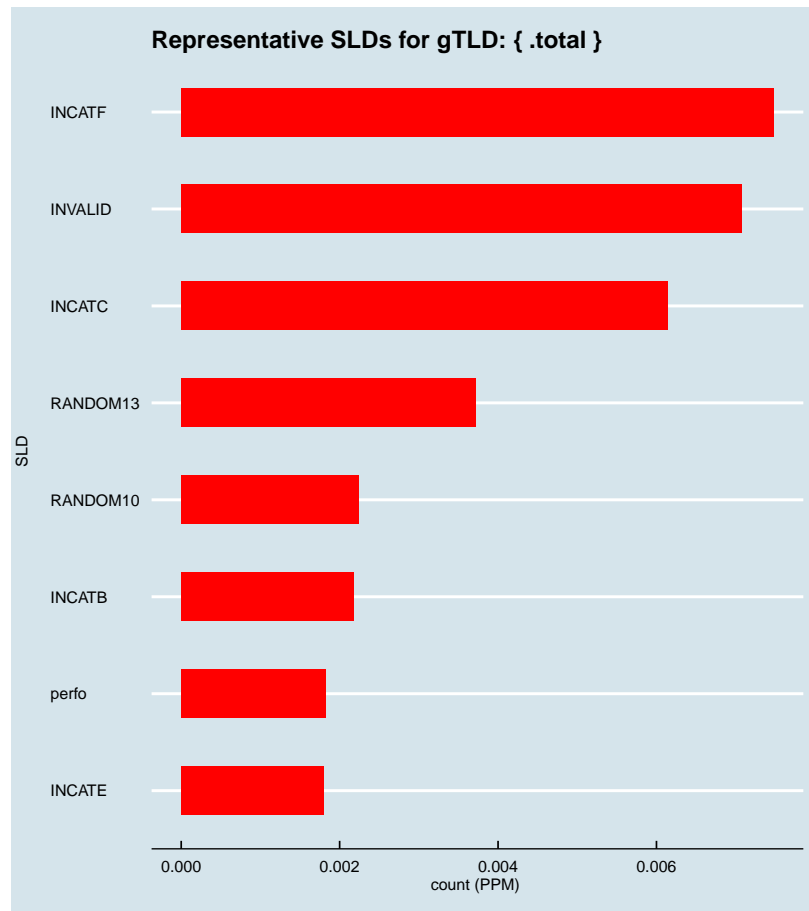


Figure 2.1685: Representative SLDs for gTLD: { .total}. The  $x$  axis displays number of times (in parts per million) the corresponding SLD ( $y$  axis) was found in the gTLD.

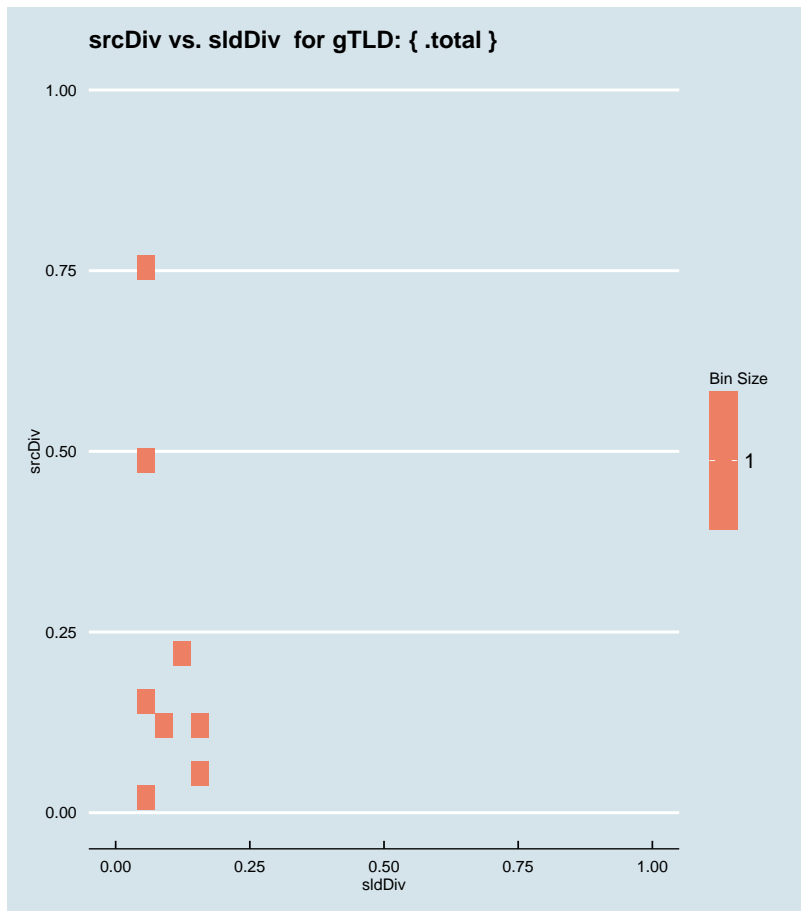


Figure 2.1686: Binned scatter-plot of srcDiv and sldDiv for gTLD: { .total }.

### :: 2.1158 Representative SLDs for gTLD: { .tour }

In this section, we collect representative SLDs related to gTLD: 'tour'. We found 6 unique SLDs after filtering. A total of 14005 records were considered representative and they are 49.610% of the gTLD dump. Since the total number of records for this gTLD is 14005, there are 0 non-representative records (NRep). In addition, this set comprises  $5.74E-6$  of the entire data-set. Table 2.844 shows the corresponding SLDs ordered by the level of importance. Figure 2.1687 shows the record count (PPM) for each representative SLD. Figure 2.1688 shows the binned scatter-plot of srcDiv and sldDiv.

```
► { .tour }
Total SLDs: 6
a-sldDiv: 49.610%
a-oR: 0.001%
NRep: 0
```

Individual SLD descriptors for gTLD: {tour}										
SLD	count	sldDiv	$\phi$ -sldDiv	ipcount	srcDiv	$\phi$ -srcDiv	oR	a-srcDiv	a-oR	rem
INCATB	0.003	0.110	1.000	4.83E-4	0.156	0.032	1.27E-6	0.110	1.27E-6	10911
INCATF	0.003	0.101	1.000	2.73E-4	0.095	0.016	1.17E-6	0.211	2.44E-6	8050
perfect	0.003	0.093	1.000	3.96E-4	0.150	0.031	1.08E-6	0.304	3.52E-6	5414
RANDOM13	0.003	0.091	1.000	3.77E-4	0.146	0.030	1.06E-6	0.396	4.58E-6	2839
INCATC	0.002	0.055	1.000	4.38E-4	0.283	0.071	6.34E-7	0.450	5.21E-6	1293
RANDOM10	0.001	0.046	1.000	3.26E-4	0.252	0.065	5.3E-7	0.496	5.74E-6	0

Table 2.844: Top 6 most significant SLDs for gTLD 'tour'. The SLD list holds 49.610% of the entries found in the gTLD and 5.74E-6 of the total number of entries for the entire experiment. **count** represents the number of records found for the SLD (in parts per million). **sldDiv** is the raw count divided by the number of records of this gTLD dump file. **oR** is the ratio of raw count to the total number of records of the experiment.  $\phi$ -**sldDiv** represents the  $\phi$  percentile of sldDiv on the entire data-set. **a-srcDiv** is the cumulative srcDiv variable. **a-oR** is the cumulative oR.

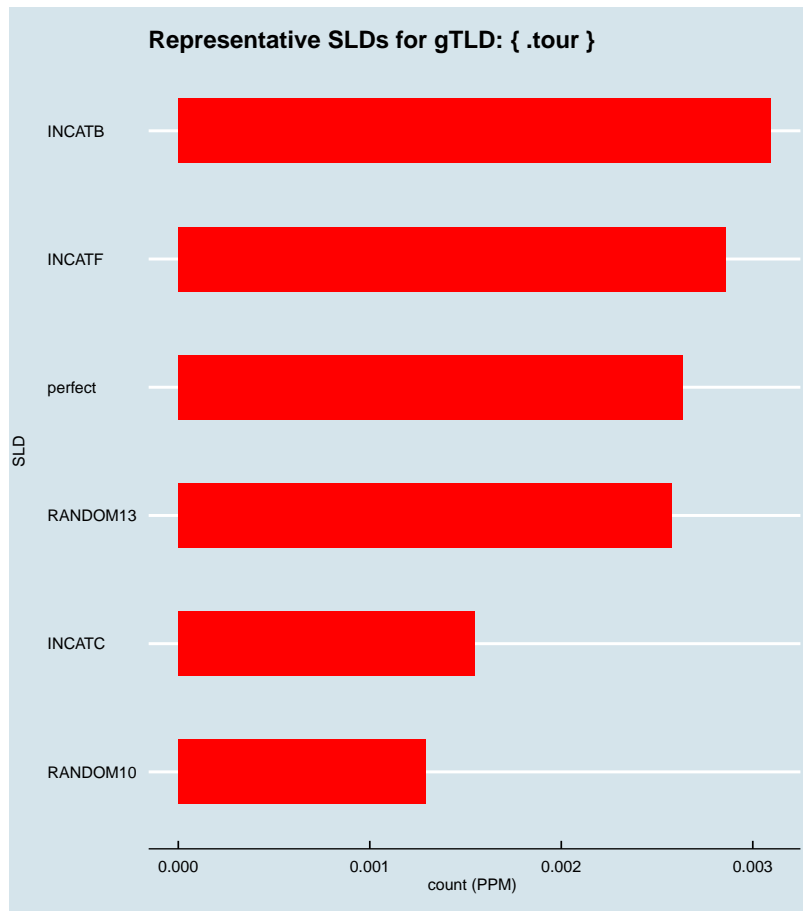


Figure 2.1687: Representative SLDs for gTLD: { .tour}. The x axis displays number of times (in parts per million) the corresponding SLD (y axis) was found in the gTLD.



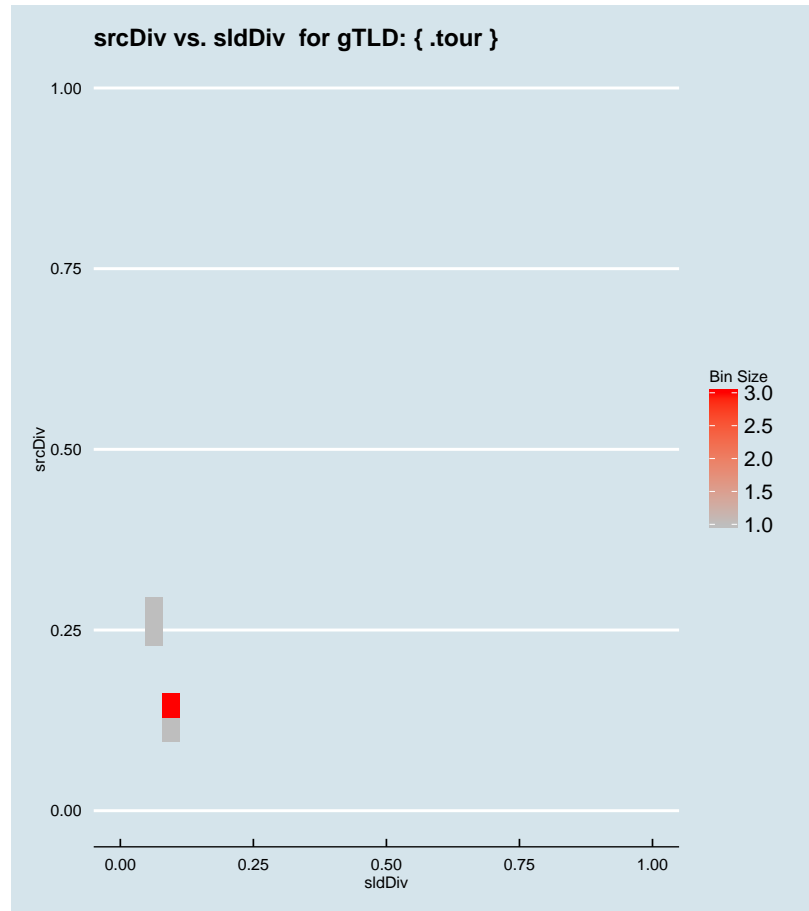


Figure 2.1688: Binned scatter-plot of srcDiv and sldDiv for gTLD: { .tour }.

## :: 2.1159 Representative SLDs for gTLD: { .tours }

In this section, we collect representative SLDs related to gTLD: 'tours'. We found 5 unique SLDs after filtering. A total of 16500 records were considered representative and they are 68.145% of the gTLD dump. Since the total number of records for this gTLD is 16500, there are 0 non-representative records (NRep). In addition, this set comprises 6.76E-6 of the entire data-set. Table 2.845 shows the corresponding SLDs ordered by the level of importance. Figure 2.1689 shows the record count (PPM) for each representative SLD. Figure 2.1690 shows the binned scatter-plot of srcDiv and sldDiv.

► { .tours }  
Total SLDs: 5  
a-sldDiv: 68.145%  
a-oR: 0.001%  
NRep: 0

Individual SLD descriptors for gTLD: {tours}										
SLD	count	sldDiv	$\phi$ -sldDiv	ipcount	srcDiv	$\phi$ -srcDiv	oR	a-srcDiv	a-oR	rem
RANDOM10	0.006	0.232	1.000	2.16E-4	0.038	0.004	2.3E-6	0.232	2.3E-6	10889
RANDOM13	0.004	0.185	1.000	2.37E-4	0.053	0.007	1.84E-6	0.417	4.14E-6	6406
INCATF	0.003	0.136	1.000	1.53E-4	0.046	0.005	1.35E-6	0.553	5.49E-6	3105
articque	0.002	0.070	1.000	2E-5	0.012	6.49E-4	6.95E-7	0.623	6.18E-6	1410
carreno	0.001	0.058	1.000	8E-6	0.006	2.23E-4	5.78E-7	0.681	6.76E-6	0

Table 2.845: Top 5 most significant SLDs for gTLD 'tours'. The SLD list holds 68.145% of the entries found in the gTLD and 6.76E-6 of the total number of entries for the entire experiment. **count** represents the number of records found for the SLD (in parts per million). **sldDiv** is the raw count divided by the number of records of this gTLD dump file. **oR** is the ratio of raw count to the total number of records of the experiment.  **$\phi$ -sldDiv** represents the  $\phi$  percentile of sldDiv on the entire data-set. **a-srcDiv** is the cumulative srcDiv variable. **a-oR** is the cumulative oR.

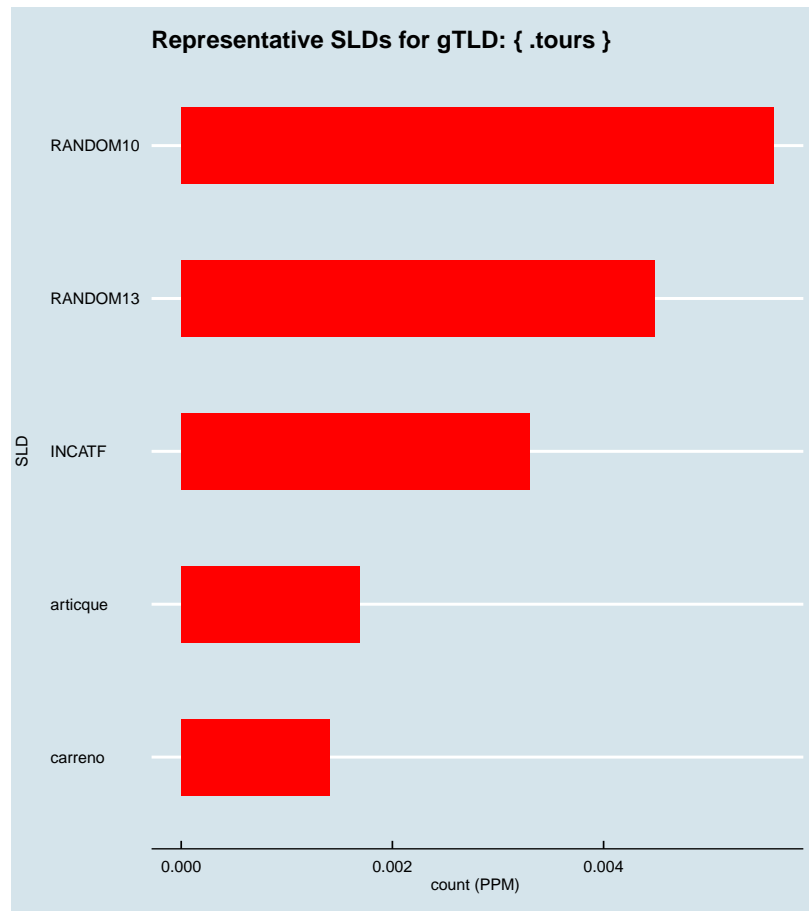


Figure 2.1689: Representative SLDs for gTLD: { .tours }. The x axis displays number of times (in parts per million) the corresponding SLD (y axis) was found in the gTLD.

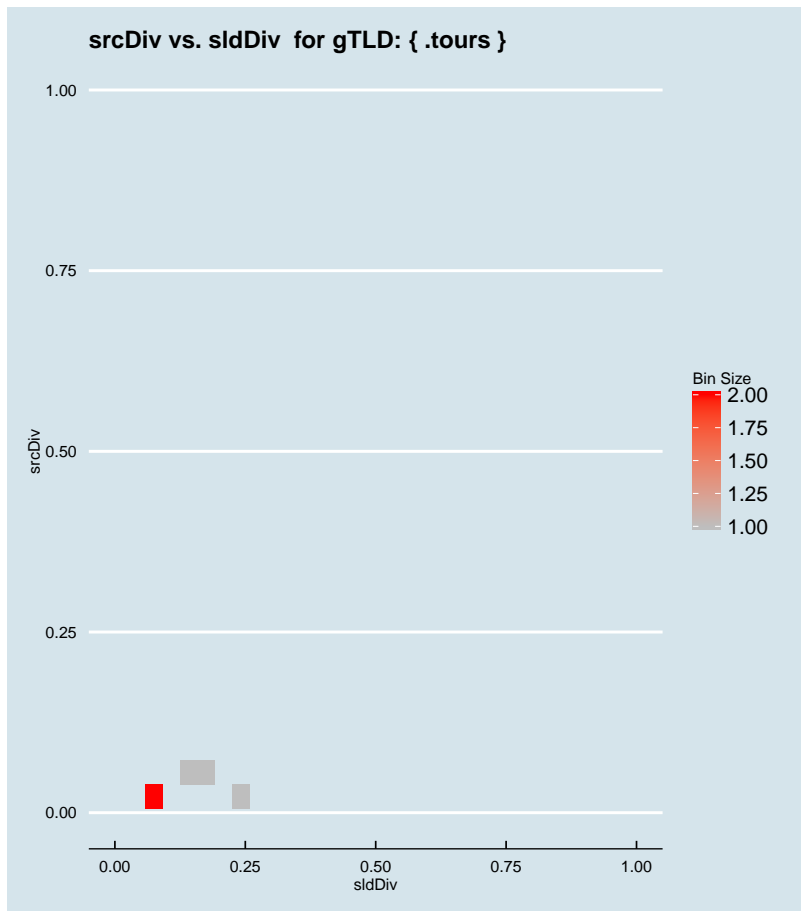


Figure 2.1690: Binned scatter-plot of srcDiv and sldDiv for gTLD: { .tours}.

### :: 2.1160 Representative SLDs for gTLD: { .town}

In this section, we collect representative SLDs related to gTLD: 'town'. We found 13 unique SLDs after filtering. A total of 140813 records were considered representative and they are 91.966% of the gTLD dump. Since the total number of records for this gTLD is 140813, there are 0 non-representative records (NRep). In addition, this set comprises 5.77E-5 of the entire data-set. Table 2.846 shows the corresponding SLDs ordered by the level of importance. Figure 2.1691 shows the record count (PPM) for each representative SLD. Figure 2.1692 shows the binned scatter-plot of srcDiv and sldDiv.

► { .town}  
 Total SLDs: 13  
 a-sldDiv: 91.966%  
 a-oR: 0.006%  
 NRep: 0

Individual SLD descriptors for gTLD: {town}										
SLD	count	sldDiv	$\phi$ -sldDiv	ipcount	srcDiv	$\phi$ -srcDiv	oR	a-srcDiv	a-oR	rem
INCATC	0.083	0.541	1.000	0.005	0.056	0.007	3.39E-5	0.541	3.39E-5	58024
mountain	0.015	0.100	1.000	7.3E-5	0.005	1.76E-4	6.27E-6	0.641	4.02E-5	42723
INCATD	0.010	0.063	1.000	9.68E-4	0.100	0.017	3.95E-6	0.704	4.41E-5	33086
INCATF	0.007	0.045	1.000	5.42E-4	0.080	0.012	2.79E-6	0.748	4.69E-5	26269
braintree	0.005	0.031	1.000	1.82E-4	0.039	0.004	1.93E-6	0.779	4.89E-5	21557
RANDOM10	0.004	0.025	0.999	2.91E-4	0.075	0.011	1.58E-6	0.804	5.05E-5	17695
culpeper	0.004	0.024	0.999	1.54E-4	0.043	0.005	1.48E-6	0.828	5.19E-5	14087
shanty	0.004	0.023	0.999	9.1E-4	0.257	0.066	1.45E-6	0.851	5.34E-5	10541
INVALID	0.003	0.022	0.999	3.15E-4	0.091	0.015	1.41E-6	0.873	5.48E-5	7097
RANDOM13	0.002	0.015	0.999	4.11E-4	0.180	0.039	9.36E-7	0.888	5.57E-5	4813
china	0.002	0.014	0.999	9.4E-5	0.043	0.005	8.93E-7	0.902	5.66E-5	2633
INCATB	0.001	0.009	0.999	3.41E-4	0.244	0.057	5.72E-7	0.912	5.72E-5	1238
cape	0.001	0.008	0.999	2.21E-4	0.179	0.039	5.07E-7	0.920	5.77E-5	0

Table 2.846: Top 13 most significant SLDs for gTLD 'town'. The SLD list holds 91.966% of the entries found in the gTLD and 5.77E-5 of the total number of entries for the entire experiment. **count** represents the number of records found for the SLD (in parts per million). **sldDiv** is the raw count divided by the number of records of this gTLD dump file. **oR** is the ratio of raw count to the total number of records of the experiment.  **$\phi$ -sldDiv** represents the  $\phi$  percentile of sldDiv on the entire data-set. **a-srcDiv** is the cumulative srcDiv variable. **a-oR** is the cumulative oR.

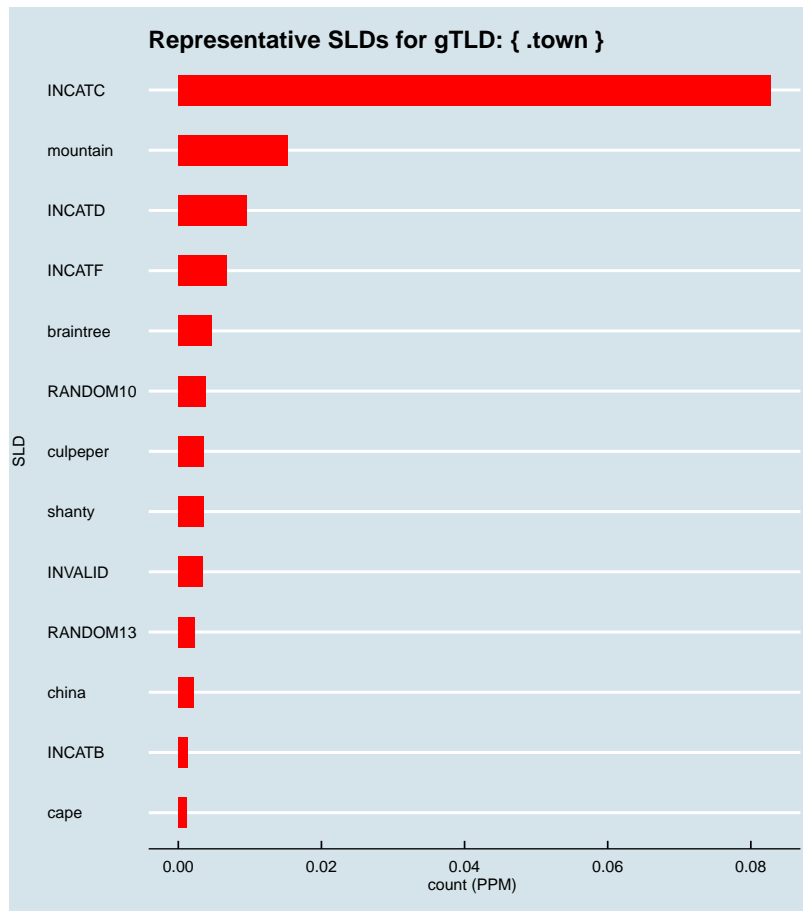


Figure 2.1691: Representative SLDs for gTLD: { .town }. The x axis displays number of times (in parts per million) the corresponding SLD (y axis) was found in the gTLD.

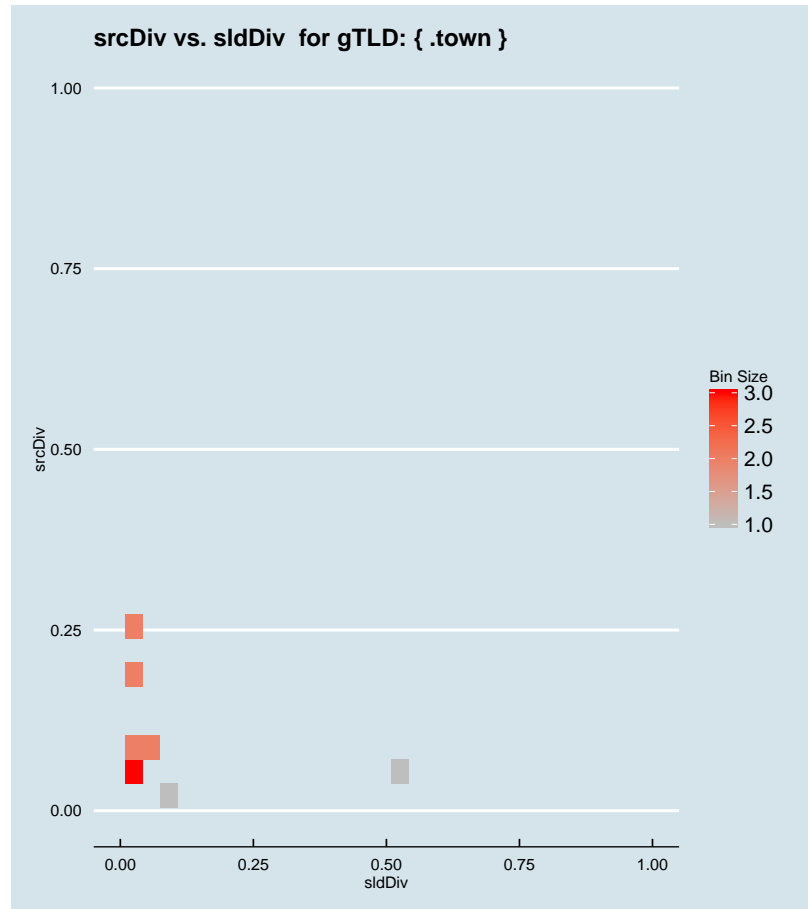


Figure 2.1692: Binned scatter-plot of srcDiv and sldDiv for gTLD: { .town }.

### :: 2.1161 Representative SLDs for gTLD: { .toyota }

In this section, we collect representative SLDs related to gTLD: 'toyota'. We found 11 unique SLDs after filtering. A total of 80769 records were considered representative and they are 80.306% of the gTLD dump. Since the total number of records for this gTLD is 80769, there are 0 non-representative records (NRep). In addition, this set comprises  $3.31E-5$  of the entire data-set. Table 2.847 shows the corresponding SLDs ordered by the level of importance. Figure 2.1693 shows the record count (PPM) for each representative SLD. Figure 2.1694 shows the binned scatter-plot of srcDiv and sldDiv.

► { .toyota }  
Total SLDs: 11  
a-sldDiv: 80.306%  
a-oR: 0.003%  
NRep: 0

Individual SLD descriptors for gTLD: {toyota}										
SLD	count	sldDiv	$\phi$ -sldDiv	ipcount	srcDiv	$\phi$ -srcDiv	oR	a-srcDiv	a-oR	rem
INCATB	0.024	0.242	1.000	8.36E-4	0.034	0.003	9.99E-6	0.242	9.99E-6	56399
kuruma	0.013	0.129	1.000	3E-4	0.023	0.002	5.33E-6	0.372	1.53E-5	43397
INCATF	0.012	0.120	1.000	9.17E-4	0.076	0.011	4.96E-6	0.492	2.03E-5	31286
RANDOM13	0.010	0.097	1.000	7.73E-4	0.079	0.012	3.99E-6	0.589	2.43E-5	21543
INVALID	0.008	0.078	1.000	8.94E-4	0.114	0.021	3.21E-6	0.667	2.75E-5	13711
INCATD	0.003	0.028	0.999	2.3E-4	0.082	0.013	1.15E-6	0.695	2.86E-5	10897
RANDOM10	0.003	0.026	0.999	3.15E-4	0.123	0.022	1.05E-6	0.720	2.97E-5	8328
INCATE	0.003	0.025	0.999	0.002	0.752	0.261	1.05E-6	0.746	3.07E-5	5772
kardelen	0.002	0.020	0.999	1.01E-4	0.049	0.006	8.37E-7	0.766	3.16E-5	3729
INCATC	0.002	0.019	0.999	5.25E-4	0.281	0.071	7.65E-7	0.785	3.23E-5	1863
wpad	0.002	0.019	0.999	4.53E-4	0.243	0.057	7.63E-7	0.803	3.31E-5	0

Table 2.847: Top 11 most significant SLDs for gTLD 'toyota'. The SLD list holds 80.306% of the entries found in the gTLD and 3.31E-5 of the total number of entries for the entire experiment. **count** represents the number of records found for the SLD (in parts per million). **sldDiv** is the raw count divided by the number of records of this gTLD dump file. **oR** is the ratio of raw count to the total number of records of the experiment.  $\phi$ -**sldDiv** represents the  $\phi$  percentile of sldDiv on the entire data-set. **a-srcDiv** is the cumulative srcDiv variable. **a-oR** is the cumulative oR.



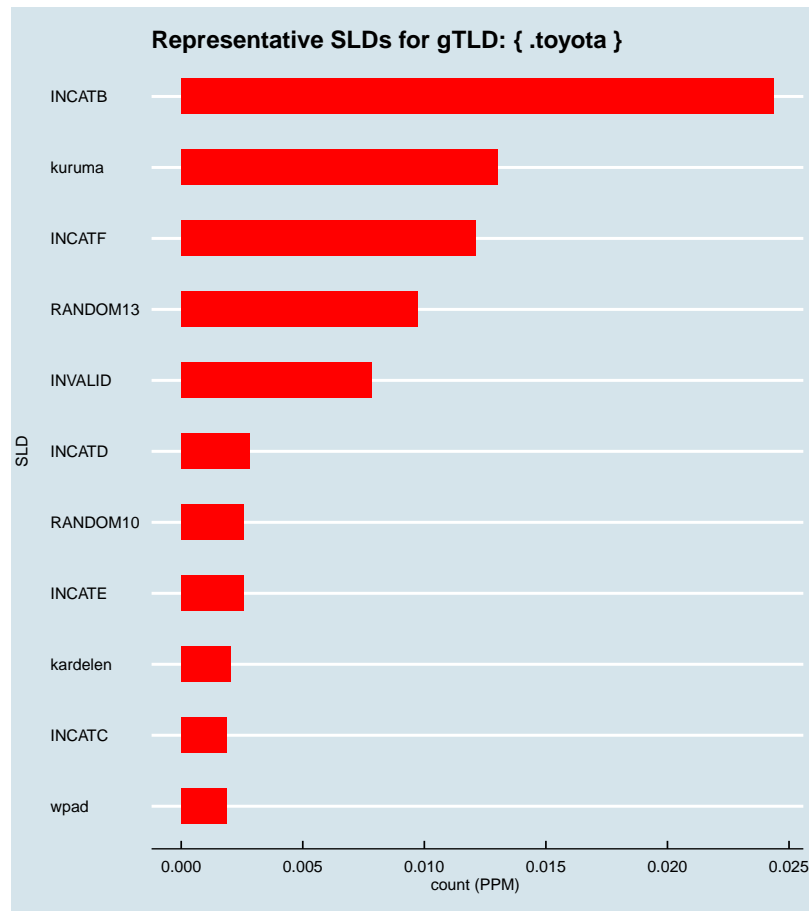


Figure 2.1693: Representative SLDs for gTLD: { .toyota }. The  $x$  axis displays number of times (in parts per million) the corresponding SLD ( $y$  axis) was found in the gTLD.

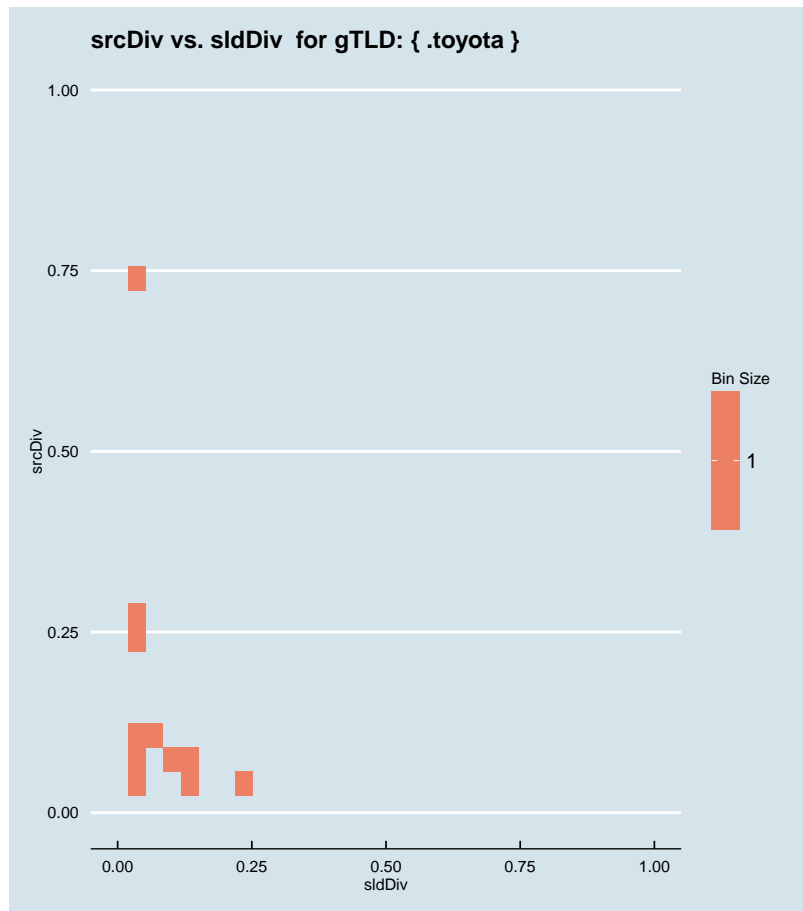


Figure 2.1694: Binned scatter-plot of srcDiv and sldDiv for gTLD: {toyota}.

### :: 2.1162 Representative SLDs for gTLD: {toys}

In this section, we collect representative SLDs related to gTLD: 'toys'. We found 1 unique SLDs after filtering. A total of 1327 records were considered representative and they are 17.331% of the gTLD dump. Since the total number of records for this gTLD is 1327, there are 0 non-representative records (NRep). In addition, this set comprises  $5.44E-7$  of the entire data-set. Table 2.848 shows the corresponding SLDs ordered by the level of importance. Figure 2.1695 shows the record count (PPM) for each representative SLD. Figure 2.1696 shows the binned scatter-plot of srcDiv and sldDiv.

► {toys}  
 Total SLDs: 1  
 a-sldDiv: 17.331%  
 a-oR: 0.000%  
 NRep: 0

Individual SLD descriptors for gTLD: {toys}										
SLD	count	sldDiv	$\phi$ -sldDiv	ipcount	srcDiv	$\phi$ -srcDiv	oR	a-srcDiv	a-oR	rem
INCATF	0.001	0.173	1.000	4.76E-4	0.359	0.099	5.44E-7	0.173	5.44E-7	0

Table 2.848: Top 1 most significant SLDs for gTLD 'toys'. The SLD list holds 17.331% of the entries found in the gTLD and 5.44E-7 of the total number of entries for the entire experiment. **count** represents the number of records found for the SLD (in parts per million). **sldDiv** is the raw count divided by the number of records of this gTLD dump file. **oR** is the ratio of raw count to the total number of records of the experiment.  $\phi$ -**sldDiv** represents the  $\phi$  percentile of sldDiv on the entire data-set. **a-srcDiv** is the cumulative srcDiv variable. **a-oR** is the cumulative oR.




Figure 2.1695: Representative SLDs for gTLD: { .toys}. The *x* axis displays number of times (in parts per million) the corresponding SLD (*y* axis) was found in the gTLD.

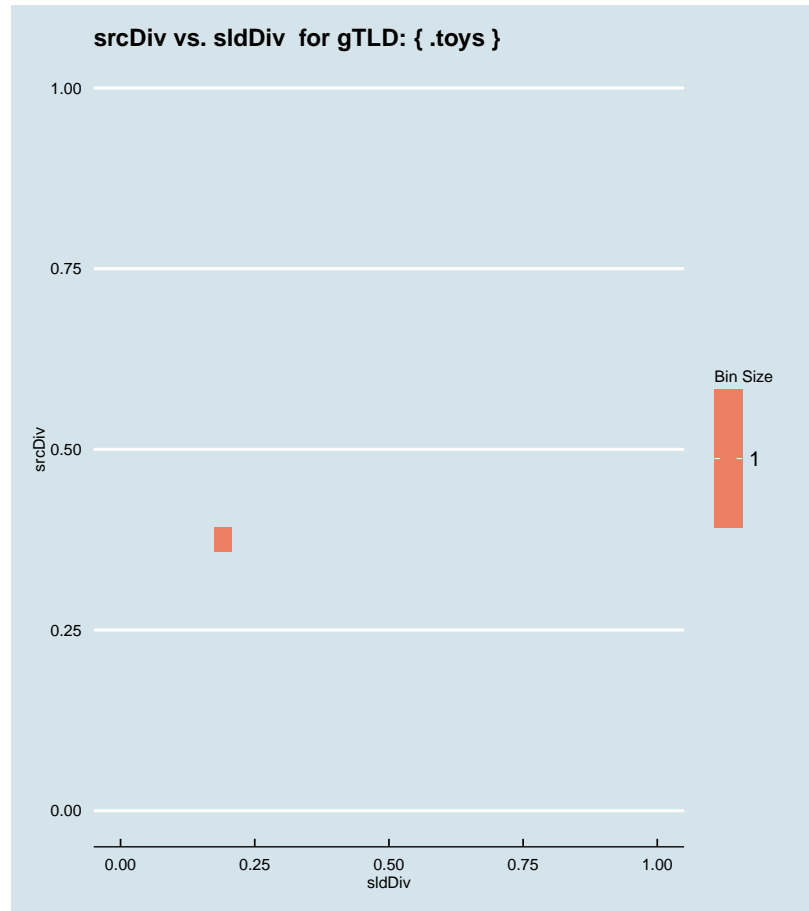


Figure 2.1696: Binned scatter-plot of srcDiv and sldDiv for gTLD: { .toys }.

### :: 2.1163 Representative SLDs for gTLD: { .trade }

In this section, we collect representative SLDs related to gTLD: 'trade'. We found 13 unique SLDs after filtering. A total of 53765 records were considered representative and they are 74.338% of the gTLD dump. Since the total number of records for this gTLD is 53765, there are 0 non-representative records (NRep). In addition, this set comprises 2.2E-5 of the entire data-set. Table 2.849 shows the corresponding SLDs ordered by the level of importance. Figure 2.1697 shows the record count (PPM) for each representative SLD. Figure 2.1698 shows the binned scatter-plot of srcDiv and sldDiv.

► { .trade }  
Total SLDs: 13  
a-sldDiv: 74.338%  
a-oR: 0.002%  
NRep: 0

Individual SLD descriptors for gTLD: {trade}										
SLD	count	sldDiv	$\phi$ -sldDiv	ipcount	srcDiv	$\phi$ -srcDiv	oR	a-srcDiv	a-oR	rem
INCATB	0.012	0.168	1.000	5.31E-4	0.044	0.005	4.99E-6	0.168	4.99E-6	41585
INCATF	0.010	0.135	1.000	4.64E-4	0.048	0.005	3.99E-6	0.303	8.99E-6	31838
INCATC	0.007	0.102	1.000	7.85E-4	0.106	0.019	3.02E-6	0.405	1.2E-5	24459
INVALID	0.006	0.084	1.000	2.9E-4	0.048	0.006	2.49E-6	0.489	1.45E-5	18391
RANDOM13	0.005	0.065	1.000	3.88E-4	0.082	0.013	1.93E-6	0.554	1.64E-5	13677
RANDOM10	0.003	0.035	1.000	2.67E-4	0.106	0.019	1.03E-6	0.589	1.75E-5	11169
canon32c76...	0.002	0.029	0.999	3E-5	0.014	8.6E-4	8.68E-7	0.618	1.83E-5	9051
wpad	0.002	0.026	0.999	2.13E-4	0.114	0.020	7.68E-7	0.644	1.91E-5	7176
mailyard	0.002	0.022	0.999	9.2E-5	0.057	0.007	6.59E-7	0.666	1.98E-5	5568
INCATE	0.002	0.021	0.999	9.25E-4	0.605	0.199	6.27E-7	0.688	2.04E-5	4039
onit	0.001	0.020	0.999	1.3E-5	0.009	4.31E-4	5.93E-7	0.708	2.1E-5	2593
mlk	0.001	0.019	0.999	1.8E-5	0.013	7.54E-4	5.67E-7	0.727	2.15E-5	1209
cvk	0.001	0.017	0.999	1E-4	0.083	0.013	4.95E-7	0.743	2.2E-5	0

Table 2.849: Top 13 most significant SLDs for gTLD 'trade'. The SLD list holds 74.338% of the entries found in the gTLD and 2.2E-5 of the total number of entries for the entire experiment. **count** represents the number of records found for the SLD (in parts per million). **sldDiv** is the raw count divided by the number of records of this gTLD dump file. **oR** is the ratio of raw count to the total number of records of the experiment.  **$\phi$ -sldDiv** represents the  $\phi$  percentile of sldDiv on the entire data-set. **a-srcDiv** is the cumulative srcDiv variable. **a-oR** is the cumulative oR.

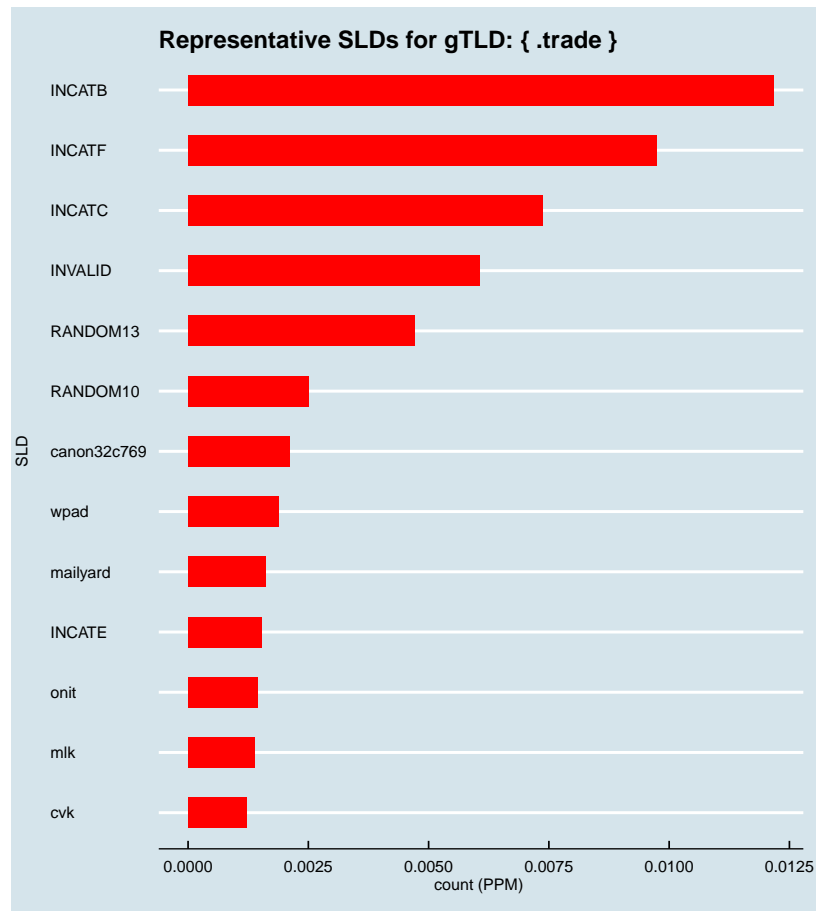


Figure 2.1697: Representative SLDs for gTLD: { .trade }. The x axis displays number of times (in parts per million) the corresponding SLD (y axis) was found in the gTLD.

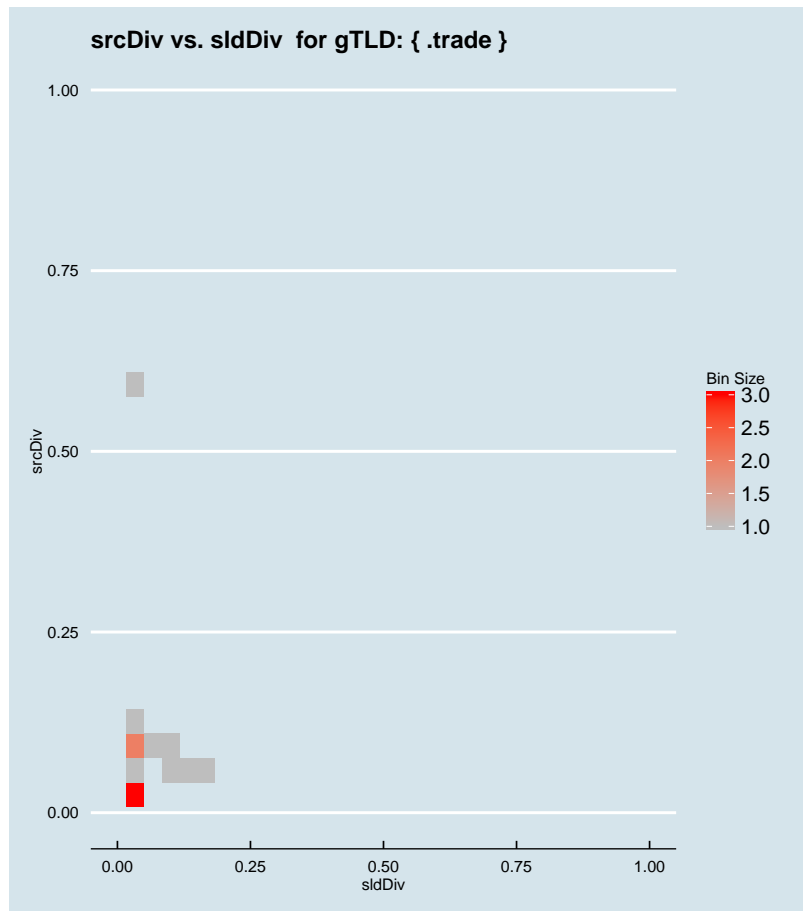


Figure 2.1698: Binned scatter-plot of srcDiv and sldDiv for gTLD: {.trade}.

### :: 2.1164 Representative SLDs for gTLD: {.tradershotels}

In this section, we collect representative SLDs related to gTLD: 'tradershotels'. We found 0 unique SLDs after filtering. A total of 0 records were considered representative and they are 0.000% of the gTLD dump. Since the total number of records for this gTLD is 0, there are 0 non-representative records (NRep). In addition, this set comprises 0E0 of the entire data-set.

```
► {.tradershotels}
Total SLDs: 0
a-sldDiv: 0.000%
a-oR: 0.000%
NRep: 0
```

### :: 2.1165 Representative SLDs for gTLD: {.trading}

In this section, we collect representative SLDs related to gTLD: 'trading'. We found 4

```
► {.trading}
Total SLDs: 4
a-sldDiv: 50.024%
a-oR: 0.000%
NRep: 0
```



unique SLDs after filtering. A total of 9272 records were considered representative and they are 50.024% of the gTLD dump. Since the total number of records for this gTLD is 9272, there are 0 non-representative records (NRep). In addition, this set comprises  $3.8E-6$  of the entire data-set. Table 2.850 shows the corresponding SLDs ordered by the level of importance. Figure 2.1699 shows the record count (PPM) for each representative SLD. Figure 2.1700 shows the binned scatter-plot of srcDiv and sldDiv.

Individual SLD descriptors for gTLD: {trading}										
SLD	count	sldDiv	$\phi$ -sldDiv	ipcount	srcDiv	$\phi$ -srcDiv	oR	a-srcDiv	a-oR	rem
INCATF	0.004	0.234	1.000	$4.24E-4$	0.098	0.016	$1.77E-6$	0.234	$1.77E-6$	4941
RANDOM13	0.002	0.110	1.000	$2.32E-4$	0.114	0.021	$8.36E-7$	0.344	$2.61E-6$	2901
INCATC	0.002	0.087	1.000	$1.68E-4$	0.104	0.018	$6.6E-7$	0.431	$3.27E-6$	1290
INVALID	0.001	0.070	1.000	$1.53E-4$	0.119	0.022	$5.29E-7$	0.500	$3.8E-6$	0

Table 2.850: Top 4 most significant SLDs for gTLD 'trading'. The SLD list holds 50.024% of the entries found in the gTLD and  $3.8E-6$  of the total number of entries for the entire experiment. **count** represents the number of records found for the SLD (in parts per million). **sldDiv** is the raw count divided by the number of records of this gTLD dump file. **oR** is the ratio of raw count to the total number of records of the experiment.  **$\phi$ -sldDiv** represents the  $\phi$  percentile of sldDiv on the entire data-set. **a-srcDiv** is the cumulative srcDiv variable. **a-oR** is the cumulative oR.

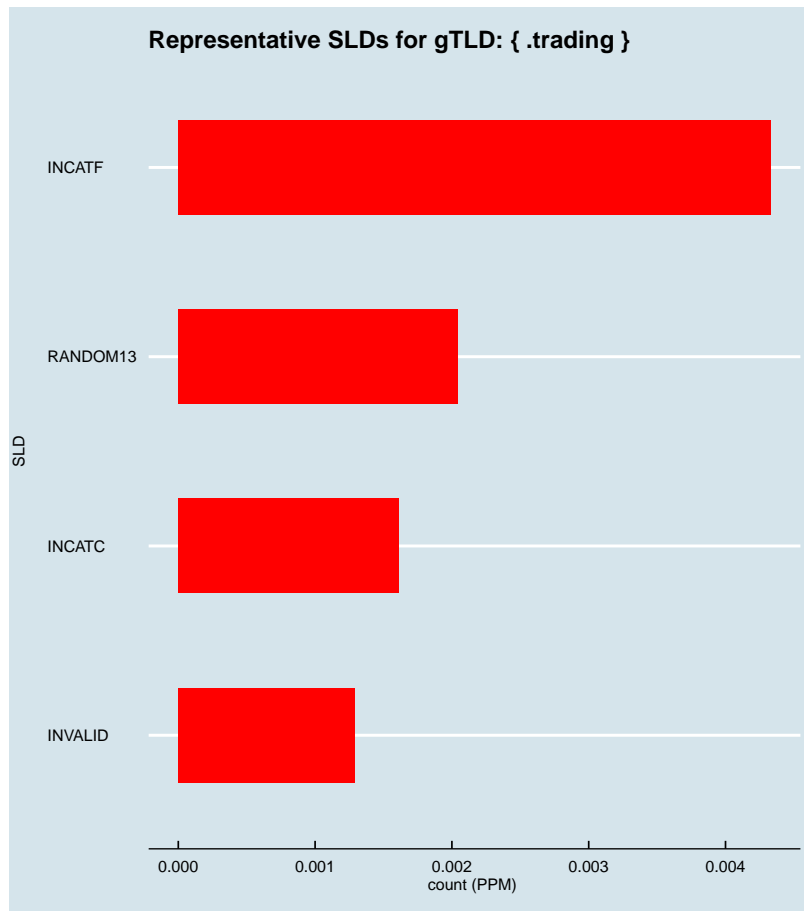


Figure 2.1699: Representative SLDs for gTLD: { .trading}. The *x* axis displays number of times (in parts per million) the corresponding SLD (*y* axis) was found in the gTLD.

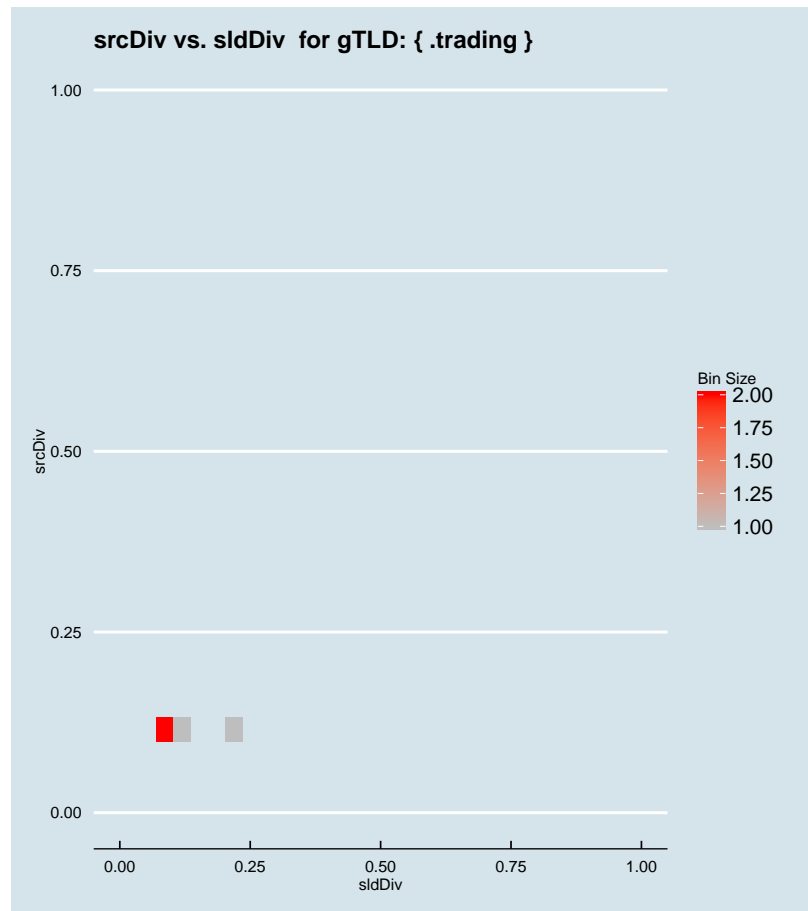


Figure 2.1700: Binned scatter-plot of srcDiv and sldDiv for gTLD: { .trading }.

### :: 2.1166 Representative SLDs for gTLD: { .training }

In this section, we collect representative SLDs related to gTLD: 'training'. We found 16 unique SLDs after filtering. A total of 104928 records were considered representative and they are 76.484% of the gTLD dump. Since the total number of records for this gTLD is 104928, there are 0 non-representative records (NRep). In addition, this set comprises  $4.3E-5$  of the entire data-set. Table 2.851 shows the corresponding SLDs ordered by the level of importance. Figure 2.1701 shows the record count (PPM) for each representative SLD. Figure 2.1702 shows the binned scatter-plot of srcDiv and sldDiv.

► { .training }  
Total SLDs: 16  
a-sldDiv: 76.484%  
a-oR: 0.004%  
NRep: 0

Individual SLD descriptors for gTLD: {training}										
SLD	count	sldDiv	$\phi$ -sldDiv	ipcount	srcDiv	$\phi$ -srcDiv	oR	a-srcDiv	a-oR	rem
INCATB	0.028	0.202	1.000	9.93E-4	0.036	0.004	1.14E-5	0.202	1.14E-5	77213
INCATF	0.021	0.156	1.000	0.001	0.055	0.007	8.79E-6	0.358	2.01E-5	55759
INVALID	0.011	0.082	1.000	8.01E-4	0.071	0.010	4.64E-6	0.441	2.48E-5	44444
mpcm1	0.010	0.074	1.000	4E-6	3.96E-4	5.21E-6	4.13E-6	0.514	2.89E-5	34355
RANDOM13	0.008	0.060	1.000	6.67E-4	0.081	0.012	3.37E-6	0.574	3.23E-5	26140
RANDOM10	0.004	0.029	0.999	4.47E-4	0.113	0.020	1.62E-6	0.603	3.39E-5	22187
INCATC	0.004	0.028	0.999	5.09E-4	0.133	0.025	1.57E-6	0.631	3.55E-5	18364
cityworks	0.003	0.022	0.999	3.2E-5	0.011	5.4E-4	1.24E-6	0.653	3.67E-5	15335
asterisk	0.003	0.020	0.999	4.1E-5	0.015	9.42E-4	1.12E-6	0.673	3.78E-5	12603
simv	0.003	0.020	0.999	3.11E-4	0.115	0.021	1.11E-6	0.693	3.89E-5	9891
yulella	0.002	0.015	0.999	1.2E-5	0.006	2.24E-4	8.64E-7	0.708	3.98E-5	7782
wpad	0.002	0.013	0.999	5.3E-4	0.292	0.075	7.45E-7	0.721	4.06E-5	5965
notion	0.002	0.013	0.999	1.64E-4	0.092	0.015	7.29E-7	0.734	4.13E-5	4187
isatap	0.002	0.012	0.999	6.36E-4	0.398	0.107	6.54E-7	0.746	4.19E-5	2591
telekom	0.001	0.009	0.999	1.06E-4	0.082	0.012	5.33E-7	0.755	4.25E-5	1291
datto	0.001	0.009	0.999	3.8E-5	0.029	0.003	5.29E-7	0.765	4.3E-5	0

Table 2.851: Top 16 most significant SLDs for gTLD 'training'. The SLD list holds 76.484% of the entries found in the gTLD and 4.3E-5 of the total number of entries for the entire experiment. **count** represents the number of records found for the SLD (in parts per million). **sldDiv** is the raw count divided by the number of records of this gTLD dump file. **oR** is the ratio of raw count to the total number of records of the experiment.  $\phi$ -**sldDiv** represents the  $\phi$  percentile of sldDiv on the entire data-set. **a-srcDiv** is the cumulative srcDiv variable. **a-oR** is the cumulative oR.

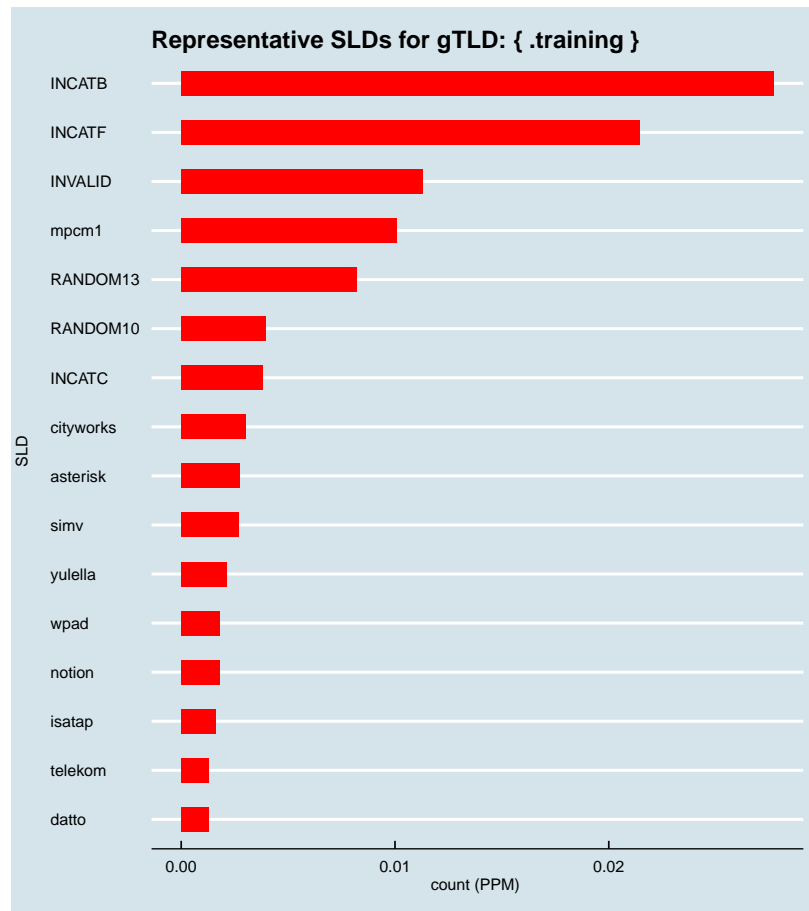


Figure 2.1701: Representative SLDs for gTLD: { .training }. The x axis displays number of times (in parts per million) the corresponding SLD (y axis) was found in the gTLD.

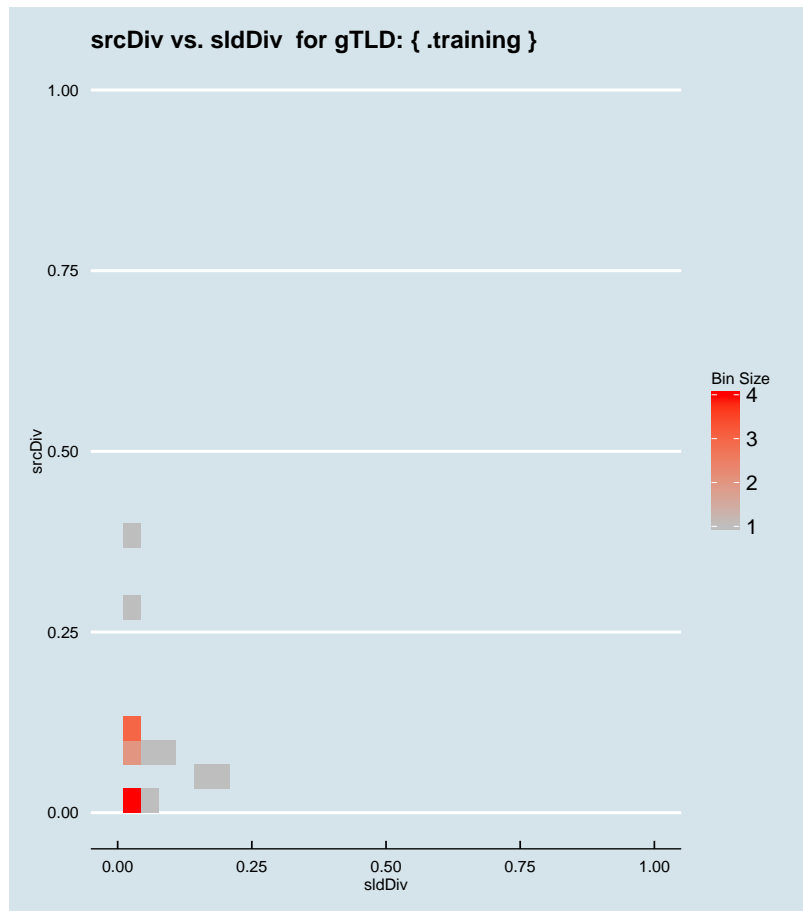


Figure 2.1702: Binned scatter-plot of srcDiv and sldDiv for gTLD: {.training}.

### :: 2.1167 Representative SLDs for gTLD: {.transformers}

In this section, we collect representative SLDs related to gTLD: 'transformers'. We found 2 unique SLDs after filtering. A total of 5269 records were considered representative and they are 56.486% of the gTLD dump. Since the total number of records for this gTLD is 5269, there are 0 non-representative records (NRep). In addition, this set comprises 2.16E-6 of the entire data-set. Table 2.852 shows the corresponding SLDs ordered by the level of importance. Figure 2.1703 shows the record count (PPM) for each representative SLD. Figure 2.1704 shows the binned scatter-plot of srcDiv and sldDiv.

► {.transformers}  
 Total SLDs: 2  
 a-sldDiv: 56.486%  
 a-oR: 0.000%  
 NRep: 0

Individual SLD descriptors for gTLD: {transformers}										
SLD	count	sldDiv	$\phi$ -sldDiv	ipcount	srcDiv	$\phi$ -srcDiv	oR	a-srcDiv	a-oR	rem
INVALID	0.004	0.387	1.000	9E-5	0.025	0.002	1.48E-6	0.387	1.48E-6	1662
RANDOM10	0.002	0.178	1.000	1.63E-4	0.098	0.016	6.81E-7	0.565	2.16E-6	0

Table 2.852: Top 2 most significant SLDs for gTLD 'transformers'. The SLD list holds 56.486% of the entries found in the gTLD and  $2.16E-6$  of the total number of entries for the entire experiment. **count** represents the number of records found for the SLD (in parts per million). **sldDiv** is the raw count divided by the number of records of this gTLD dump file. **oR** is the ratio of raw count to the total number of records of the experiment.  $\phi$ -**sldDiv** represents the  $\phi$  percentile of sldDiv on the entire data-set. **a-srcDiv** is the cumulative srcDiv variable. **a-oR** is the cumulative oR.

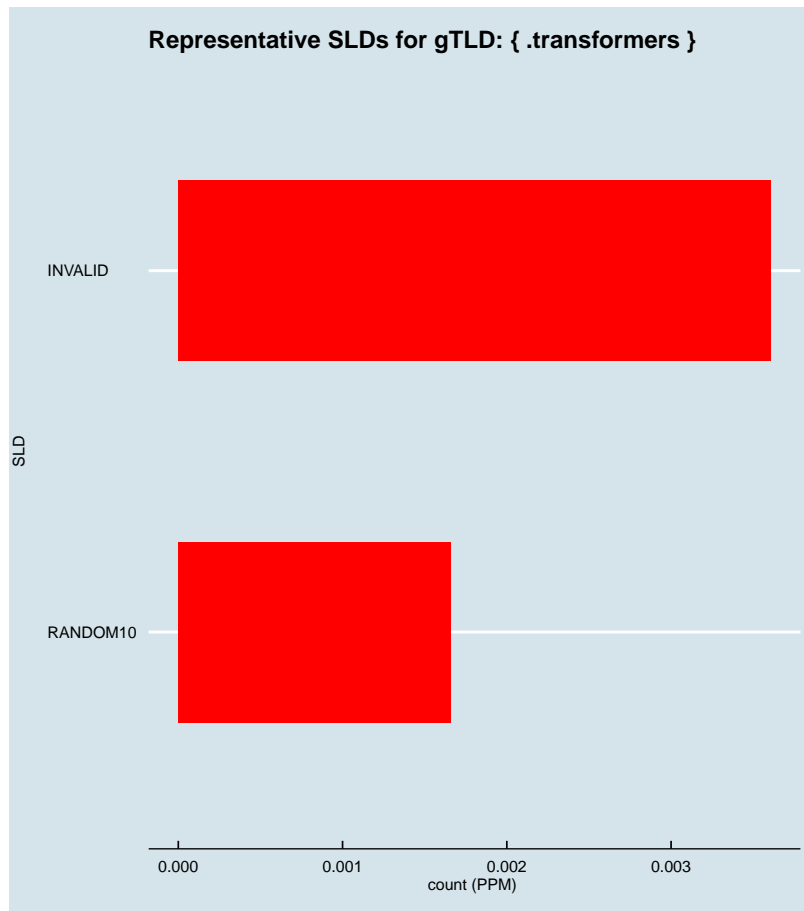


Figure 2.1703: Representative SLDs for gTLD: { .transformers}. The  $x$  axis displays number of times (in parts per million) the corresponding SLD ( $y$  axis) was found in the gTLD.



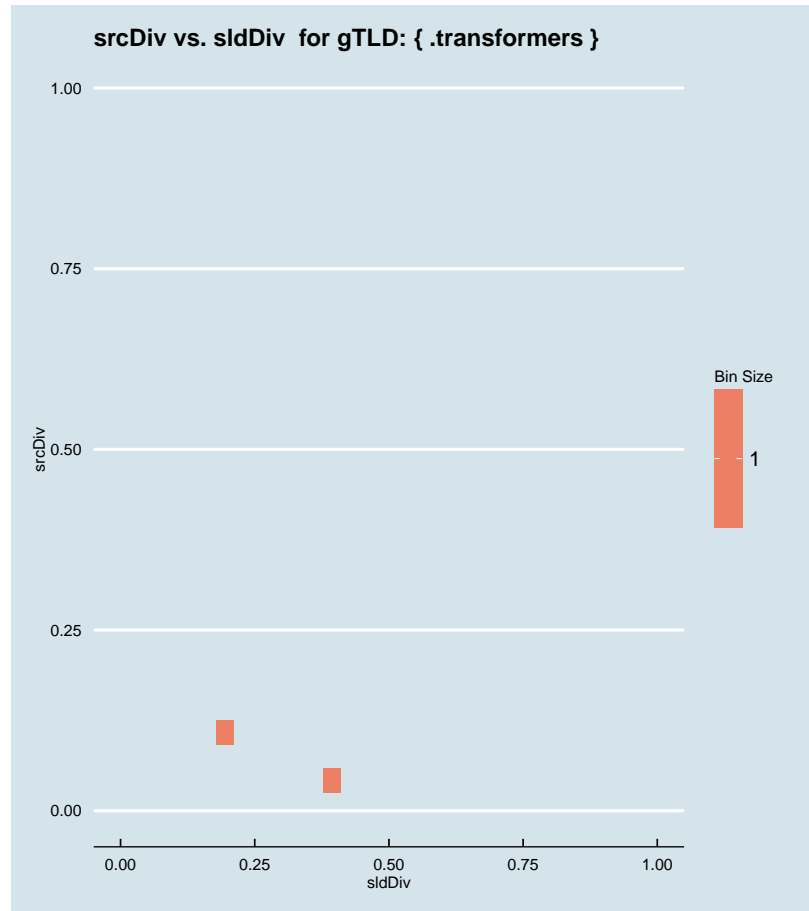


Figure 2.1704: Binned scatter-plot of srcDiv and sldDiv for gTLD: { .transformers }.

### ∴ 2.1168 Representative SLDs for gTLD: { .translations }

In this section, we collect representative SLDs related to gTLD: 'translations'. We found 0 unique SLDs after filtering. A total of 0 records were considered representative and they are 0.000% of the gTLD dump. Since the total number of records for this gTLD is 0, there are 0 non-representative records (NRep). In addition, this set comprises 0E0 of the entire data-set.

► { .translations }  
Total SLDs: 0  
a-sldDiv: 0.000%  
a-oR: 0.000%  
NRep: 0

### ∴ 2.1169 Representative SLDs for gTLD: { .transunion }

In this section, we collect representative SLDs related to gTLD: 'transunion'. We found

► { .transunion }  
Total SLDs: 0  
a-sldDiv: 0.000%  
a-oR: 0.000%  
NRep: 0



0 unique SLDs after filtering. A total of 0 records were considered representative and they are 0.000% of the gTLD dump. Since the total number of records for this gTLD is 0, there are 0 non-representative records (NRep). In addition, this set comprises 0E0 of the entire data-set.

**:: 2.1170 Representative SLDs for gTLD: {.travelchannel}**

In this section, we collect representative SLDs related to gTLD: 'travelchannel'. We found 0 unique SLDs after filtering. A total of 0 records were considered representative and they are 0.000% of the gTLD dump. Since the total number of records for this gTLD is 0, there are 0 non-representative records (NRep). In addition, this set comprises 0E0 of the entire data-set.

► {.travelchannel}  
 Total SLDs: 0  
 a-sldDiv: 0.000%  
 a-oR: 0.000%  
 NRep: 0

**:: 2.1171 Representative SLDs for gTLD: {.travelers}**

In this section, we collect representative SLDs related to gTLD: 'travelers'. We found 0 unique SLDs after filtering. A total of 0 records were considered representative and they are 0.000% of the gTLD dump. Since the total number of records for this gTLD is 0, there are 0 non-representative records (NRep). In addition, this set comprises 0E0 of the entire data-set.

► {.travelers}  
 Total SLDs: 0  
 a-sldDiv: 0.000%  
 a-oR: 0.000%  
 NRep: 0

**:: 2.1172 Representative SLDs for gTLD: {.travelersinsurance}**

In this section, we collect representative SLDs related to gTLD: 'travelersinsurance'. We found 0 unique SLDs after filtering. A total of 0 records were considered representative and they are 0.000% of the gTLD dump. Since the total number of records for this gTLD is 0, there are 0 non-representative records (NRep). In addition, this set comprises 0E0 of the entire data-set.

► {.travelersinsurance}  
 Total SLDs: 0  
 a-sldDiv: 0.000%  
 a-oR: 0.000%  
 NRep: 0

**:: 2.1173 Representative SLDs for gTLD: {.travelguard}**

In this section, we collect representative SLDs related to gTLD: 'travelguard'. We found 0 unique SLDs after filtering. A total of 0 records were considered representative and they are 0.000% of the gTLD dump. Since the total number of records for this gTLD is 0, there are 0 non-representative records (NRep). In addition, this set comprises 0E0 of the entire data-set.

► {.travelguard}  
 Total SLDs: 0  
 a-sldDiv: 0.000%  
 a-oR: 0.000%  
 NRep: 0

## ∴ 2.1174 Representative SLDs for gTLD: {.trust}

In this section, we collect representative SLDs related to gTLD: 'trust'. We found 7 unique SLDs after filtering. A total of 40582 records were considered representative and they are 76.006% of the gTLD dump. Since the total number of records for this gTLD is 40582, there are 0 non-representative records (NRep). In addition, this set comprises  $1.66E-5$  of the entire data-set. Table 2.853 shows the corresponding SLDs ordered by the level of importance. Figure 2.1705 shows the record count (PPM) for each representative SLD. Figure 2.1706 shows the binned scatter-plot of srcDiv and sldDiv.

► {.trust}  
 Total SLDs: 7  
 a-sldDiv: 76.006%  
 a-oR: 0.002%  
 NRep: 0

Individual SLD descriptors for gTLD: {.trust}										
SLD	count	sldDiv	$\phi$ -sldDiv	ipcount	srcDiv	$\phi$ -srcDiv	oR	a-srcDiv	a-oR	rem
SHORTSLD	0.011	0.205	1.000	$2.04E-4$	0.019	0.001	$4.49E-6$	0.205	$4.49E-6$	29620
INVALID	0.008	0.155	1.000	$1.77E-4$	0.021	0.002	$3.4E-6$	0.361	$7.89E-6$	21320
ludwood	0.008	0.149	1.000	$1.22E-4$	0.015	$9.7E-4$	$3.26E-6$	0.510	$1.12E-5$	13358
INCATB	0.006	0.117	1.000	0.001	0.193	0.042	$2.57E-6$	0.627	$1.37E-5$	7097
RANDOM13	0.004	0.067	1.000	$3.55E-4$	0.099	0.016	$1.47E-6$	0.695	$1.52E-5$	3500
INCATF	0.002	0.041	1.000	$5.22E-4$	0.240	0.057	$8.9E-7$	0.735	$1.61E-5$	1328
INCATD	0.001	0.025	0.999	$4.25E-4$	0.320	0.081	$5.44E-7$	0.760	$1.66E-5$	0

Table 2.853: Top 7 most significant SLDs for gTLD 'trust'. The SLD list holds 76.006% of the entries found in the gTLD and  $1.66E-5$  of the total number of entries for the entire experiment. **count** represents the number of records found for the SLD (in parts per million). **sldDiv** is the raw count divided by the number of records of this gTLD dump file. **oR** is the ratio of raw count to the total number of records of the experiment.  **$\phi$ -sldDiv** represents the  $\phi$  percentile of sldDiv on the entire data-set. **a-srcDiv** is the cumulative srcDiv variable. **a-oR** is the cumulative oR.

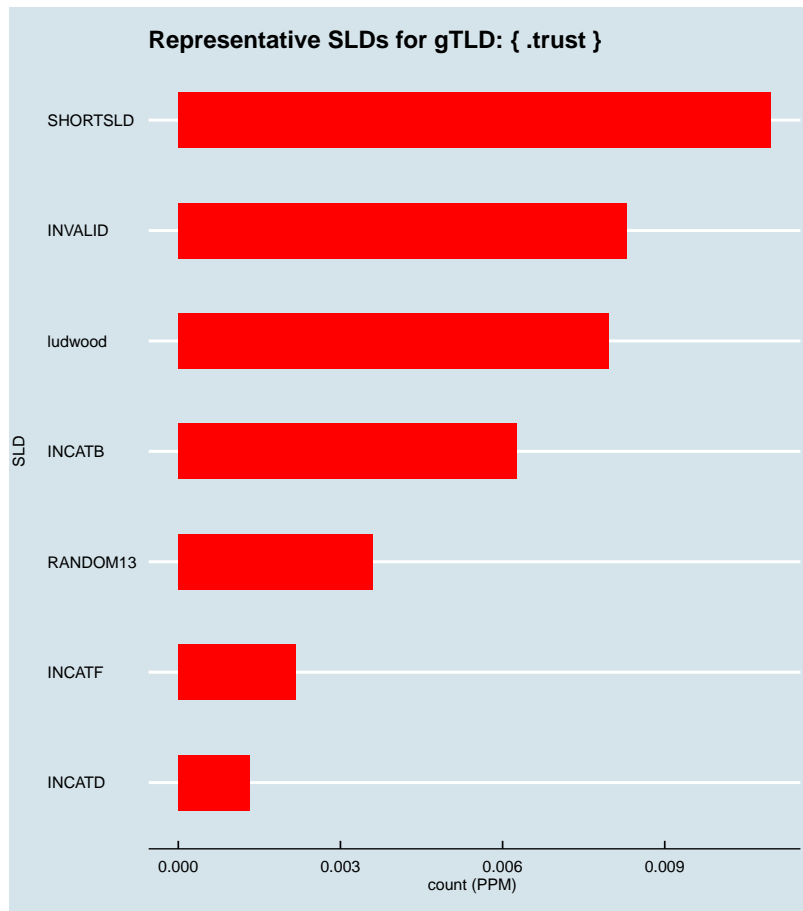


Figure 2.1705: Representative SLDs for gTLD: { .trust }. The *x* axis displays number of times (in parts per million) the corresponding SLD (*y* axis) was found in the gTLD.

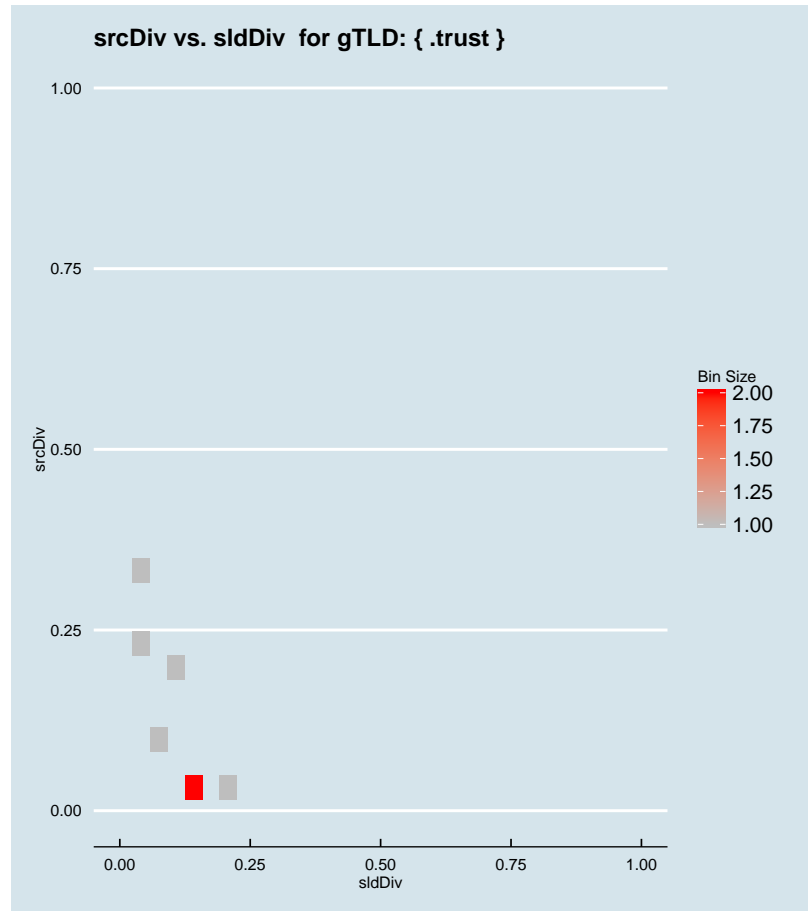


Figure 2.1706: Binned scatter-plot of srcDiv and sldDiv for gTLD: { .trust}.

### :: 2.1175 Representative SLDs for gTLD: { .trv }

In this section, we collect representative SLDs related to gTLD: 'trv'. We found 4 unique SLDs after filtering. A total of 8801 records were considered representative and they are 68.442% of the gTLD dump. Since the total number of records for this gTLD is 8801, there are 0 non-representative records (NRep). In addition, this set comprises 3.61E-6 of the entire data-set. Table 2.854 shows the corresponding SLDs ordered by the level of importance. Figure 2.1707 shows the record count (PPM) for each representative SLD. Figure 2.1708 shows the binned scatter-plot of srcDiv and sldDiv.

► { .trv }  
Total SLDs: 4  
a-sldDiv: 68.442%  
a-oR: 0.000%  
NRep: 0



Individual SLD descriptors for gTLD: {.trv}										
SLD	count	sldDiv	$\phi$ -sldDiv	ipcount	srcDiv	$\phi$ -srcDiv	oR	a-srcDiv	a-oR	rem
INCATB	0.003	0.270	1.000	5.57E-4	0.160	0.033	1.42E-6	0.270	1.42E-6	5327
INCATF	0.002	0.168	1.000	2.04E-4	0.094	0.016	8.85E-7	0.438	2.31E-6	3167
INVALID	0.002	0.145	1.000	5.8E-4	0.310	0.079	7.66E-7	0.584	3.08E-6	1297
preigo	0.001	0.101	1.000	5.1E-5	0.039	0.004	5.32E-7	0.684	3.61E-6	0

Table 2.854: Top 4 most significant SLDs for gTLD 'trv'. The SLD list holds 68.442% of the entries found in the gTLD and 3.61E-6 of the total number of entries for the entire experiment. **count** represents the number of records found for the SLD (in parts per million). **sldDiv** is the raw count divided by the number of records of this gTLD dump file. **oR** is the ratio of raw count to the total number of records of the experiment.  **$\phi$ -sldDiv** represents the  $\phi$  percentile of sldDiv on the entire data-set. **a-srcDiv** is the cumulative srcDiv variable. **a-oR** is the cumulative oR.

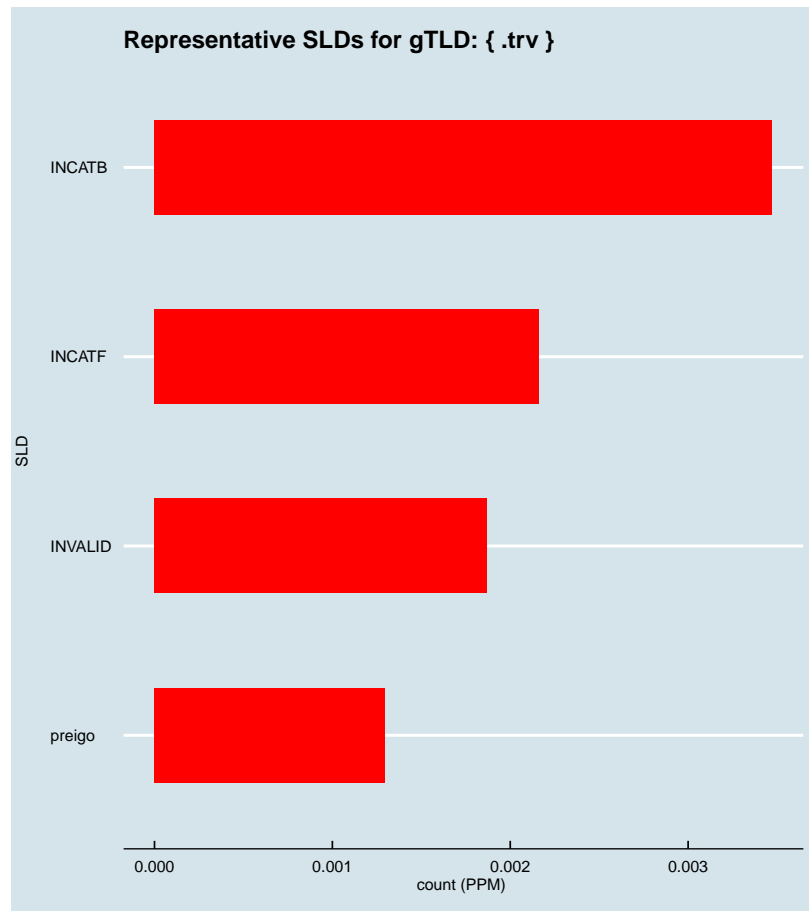


Figure 2.1707: Representative SLDs for gTLD: { .trv }. The  $x$  axis displays number of times (in parts per million) the corresponding SLD ( $y$  axis) was found in the gTLD.

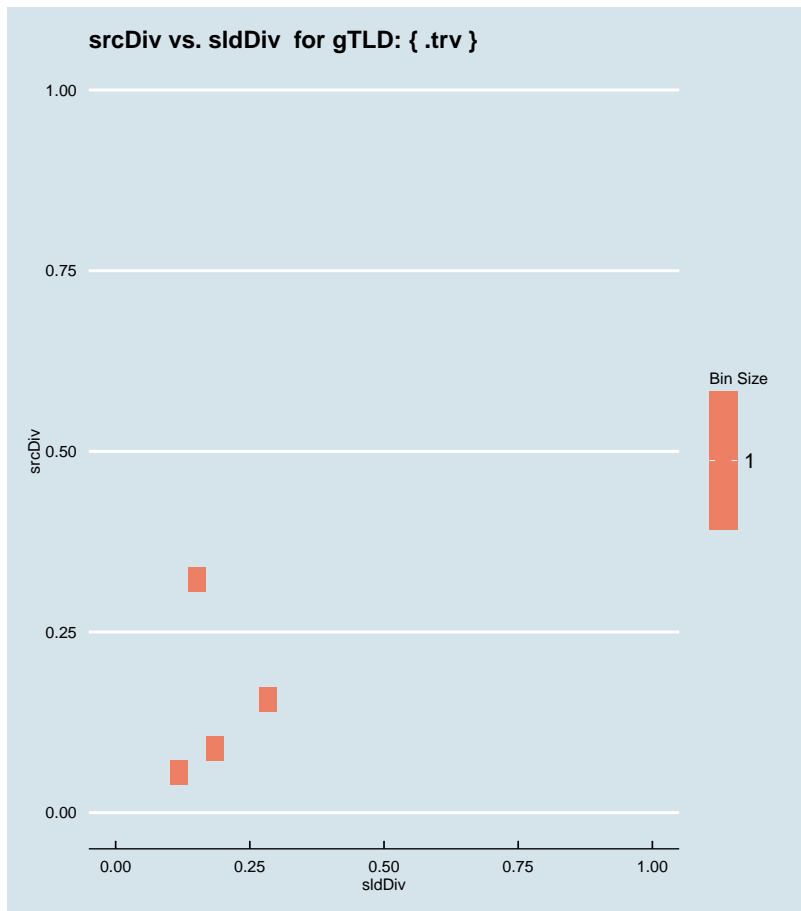


Figure 2.1708: Binned scatter-plot of srcDiv and sldDiv for gTLD: { .trv }.

### :: 2.1176 Representative SLDs for gTLD: { .tube }

In this section, we collect representative SLDs related to gTLD: 'tube'. We found 5 unique SLDs after filtering. A total of 48740 records were considered representative and they are 77.025% of the gTLD dump. Since the total number of records for this gTLD is 48740, there are 0 non-representative records (NRep). In addition, this set comprises 2E−5 of the entire data-set. Table 2.855 shows the corresponding SLDs ordered by the level of importance. Figure 2.1709 shows the record count (PPM) for each representative SLD. Figure 2.1710 shows the binned scatter-plot of srcDiv and sldDiv.

► { .tube }  
 Total SLDs: 5  
 a-sldDiv: 77.025%  
 a-oR: 0.002%  
 NRep: 0



Individual SLD descriptors for gTLD: {tube}										
SLD	count	sldDiv	$\phi$ -sldDiv	ipcount	srcDiv	$\phi$ -srcDiv	oR	a-srcDiv	a-oR	rem
INCATC	0.035	0.558	1.000	0.009	0.248	0.057	1.45E-5	0.558	1.45E-5	13412
INCATE	0.007	0.103	1.000	0.003	0.521	0.178	2.67E-6	0.661	1.71E-5	6902
SHORTSLD	0.003	0.049	1.000	0.002	0.529	0.179	1.28E-6	0.711	1.84E-5	3777
INCATB	0.002	0.035	1.000	6.26E-4	0.282	0.071	9.11E-7	0.746	1.93E-5	1554
RANDOM13	0.002	0.025	0.999	3.85E-4	0.248	0.057	6.37E-7	0.770	2E-5	0

Table 2.855: Top 5 most significant SLDs for gTLD 'tube'. The SLD list holds 77.025% of the entries found in the gTLD and 2E-5 of the total number of entries for the entire experiment. **count** represents the number of records found for the SLD (in parts per million). **sldDiv** is the raw count divided by the number of records of this gTLD dump file. **oR** is the ratio of raw count to the total number of records of the experiment.  **$\phi$ -sldDiv** represents the  $\phi$  percentile of sldDiv on the entire data-set. **a-srcDiv** is the cumulative srcDiv variable. **a-oR** is the cumulative oR.

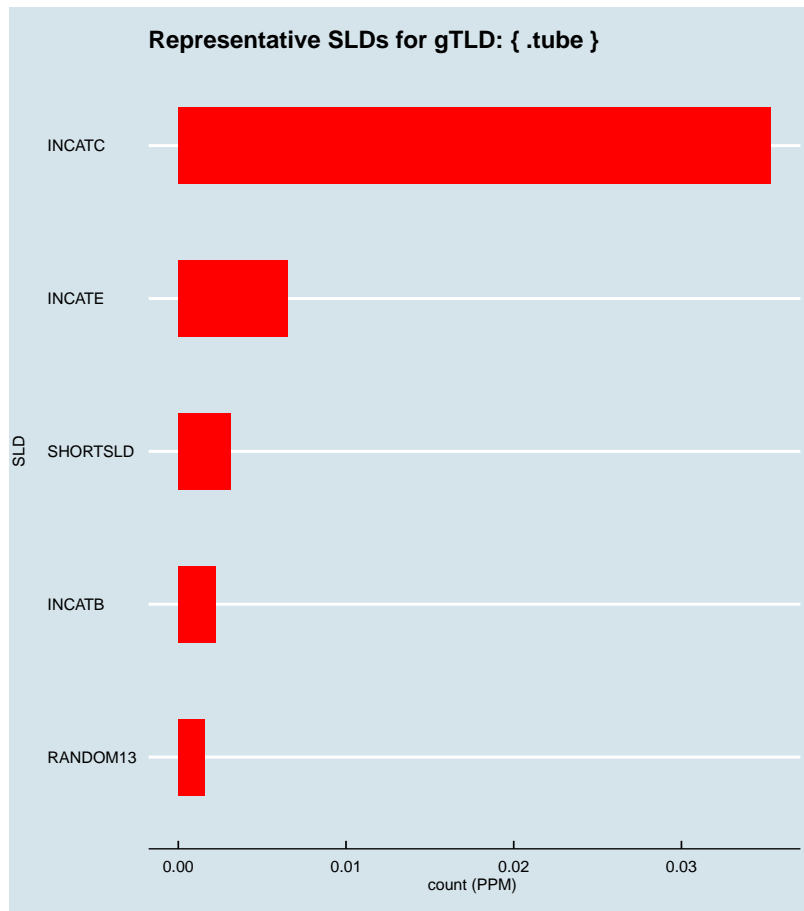


Figure 2.1709: Representative SLDs for gTLD: { .tube}. The *x* axis displays number of times (in parts per million) the corresponding SLD (*y* axis) was found in the gTLD.

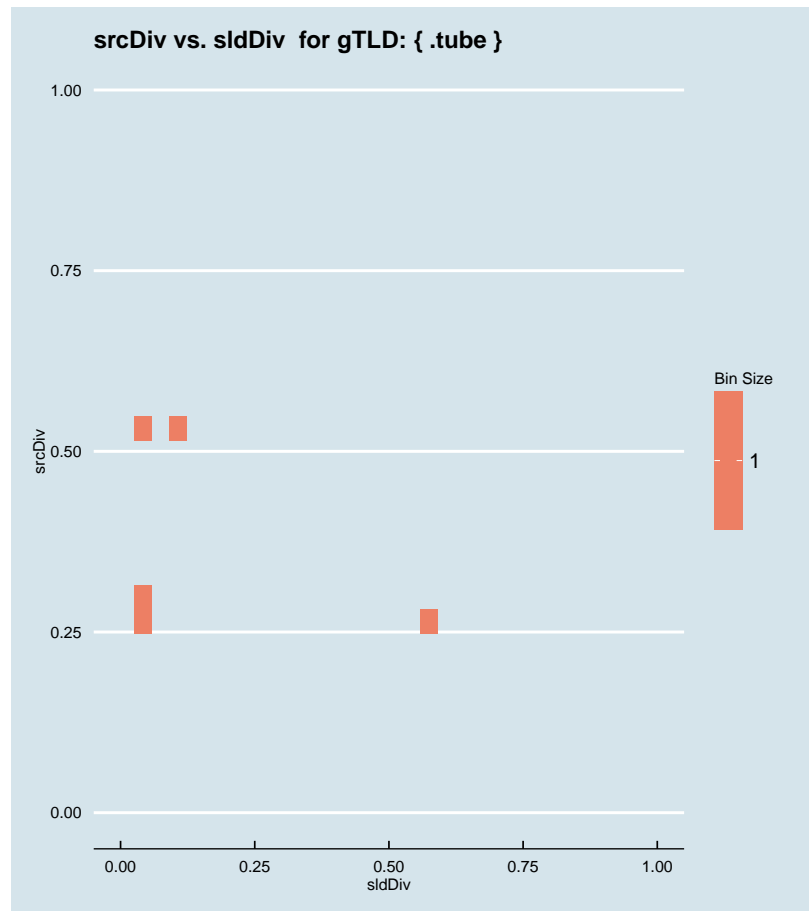


Figure 2.1710: Binned scatter-plot of srcDiv and sldDiv for gTLD: { .tube }.

### ⚡ 2.1177 Representative SLDs for gTLD: { .tui }

In this section, we collect representative SLDs related to gTLD: 'tui'. We found 0 unique SLDs after filtering. A total of 0 records were considered representative and they are 0.000% of the gTLD dump. Since the total number of records for this gTLD is 0, there are 0 non-representative records (NRep). In addition, this set comprises 0E0 of the entire data-set.

► { .tui }  
Total SLDs: 0  
a-sldDiv: 0.000%  
a-oR: 0.000%  
NRep: 0

### ⚡ 2.1178 Representative SLDs for gTLD: { .tunes }

In this section, we collect representative SLDs related to gTLD: 'tunes'. We found 1

► { .tunes }  
Total SLDs: 1  
a-sldDiv: 49.468%  
a-oR: 0.000%  
NRep: 0

unique SLDs after filtering. A total of 2930 records were considered representative and they are 49.468% of the gTLD dump. Since the total number of records for this gTLD is 2930, there are 0 non-representative records (NRep). In addition, this set comprises 1.2E−6 of the entire data-set. Table 2.856 shows the corresponding SLDs ordered by the level of importance. Figure 2.1711 shows the record count (PPM) for each representative SLD. Figure 2.1712 shows the binned scatter-plot of srcDiv and sldDiv.

Individual SLD descriptors for gTLD: {tunes}										
SLD	count	sldDiv	$\phi$ -sldDiv	ipcount	srcDiv	$\phi$ -srcDiv	oR	a-srcDiv	a-oR	rem
INCATE	0.003	0.495	1.000	0.002	0.593	0.192	1.2E−6	0.495	1.2E−6	0

Table 2.856: Top 1 most significant SLDs for gTLD 'tunes'. The SLD list holds 49.468% of the entries found in the gTLD and 1.2E−6 of the total number of entries for the entire experiment. **count** represents the number of records found for the SLD (in parts per million). **sldDiv** is the raw count divided by the number of records of this gTLD dump file. **oR** is the ratio of raw count to the total number of records of the experiment.  **$\phi$ -sldDiv** represents the  $\phi$  percentile of sldDiv on the entire data-set. **a-srcDiv** is the cumulative srcDiv variable. **a-oR** is the cumulative oR.




Figure 2.1711: Representative SLDs for gTLD: { .tunes }. The x axis displays number of times (in parts per million) the corresponding SLD (y axis) was found in the gTLD.

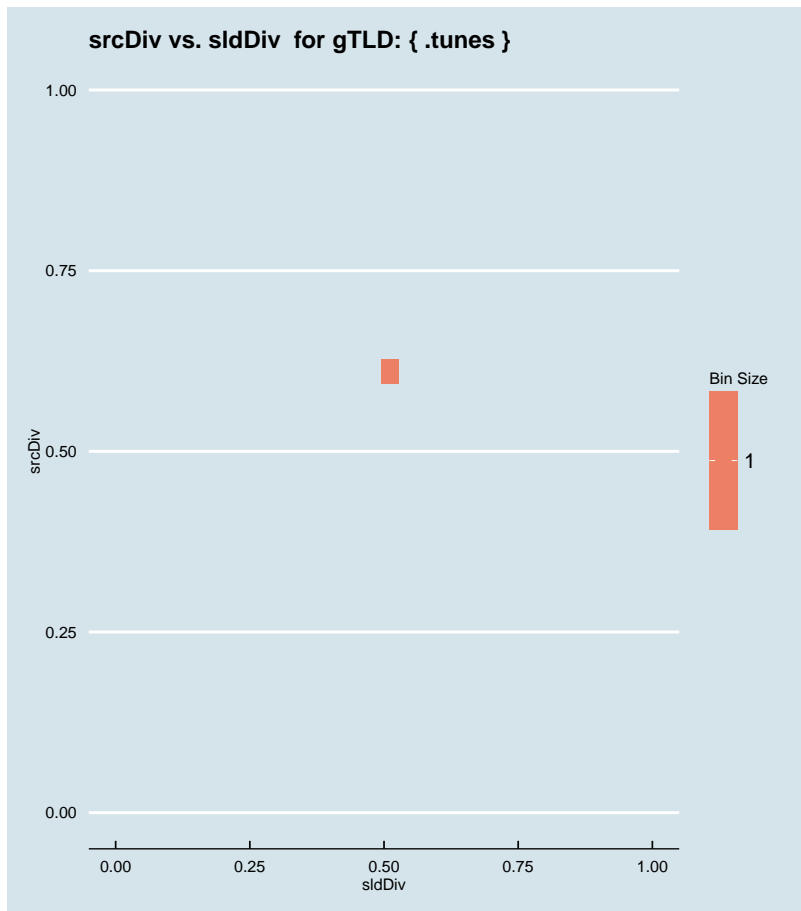


Figure 2.1712: Binned scatter-plot of srcDiv and sldDiv for gTLD: { .tunes }.

∴ 2.1179 Representative SLDs for gTLD: { .tushu }

In this section, we collect representative SLDs related to gTLD: 'tushu'. We found 0 unique SLDs after filtering. A total of 0 records were considered representative and they are 0.000% of the gTLD dump. Since the total number of records for this gTLD is 0, there are 0 non-representative records (NRep). In addition, this set comprises 0E0 of the entire data-set.

► { .tushu }  
 Total SLDs: 0  
 a-sldDiv: 0.000%  
 a-oR: 0.000%  
 NRep: 0

∴ 2.1180 Representative SLDs for gTLD: { .tvs }

In this section, we collect representative SLDs related to gTLD: 'tvs'. We found 11

► { .tvs }  
 Total SLDs: 11  
 a-sldDiv: 75.121%  
 a-oR: 0.003%  
 NRep: 0

unique SLDs after filtering. A total of 73184 records were considered representative and they are 75.121% of the gTLD dump. Since the total number of records for this gTLD is 73184, there are 0 non-representative records (NRep). In addition, this set comprises  $3E-5$  of the entire data-set. Table 2.857 shows the corresponding SLDs ordered by the level of importance. Figure 2.1713 shows the record count (PPM) for each representative SLD. Figure 2.1714 shows the binned scatter-plot of srcDiv and sldDiv.

Individual SLD descriptors for gTLD: {tvs}										
SLD	count	sldDiv	$\phi$ -sldDiv	ipcount	srcDiv	$\phi$ -srcDiv	oR	a-srcDiv	a-oR	rem
INCATF	0.024	0.242	1.000	$6.59E-4$	0.028	0.002	$9.64E-6$	0.242	$9.64E-6$	49650
public	0.016	0.159	1.000	$5.8E-5$	0.004	$1.27E-4$	$6.35E-6$	0.401	$1.6E-5$	34147
RANDOM10	0.008	0.081	1.000	$3.93E-4$	0.050	0.006	$3.24E-6$	0.482	$1.92E-5$	26235
INCATB	0.007	0.070	1.000	$1.52E-4$	0.022	0.002	$2.79E-6$	0.552	$2.2E-5$	19437
RANDOM13	0.007	0.070	1.000	$3.24E-4$	0.048	0.006	$2.78E-6$	0.621	$2.48E-5$	12649
INVALID	0.004	0.042	1.000	$3.1E-4$	0.076	0.011	$1.68E-6$	0.663	$2.65E-5$	8546
rks	0.002	0.023	0.999	$4.6E-5$	0.021	0.002	$9.16E-7$	0.686	$2.74E-5$	6310
twitch	0.002	0.019	0.999	0.002	0.881	0.295	$7.65E-7$	0.706	$2.82E-5$	4443
wpad	0.002	0.018	0.999	$2.73E-4$	0.155	0.032	$7.24E-7$	0.724	$2.89E-5$	2677
INCATC	0.001	0.015	0.999	$2.62E-4$	0.184	0.041	$5.84E-7$	0.738	$2.95E-5$	1253
isatap	0.001	0.013	0.999	$2.7E-4$	0.215	0.050	$5.13E-7$	0.751	$3E-5$	0

Table 2.857: Top 11 most significant SLDs for gTLD 'tvs'. The SLD list holds 75.121% of the entries found in the gTLD and  $3E-5$  of the total number of entries for the entire experiment. **count** represents the number of records found for the SLD (in parts per million). **sldDiv** is the raw count divided by the number of records of this gTLD dump file. **oR** is the ratio of raw count to the total number of records of the experiment.  **$\phi$ -sldDiv** represents the  $\phi$  percentile of sldDiv on the entire data-set. **a-srcDiv** is the cumulative srcDiv variable. **a-oR** is the cumulative oR.

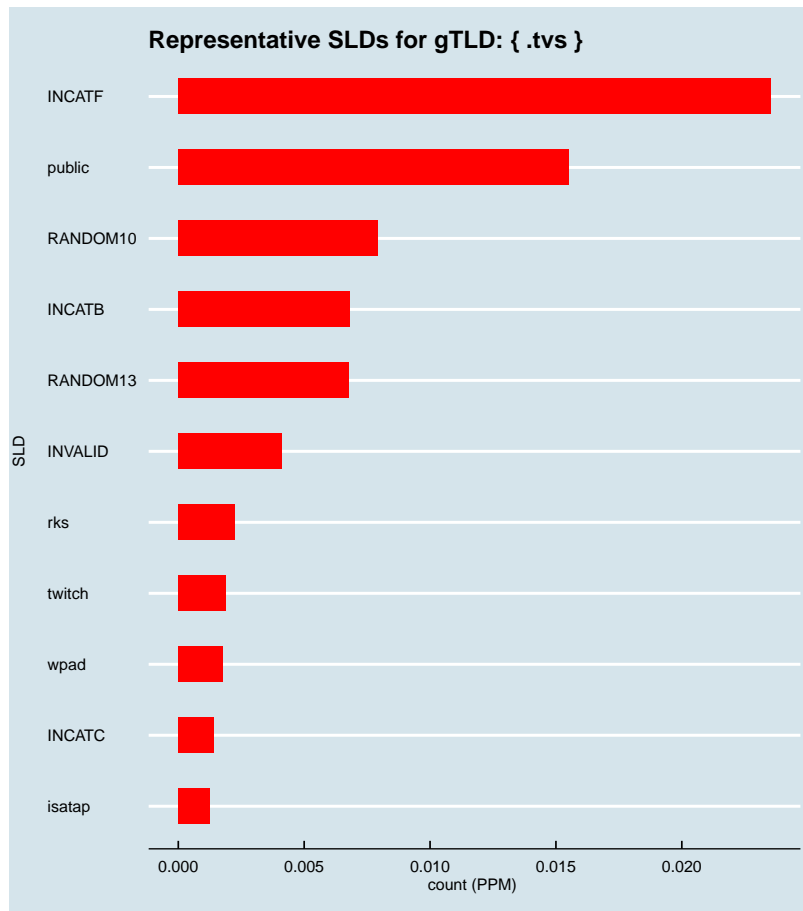


Figure 2.1713: Representative SLDs for gTLD: { .tvs}. The x axis displays number of times (in parts per million) the corresponding SLD (y axis) was found in the gTLD.



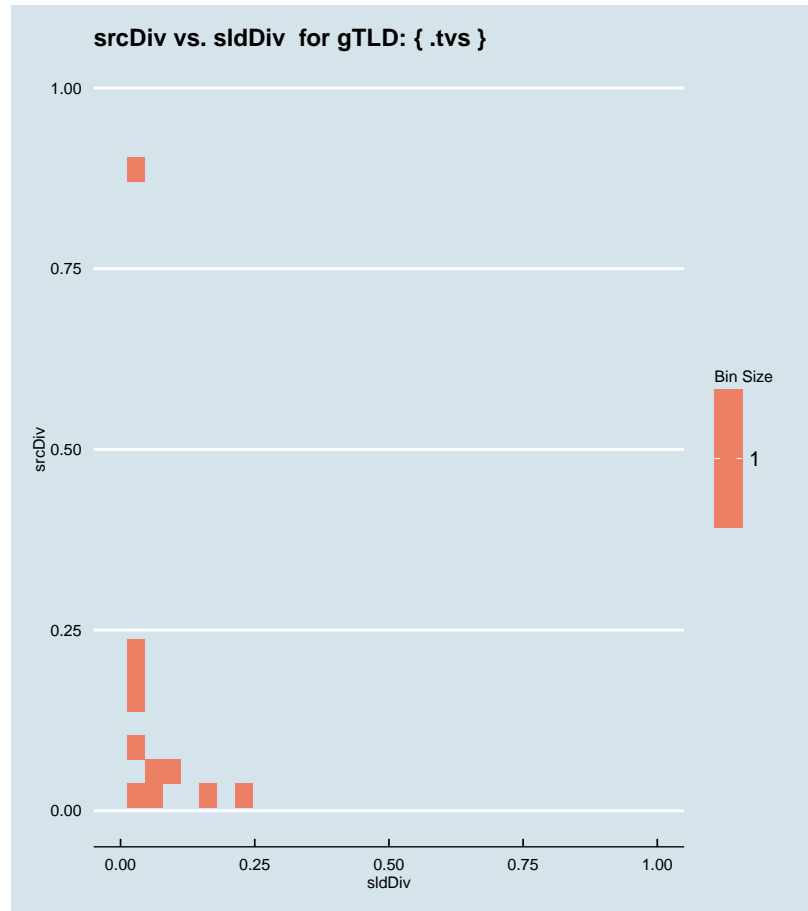


Figure 2.1714: Binned scatter-plot of srcDiv and sldDiv for gTLD: { .tvs }.

### ∴ 2.1181 Representative SLDs for gTLD: { .ubank }

In this section, we collect representative SLDs related to gTLD: 'ubank'. We found 0 unique SLDs after filtering. A total of 0 records were considered representative and they are 0.000% of the gTLD dump. Since the total number of records for this gTLD is 0, there are 0 non-representative records (NRep). In addition, this set comprises 0E0 of the entire data-set.

► { .ubank }  
Total SLDs: 0  
a-sldDiv: 0.000%  
a-oR: 0.000%  
NRep: 0

### ∴ 2.1182 Representative SLDs for gTLD: { .ubs }

In this section, we collect representative SLDs related to gTLD: 'ubs'. We found 3

► { .ubs }  
Total SLDs: 3  
a-sldDiv: 54.968%  
a-oR: 0.000%  
NRep: 0

unique SLDs after filtering. A total of 7181 records were considered representative and they are 54.968% of the gTLD dump. Since the total number of records for this gTLD is 7181, there are 0 non-representative records (NRep). In addition, this set comprises  $2.94E-6$  of the entire data-set. Table 2.858 shows the corresponding SLDs ordered by the level of importance. Figure 2.1715 shows the record count (PPM) for each representative SLD. Figure 2.1716 shows the binned scatter-plot of srcDiv and sldDiv.

Individual SLD descriptors for gTLD: {ubs}										
SLD	count	sldDiv	$\phi$ -sldDiv	ipcount	srcDiv	$\phi$ -srcDiv	oR	a-srcDiv	a-oR	rem
INCATB	0.004	0.292	1.000	$2.23E-4$	0.058	0.008	$1.56E-6$	0.292	$1.56E-6$	3365
INCATF	0.002	0.137	1.000	$1.81E-4$	0.101	0.017	$7.34E-7$	0.429	$2.3E-6$	1575
INCATC	0.002	0.121	1.000	$1.98E-4$	0.126	0.024	$6.45E-7$	0.550	$2.94E-6$	0

Table 2.858: Top 3 most significant SLDs for gTLD 'ubs'. The SLD list holds 54.968% of the entries found in the gTLD and  $2.94E-6$  of the total number of entries for the entire experiment. **count** represents the number of records found for the SLD (in parts per million). **sldDiv** is the raw count divided by the number of records of this gTLD dump file. **oR** is the ratio of raw count to the total number of records of the experiment.  **$\phi$ -sldDiv** represents the  $\phi$  percentile of sldDiv on the entire data-set. **a-srcDiv** is the cumulative srcDiv variable. **a-oR** is the cumulative oR.

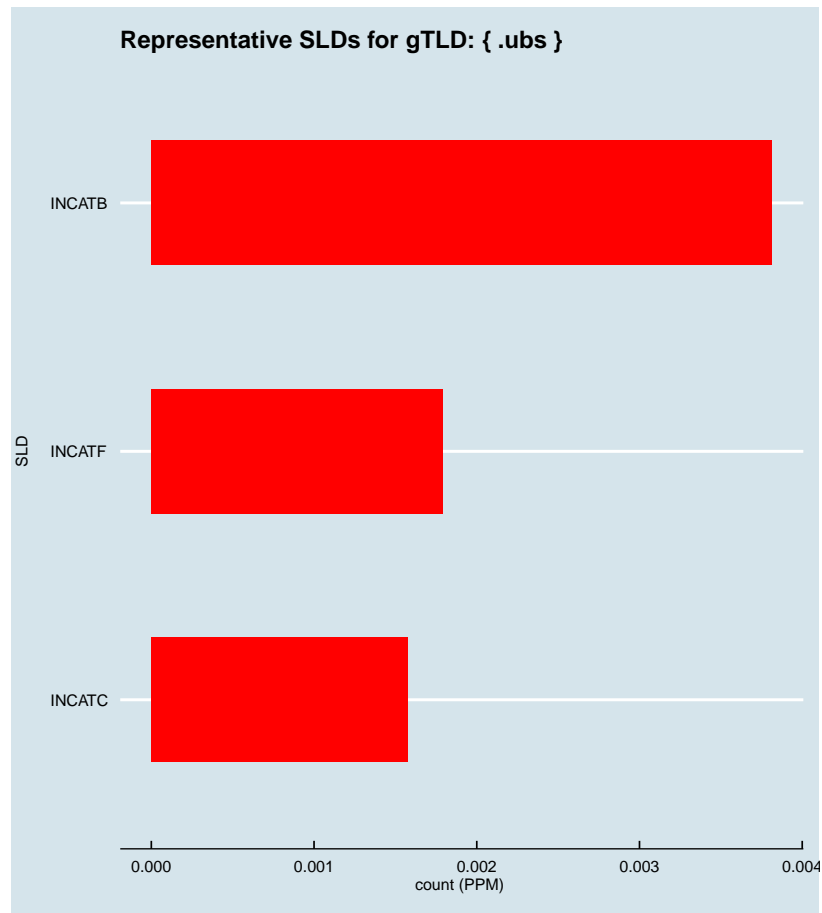


Figure 2.1715: Representative SLDs for gTLD: { .ubs}. The  $x$  axis displays number of times (in parts per million) the corresponding SLD ( $y$  axis) was found in the gTLD.

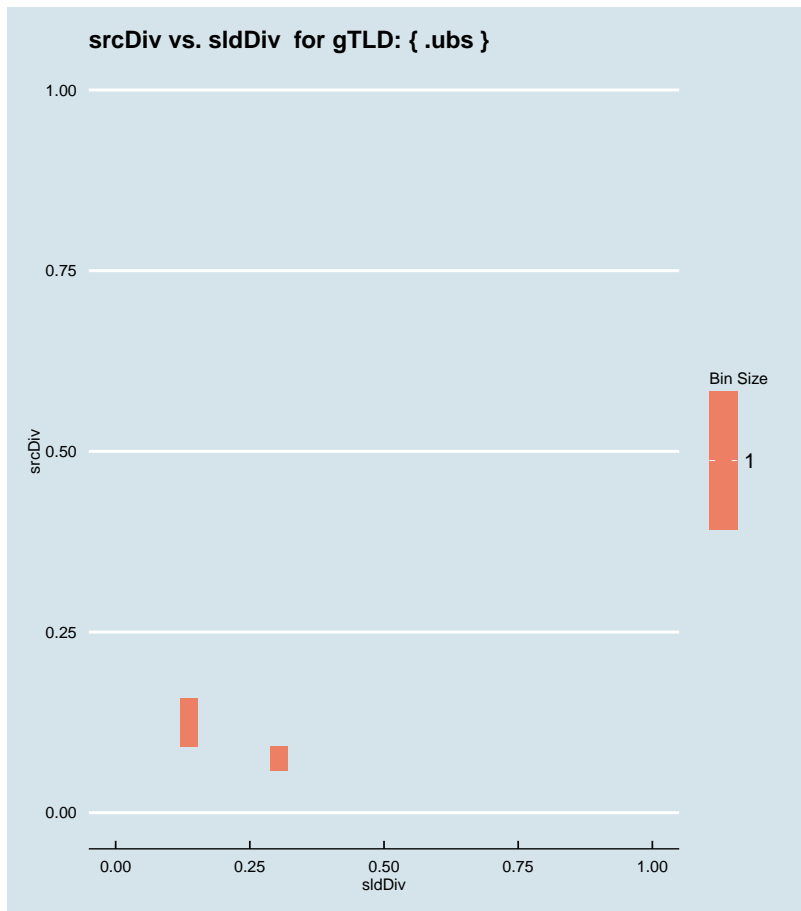


Figure 2.1716: Binned scatter-plot of srcDiv and sldDiv for gTLD: { .ubs }.

### ∴ 2.1183 Representative SLDs for gTLD: { .uconnect }

In this section, we collect representative SLDs related to gTLD: 'uconnect'. We found 0 unique SLDs after filtering. A total of 0 records were considered representative and they are 0.000% of the gTLD dump. Since the total number of records for this gTLD is 0, there are 0 non-representative records (NRep). In addition, this set comprises 0E0 of the entire data-set.

► { .uconnect }  
 Total SLDs: 0  
 a-sldDiv: 0.000%  
 a-oR: 0.000%  
 NRep: 0

### ∴ 2.1184 Representative SLDs for gTLD: { .uk }

In this section, we collect representative SLDs related to gTLD: 'uk'. We found 11

► { .uk }  
 Total SLDs: 11  
 a-sldDiv: 99.968%  
 a-oR: 11.756%  
 NRep: 79640

unique SLDs after filtering. A total of 286857017 records were considered representative and they are 99.968% of the gTLD dump. Since the total number of records for this gTLD is 286936657, there are 79640 non-representative records (NRep). In addition, this set comprises 0.118 of the entire data-set. Table 2.859 shows the corresponding SLDs ordered by the level of importance. Figure 2.1717 shows the record count (PPM) for each representative SLD. Figure 2.1718 shows the binned scatter-plot of srcDiv and sldDiv.

Individual SLD descriptors for gTLD: {uk}										
SLD	count	sldDiv	$\phi$ -sldDiv	ipcount	srcDiv	$\phi$ -srcDiv	oR	a-srcDiv	a-oR	rem
INCATB	266.692	0.929	1.000	3.188	0.012	6.61E-4	0.109	0.929	0.109	20244211
nic	17.382	0.061	1.000	0.561	0.032	0.003	0.007	0.990	0.116	2862384
nhs	0.982	0.003	0.998	0.027	0.027	0.002	4.02E-4	0.993	0.117	1880353
plc	0.436	0.002	0.997	0.030	0.070	0.010	1.79E-4	0.995	0.117	1444290
sch	0.421	0.001	0.997	0.022	0.052	0.006	1.72E-4	0.996	0.117	1023401
INCATD	0.336	0.001	0.997	0.038	0.114	0.021	1.38E-4	0.998	0.117	687104
INCATC	0.247	8.61E-4	0.996	0.038	0.153	0.031	1.01E-4	0.998	0.117	440132
mod	0.201	7.01E-4	0.995	0.030	0.149	0.030	8.24E-5	0.999	0.117	239124
SHORTSLD	0.079	2.74E-4	0.991	0.015	0.193	0.042	3.22E-5	0.999	0.118	160497
RANDOM10	0.044	1.54E-4	0.987	0.010	0.219	0.051	1.81E-5	1.000	0.118	116311
RANDOM13	0.037	1.28E-4	0.985	0.003	0.089	0.014	1.5E-5	1.000	0.118	79640

Table 2.859: Top 11 most significant SLDs for gTLD 'uk'. The SLD list holds 99.968% of the entries found in the gTLD and 0.118 of the total number of entries for the entire experiment. **count** represents the number of records found for the SLD (in parts per million). **sldDiv** is the raw count divided by the number of records of this gTLD dump file. **oR** is the ratio of raw count to the total number of records of the experiment.  **$\phi$ -sldDiv** represents the  $\phi$  percentile of sldDiv on the entire data-set. **a-srcDiv** is the cumulative srcDiv variable. **a-oR** is the cumulative oR.

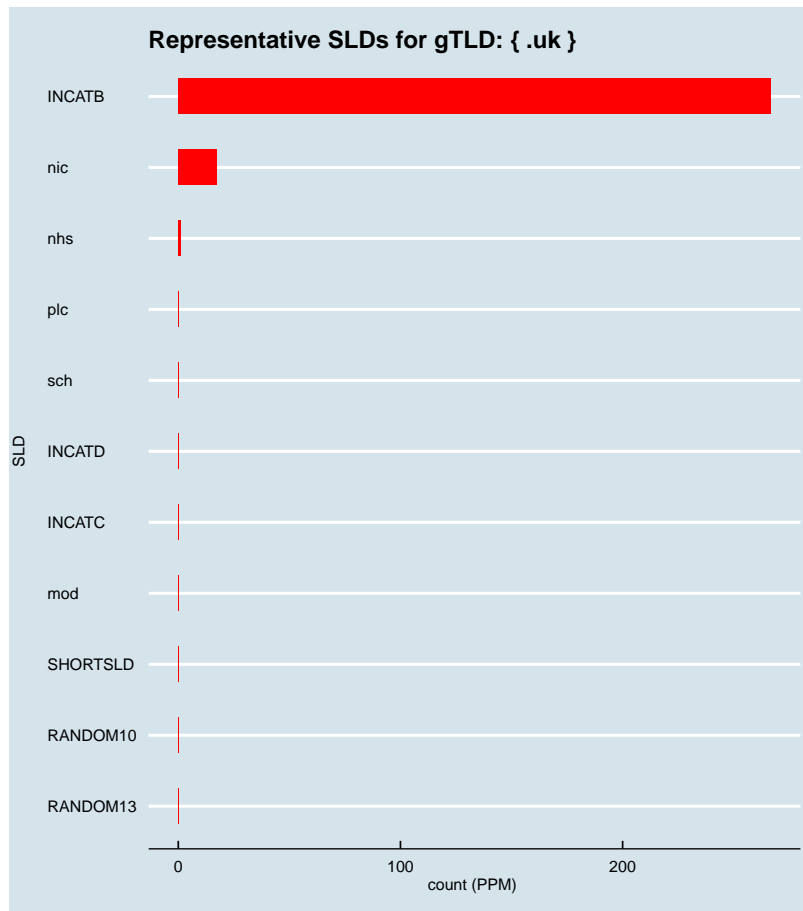


Figure 2.1717: Representative SLDs for gTLD: { .uk }. The x axis displays number of times (in parts per million) the corresponding SLD (y axis) was found in the gTLD.

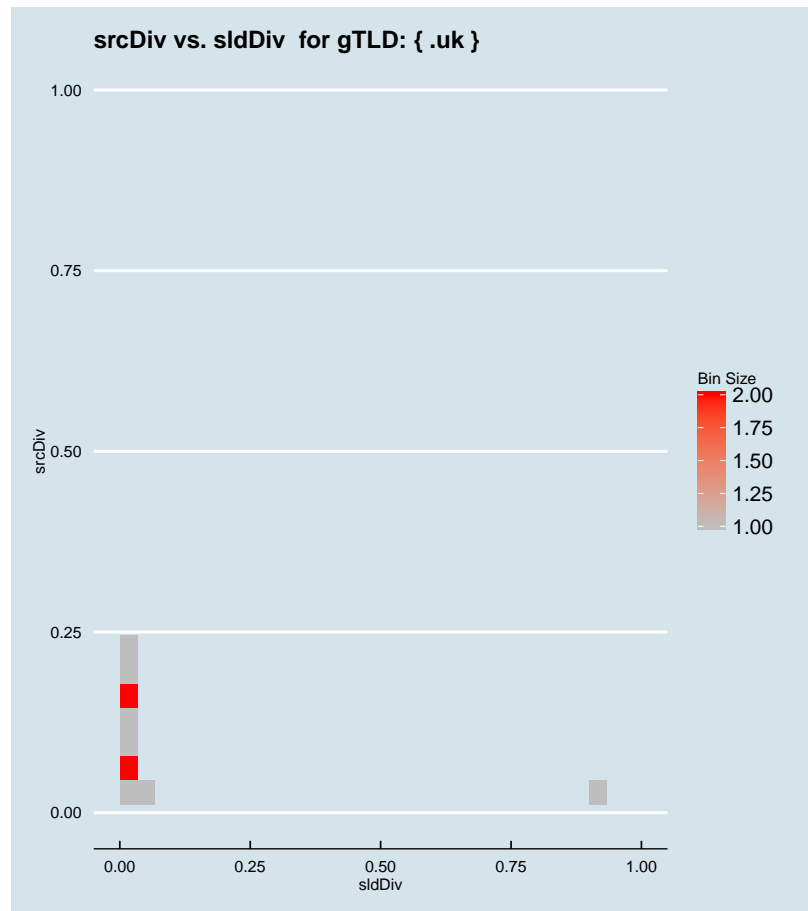


Figure 2.1718: Binned scatter-plot of srcDiv and sldDiv for gTLD: { .uk }.

### :: 2.1185 Representative SLDs for gTLD: { .ultrabook }

In this section, we collect representative SLDs related to gTLD: 'ultrabook'. We found 0 unique SLDs after filtering. A total of 0 records were considered representative and they are 0.000% of the gTLD dump. Since the total number of records for this gTLD is 0, there are 0 non-representative records (NRep). In addition, this set comprises 0E0 of the entire data-set.

► { .ultrabook }  
Total SLDs: 0  
a-sldDiv: 0.000%  
a-oR: 0.000%  
NRep: 0

### :: 2.1186 Representative SLDs for gTLD: { .ummah }

In this section, we collect representative SLDs related to gTLD: 'ummah'. We found 0

► { .ummah }  
Total SLDs: 0  
a-sldDiv: 0.000%  
a-oR: 0.000%  
NRep: 0



unique SLDs after filtering. A total of 0 records were considered representative and they are 0.000% of the gTLD dump. Since the total number of records for this gTLD is 0, there are 0 non-representative records (NRep). In addition, this set comprises 0E0 of the entire data-set.

### :: 2.1187 Representative SLDs for gTLD: {unicom}

In this section, we collect representative SLDs related to gTLD: 'unicom'. We found 7 unique SLDs after filtering. A total of 34623 records were considered representative and they are 80.635% of the gTLD dump. Since the total number of records for this gTLD is 34623, there are 0 non-representative records (NRep). In addition, this set comprises 1.42E-5 of the entire data-set. Table 2.860 shows the corresponding SLDs ordered by the level of importance. Figure 2.1719 shows the record count (PPM) for each representative SLD. Figure 2.1720 shows the binned scatter-plot of srcDiv and sldDiv.

► {unicom}  
 Total SLDs: 7  
 a-sldDiv: 80.635%  
 a-oR: 0.001%  
 NRep: 0

Individual SLD descriptors for gTLD: {unicom}										
SLD	count	sldDiv	$\phi$ -sldDiv	ipcount	srcDiv	$\phi$ -srcDiv	oR	a-srcDiv	a-oR	rem
INCATB	0.016	0.363	1.000	5.76E-4	0.037	0.004	6.38E-6	0.363	6.38E-6	19057
RANDOM10	0.007	0.169	1.000	2.74E-4	0.038	0.004	2.98E-6	0.532	9.36E-6	11791
SHORTSLD	0.004	0.085	1.000	3.51E-4	0.096	0.016	1.49E-6	0.617	1.09E-5	8146
INVALID	0.003	0.062	1.000	1.89E-4	0.071	0.010	1.1E-6	0.679	1.19E-5	5471
isatap	0.002	0.057	1.000	5.86E-4	0.238	0.056	1.01E-6	0.736	1.3E-5	3009
INCATF	0.002	0.038	1.000	6.2E-5	0.038	0.004	6.7E-7	0.774	1.36E-5	1374
wpad	0.001	0.032	1.000	2.57E-4	0.187	0.041	5.63E-7	0.806	1.42E-5	0

Table 2.860: Top 7 most significant SLDs for gTLD 'unicom'. The SLD list holds 80.635% of the entries found in the gTLD and 1.42E-5 of the total number of entries for the entire experiment. **count** represents the number of records found for the SLD (in parts per million). **sldDiv** is the raw count divided by the number of records of this gTLD dump file. **oR** is the ratio of raw count to the total number of records of the experiment.  **$\phi$ -sldDiv** represents the  $\phi$  percentile of sldDiv on the entire data-set. **a-srcDiv** is the cumulative srcDiv variable. **a-oR** is the cumulative oR.



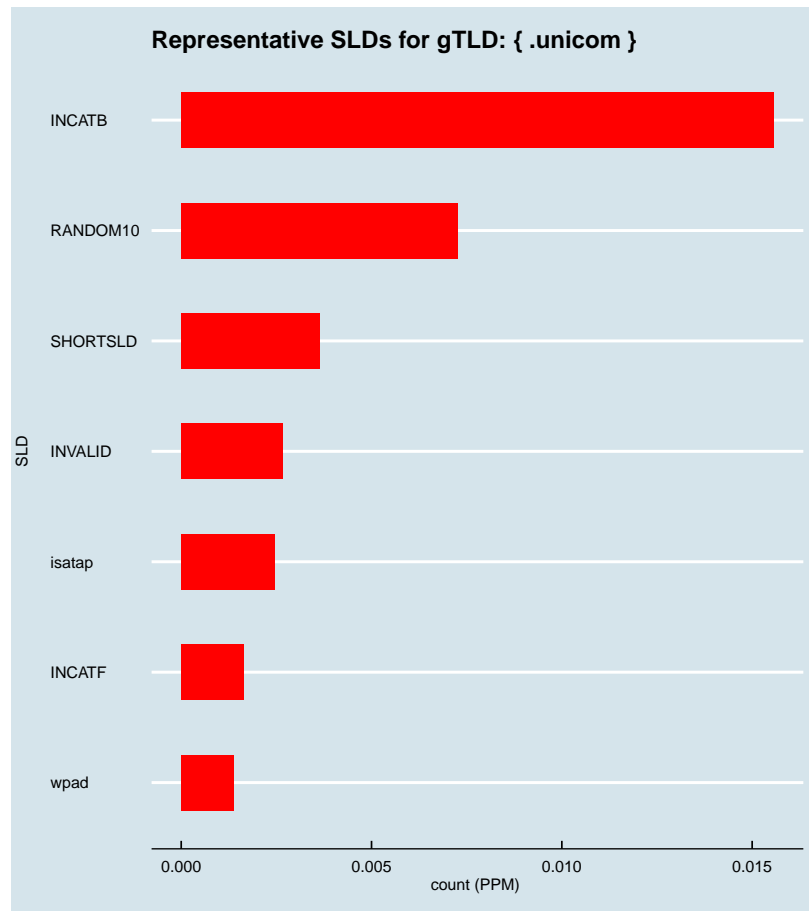


Figure 2.1719: Representative SLDs for gTLD: { .unicom }. The x axis displays number of times (in parts per million) the corresponding SLD (y axis) was found in the gTLD.

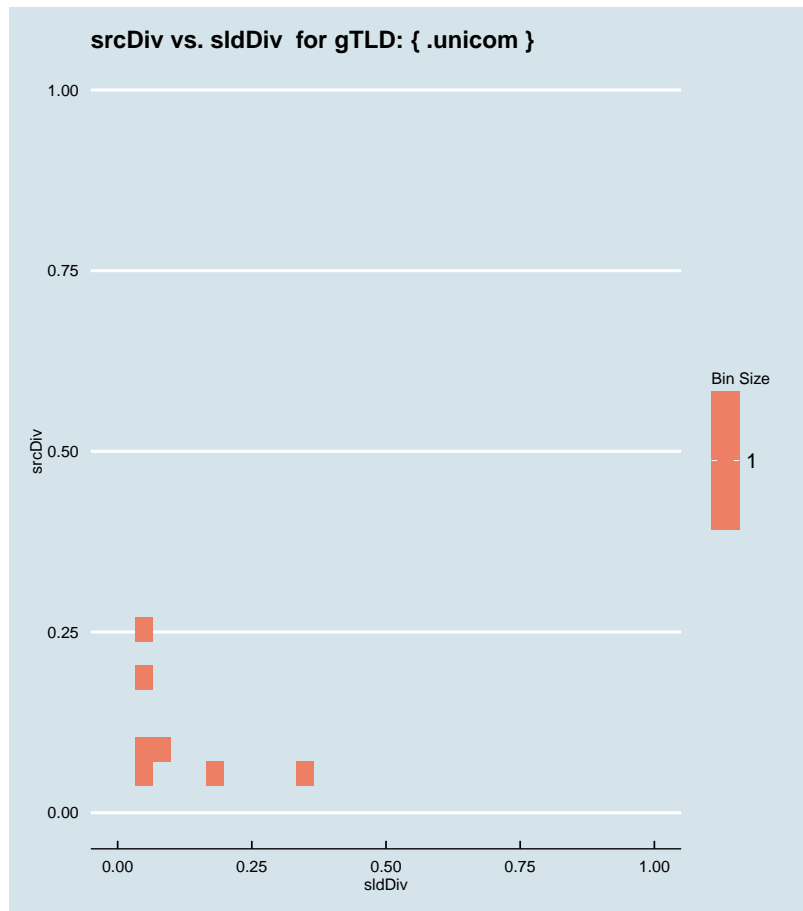


Figure 2.1720: Binned scatter-plot of srcDiv and sldDiv for gTLD: { .unicom }.

### :: 2.1188 Representative SLDs for gTLD: { .unicorn }

In this section, we collect representative SLDs related to gTLD: 'unicorn'. We found 13 unique SLDs after filtering. A total of 690408 records were considered representative and they are 88.727% of the gTLD dump. Since the total number of records for this gTLD is 690408, there are 0 non-representative records (NRep). In addition, this set comprises  $2.83E-4$  of the entire data-set. Table 2.861 shows the corresponding SLDs ordered by the level of importance. Figure 2.1721 shows the record count (PPM) for each representative SLD. Figure 2.1722 shows the binned scatter-plot of srcDiv and sldDiv.

► { .unicorn }  
 Total SLDs: 13  
 a-sldDiv: 88.727%  
 a-oR: 0.028%  
 NRep: 0

Individual SLD descriptors for gTLD: {.unicorn}										
SLD	count	sldDiv	$\phi$ -sldDiv	ipcount	srcDiv	$\phi$ -srcDiv	oR	a-srcDiv	a-oR	rem
INCATB	0.459	0.590	1.000	0.002	0.004	1.62E-4	1.88E-4	0.590	1.88E-4	231016
INVALID	0.097	0.124	1.000	0.002	0.022	0.002	3.96E-5	0.715	2.28E-4	134329
RANDOM10	0.077	0.099	1.000	0.002	0.028	0.002	3.15E-5	0.813	2.59E-4	57566
wpad	0.017	0.021	0.999	0.002	0.126	0.024	6.81E-6	0.835	2.66E-4	40957
isatap	0.017	0.021	0.999	0.002	0.146	0.030	6.79E-6	0.856	2.73E-4	24391
SHORTSLD	0.007	0.009	0.999	6.84E-4	0.102	0.018	2.75E-6	0.865	2.76E-4	17681
RANDOM13	0.005	0.006	0.999	8.15E-4	0.174	0.038	1.92E-6	0.871	2.78E-4	12990
INCATC	0.004	0.005	0.999	6.61E-4	0.175	0.038	1.55E-6	0.875	2.79E-4	9206
INCATD	0.002	0.003	0.998	5.77E-4	0.237	0.056	1E-6	0.879	2.8E-4	6767
user-pc	0.002	0.003	0.998	5.31E-4	0.252	0.065	8.63E-7	0.881	2.81E-4	4662
mycom	0.002	0.002	0.998	4.35E-4	0.226	0.053	7.88E-7	0.884	2.82E-4	2739
http	0.001	0.002	0.998	5.44E-4	0.381	0.105	5.85E-7	0.886	2.82E-4	1312
nethttp	0.001	0.002	0.997	3.59E-4	0.274	0.070	5.38E-7	0.887	2.83E-4	0

Table 2.861: Top 13 most significant SLDs for gTLD 'unicorn'. The SLD list holds 88.727% of the entries found in the gTLD and 2.83E-4 of the total number of entries for the entire experiment. **count** represents the number of records found for the SLD (in parts per million). **sldDiv** is the raw count divided by the number of records of this gTLD dump file. **oR** is the ratio of raw count to the total number of records of the experiment.  $\phi$ -**sldDiv** represents the  $\phi$  percentile of sldDiv on the entire data-set. **a-srcDiv** is the cumulative srcDiv variable. **a-oR** is the cumulative oR.

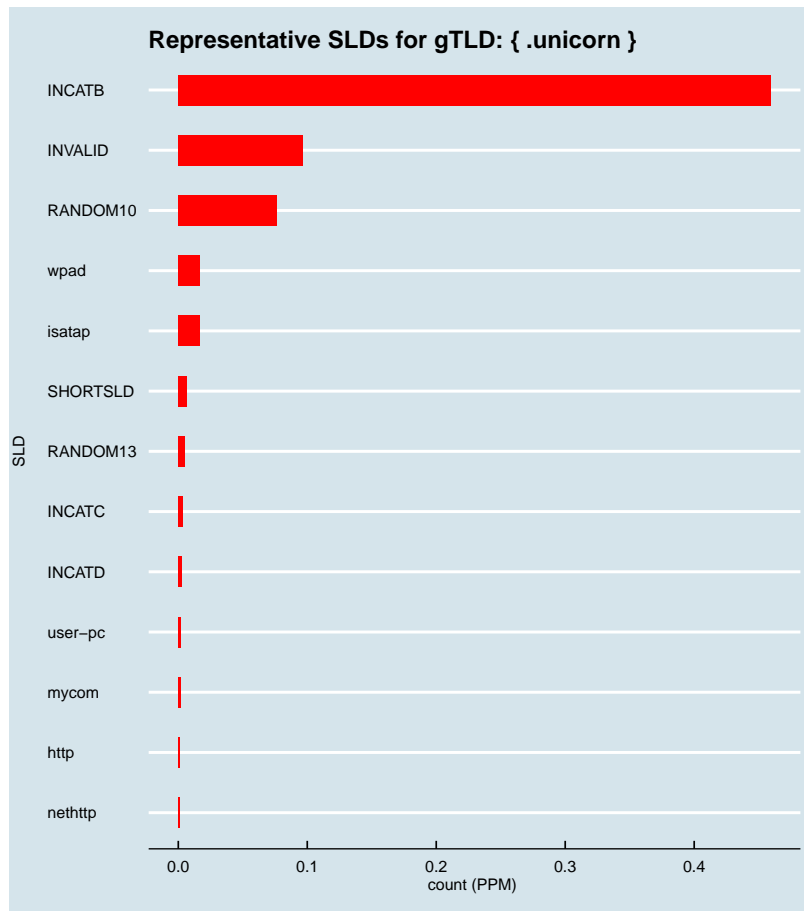


Figure 2.1721: Representative SLDs for gTLD: { .unicorn }. The x axis displays number of times (in parts per million) the corresponding SLD (y axis) was found in the gTLD.

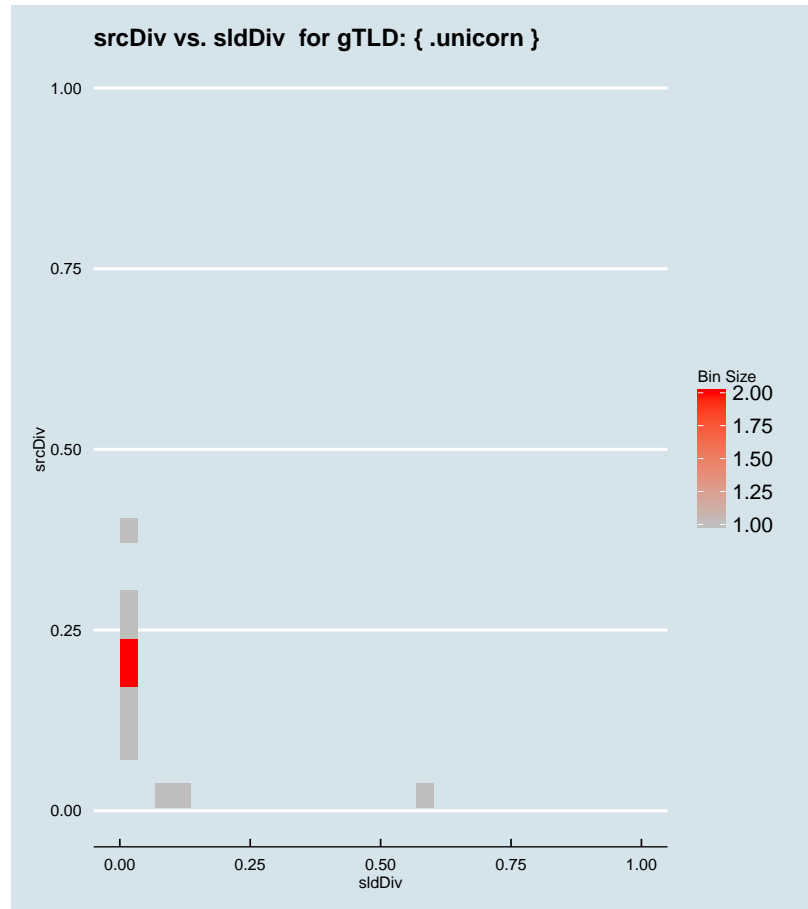


Figure 2.1722: Binned scatter-plot of srcDiv and sldDiv for gTLD: { .unicorn }.

### :: 2.1189 Representative SLDs for gTLD: { .university }

In this section, we collect representative SLDs related to gTLD: 'university'. We found 7 unique SLDs after filtering. A total of 31664 records were considered representative and they are 70.413% of the gTLD dump. Since the total number of records for this gTLD is 31664, there are 0 non-representative records (NRep). In addition, this set comprises 1.3E-5 of the entire data-set. Table 2.862 shows the corresponding SLDs ordered by the level of importance. Figure 2.1723 shows the record count (PPM) for each representative SLD. Figure 2.1724 shows the binned scatter-plot of srcDiv and sldDiv.

► { .university }  
Total SLDs: 7  
a-sldDiv: 70.413%  
a-oR: 0.001%  
NRep: 0

Individual SLD descriptors for gTLD: {university}										
SLD	count	sldDiv	$\phi$ -sldDiv	ipcount	srcDiv	$\phi$ -srcDiv	oR	a-srcDiv	a-oR	rem
INCATF	0.007	0.159	1.000	8.71E-4	0.122	0.022	2.93E-6	0.159	2.93E-6	24506
linnaeus	0.006	0.134	1.000	5.69E-4	0.094	0.016	2.48E-6	0.294	5.41E-6	18463
INVALID	0.006	0.122	1.000	9.12E-4	0.166	0.034	2.25E-6	0.416	7.66E-6	12963
RANDOM13	0.005	0.109	1.000	3.43E-4	0.070	0.010	2.01E-6	0.525	9.67E-6	8065
RANDOM10	0.004	0.097	1.000	8.84E-4	0.202	0.048	1.79E-6	0.622	1.15E-5	3689
INCATB	0.002	0.046	1.000	8.18E-4	0.394	0.107	8.51E-7	0.668	1.23E-5	1612
hawzeh	0.002	0.036	1.000	7.5E-5	0.047	0.005	6.61E-7	0.704	1.3E-5	0

Table 2.862: Top 7 most significant SLDs for gTLD 'university'. The SLD list holds 70.413% of the entries found in the gTLD and 1.3E-5 of the total number of entries for the entire experiment. **count** represents the number of records found for the SLD (in parts per million). **sldDiv** is the raw count divided by the number of records of this gTLD dump file. **oR** is the ratio of raw count to the total number of records of the experiment.  $\phi$ -**sldDiv** represents the  $\phi$  percentile of sldDiv on the entire data-set. **a-srcDiv** is the cumulative srcDiv variable. **a-oR** is the cumulative oR.

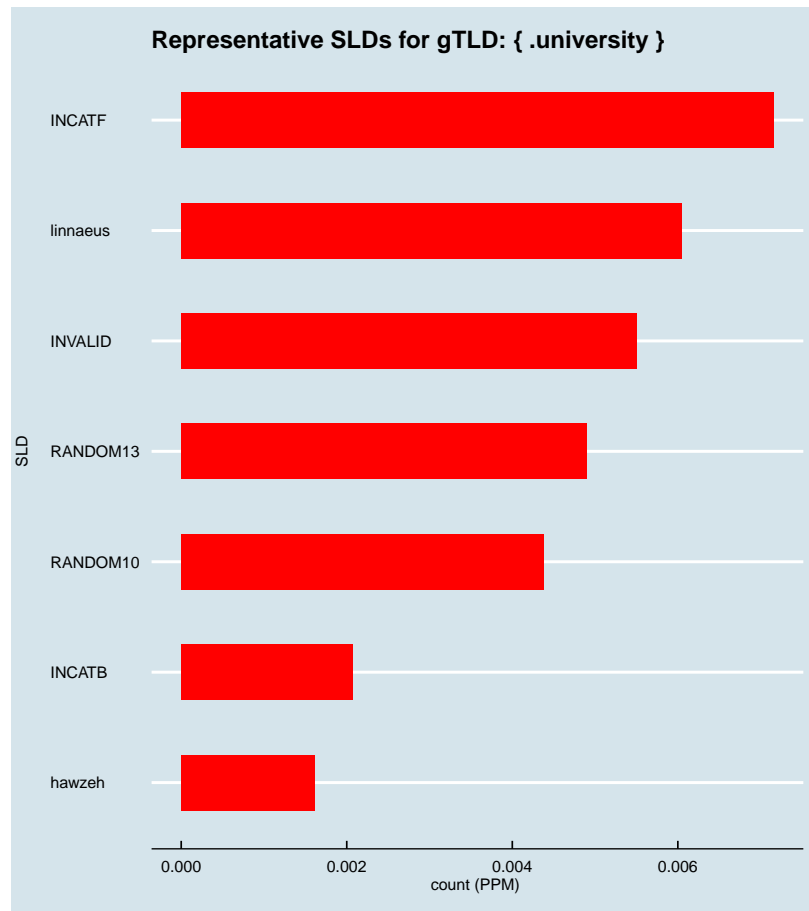


Figure 2.1723: Representative SLDs for gTLD: { .university}. The x axis displays number of times (in parts per million) the corresponding SLD (y axis) was found in the gTLD.

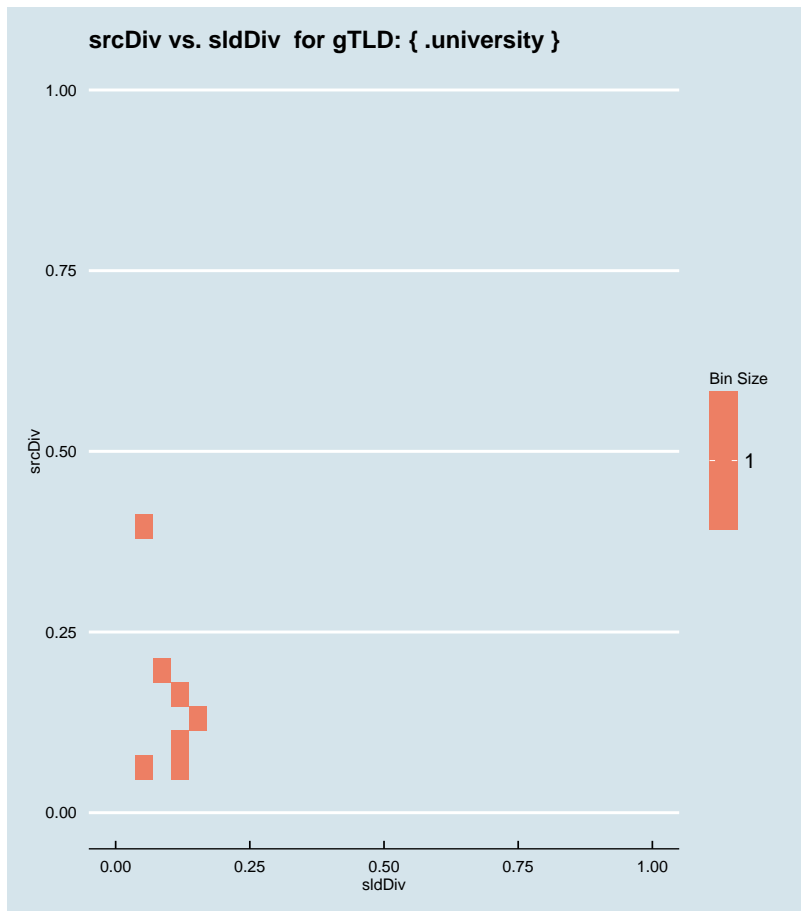


Figure 2.1724: Binned scatter-plot of srcDiv and sldDiv for gTLD: { .university }.

### :: 2.1190 Representative SLDs for gTLD: { .uno }

In this section, we collect representative SLDs related to gTLD: 'uno'. We found 10 unique SLDs after filtering. A total of 72905 records were considered representative and they are 85.929% of the gTLD dump. Since the total number of records for this gTLD is 72905, there are 0 non-representative records (NRep). In addition, this set comprises  $2.99E-5$  of the entire data-set. Table 2.863 shows the corresponding SLDs ordered by the level of importance. Figure 2.1725 shows the record count (PPM) for each representative SLD. Figure 2.1726 shows the binned scatter-plot of srcDiv and sldDiv.

► { .uno }  
 Total SLDs: 10  
 a-sldDiv: 85.929%  
 a-oR: 0.003%  
 NRep: 0



Individual SLD descriptors for gTLD: {.uno}										
SLD	count	sldDiv	$\phi$ -sldDiv	ipcount	srcDiv	$\phi$ -srcDiv	oR	a-srcDiv	a-oR	rem
grupo	0.019	0.219	1.000	8.61E-4	0.046	0.005	7.62E-6	0.219	7.62E-6	54314
INCATC	0.017	0.200	1.000	0.002	0.096	0.016	6.96E-6	0.419	1.46E-5	37326
carlos	0.013	0.149	1.000	1.21E-4	0.010	4.69E-4	5.16E-6	0.568	1.97E-5	24723
INCATB	0.008	0.098	1.000	6.55E-4	0.079	0.012	3.4E-6	0.666	2.31E-5	16435
RANDOM13	0.004	0.053	1.000	6.89E-4	0.154	0.031	1.84E-6	0.718	2.5E-5	11955
RANDOM10	0.004	0.051	1.000	4.32E-4	0.100	0.017	1.77E-6	0.769	2.67E-5	7648
INCATF	0.003	0.029	1.000	4.25E-4	0.170	0.037	1.03E-6	0.799	2.78E-5	5146
INVALID	0.002	0.025	0.999	4.28E-4	0.202	0.048	8.67E-7	0.824	2.86E-5	3031
wpad	0.002	0.018	0.999	4.22E-4	0.271	0.068	6.39E-7	0.842	2.93E-5	1472
SHORTSLD	0.001	0.017	0.999	5.27E-4	0.358	0.099	6.03E-7	0.859	2.99E-5	0

Table 2.863: Top 10 most significant SLDs for gTLD 'uno'. The SLD list holds 85.929% of the entries found in the gTLD and  $2.99E-5$  of the total number of entries for the entire experiment. **count** represents the number of records found for the SLD (in parts per million). **sldDiv** is the raw count divided by the number of records of this gTLD dump file. **oR** is the ratio of raw count to the total number of records of the experiment.  **$\phi$ -sldDiv** represents the  $\phi$  percentile of sldDiv on the entire data-set. **a-srcDiv** is the cumulative srcDiv variable. **a-oR** is the cumulative oR.

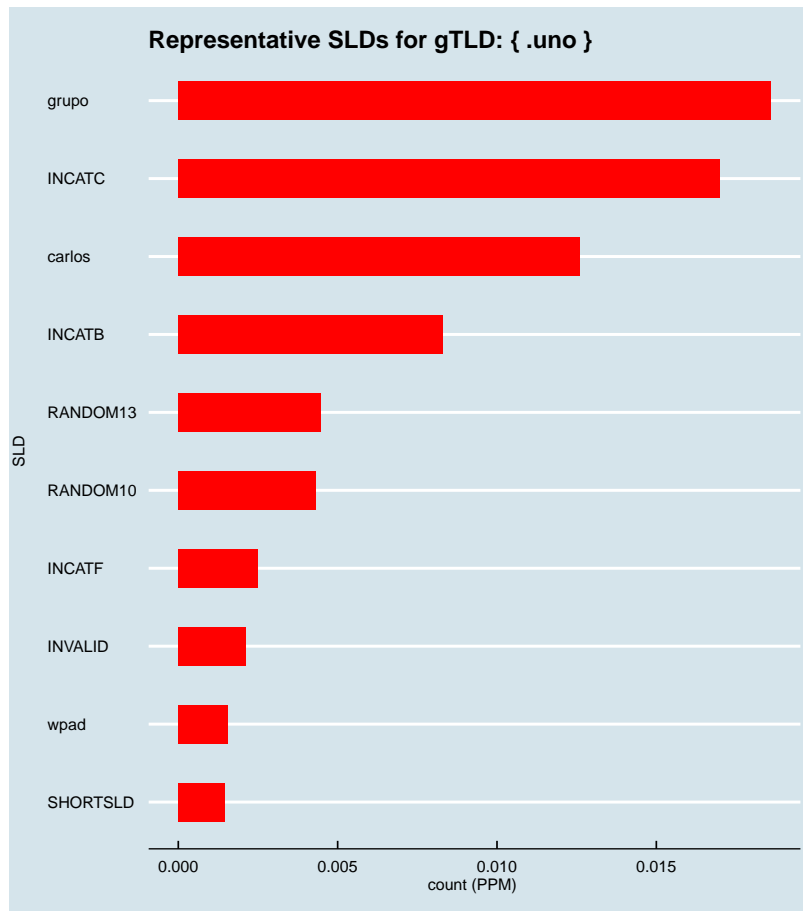


Figure 2.1725: Representative SLDs for gTLD: { .uno }. The *x* axis displays number of times (in parts per million) the corresponding SLD (*y* axis) was found in the gTLD.

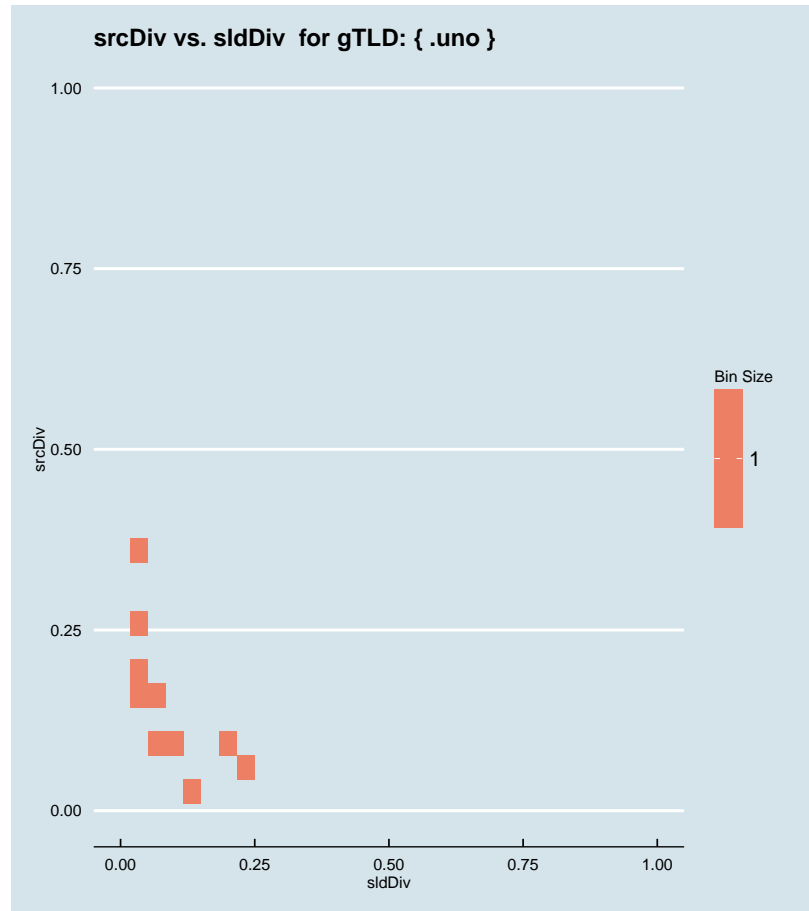


Figure 2.1726: Binned scatter-plot of srcDiv and sldDiv for gTLD: { .uno }.

### ∴ 2.1191 Representative SLDs for gTLD: { .uol }

In this section, we collect representative SLDs related to gTLD: 'uol'. We found 11 unique SLDs after filtering. A total of 68993 records were considered representative and they are 83.509% of the gTLD dump. Since the total number of records for this gTLD is 68993, there are 0 non-representative records (NRep). In addition, this set comprises 2.83E−5 of the entire data-set. Table 2.864 shows the corresponding SLDs ordered by the level of importance. Figure 2.1727 shows the record count (PPM) for each representative SLD. Figure 2.1728 shows the binned scatter-plot of srcDiv and sldDiv.

► { .uol }  
Total SLDs: 11  
a-sldDiv: 83.509%  
a-oR: 0.003%  
NRep: 0

Individual SLD descriptors for gTLD: {uol}										
SLD	count	sldDiv	$\phi$ -sldDiv	ipcount	srcDiv	$\phi$ -srcDiv	oR	a-srcDiv	a-oR	rem
luton	0.029	0.355	1.000	7.1E-5	0.002	6.97E-5	1.2E-5	0.355	1.2E-5	39658
INCATE	0.013	0.161	1.000	0.004	0.302	0.077	5.46E-6	0.516	1.75E-5	26332
INCATB	0.007	0.088	1.000	8.58E-4	0.118	0.022	2.97E-6	0.604	2.05E-5	19086
RANDOM10	0.007	0.081	1.000	7.54E-4	0.113	0.020	2.74E-6	0.685	2.32E-5	12400
RANDOM13	0.002	0.030	1.000	4.43E-4	0.181	0.039	1E-6	0.715	2.42E-5	9958
INVALID	0.002	0.029	0.999	1.87E-4	0.079	0.012	9.72E-7	0.743	2.52E-5	7586
bol	0.002	0.023	0.999	3.45E-4	0.182	0.040	7.77E-7	0.766	2.59E-5	5690
SHORTSLD	0.001	0.018	0.999	7.04E-4	0.472	0.128	6.12E-7	0.784	2.66E-5	4197
INCATC	0.001	0.018	0.999	6.16E-4	0.413	0.115	6.11E-7	0.802	2.72E-5	2707
wpad	0.001	0.017	0.999	1.75E-4	0.123	0.022	5.84E-7	0.820	2.77E-5	1282
isatap	0.001	0.016	0.999	2.22E-4	0.173	0.038	5.25E-7	0.835	2.83E-5	0

Table 2.864: Top 11 most significant SLDs for gTLD 'uol'. The SLD list holds 83.509% of the entries found in the gTLD and 2.83E-5 of the total number of entries for the entire experiment. **count** represents the number of records found for the SLD (in parts per million). **sldDiv** is the raw count divided by the number of records of this gTLD dump file. **oR** is the ratio of raw count to the total number of records of the experiment.  **$\phi$ -sldDiv** represents the  $\phi$  percentile of sldDiv on the entire data-set. **a-srcDiv** is the cumulative srcDiv variable. **a-oR** is the cumulative oR.

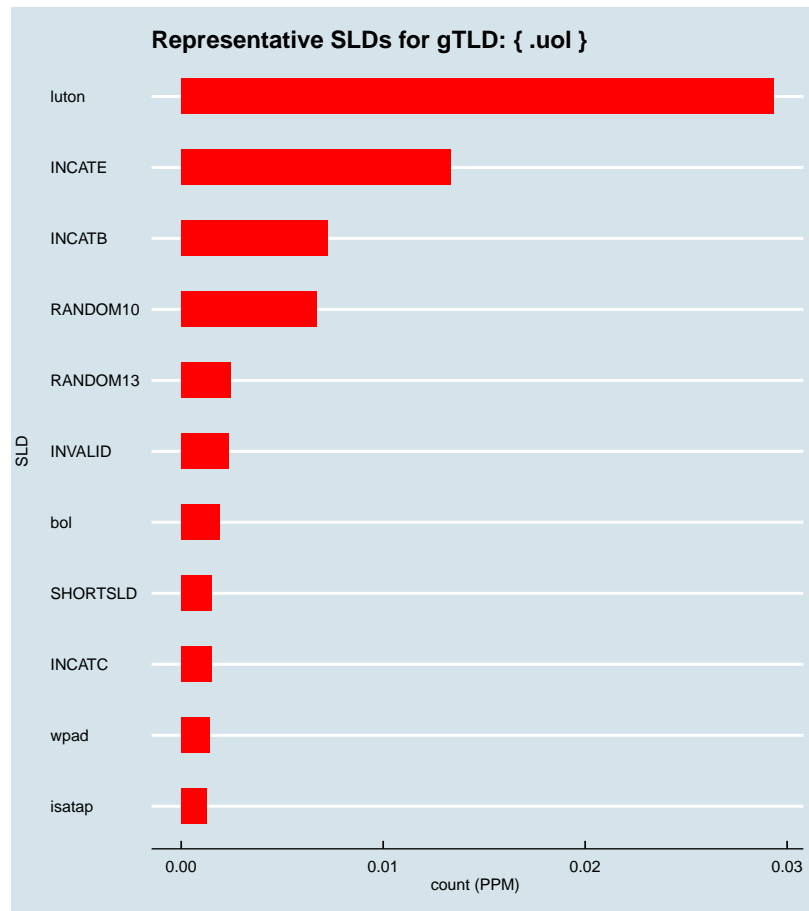


Figure 2.1727: Representative SLDs for gTLD: { .uol}. The  $x$  axis displays number of times (in parts per million) the corresponding SLD ( $y$  axis) was found in the gTLD.

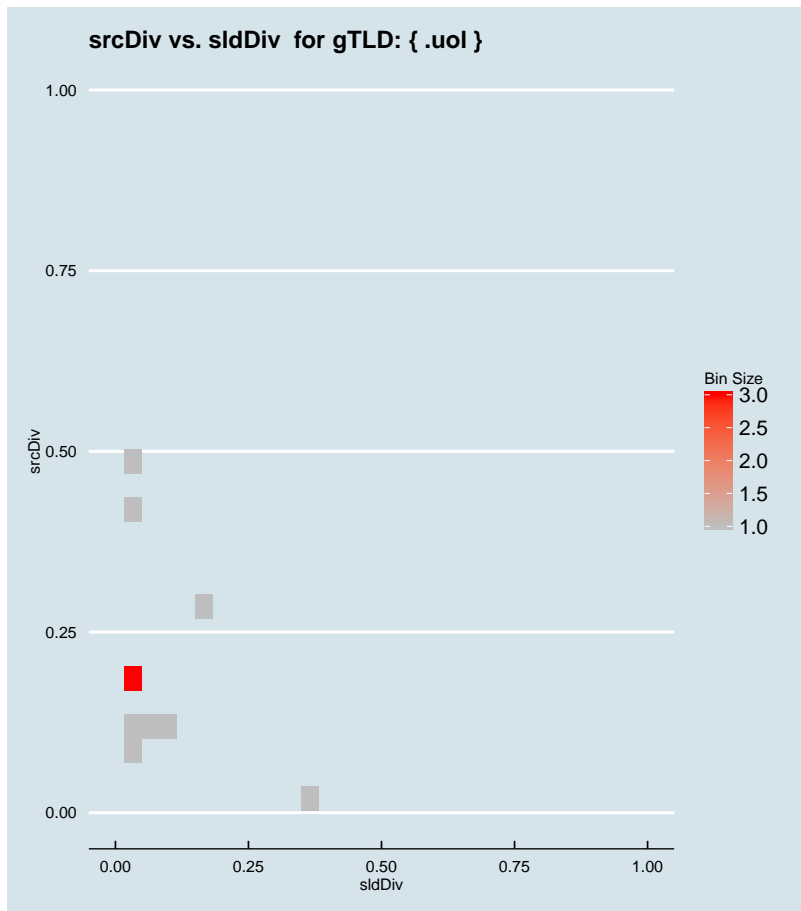


Figure 2.1728: Binned scatter-plot of srcDiv and sldDiv for gTLD: { .uol }.

### :: 2.1192 Representative SLDs for gTLD: { .ups }

In this section, we collect representative SLDs related to gTLD: 'ups'. We found 6 unique SLDs after filtering. A total of 20078 records were considered representative and they are 50.447% of the gTLD dump. Since the total number of records for this gTLD is 20078, there are 0 non-representative records (NRep). In addition, this set comprises 8.23E-6 of the entire data-set. Table 2.865 shows the corresponding SLDs ordered by the level of importance. Figure 2.1729 shows the record count (PPM) for each representative SLD. Figure 2.1730 shows the binned scatter-plot of srcDiv and sldDiv.

► { .ups }  
 Total SLDs: 6  
 a-sldDiv: 50.447%  
 a-oR: 0.001%  
 NRep: 0

Individual SLD descriptors for gTLD: {.ups}										
SLD	count	sldDiv	$\phi$ -sldDiv	ipcount	srcDiv	$\phi$ -srcDiv	oR	a-srcDiv	a-oR	rem
INCATE	0.006	0.157	1.000	0.004	0.656	0.208	2.57E-6	0.157	2.57E-6	13810
RANDOM10	0.005	0.115	1.000	3.03E-4	0.066	0.009	1.88E-6	0.273	4.45E-6	9222
RANDOM13	0.003	0.066	1.000	5.54E-4	0.210	0.049	1.08E-6	0.339	5.53E-6	6583
INVALID	0.003	0.063	1.000	1.55E-4	0.062	0.008	1.03E-6	0.402	6.56E-6	4072
SHORTSLD	0.002	0.058	1.000	8.44E-4	0.368	0.101	9.4E-7	0.460	7.5E-6	1778
INCATB	0.002	0.045	1.000	5.26E-4	0.296	0.076	7.29E-7	0.504	8.23E-6	0

Table 2.865: Top 6 most significant SLDs for gTLD 'ups'. The SLD list holds 50.447% of the entries found in the gTLD and 8.23E-6 of the total number of entries for the entire experiment. **count** represents the number of records found for the SLD (in parts per million). **sldDiv** is the raw count divided by the number of records of this gTLD dump file. **oR** is the ratio of raw count to the total number of records of the experiment.  **$\phi$ -sldDiv** represents the  $\phi$  percentile of sldDiv on the entire data-set. **a-srcDiv** is the cumulative srcDiv variable. **a-oR** is the cumulative oR.

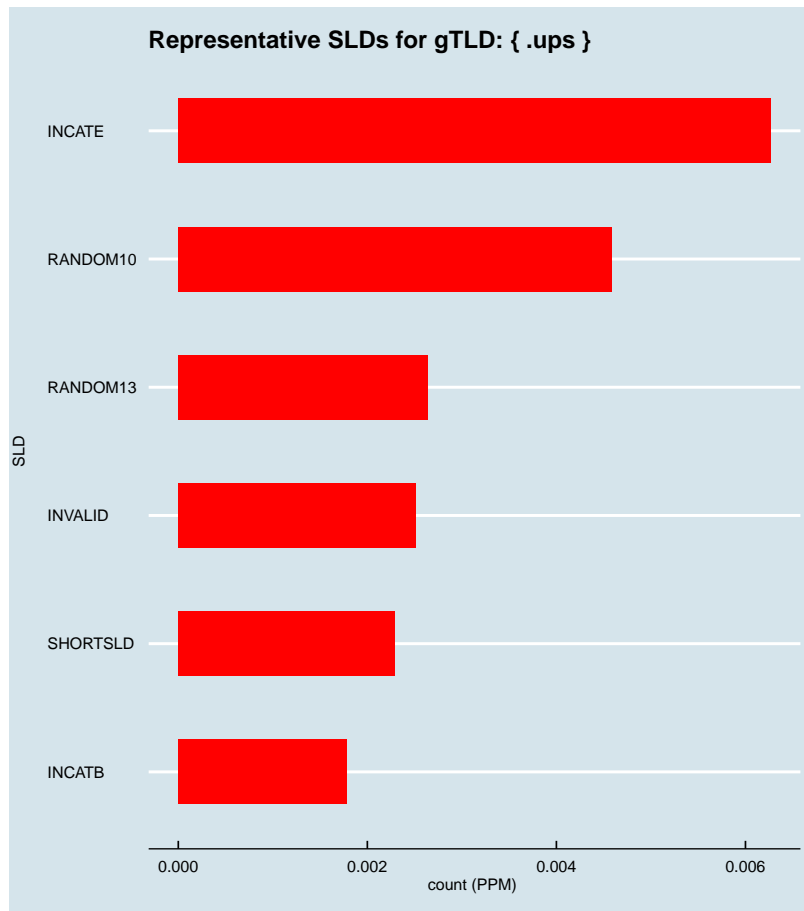


Figure 2.1729: Representative SLDs for gTLD: { .ups}. The x axis displays number of times (in parts per million) the corresponding SLD (y axis) was found in the gTLD.



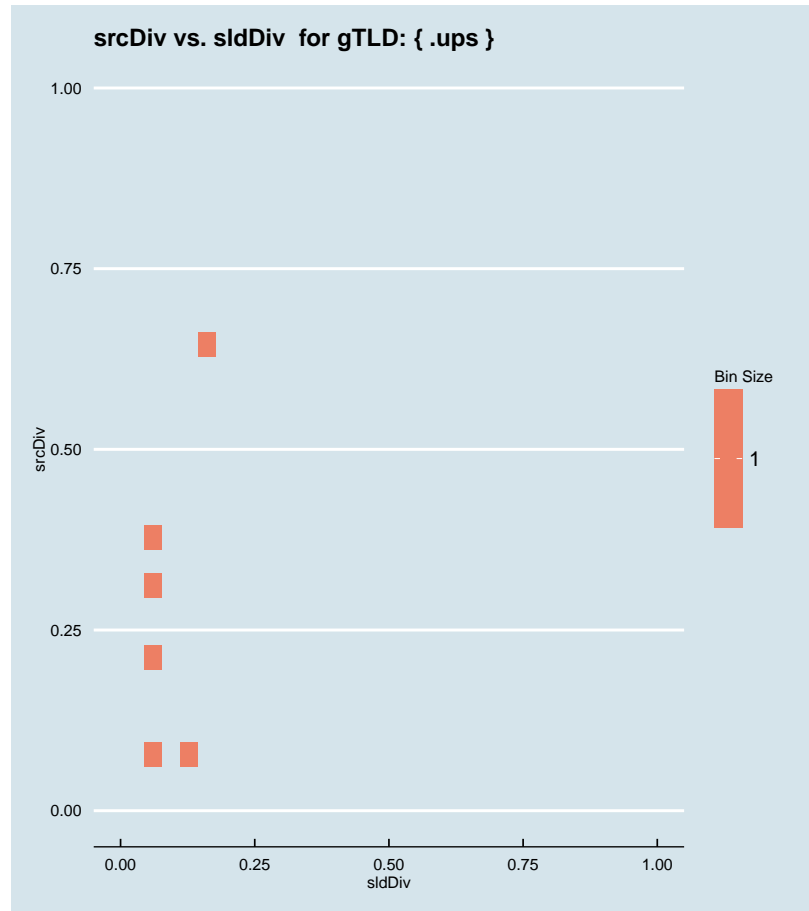


Figure 2.1730: Binned scatter-plot of srcDiv and sldDiv for gTLD: {.ups}.

### ∴ 2.1193 Representative SLDs for gTLD: {.vacations}

In this section, we collect representative SLDs related to gTLD: 'vacations'. We found 0 unique SLDs after filtering. A total of 0 records were considered representative and they are 0.000% of the gTLD dump. Since the total number of records for this gTLD is 0, there are 0 non-representative records (NRep). In addition, this set comprises 0E0 of the entire data-set.

► {.vacations}  
Total SLDs: 0  
a-sldDiv: 0.000%  
a-oR: 0.000%  
NRep: 0

### ∴ 2.1194 Representative SLDs for gTLD: {.vana}

In this section, we collect representative SLDs related to gTLD: 'vana'. We found 0

► {.vana}  
Total SLDs: 0  
a-sldDiv: 0.000%  
a-oR: 0.000%  
NRep: 0



unique SLDs after filtering. A total of 0 records were considered representative and they are 0.000% of the gTLD dump. Since the total number of records for this gTLD is 0, there are 0 non-representative records (NRep). In addition, this set comprises 0E0 of the entire data-set.

### :: 2.1195 Representative SLDs for gTLD: {vanguard}

In this section, we collect representative SLDs related to gTLD: 'vanguard'. We found 3 unique SLDs after filtering. A total of 5842 records were considered representative and they are 48.453% of the gTLD dump. Since the total number of records for this gTLD is 5842, there are 0 non-representative records (NRep). In addition, this set comprises 2.39E−6 of the entire data-set. Table 2.866 shows the corresponding SLDs ordered by the level of importance. Figure 2.1731 shows the record count (PPM) for each representative SLD. Figure 2.1732 shows the binned scatter-plot of srcDiv and sldDiv.

► {vanguard}  
 Total SLDs: 3  
 a-sldDiv: 48.453%  
 a-oR: 0.000%  
 NRep: 0

Individual SLD descriptors for gTLD: {vanguard}										
SLD	count	sldDiv	$\phi$ -sldDiv	ipcount	srcDiv	$\phi$ -srcDiv	oR	a-srcDiv	a-oR	rem
INCATF	0.003	0.210	1.000	7E−4	0.277	0.070	1.04E−6	0.210	1.04E−6	3314
RANDOM10	0.002	0.162	1.000	2.35E−4	0.120	0.022	8.02E−7	0.372	1.84E−6	1358
INCATE	0.001	0.113	1.000	8.37E−4	0.616	0.201	5.57E−7	0.485	2.39E−6	0

Table 2.866: Top 3 most significant SLDs for gTLD 'vanguard'. The SLD list holds 48.453% of the entries found in the gTLD and 2.39E−6 of the total number of entries for the entire experiment. **count** represents the number of records found for the SLD (in parts per million). **sldDiv** is the raw count divided by the number of records of this gTLD dump file. **oR** is the ratio of raw count to the total number of records of the experiment.  **$\phi$ -sldDiv** represents the  $\phi$  percentile of sldDiv on the entire data-set. **a-srcDiv** is the cumulative srcDiv variable. **a-oR** is the cumulative oR.

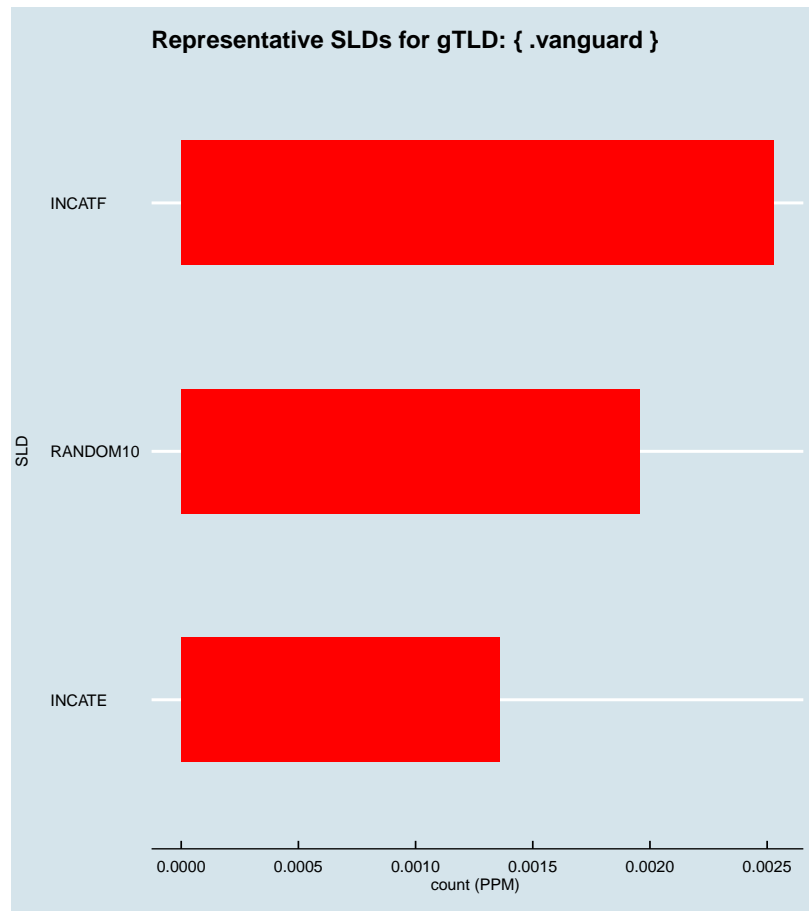


Figure 2.1731: Representative SLDs for gTLD: { .vanguard }. The x axis displays number of times (in parts per million) the corresponding SLD (y axis) was found in the gTLD.

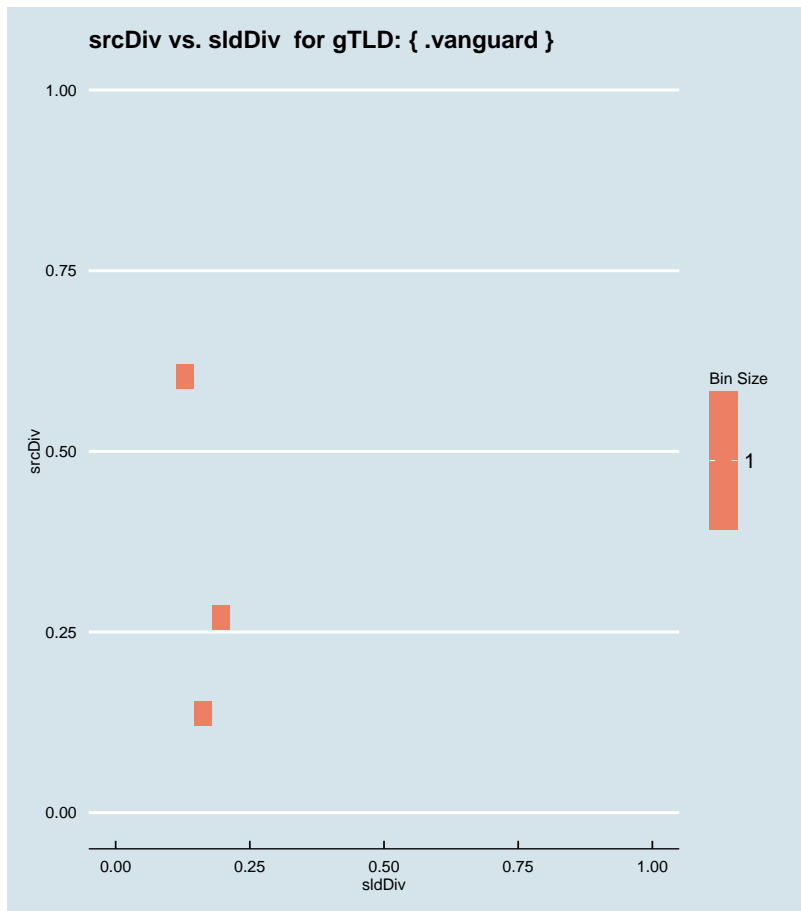


Figure 2.1732: Binned scatter-plot of srcDiv and sldDiv for gTLD: { .vanguard }.

∴ 2.1196 Representative SLDs for gTLD: { .vanish }

In this section, we collect representative SLDs related to gTLD: 'vanish'. We found 0 unique SLDs after filtering. A total of 0 records were considered representative and they are 0.000% of the gTLD dump. Since the total number of records for this gTLD is 0, there are 0 non-representative records (NRep). In addition, this set comprises 0E0 of the entire data-set.

► { .vanish }  
 Total SLDs: 0  
 a-sldDiv: 0.000%  
 a-oR: 0.000%  
 NRep: 0

∴ 2.1197 Representative SLDs for gTLD: { .vegas }

In this section, we collect representative SLDs related to gTLD: 'vegas'. We found 7

► { .vegas }  
 Total SLDs: 7  
 a-sldDiv: 65.278%  
 a-oR: 0.001%  
 NRep: 0

unique SLDs after filtering. A total of 17095 records were considered representative and they are 65.278% of the gTLD dump. Since the total number of records for this gTLD is 17095, there are 0 non-representative records (NRep). In addition, this set comprises  $7.01\text{E}-6$  of the entire data-set. Table 2.867 shows the corresponding SLDs ordered by the level of importance. Figure 2.1733 shows the record count (PPM) for each representative SLD. Figure 2.1734 shows the binned scatter-plot of srcDiv and sldDiv.

Individual SLD descriptors for gTLD: {vegas}										
SLD	count	sldDiv	$\phi$ -sldDiv	ipcount	srcDiv	$\phi$ -srcDiv	oR	a-srcDiv	a-oR	rem
INVALID	0.006	0.218	1.000	$3.71\text{E}-4$	0.065	0.009	$2.34\text{E}-6$	0.218	$2.34\text{E}-6$	11377
SHORTSLD	0.003	0.099	1.000	$1.05\text{E}-4$	0.041	0.004	$1.06\text{E}-6$	0.317	$3.41\text{E}-6$	8785
RANDOM10	0.002	0.088	1.000	$2.47\text{E}-4$	0.108	0.019	$9.41\text{E}-7$	0.405	$4.35\text{E}-6$	6490
INCATB	0.002	0.082	1.000	$4.4\text{E}-4$	0.204	0.048	$8.83\text{E}-7$	0.487	$5.23\text{E}-6$	4336
wpad	0.002	0.063	1.000	$3.94\text{E}-4$	0.238	0.056	$6.77\text{E}-7$	0.550	$5.91\text{E}-6$	2683
RANDOM13	0.001	0.054	1.000	$2.44\text{E}-4$	0.171	0.037	$5.85\text{E}-7$	0.605	$6.49\text{E}-6$	1256
isatap	0.001	0.048	1.000	$3.17\text{E}-4$	0.252	0.065	$5.15\text{E}-7$	0.653	$7.01\text{E}-6$	0

Table 2.867: Top 7 most significant SLDs for gTLD 'vegas'. The SLD list holds 65.278% of the entries found in the gTLD and  $7.01\text{E}-6$  of the total number of entries for the entire experiment. **count** represents the number of records found for the SLD (in parts per million). **sldDiv** is the raw count divided by the number of records of this gTLD dump file. **oR** is the ratio of raw count to the total number of records of the experiment.  **$\phi$ -sldDiv** represents the  $\phi$  percentile of sldDiv on the entire data-set. **a-srcDiv** is the cumulative srcDiv variable. **a-oR** is the cumulative oR.

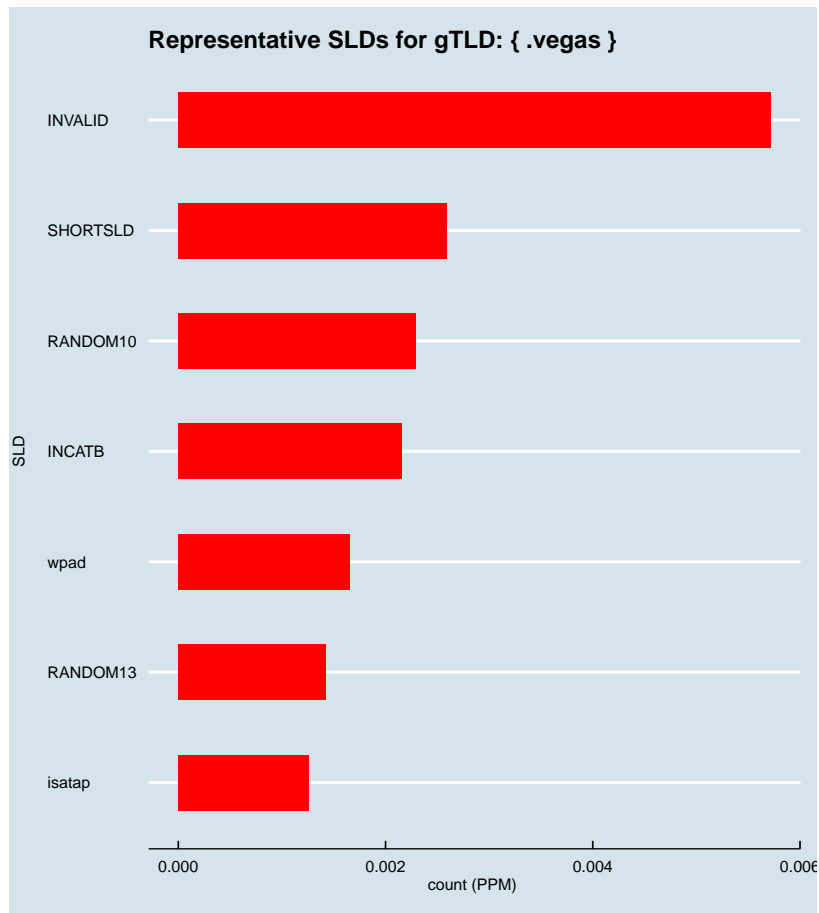


Figure 2.1733: Representative SLDs for gTLD: { .vegas }. The x axis displays number of times (in parts per million) the corresponding SLD (y axis) was found in the gTLD.

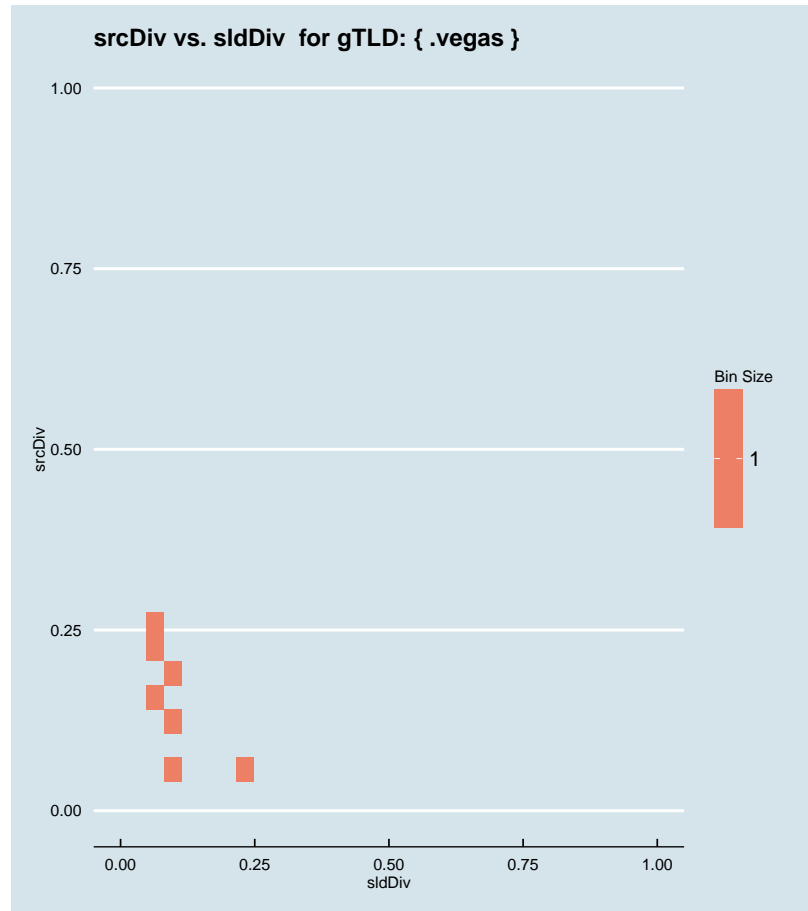


Figure 2.1734: Binned scatter-plot of srcDiv and sldDiv for gTLD: {.vegas}.

### :: 2.1198 Representative SLDs for gTLD: {.ventures}

In this section, we collect representative SLDs related to gTLD: 'ventures'. We found 1 unique SLDs after filtering. A total of 3830 records were considered representative and they are 45.272% of the gTLD dump. Since the total number of records for this gTLD is 3830, there are 0 non-representative records (NRep). In addition, this set comprises 1.57E-6 of the entire data-set. Table 2.868 shows the corresponding SLDs ordered by the level of importance. Figure 2.1735 shows the record count (PPM) for each representative SLD. Figure 2.1736 shows the binned scatter-plot of srcDiv and sldDiv.

► {.ventures}  
Total SLDs: 1  
a-sldDiv: 45.272%  
a-oR: 0.000%  
NRep: 0



Individual SLD descriptors for gTLD: {ventures}										
SLD	count	sldDiv	$\phi$ -sldDiv	ipcount	srcDiv	$\phi$ -srcDiv	oR	a-srcDiv	a-oR	rem
INVALID	0.004	0.453	1.000	5.2E-5	0.014	8.06E-4	1.57E-6	0.453	1.57E-6	0

Table 2.868: Top 1 most significant SLDs for gTLD 'ventures'. The SLD list holds 45.272% of the entries found in the gTLD and 1.57E-6 of the total number of entries for the entire experiment. **count** represents the number of records found for the SLD (in parts per million). **sldDiv** is the raw count divided by the number of records of this gTLD dump file. **oR** is the ratio of raw count to the total number of records of the experiment.  $\phi$ -**sldDiv** represents the  $\phi$  percentile of sldDiv on the entire data-set. **a-srcDiv** is the cumulative srcDiv variable. **a-oR** is the cumulative oR.



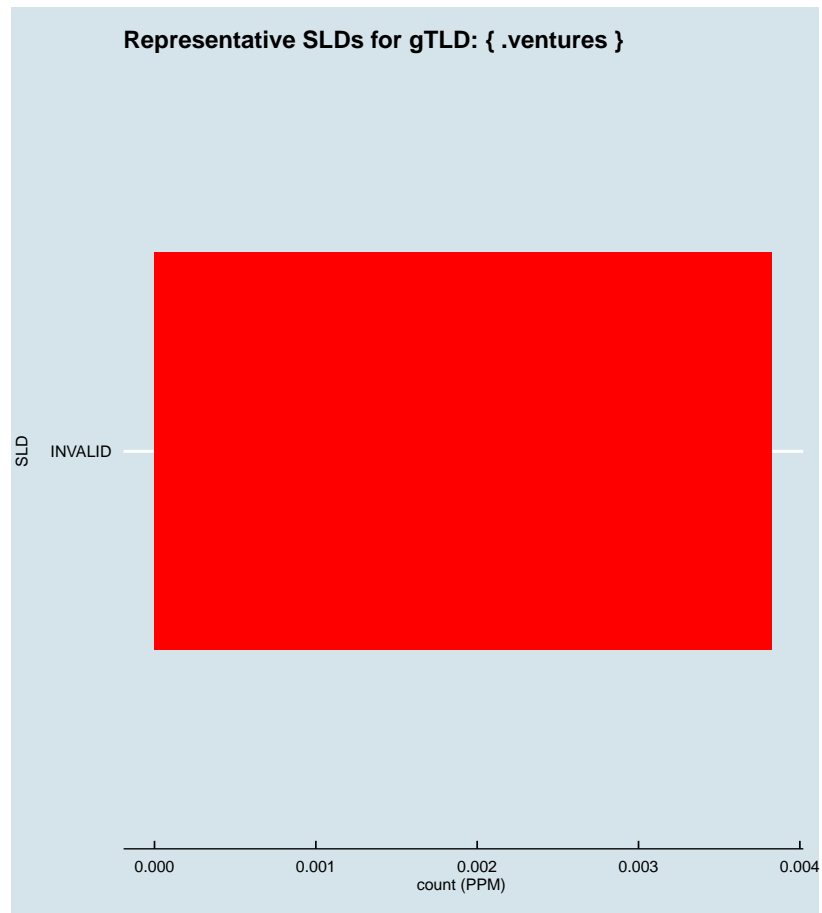


Figure 2.1735: Representative SLDs for gTLD: { .ventures}. The  $x$  axis displays number of times (in parts per million) the corresponding SLD ( $y$  axis) was found in the gTLD.

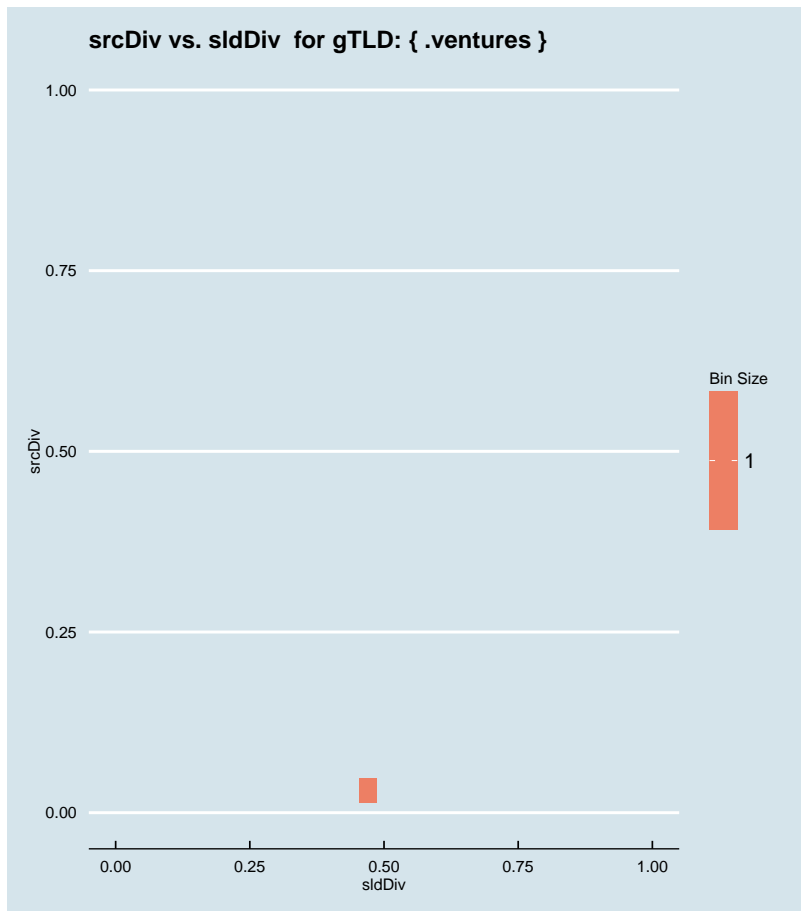


Figure 2.1736: Binned scatter-plot of srcDiv and sldDiv for gTLD: {.ventures}.

∴ 2.1199 Representative SLDs for gTLD: {.verisign}

In this section, we collect representative SLDs related to gTLD: 'verisign'. We found 0 unique SLDs after filtering. A total of 0 records were considered representative and they are 0.000% of the gTLD dump. Since the total number of records for this gTLD is 0, there are 0 non-representative records (NRep). In addition, this set comprises 0E0 of the entire data-set.

► {.verisign}  
 Total SLDs: 0  
 a-sldDiv: 0.000%  
 a-oR: 0.000%  
 NRep: 0

∴ 2.1200 Representative SLDs for gTLD: {.versicherung}

In this section, we collect representative SLDs related to gTLD: 'versicherung'. We

► {.versicherung}  
 Total SLDs: 0  
 a-sldDiv: 0.000%  
 a-oR: 0.000%  
 NRep: 0

found 0 unique SLDs after filtering. A total of 0 records were considered representative and they are 0.000% of the gTLD dump. Since the total number of records for this gTLD is 0, there are 0 non-representative records (NRep). In addition, this set comprises 0E0 of the entire data-set.

## :: 2.1201 Representative SLDs for gTLD: {.vet}

In this section, we collect representative SLDs related to gTLD: 'vet'. We found 14 unique SLDs after filtering. A total of 380488 records were considered representative and they are 92.032% of the gTLD dump. Since the total number of records for this gTLD is 380488, there are 0 non-representative records (NRep). In addition, this set comprises 1.56E−4 of the entire data-set. Table 2.869 shows the corresponding SLDs ordered by the level of importance. Figure 2.1737 shows the record count (PPM) for each representative SLD. Figure 2.1738 shows the binned scatter-plot of srcDiv and sldDiv.

▶ {.vet}  
Total SLDs: 14  
a-sldDiv: 92.032%  
a-oR: 0.016%  
NRep: 0

Individual SLD descriptors for gTLD: {.vet}										
SLD	count	sldDiv	$\phi$ -sldDiv	ipcount	srcDiv	$\phi$ -srcDiv	oR	a-srcDiv	a-oR	rem
INCATC	0.325	0.787	1.000	0.010	0.030	0.003	1.33E−4	0.787	1.33E−4	55208
INCATF	0.011	0.027	0.999	0.001	0.093	0.015	4.49E−6	0.813	1.38E−4	44248
INCATD	0.007	0.016	0.999	0.001	0.176	0.038	2.73E−6	0.829	1.41E−4	37589
RANDOM13	0.007	0.016	0.999	7.27E−4	0.111	0.019	2.69E−6	0.845	1.43E−4	31028
INCATB	0.006	0.014	0.999	0.001	0.195	0.043	2.31E−6	0.859	1.46E−4	25388
ecfa	0.005	0.012	0.999	8.84E−4	0.181	0.039	2E−6	0.871	1.48E−4	20515
verizon	0.004	0.010	0.999	0.002	0.521	0.178	1.75E−6	0.881	1.49E−4	16237
sbcglobal	0.004	0.010	0.999	0.002	0.518	0.178	1.68E−6	0.891	1.51E−4	12127
optimum	0.003	0.008	0.999	0.002	0.532	0.180	1.28E−6	0.899	1.52E−4	9014
RANDOM10	0.003	0.006	0.999	7.95E−4	0.301	0.077	1.08E−6	0.905	1.53E−4	6373
mph	0.002	0.004	0.999	6.4E−5	0.035	0.003	7.43E−7	0.909	1.54E−4	4561
clinic2	0.002	0.004	0.999	1.17E−4	0.066	0.009	7.23E−7	0.914	1.55E−4	2797
bellsouth	0.001	0.003	0.998	4.11E−4	0.284	0.071	5.92E−7	0.917	1.55E−4	1352
INVALID	0.001	0.003	0.998	3.28E−4	0.243	0.057	5.54E−7	0.920	1.56E−4	0

Table 2.869: Top 14 most significant SLDs for gTLD 'vet'. The SLD list holds 92.032% of the entries found in the gTLD and 1.56E−4 of the total number of entries for the entire experiment. **count** represents the number of records found for the SLD (in parts per million). **sldDiv** is the raw count divided by the number of records of this gTLD dump file. **oR** is the ratio of raw count to the total number of records of the experiment.  **$\phi$ -sldDiv** represents the  $\phi$  percentile of sldDiv on the entire data-set. **a-srcDiv** is the cumulative srcDiv variable. **a-oR** is the cumulative oR.

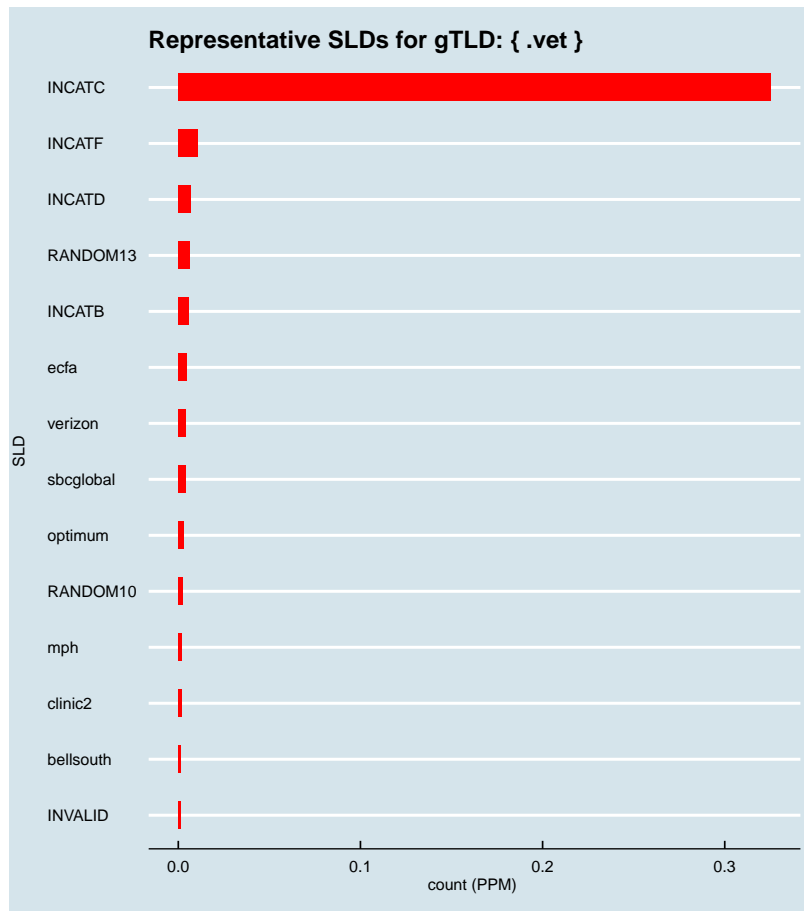


Figure 2.1737: Representative SLDs for gTLD: { .vet }. The x axis displays number of times (in parts per million) the corresponding SLD (y axis) was found in the gTLD.

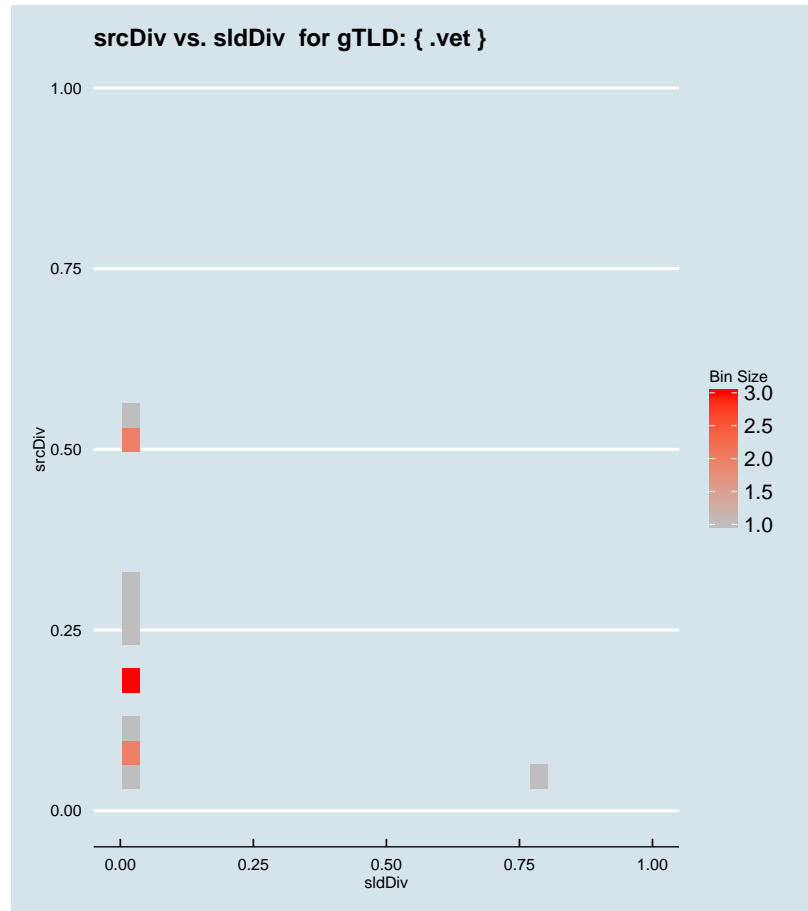


Figure 2.1738: Binned scatter-plot of srcDiv and sldDiv for gTLD: { .vet }.

### :: 2.1202 Representative SLDs for gTLD: { .viajes }

In this section, we collect representative SLDs related to gTLD: 'viajes'. We found 0 unique SLDs after filtering. A total of 0 records were considered representative and they are 0.000% of the gTLD dump. Since the total number of records for this gTLD is 0, there are 0 non-representative records (NRep). In addition, this set comprises 0E0 of the entire data-set.

► { .viajes }  
Total SLDs: 0  
a-sldDiv: 0.000%  
a-oR: 0.000%  
NRep: 0

### :: 2.1203 Representative SLDs for gTLD: { .video }

In this section, we collect representative SLDs related to gTLD: 'video'. We found 11

► { .video }  
Total SLDs: 11  
a-sldDiv: 82.614%  
a-oR: 0.007%  
NRep: 0

unique SLDs after filtering. A total of 176818 records were considered representative and they are 82.614% of the gTLD dump. Since the total number of records for this gTLD is 176818, there are 0 non-representative records (NRep). In addition, this set comprises  $7.25E-5$  of the entire data-set. Table 2.870 shows the corresponding SLDs ordered by the level of importance. Figure 2.1739 shows the record count (PPM) for each representative SLD. Figure 2.1740 shows the binned scatter-plot of srcDiv and sldDiv.

Individual SLD descriptors for gTLD: {video}										
SLD	count	sldDiv	$\phi$ -sldDiv	ipcount	srcDiv	$\phi$ -srcDiv	oR	a-srcDiv	a-oR	rem
INCATB	0.100	0.469	1.000	0.004	0.040	0.004	$4.11E-5$	0.469	$4.11E-5$	76415
INCATC	0.023	0.106	1.000	0.005	0.225	0.053	$9.32E-6$	0.575	$5.05E-5$	53675
INCATE	0.016	0.074	1.000	0.007	0.417	0.115	$6.47E-6$	0.649	$5.69E-5$	37889
INVALID	0.011	0.052	1.000	0.001	0.127	0.024	$4.59E-6$	0.701	$6.15E-5$	26693
RANDOM13	0.007	0.035	1.000	0.001	0.146	0.030	$3.06E-6$	0.736	$6.46E-5$	19220
RANDOM10	0.007	0.032	1.000	0.001	0.150	0.030	$2.76E-6$	0.768	$6.73E-5$	12474
SHORTSLD	0.004	0.020	0.999	0.002	0.483	0.129	$1.78E-6$	0.788	$6.91E-5$	8141
INCATI	0.003	0.015	0.999	$4.64E-4$	0.147	0.030	$1.3E-6$	0.803	$7.04E-5$	4976
INCATF	0.002	0.009	0.999	$2.15E-4$	0.108	0.019	$8.19E-7$	0.812	$7.12E-5$	2978
INCATD	0.002	0.008	0.999	$2.19E-4$	0.129	0.025	$6.94E-7$	0.820	$7.19E-5$	1285
wpad	0.001	0.006	0.999	$4.18E-4$	0.325	0.081	$5.27E-7$	0.826	$7.25E-5$	0

Table 2.870: Top 11 most significant SLDs for gTLD 'video'. The SLD list holds 82.614% of the entries found in the gTLD and  $7.25E-5$  of the total number of entries for the entire experiment. **count** represents the number of records found for the SLD (in parts per million). **sldDiv** is the raw count divided by the number of records of this gTLD dump file. **oR** is the ratio of raw count to the total number of records of the experiment.  **$\phi$ -sldDiv** represents the  $\phi$  percentile of sldDiv on the entire data-set. **a-srcDiv** is the cumulative srcDiv variable. **a-oR** is the cumulative oR.

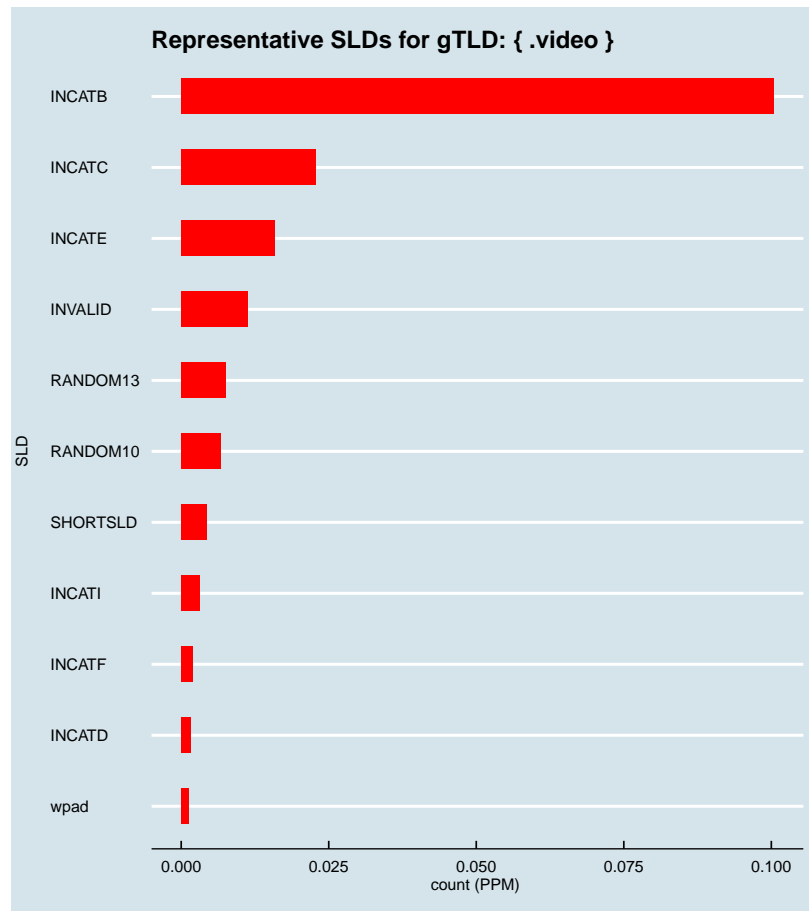


Figure 2.1739: Representative SLDs for gTLD: { .video }. The x axis displays number of times (in parts per million) the corresponding SLD (y axis) was found in the gTLD.

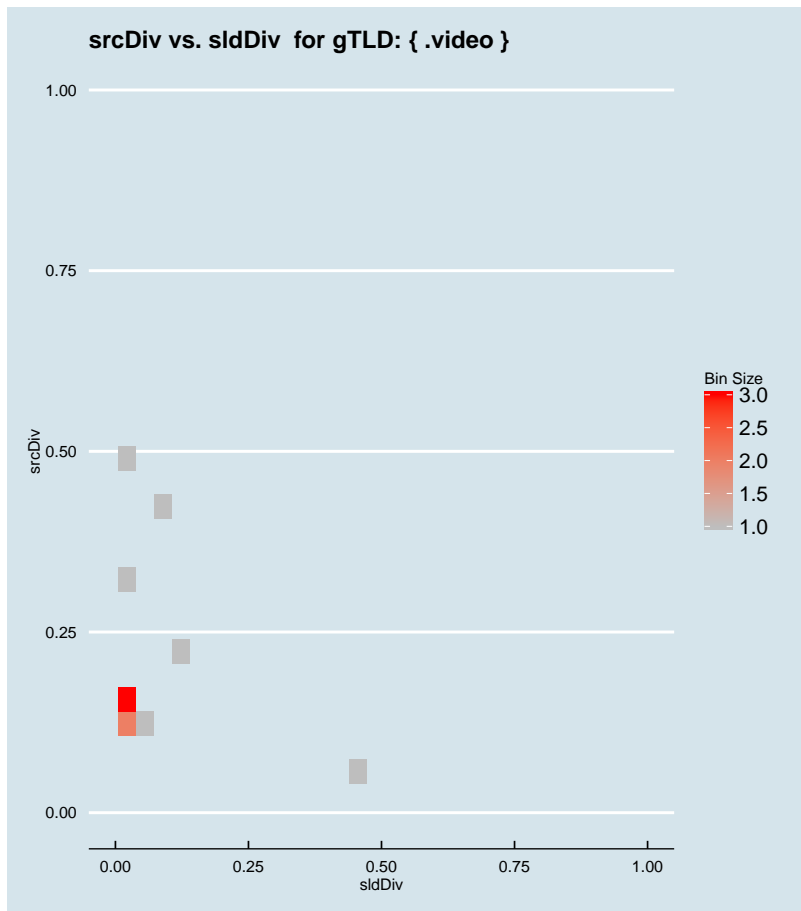


Figure 2.1740: Binned scatter-plot of srcDiv and sldDiv for gTLD: { .video }.

### :: 2.1204 Representative SLDs for gTLD: { .vig }

In this section, we collect representative SLDs related to gTLD: 'vig'. We found 4 unique SLDs after filtering. A total of 7263 records were considered representative and they are 50.836% of the gTLD dump. Since the total number of records for this gTLD is 7263, there are 0 non-representative records (NRep). In addition, this set comprises 2.98E-6 of the entire data-set. Table 2.871 shows the corresponding SLDs ordered by the level of importance. Figure 2.1741 shows the record count (PPM) for each representative SLD. Figure 2.1742 shows the binned scatter-plot of srcDiv and sldDiv.

► { .vig }  
 Total SLDs: 4  
 a-sldDiv: 50.836%  
 a-oR: 0.000%  
 NRep: 0



Individual SLD descriptors for gTLD: {vig}										
SLD	count	sldDiv	$\phi$ -sldDiv	ipcount	srcDiv	$\phi$ -srcDiv	oR	a-srcDiv	a-oR	rem
RANDOM13	0.002	0.154	1.000	3.5E-4	0.159	0.033	9E-7	0.154	9E-7	5066
INCATF	0.002	0.133	1.000	1E-4	0.052	0.006	7.81E-7	0.287	1.68E-6	3161
INVALID	0.002	0.114	1.000	3.87E-4	0.238	0.056	6.67E-7	0.401	2.35E-6	1534
vigneux	0.002	0.107	1.000	1.19E-4	0.078	0.012	6.29E-7	0.508	2.98E-6	0

Table 2.871: Top 4 most significant SLDs for gTLD 'vig'. The SLD list holds 50.836% of the entries found in the gTLD and 2.98E-6 of the total number of entries for the entire experiment. **count** represents the number of records found for the SLD (in parts per million). **sldDiv** is the raw count divided by the number of records of this gTLD dump file. **oR** is the ratio of raw count to the total number of records of the experiment.  **$\phi$ -sldDiv** represents the  $\phi$  percentile of sldDiv on the entire data-set. **a-srcDiv** is the cumulative srcDiv variable. **a-oR** is the cumulative oR.

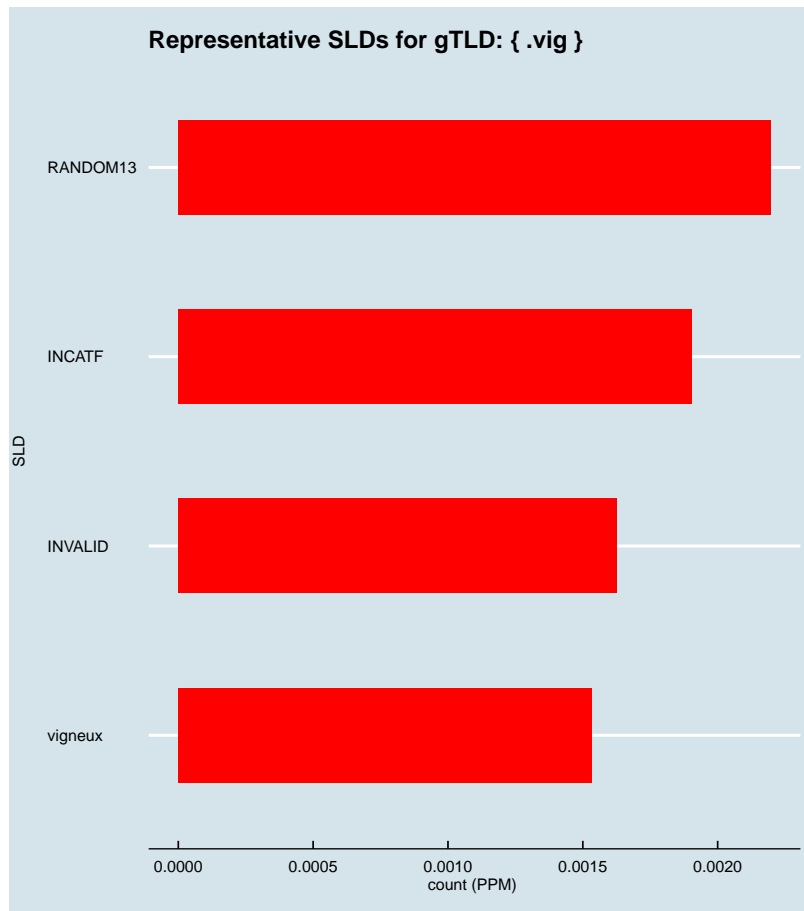


Figure 2.1741: Representative SLDs for gTLD: { .vig}. The x axis displays number of times (in parts per million) the corresponding SLD (y axis) was found in the gTLD.

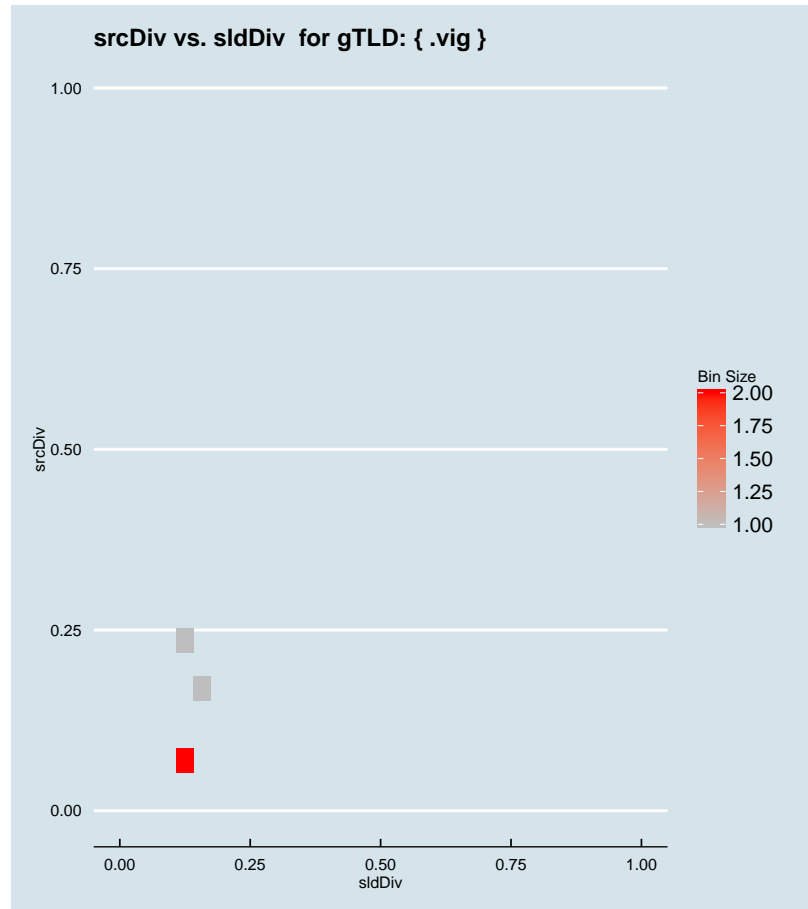


Figure 2.1742: Binned scatter-plot of srcDiv and sldDiv for gTLD: { .vig }.

### :: 2.1205 Representative SLDs for gTLD: { .viking }

In this section, we collect representative SLDs related to gTLD: 'viking'. We found 7 unique SLDs after filtering. A total of 20652 records were considered representative and they are 77.348% of the gTLD dump. Since the total number of records for this gTLD is 20652, there are 0 non-representative records (NRep). In addition, this set comprises  $8.46E-6$  of the entire data-set. Table 2.872 shows the corresponding SLDs ordered by the level of importance. Figure 2.1743 shows the record count (PPM) for each representative SLD. Figure 2.1744 shows the binned scatter-plot of srcDiv and sldDiv.

► { .viking }  
Total SLDs: 7  
a-sldDiv: 77.348%  
a-oR: 0.001%  
NRep: 0

Individual SLD descriptors for gTLD: {viking}										
SLD	count	sldDiv	$\phi$ -sldDiv	ipcount	srcDiv	$\phi$ -srcDiv	oR	a-srcDiv	a-oR	rem
INCATB	0.007	0.247	1.000	3.15E-4	0.048	0.006	2.7E-6	0.247	2.7E-6	14058
INVALID	0.005	0.196	1.000	4.58E-4	0.087	0.014	2.15E-6	0.443	4.85E-6	8819
wpad	0.002	0.081	1.000	7.44E-4	0.346	0.097	8.82E-7	0.524	5.73E-6	6667
RANDOM10	0.002	0.070	1.000	2.85E-4	0.152	0.031	7.68E-7	0.594	6.5E-6	4792
isatap	0.002	0.062	1.000	6.1E-4	0.368	0.101	6.79E-7	0.656	7.18E-6	3134
RANDOM13	0.002	0.059	1.000	3.9E-4	0.248	0.057	6.44E-7	0.715	7.82E-6	1563
INCATF	0.002	0.059	1.000	2.06E-4	0.132	0.025	6.41E-7	0.773	8.46E-6	0

Table 2.872: Top 7 most significant SLDs for gTLD 'viking'. The SLD list holds 77.348% of the entries found in the gTLD and 8.46E-6 of the total number of entries for the entire experiment. **count** represents the number of records found for the SLD (in parts per million). **sldDiv** is the raw count divided by the number of records of this gTLD dump file. **oR** is the ratio of raw count to the total number of records of the experiment.  $\phi$ -**sldDiv** represents the  $\phi$  percentile of sldDiv on the entire data-set. **a-srcDiv** is the cumulative srcDiv variable. **a-oR** is the cumulative oR.

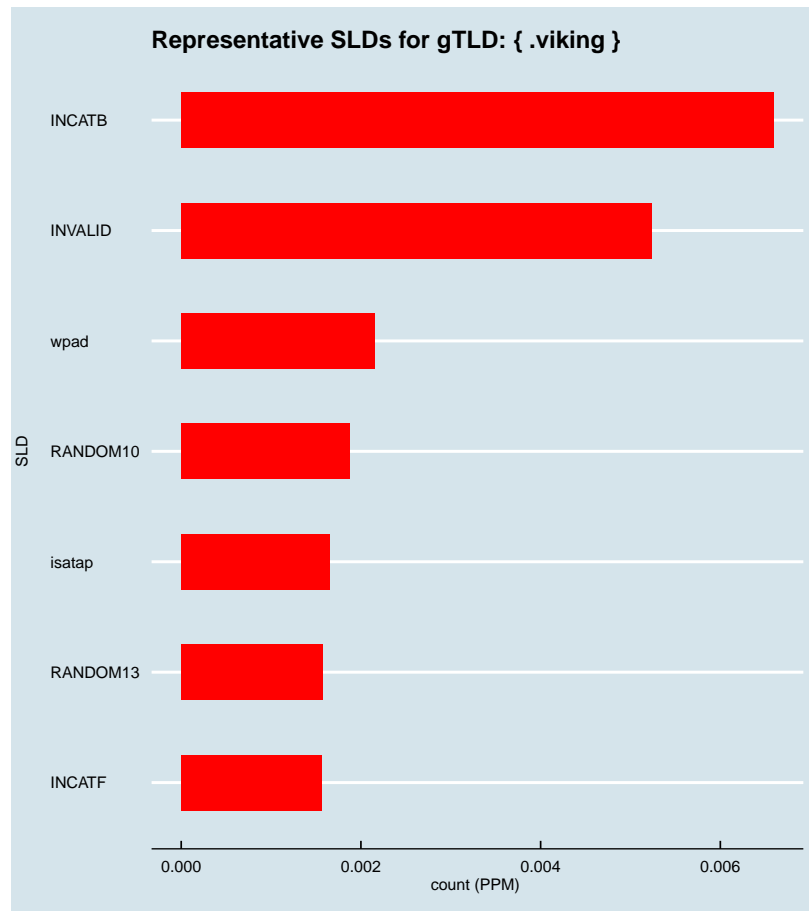


Figure 2.1743: Representative SLDs for gTLD: { .viking}. The  $x$  axis displays number of times (in parts per million) the corresponding SLD ( $y$  axis) was found in the gTLD.

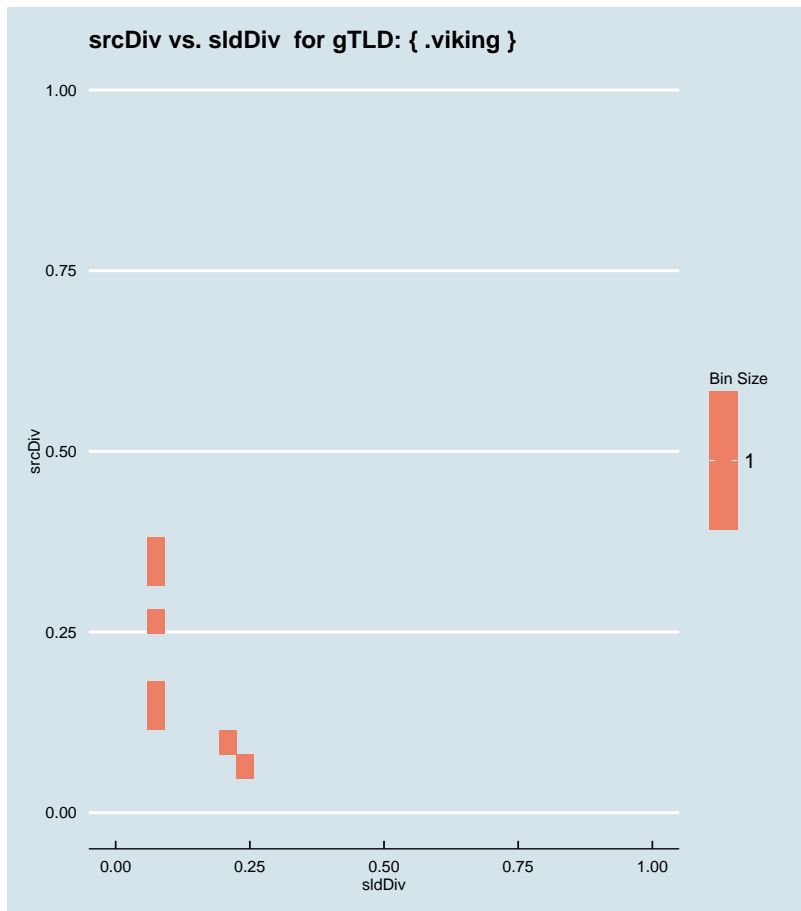


Figure 2.1744: Binned scatter-plot of srcDiv and sldDiv for gTLD: { .viking }.

∴ 2.1206 Representative SLDs for gTLD: { .villas }

In this section, we collect representative SLDs related to gTLD: 'villas'. We found 0 unique SLDs after filtering. A total of 0 records were considered representative and they are 0.000% of the gTLD dump. Since the total number of records for this gTLD is 0, there are 0 non-representative records (NRep). In addition, this set comprises 0E0 of the entire data-set.

► { .villas }  
 Total SLDs: 0  
 a-sldDiv: 0.000%  
 a-oR: 0.000%  
 NRep: 0

∴ 2.1207 Representative SLDs for gTLD: { .vin }

In this section, we collect representative SLDs related to gTLD: 'vin'. We found 7

► { .vin }  
 Total SLDs: 7  
 a-sldDiv: 65.228%  
 a-oR: 0.001%  
 NRep: 0

unique SLDs after filtering. A total of 18952 records were considered representative and they are 65.228% of the gTLD dump. Since the total number of records for this gTLD is 18952, there are 0 non-representative records (NRep). In addition, this set comprises  $7.77\text{E}-6$  of the entire data-set. Table 2.873 shows the corresponding SLDs ordered by the level of importance. Figure 2.1745 shows the record count (PPM) for each representative SLD. Figure 2.1746 shows the binned scatter-plot of srcDiv and sldDiv.

Individual SLD descriptors for gTLD: {vin}										
SLD	count	sldDiv	$\phi$ -sldDiv	ipcount	srcDiv	$\phi$ -srcDiv	oR	a-srcDiv	a-oR	rem
RANDOM13	0.005	0.158	1.000	$4.55\text{E}-4$	0.099	0.016	$1.88\text{E}-6$	0.158	$1.88\text{E}-6$	14359
ash	0.003	0.111	1.000	$6\text{E}-5$	0.019	0.001	$1.32\text{E}-6$	0.269	$3.2\text{E}-6$	11134
INCATF	0.003	0.097	1.000	$1.27\text{E}-4$	0.045	0.005	$1.16\text{E}-6$	0.366	$4.36\text{E}-6$	8312
INCATE	0.003	0.092	1.000	0.002	0.687	0.233	$1.1\text{E}-6$	0.458	$5.46\text{E}-6$	5634
domaine	0.002	0.078	1.000	$1.08\text{E}-4$	0.048	0.006	$9.25\text{E}-7$	0.536	$6.38\text{E}-6$	3378
INCATC	0.002	0.075	1.000	$6.7\text{E}-4$	0.308	0.078	$8.93\text{E}-7$	0.611	$7.27\text{E}-6$	1200
SHORTSLD	0.001	0.041	1.000	$6.58\text{E}-4$	0.548	0.183	$4.92\text{E}-7$	0.652	$7.77\text{E}-6$	0

Table 2.873: Top 7 most significant SLDs for gTLD 'vin'. The SLD list holds 65.228% of the entries found in the gTLD and  $7.77\text{E}-6$  of the total number of entries for the entire experiment. **count** represents the number of records found for the SLD (in parts per million). **sldDiv** is the raw count divided by the number of records of this gTLD dump file. **oR** is the ratio of raw count to the total number of records of the experiment.  **$\phi$ -sldDiv** represents the  $\phi$  percentile of sldDiv on the entire data-set. **a-srcDiv** is the cumulative srcDiv variable. **a-oR** is the cumulative oR.

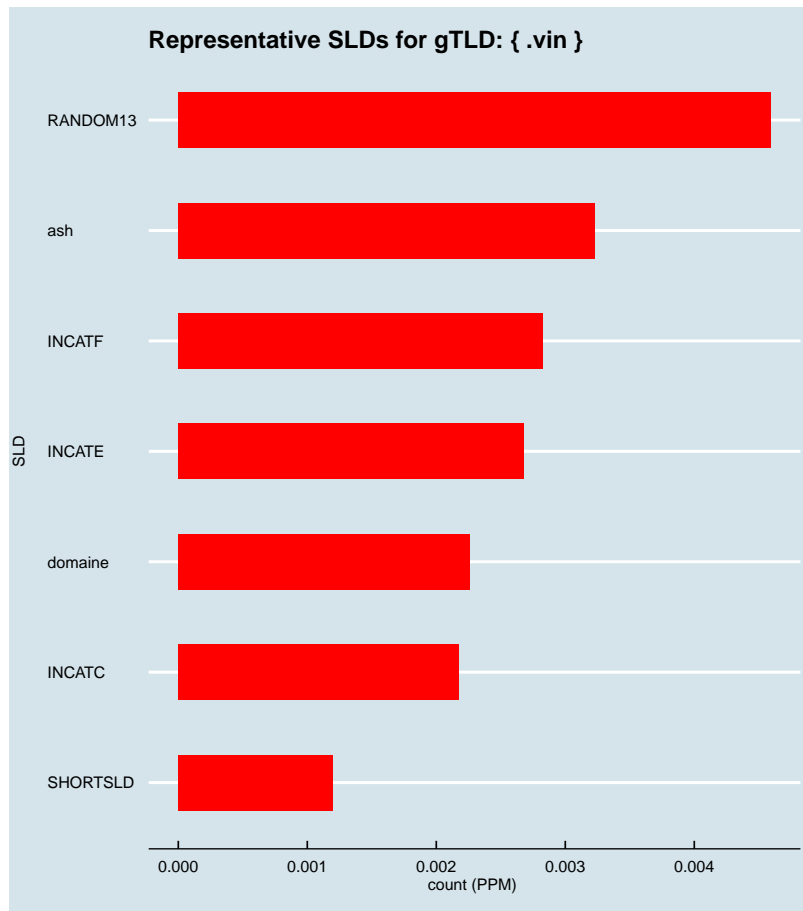


Figure 2.1745: Representative SLDs for gTLD: { .vin }. The x axis displays number of times (in parts per million) the corresponding SLD (y axis) was found in the gTLD.



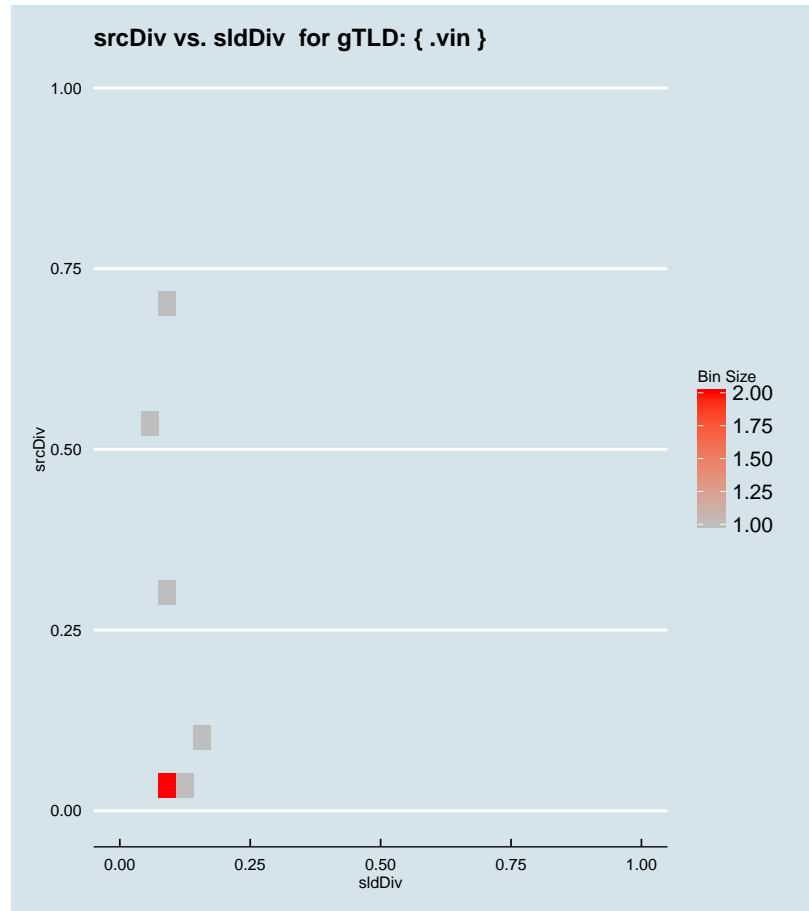


Figure 2.1746: Binned scatter-plot of srcDiv and sldDiv for gTLD: { .vin }.

## ∴ 2.1208 Representative SLDs for gTLD: { .vip }

In this section, we collect representative SLDs related to gTLD: 'vip'. We found 21 unique SLDs after filtering. A total of 185703 records were considered representative and they are 71.182% of the gTLD dump. Since the total number of records for this gTLD is 185703, there are 0 non-representative records (NRep). In addition, this set comprises  $7.61E-5$  of the entire data-set. Table 2.874 shows the corresponding SLDs ordered by the level of importance. Figure 2.1747 shows the record count (PPM) for each representative SLD. Figure 2.1748 shows the binned scatter-plot of srcDiv and sldDiv.

► { .vip }  
Total SLDs: 21  
a-sldDiv: 71.182%  
a-oR: 0.008%  
NRep: 0

Individual SLD descriptors for gTLD: {vip}										
SLD	count	sldDiv	$\phi$ -sldDiv	ipcount	srcDiv	$\phi$ -srcDiv	oR	a-srcDiv	a-oR	rem
INVALID	0.044	0.169	1.000	9.94E-4	0.023	0.002	1.81E-5	0.169	1.81E-5	141531
INCATB	0.031	0.119	1.000	0.003	0.106	0.018	1.28E-5	0.289	3.09E-5	110393
RANDOM10	0.016	0.063	1.000	9.97E-4	0.061	0.008	6.72E-6	0.352	3.76E-5	93985
INCATF	0.013	0.051	1.000	7.09E-4	0.053	0.007	5.49E-6	0.403	4.31E-5	80579
RANDOM13	0.013	0.048	1.000	8.48E-4	0.067	0.010	5.15E-6	0.451	4.82E-5	68008
SHORTSLD	0.012	0.045	1.000	0.002	0.197	0.043	4.86E-6	0.497	5.31E-5	56138
INCATC	0.011	0.041	1.000	0.003	0.305	0.078	4.35E-6	0.537	5.74E-5	45532
ldap-mail	0.007	0.027	0.999	4E-6	5.62E-4	7.9E-6	2.92E-6	0.565	6.04E-5	38417
telecom	0.007	0.026	0.999	6.67E-4	0.098	0.016	2.79E-6	0.591	6.32E-5	31599
wpad	0.005	0.019	0.999	0.001	0.219	0.051	2.04E-6	0.610	6.52E-5	26632
INCATD	0.005	0.018	0.999	4.01E-4	0.086	0.013	1.92E-6	0.628	6.71E-5	21949
isatap	0.005	0.018	0.999	9.36E-4	0.201	0.048	1.9E-6	0.646	6.9E-5	17301
fbalerts	0.003	0.013	0.999	2.36E-4	0.070	0.010	1.38E-6	0.658	7.04E-5	13928
user-svc	0.003	0.011	0.999	5E-6	0.002	4E-5	1.19E-6	0.670	7.16E-5	11014
INCATE	0.002	0.010	0.999	0.002	0.665	0.208	1.02E-6	0.679	7.26E-5	8532
vienthongd...	0.002	0.008	0.999	1.72E-4	0.087	0.014	8.1E-7	0.687	7.34E-5	6556
163	0.001	0.005	0.999	5.85E-4	0.424	0.117	5.65E-7	0.692	7.4E-5	5177
server	0.001	0.005	0.999	1.51E-4	0.112	0.020	5.51E-7	0.697	7.45E-5	3833
hkerp	0.001	0.005	0.999	5E-6	0.004	1.32E-4	5.33E-7	0.702	7.51E-5	2533
apn	0.001	0.005	0.999	1.4E-5	0.011	5.59E-4	5.32E-7	0.707	7.56E-5	1236
digital-se...	0.001	0.005	0.999	2E-6	0.002	3.7E-5	5.07E-7	0.712	7.61E-5	0

Table 2.874: Top 21 most significant SLDs for gTLD 'vip'. The SLD list holds 71.182% of the entries found in the gTLD and 7.61E-5 of the total number of entries for the entire experiment. **count** represents the number of records found for the SLD (in parts per million). **sldDiv** is the raw count divided by the number of records of this gTLD dump file. **oR** is the ratio of raw count to the total number of records of the experiment.  $\phi$ -**sldDiv** represents the  $\phi$  percentile of sldDiv on the entire data-set. **a-srcDiv** is the cumulative srcDiv variable. **a-oR** is the cumulative oR.

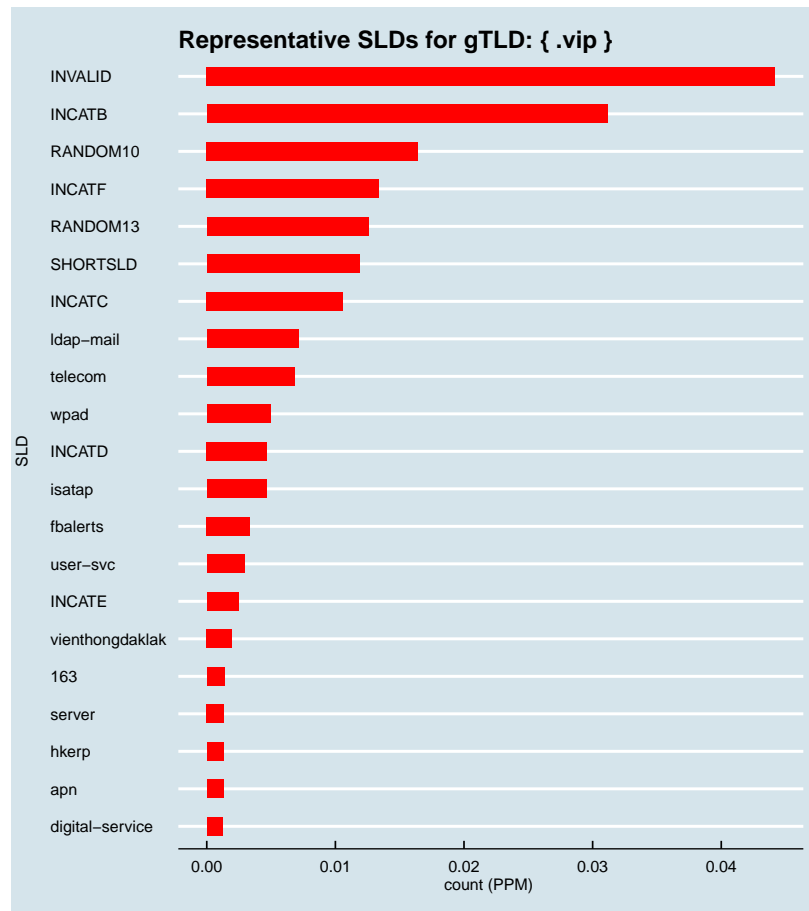


Figure 2.1747: Representative SLDs for gTLD: { .vip }. The  $x$  axis displays number of times (in parts per million) the corresponding SLD ( $y$  axis) was found in the gTLD.

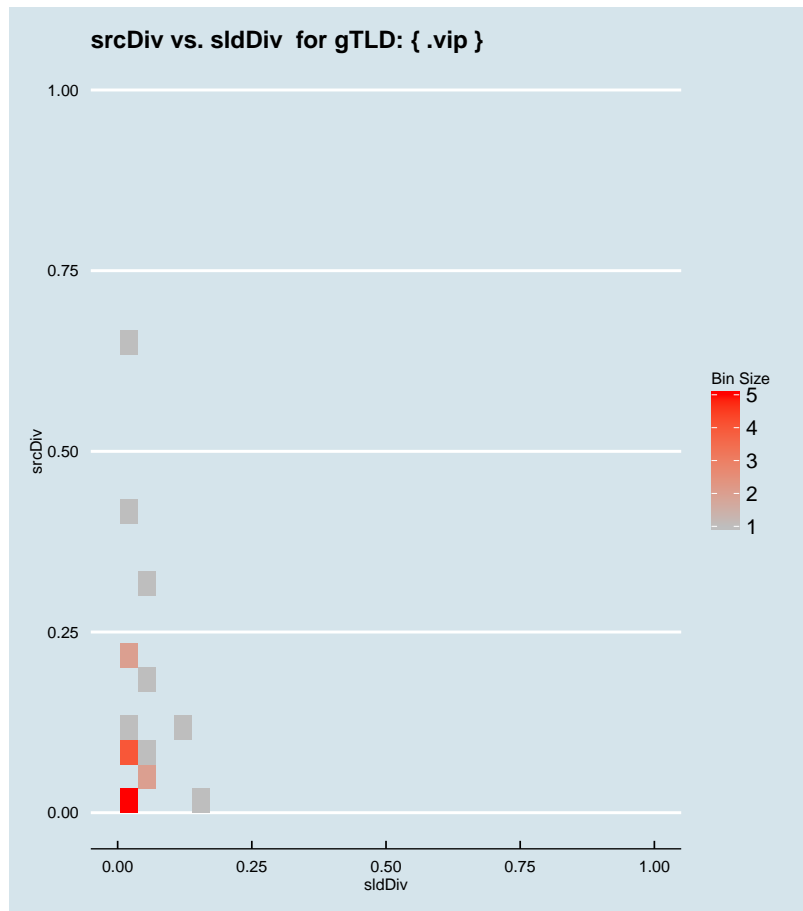


Figure 2.1748: Binned scatter-plot of srcDiv and sldDiv for gTLD: { .vip }.

### :: 2.1209 Representative SLDs for gTLD: { .virgin }

In this section, we collect representative SLDs related to gTLD: 'virgin'. We found 8 unique SLDs after filtering. A total of 28902 records were considered representative and they are 81.097% of the gTLD dump. Since the total number of records for this gTLD is 28902, there are 0 non-representative records (NRep). In addition, this set comprises  $1.18E-5$  of the entire data-set. Table 2.875 shows the corresponding SLDs ordered by the level of importance. Figure 2.1749 shows the record count (PPM) for each representative SLD. Figure 2.1750 shows the binned scatter-plot of srcDiv and sldDiv.

► { .virgin }  
 Total SLDs: 8  
 a-sldDiv: 81.097%  
 a-oR: 0.001%  
 NRep: 0

Individual SLD descriptors for gTLD: {virgin}										
SLD	count	sldDiv	$\phi$ -sldDiv	ipcount	srcDiv	$\phi$ -srcDiv	oR	a-srcDiv	a-oR	rem
INVALID	0.009	0.254	1.000	5.36E-4	0.059	0.008	3.71E-6	0.254	3.71E-6	19837
RANDOM10	0.006	0.166	1.000	2.7E-4	0.046	0.005	2.43E-6	0.421	6.15E-6	13907
INCATB	0.004	0.118	1.000	3.98E-4	0.095	0.016	1.72E-6	0.539	7.87E-6	9699
INCATE	0.003	0.079	1.000	0.002	0.626	0.204	1.16E-6	0.618	9.03E-6	6868
RANDOM13	0.002	0.068	1.000	5.56E-4	0.229	0.054	9.94E-7	0.686	1E-5	4442
isatap	0.002	0.045	1.000	3.57E-4	0.224	0.053	6.54E-7	0.731	1.07E-5	2845
wpad	0.002	0.044	1.000	2.59E-4	0.165	0.034	6.42E-7	0.775	1.13E-5	1278
INCATC	0.001	0.036	1.000	6.03E-4	0.472	0.128	5.24E-7	0.811	1.18E-5	0

Table 2.875: Top 8 most significant SLDs for gTLD 'virgin'. The SLD list holds 81.097% of the entries found in the gTLD and 1.18E-5 of the total number of entries for the entire experiment. **count** represents the number of records found for the SLD (in parts per million). **sldDiv** is the raw count divided by the number of records of this gTLD dump file. **oR** is the ratio of raw count to the total number of records of the experiment.  **$\phi$ -sldDiv** represents the  $\phi$  percentile of sldDiv on the entire data-set. **a-srcDiv** is the cumulative srcDiv variable. **a-oR** is the cumulative oR.

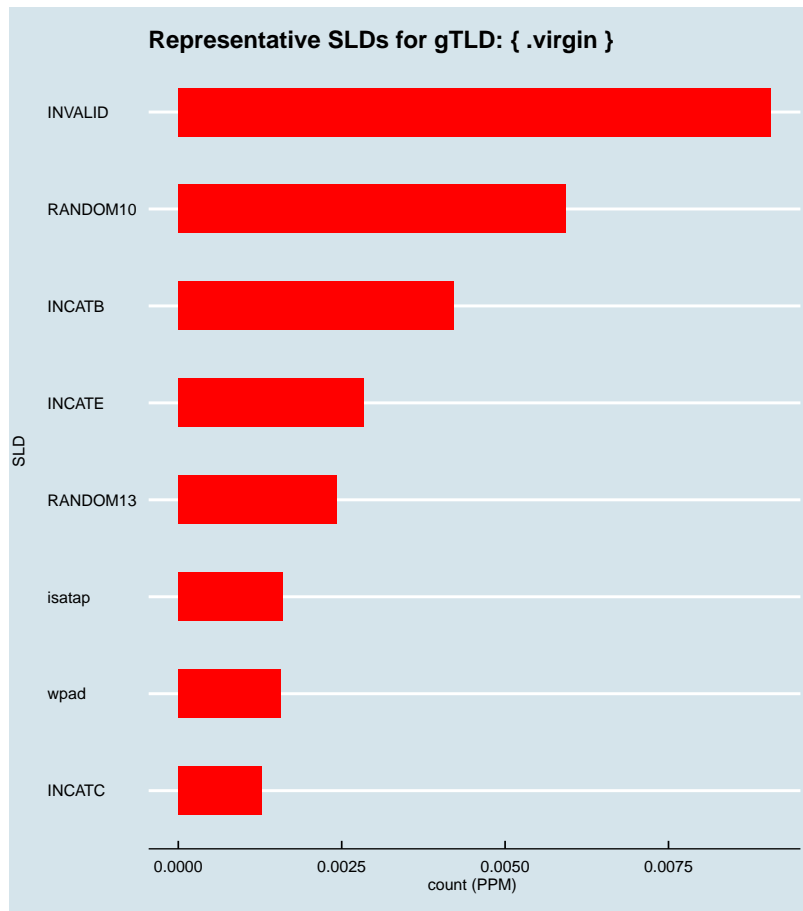


Figure 2.1749: Representative SLDs for gTLD: { .virgin }. The *x* axis displays number of times (in parts per million) the corresponding SLD (*y* axis) was found in the gTLD.

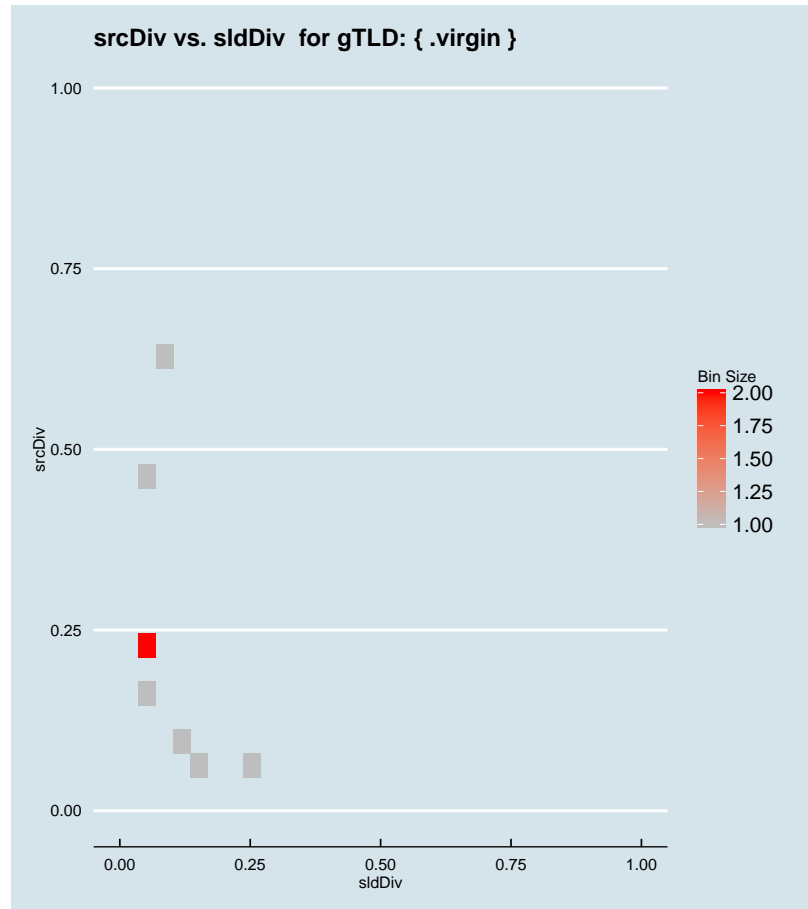


Figure 2.1750: Binned scatter-plot of srcDiv and sldDiv for gTLD: { .virgin}.

### :: 2.1210 Representative SLDs for gTLD: { .visa }

In this section, we collect representative SLDs related to gTLD: 'visa'. We found 4 unique SLDs after filtering. A total of 14062 records were considered representative and they are 67.240% of the gTLD dump. Since the total number of records for this gTLD is 14062, there are 0 non-representative records (NRep). In addition, this set comprises 5.76E-6 of the entire data-set. Table 2.876 shows the corresponding SLDs ordered by the level of importance. Figure 2.1751 shows the record count (PPM) for each representative SLD. Figure 2.1752 shows the binned scatter-plot of srcDiv and sldDiv.

► { .visa }  
Total SLDs: 4  
a-sldDiv: 67.240%  
a-oR: 0.001%  
NRep: 0



Individual SLD descriptors for gTLD: {,visa}										
SLD	count	sldDiv	$\phi$ -sldDiv	ipcount	srcDiv	$\phi$ -srcDiv	oR	a-srcDiv	a-oR	rem
INCATF	0.009	0.407	1.000	3.9E-5	0.005	1.67E-4	3.49E-6	0.407	3.49E-6	5553
developer	0.003	0.132	1.000	0.002	0.633	0.205	1.13E-6	0.539	4.62E-6	2792
INCATE	0.001	0.069	1.000	0.001	0.721	0.241	5.9E-7	0.608	5.21E-6	1352
INCATB	0.001	0.065	1.000	4.59E-4	0.339	0.096	5.54E-7	0.672	5.76E-6	0

Table 2.876: Top 4 most significant SLDs for gTLD 'visa'. The SLD list holds 67.240% of the entries found in the gTLD and 5.76E-6 of the total number of entries for the entire experiment. **count** represents the number of records found for the SLD (in parts per million). **sldDiv** is the raw count divided by the number of records of this gTLD dump file. **oR** is the ratio of raw count to the total number of records of the experiment.  **$\phi$ -sldDiv** represents the  $\phi$  percentile of sldDiv on the entire data-set. **a-srcDiv** is the cumulative srcDiv variable. **a-oR** is the cumulative oR.



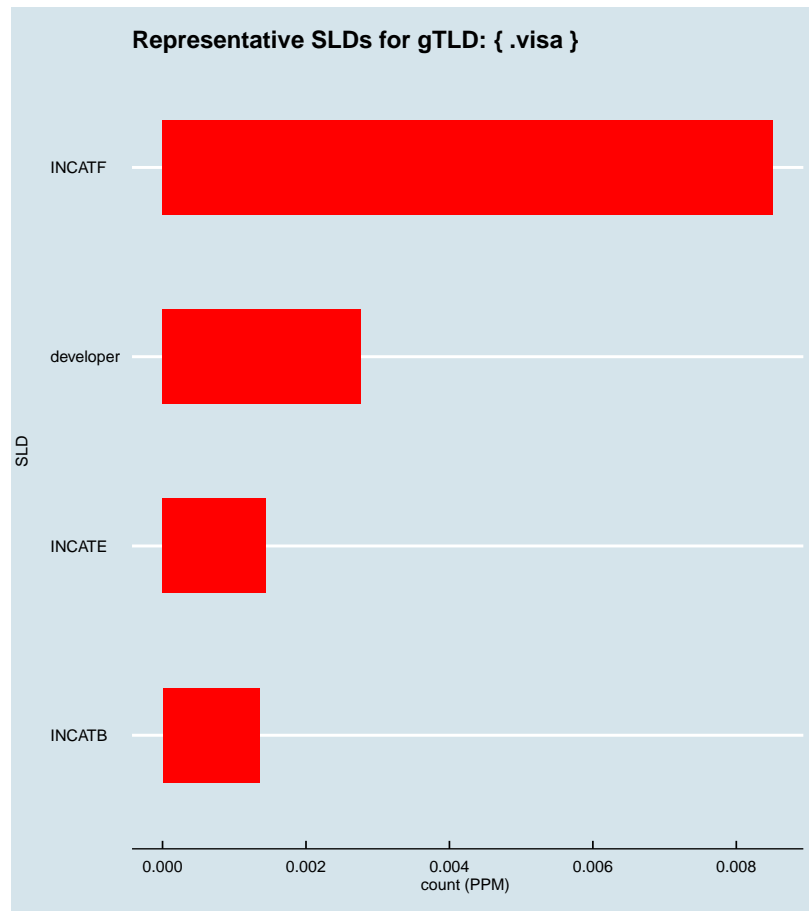


Figure 2.1751: Representative SLDs for gTLD: { .visa}. The  $x$  axis displays number of times (in parts per million) the corresponding SLD ( $y$  axis) was found in the gTLD.

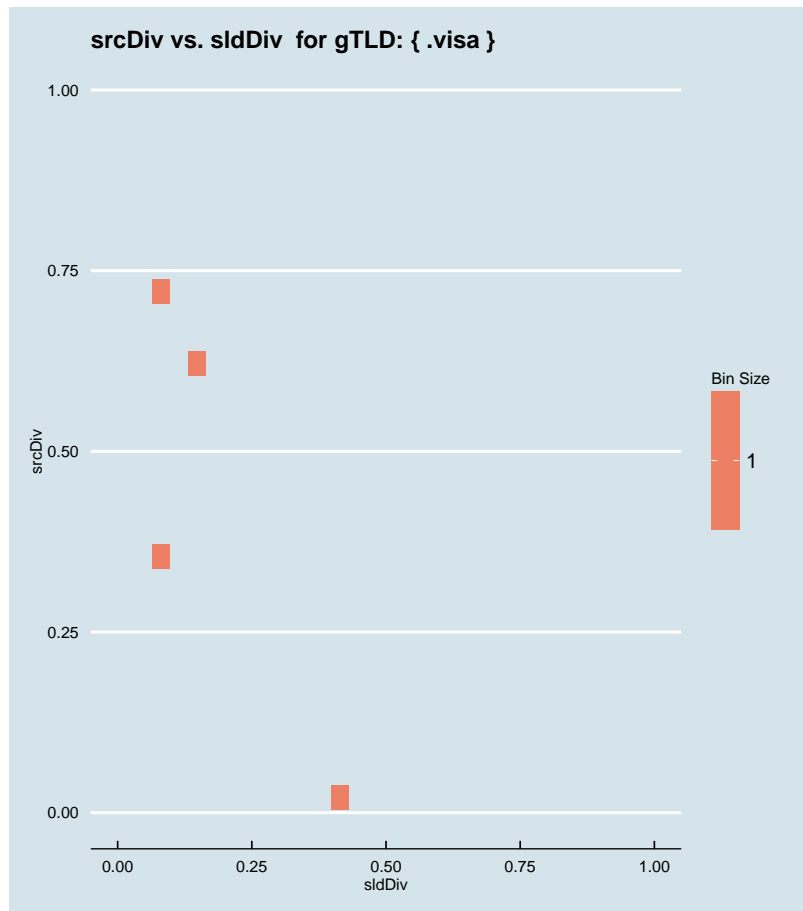


Figure 2.1752: Binned scatter-plot of srcDiv and sldDiv for gTLD: { .visa }.

### :: 2.1211 Representative SLDs for gTLD: { .vision }

In this section, we collect representative SLDs related to gTLD: 'vision'. We found 10 unique SLDs after filtering. A total of 59028 records were considered representative and they are 75.828% of the gTLD dump. Since the total number of records for this gTLD is 59028, there are 0 non-representative records (NRep). In addition, this set comprises  $2.42E-5$  of the entire data-set. Table 2.877 shows the corresponding SLDs ordered by the level of importance. Figure 2.1753 shows the record count (PPM) for each representative SLD. Figure 2.1754 shows the binned scatter-plot of srcDiv and sldDiv.

► { .vision }  
 Total SLDs: 10  
 a-sldDiv: 75.828%  
 a-oR: 0.002%  
 NRep: 0

Individual SLD descriptors for gTLD: {vision}										
SLD	count	sldDiv	$\phi$ -sldDiv	ipcount	srcDiv	$\phi$ -srcDiv	oR	a-srcDiv	a-oR	rem
INCATF	0.014	0.178	1.000	7.56E-4	0.054	0.007	5.69E-6	0.178	5.69E-6	45140
INVALID	0.011	0.138	1.000	0.001	0.117	0.021	4.4E-6	0.316	1.01E-5	34410
INCATB	0.009	0.115	1.000	6.7E-4	0.075	0.011	3.67E-6	0.431	1.38E-5	25464
RANDOM13	0.006	0.080	1.000	6.18E-4	0.100	0.016	2.55E-6	0.511	1.63E-5	19253
RANDOM10	0.005	0.065	1.000	5.47E-4	0.108	0.019	2.08E-6	0.576	1.84E-5	14168
INCATC	0.004	0.049	1.000	4.46E-4	0.117	0.021	1.56E-6	0.625	1.99E-5	10350
wpad	0.004	0.047	1.000	0.001	0.305	0.078	1.49E-6	0.672	2.14E-5	6710
isatap	0.003	0.035	1.000	0.001	0.437	0.121	1.11E-6	0.707	2.25E-5	4008
profession...	0.002	0.029	0.999	6.3E-5	0.028	0.002	9.3E-7	0.736	2.35E-5	1738
local	0.002	0.022	0.999	2.33E-4	0.134	0.026	7.12E-7	0.758	2.42E-5	0

Table 2.877: Top 10 most significant SLDs for gTLD 'vision'. The SLD list holds 75.828% of the entries found in the gTLD and  $2.42E-5$  of the total number of entries for the entire experiment. **count** represents the number of records found for the SLD (in parts per million). **sldDiv** is the raw count divided by the number of records of this gTLD dump file. **oR** is the ratio of raw count to the total number of records of the experiment.  **$\phi$ -sldDiv** represents the  $\phi$  percentile of sldDiv on the entire data-set. **a-srcDiv** is the cumulative srcDiv variable. **a-oR** is the cumulative oR.

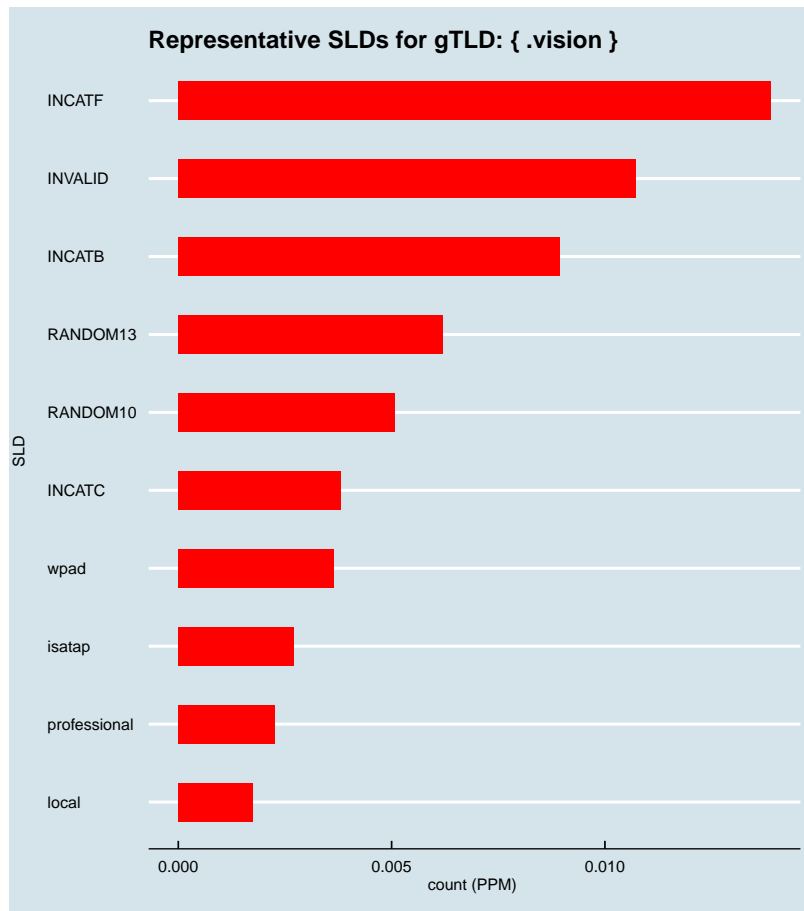


Figure 2.1753: Representative SLDs for gTLD: { .vision}. The *x* axis displays number of times (in parts per million) the corresponding SLD (*y* axis) was found in the gTLD.

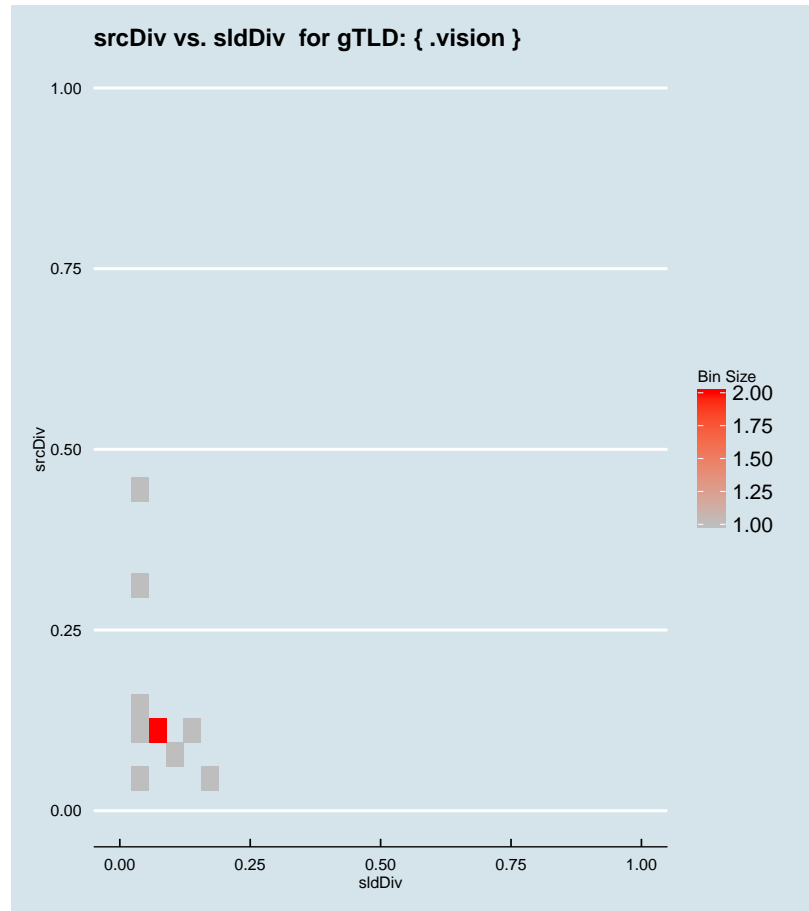


Figure 2.1754: Binned scatter-plot of srcDiv and sldDiv for gTLD: {.vision}.

### :: 2.1212 Representative SLDs for gTLD: {.vista}

In this section, we collect representative SLDs related to gTLD: 'vista'. We found 11 unique SLDs after filtering. A total of 57496 records were considered representative and they are 67.523% of the gTLD dump. Since the total number of records for this gTLD is 57496, there are 0 non-representative records (NRep). In addition, this set comprises 2.36E-5 of the entire data-set. Table 2.878 shows the corresponding SLDs ordered by the level of importance. Figure 2.1755 shows the record count (PPM) for each representative SLD. Figure 2.1756 shows the binned scatter-plot of srcDiv and sldDiv.

► {.vista}  
Total SLDs: 11  
a-sldDiv: 67.523%  
a-oR: 0.002%  
NRep: 0

Individual SLD descriptors for gTLD: {.vista}										
SLD	count	sldDiv	$\phi$ -sldDiv	ipcount	srcDiv	$\phi$ -srcDiv	oR	a-srcDiv	a-oR	rem
INVALID	0.013	0.151	1.000	9.43E-4	0.073	0.011	5.27E-6	0.151	5.27E-6	44632
RANDOM10	0.010	0.116	1.000	0.001	0.142	0.027	4.06E-6	0.268	9.33E-6	34718
INCATB	0.008	0.092	1.000	5.06E-4	0.065	0.009	3.21E-6	0.359	1.25E-5	26889
wpad	0.006	0.065	1.000	0.002	0.339	0.096	2.27E-6	0.425	1.48E-5	21343
INCATC	0.004	0.053	1.000	0.001	0.247	0.057	1.83E-6	0.477	1.67E-5	16866
isatap	0.004	0.050	1.000	0.002	0.364	0.101	1.74E-6	0.527	1.84E-5	12611
RANDOM13	0.004	0.050	1.000	6.43E-4	0.152	0.031	1.73E-6	0.577	2.01E-5	8380
ottawa	0.003	0.032	1.000	3.8E-5	0.014	8.29E-4	1.12E-6	0.609	2.13E-5	5635
INCATF	0.002	0.029	0.999	2.38E-4	0.096	0.016	1.02E-6	0.638	2.23E-5	3147
sec0015998...	0.002	0.023	0.999	6.4E-5	0.033	0.003	8.02E-7	0.661	2.31E-5	1190
elsa-pc	0.001	0.014	0.999	3E-6	0.003	7.42E-5	4.88E-7	0.675	2.36E-5	0

Table 2.878: Top 11 most significant SLDs for gTLD 'vista'. The SLD list holds 67.523% of the entries found in the gTLD and 2.36E-5 of the total number of entries for the entire experiment. **count** represents the number of records found for the SLD (in parts per million). **sldDiv** is the raw count divided by the number of records of this gTLD dump file. **oR** is the ratio of raw count to the total number of records of the experiment.  $\phi$ -**sldDiv** represents the  $\phi$  percentile of sldDiv on the entire data-set. **a-srcDiv** is the cumulative srcDiv variable. **a-oR** is the cumulative oR.

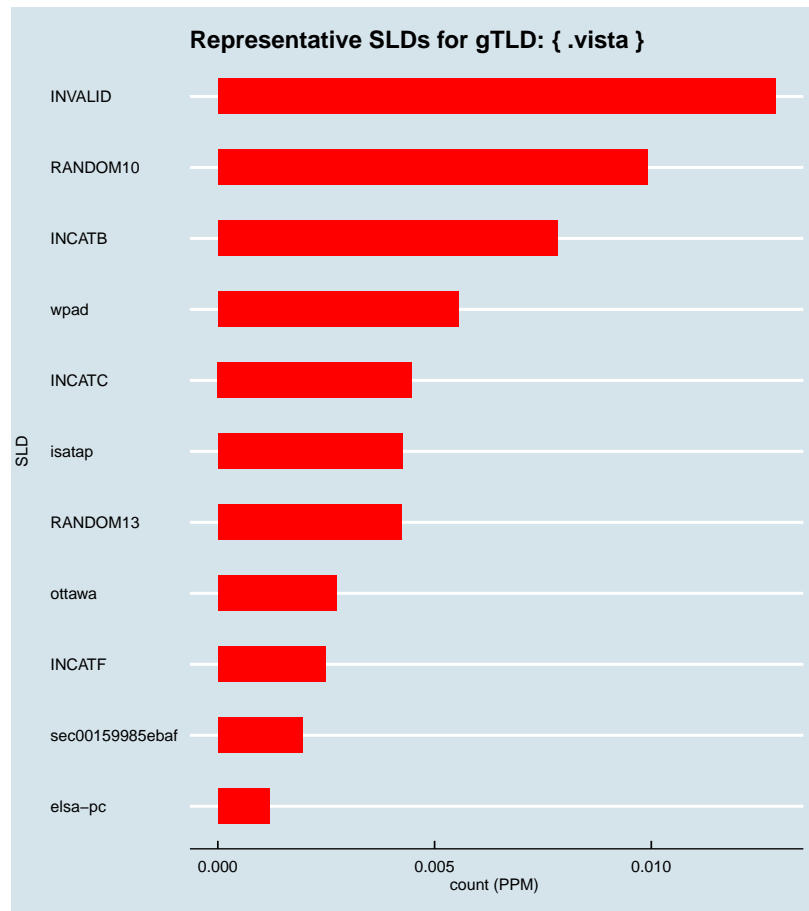


Figure 2.1755: Representative SLDs for gTLD: { .vista }. The  $x$  axis displays number of times (in parts per million) the corresponding SLD ( $y$  axis) was found in the gTLD.

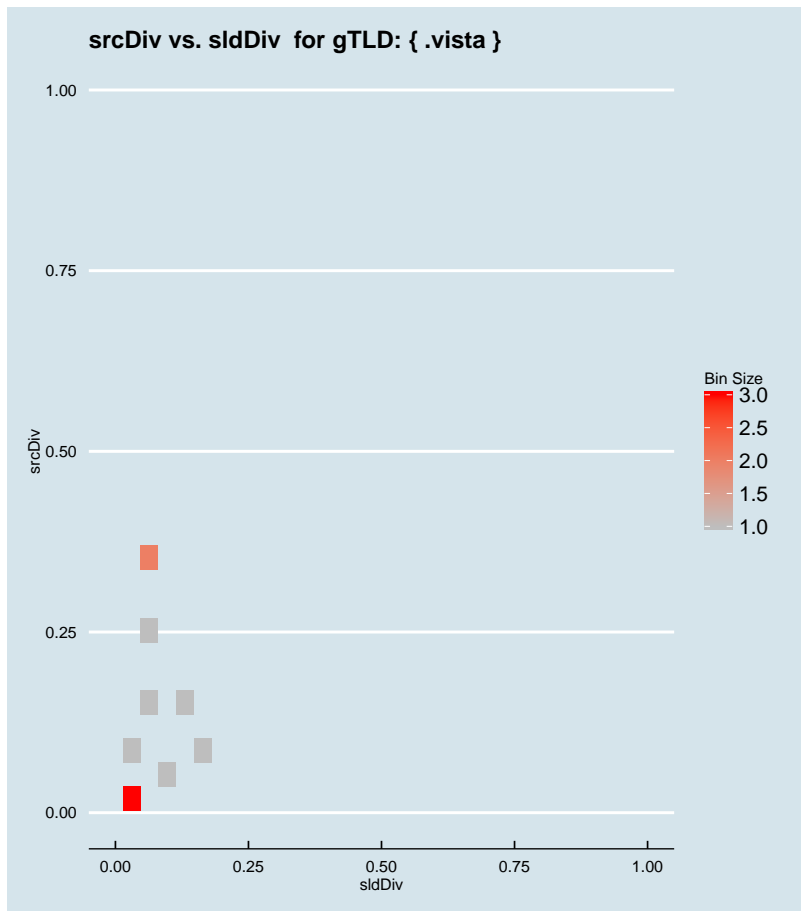


Figure 2.1756: Binned scatter-plot of srcDiv and sldDiv for gTLD: {.vista}.

### :: 2.1213 Representative SLDs for gTLD: {.vistaprint}

In this section, we collect representative SLDs related to gTLD: 'vistaprint'. We found 1 unique SLDs after filtering. A total of 3546 records were considered representative and they are 81.107% of the gTLD dump. Since the total number of records for this gTLD is 3546, there are 0 non-representative records (NRep). In addition, this set comprises 1.45E-6 of the entire data-set. Table 2.879 shows the corresponding SLDs ordered by the level of importance. Figure 2.1757 shows the record count (PPM) for each representative SLD. Figure 2.1758 shows the binned scatter-plot of srcDiv and sldDiv.

► {.vistaprint}  
 Total SLDs: 1  
 a-sldDiv: 81.107%  
 a-oR: 0.000%  
 NRep: 0



Individual SLD descriptors for gTLD: {vistaprint}										
SLD	count	sldDiv	$\phi$ -sldDiv	ipcount	srcDiv	$\phi$ -srcDiv	oR	a-srcDiv	a-oR	rem
INCATE	0.004	0.811	1.000	0.002	0.571	0.187	1.45E-6	0.811	1.45E-6	0

Table 2.879: Top 1 most significant SLDs for gTLD 'vistaprint'. The SLD list holds 81.107% of the entries found in the gTLD and 1.45E-6 of the total number of entries for the entire experiment. **count** represents the number of records found for the SLD (in parts per million). **sldDiv** is the raw count divided by the number of records of this gTLD dump file. **oR** is the ratio of raw count to the total number of records of the experiment.  $\phi$ -**sldDiv** represents the  $\phi$  percentile of sldDiv on the entire data-set. **a-srcDiv** is the cumulative srcDiv variable. **a-oR** is the cumulative oR.




Figure 2.1757: Representative SLDs for gTLD: { .vistaprint }. The x axis displays number of times (in parts per million) the corresponding SLD (y axis) was found in the gTLD.

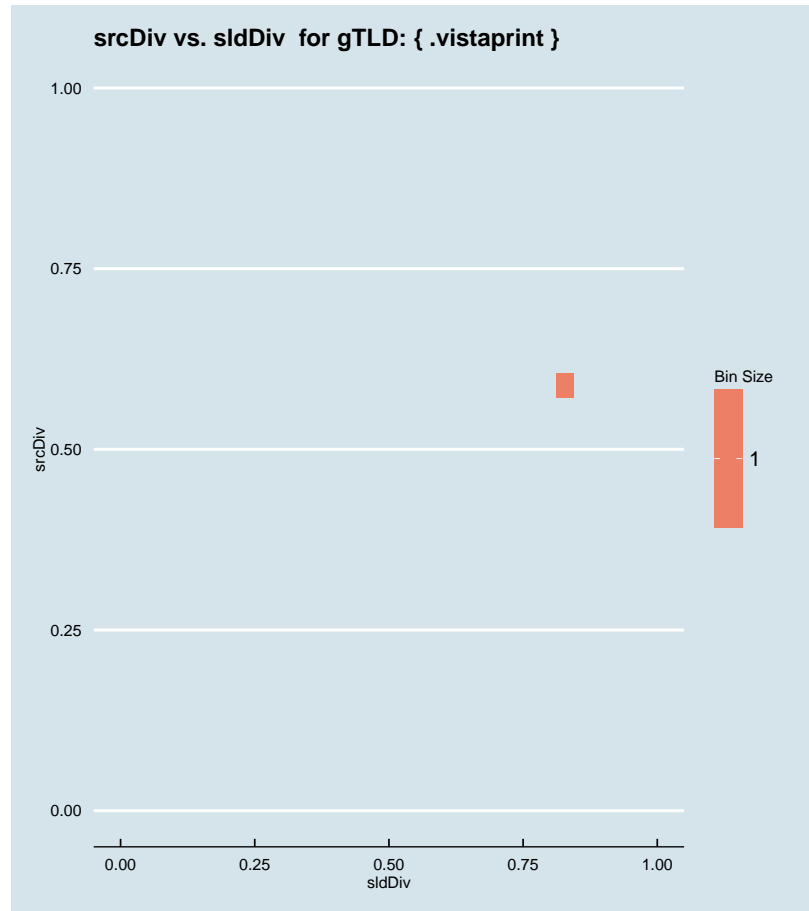


Figure 2.1758: Binned scatter-plot of srcDiv and sldDiv for gTLD: { .vistaprint }.

### ∴ 2.1214 Representative SLDs for gTLD: { .viva }

In this section, we collect representative SLDs related to gTLD: 'viva'. We found 6 unique SLDs after filtering. A total of 13088 records were considered representative and they are 58.257% of the gTLD dump. Since the total number of records for this gTLD is 13088, there are 0 non-representative records (NRep). In addition, this set comprises 5.36E−6 of the entire data-set. Table 2.880 shows the corresponding SLDs ordered by the level of importance. Figure 2.1759 shows the record count (PPM) for each representative SLD. Figure 2.1760 shows the binned scatter-plot of srcDiv and sldDiv.

► { .viva }  
Total SLDs: 6  
a-sldDiv: 58.257%  
a-oR: 0.001%  
NRep: 0

Individual SLD descriptors for gTLD: {viva}										
SLD	count	sldDiv	$\phi$ -sldDiv	ipcount	srcDiv	$\phi$ -srcDiv	oR	a-srcDiv	a-oR	rem
INVALID	0.004	0.160	1.000	4.54E-4	0.126	0.024	1.48E-6	0.160	1.48E-6	9484
INCATB	0.003	0.114	1.000	4.08E-4	0.159	0.033	1.05E-6	0.275	2.53E-6	6920
INCATF	0.002	0.091	1.000	8.4E-5	0.041	0.004	8.39E-7	0.366	3.37E-6	4873
RANDOM10	0.002	0.086	1.000	2.74E-4	0.142	0.027	7.89E-7	0.451	4.16E-6	2947
INCATE	0.002	0.069	1.000	0.001	0.670	0.232	6.38E-7	0.521	4.79E-6	1390
wpad	0.001	0.062	1.000	3.17E-4	0.228	0.054	5.7E-7	0.583	5.36E-6	0

Table 2.880: Top 6 most significant SLDs for gTLD 'viva'. The SLD list holds 58.257% of the entries found in the gTLD and 5.36E-6 of the total number of entries for the entire experiment. **count** represents the number of records found for the SLD (in parts per million). **sldDiv** is the raw count divided by the number of records of this gTLD dump file. **oR** is the ratio of raw count to the total number of records of the experiment.  $\phi$ -**sldDiv** represents the  $\phi$  percentile of sldDiv on the entire data-set. **a-srcDiv** is the cumulative srcDiv variable. **a-oR** is the cumulative oR.

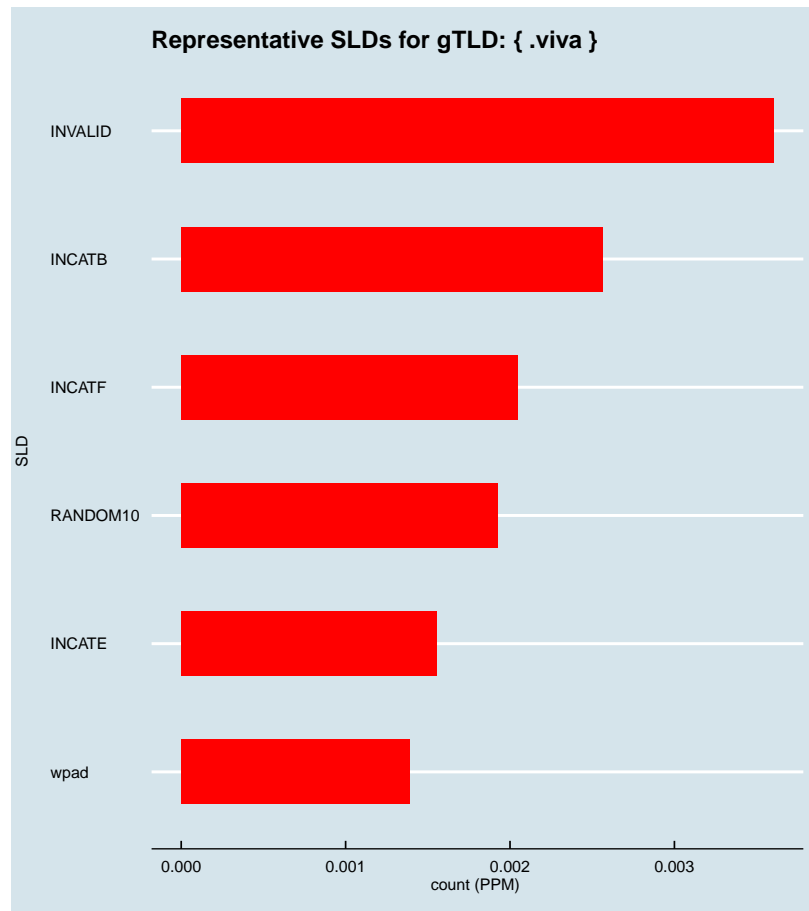


Figure 2.1759: Representative SLDs for gTLD: { .viva }. The  $x$  axis displays number of times (in parts per million) the corresponding SLD ( $y$  axis) was found in the gTLD.

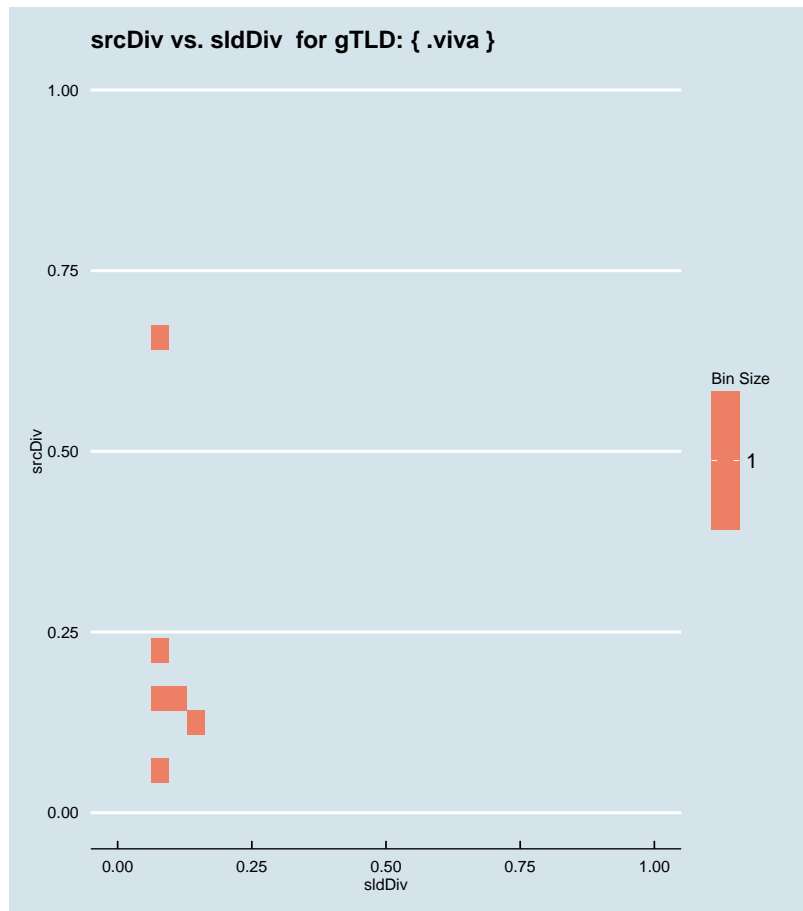


Figure 2.1760: Binned scatter-plot of srcDiv and sldDiv for gTLD: { .viva }.

### :: 2.1215 Representative SLDs for gTLD: { .vivo }

In this section, we collect representative SLDs related to gTLD: 'vivo'. We found 5 unique SLDs after filtering. A total of 13618 records were considered representative and they are 56.329% of the gTLD dump. Since the total number of records for this gTLD is 13618, there are 0 non-representative records (NRep). In addition, this set comprises  $5.58E-6$  of the entire data-set. Table 2.881 shows the corresponding SLDs ordered by the level of importance. Figure 2.1761 shows the record count (PPM) for each representative SLD. Figure 2.1762 shows the binned scatter-plot of srcDiv and sldDiv.

► { .vivo }  
 Total SLDs: 5  
 a-sldDiv: 56.329%  
 a-oR: 0.001%  
 NRep: 0

Individual SLD descriptors for gTLD: {vivo}										
SLD	count	sldDiv	$\phi$ -sldDiv	ipcount	srcDiv	$\phi$ -srcDiv	oR	a-srcDiv	a-oR	rem
RANDOM10	0.005	0.191	1.000	3.1E-4	0.067	0.009	1.89E-6	0.191	1.89E-6	9002
INCATE	0.003	0.111	1.000	9.43E-4	0.352	0.098	1.1E-6	0.302	2.99E-6	6326
INCATB	0.002	0.093	1.000	2.42E-4	0.108	0.019	9.21E-7	0.395	3.91E-6	4078
INVALID	0.002	0.087	1.000	1.16E-4	0.055	0.007	8.67E-7	0.482	4.78E-6	1963
RANDOM13	0.002	0.081	1.000	2.66E-4	0.136	0.026	8.04E-7	0.563	5.58E-6	0

Table 2.881: Top 5 most significant SLDs for gTLD 'vivo'. The SLD list holds 56.329% of the entries found in the gTLD and 5.58E-6 of the total number of entries for the entire experiment. **count** represents the number of records found for the SLD (in parts per million). **sldDiv** is the raw count divided by the number of records of this gTLD dump file. **oR** is the ratio of raw count to the total number of records of the experiment.  **$\phi$ -sldDiv** represents the  $\phi$  percentile of sldDiv on the entire data-set. **a-srcDiv** is the cumulative srcDiv variable. **a-oR** is the cumulative oR.

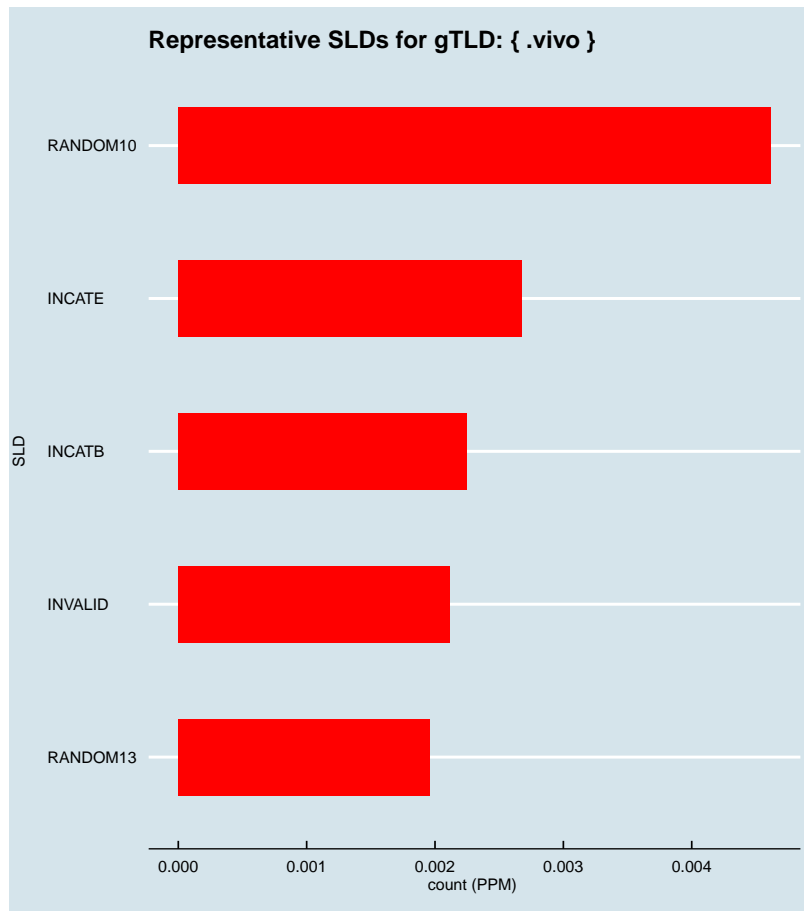


Figure 2.1761: Representative SLDs for gTLD: { .vivo}. The x axis displays number of times (in parts per million) the corresponding SLD (y axis) was found in the gTLD.



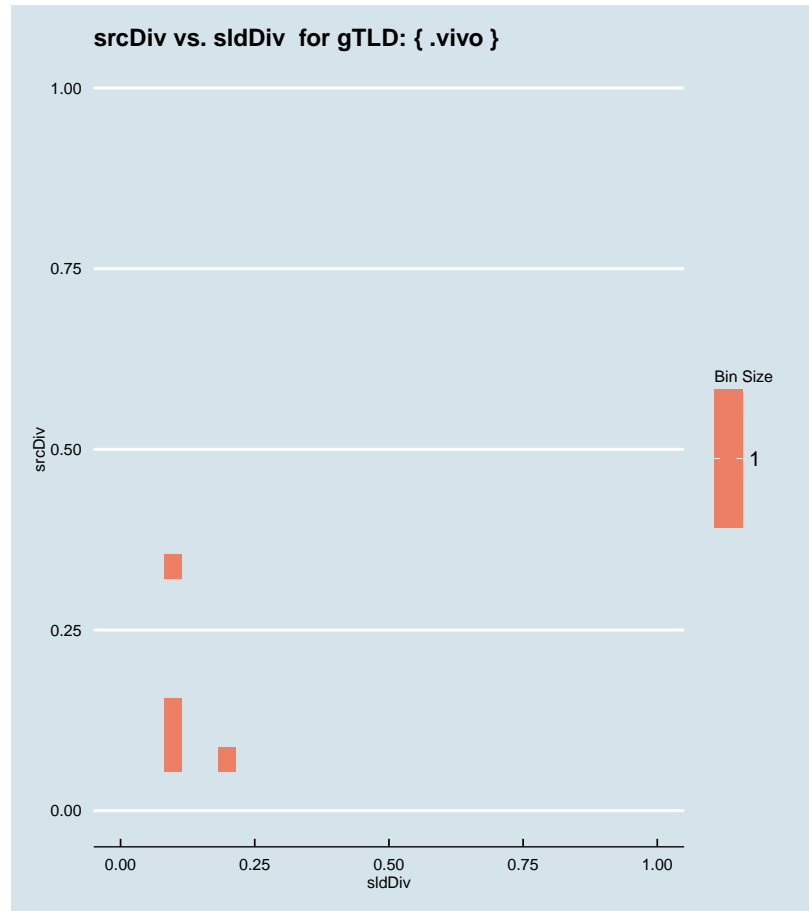


Figure 2.1762: Binned scatter-plot of srcDiv and sldDiv for gTLD: { .vivo }.

### :: 2.1216 Representative SLDs for gTLD: { .vlaanderen }

In this section, we collect representative SLDs related to gTLD: 'vlaanderen'. We found 0 unique SLDs after filtering. A total of 0 records were considered representative and they are 0.000% of the gTLD dump. Since the total number of records for this gTLD is 0, there are 0 non-representative records (NRep). In addition, this set comprises 0E0 of the entire data-set.

► { .vlaanderen }  
Total SLDs: 0  
a-sldDiv: 0.000%  
a-oR: 0.000%  
NRep: 0

### :: 2.1217 Representative SLDs for gTLD: { .vodka }

In this section, we collect representative SLDs related to gTLD: 'vodka'. We found 0

► { .vodka }  
Total SLDs: 0  
a-sldDiv: 0.000%  
a-oR: 0.000%  
NRep: 0



unique SLDs after filtering. A total of 0 records were considered representative and they are 0.000% of the gTLD dump. Since the total number of records for this gTLD is 0, there are 0 non-representative records (NRep). In addition, this set comprises 0E0 of the entire data-set.

### :: 2.1218 Representative SLDs for gTLD: {.volkswagen}

In this section, we collect representative SLDs related to gTLD: 'volkswagen'. We found 0 unique SLDs after filtering. A total of 0 records were considered representative and they are 0.000% of the gTLD dump. Since the total number of records for this gTLD is 0, there are 0 non-representative records (NRep). In addition, this set comprises 0E0 of the entire data-set.

► {.volkswagen}  
 Total SLDs: 0  
 a-sldDiv: 0.000%  
 a-oR: 0.000%  
 NRep: 0

### :: 2.1219 Representative SLDs for gTLD: {.volvo}

In this section, we collect representative SLDs related to gTLD: 'volvo'. We found 4 unique SLDs after filtering. A total of 5749 records were considered representative and they are 44.176% of the gTLD dump. Since the total number of records for this gTLD is 5749, there are 0 non-representative records (NRep). In addition, this set comprises 2.36E-6 of the entire data-set. Table 2.882 shows the corresponding SLDs ordered by the level of importance. Figure 2.1763 shows the record count (PPM) for each representative SLD. Figure 2.1764 shows the binned scatter-plot of srcDiv and sldDiv.

► {.volvo}  
 Total SLDs: 4  
 a-sldDiv: 44.176%  
 a-oR: 0.000%  
 NRep: 0

Individual SLD descriptors for gTLD: {.volvo}										
SLD	count	sldDiv	$\phi$ -sldDiv	ipcount	srcDiv	$\phi$ -srcDiv	oR	a-srcDiv	a-oR	rem
RANDOM10	0.002	0.121	1.000	3.91E-4	0.248	0.057	6.45E-7	0.121	6.45E-7	4174
INCATB	0.002	0.119	1.000	2.14E-4	0.138	0.027	6.36E-7	0.240	1.28E-6	2623
ddk96701	0.001	0.102	1.000	3.5E-5	0.026	0.002	5.46E-7	0.343	1.83E-6	1291
INVALID	0.001	0.099	1.000	1.99E-4	0.154	0.032	5.29E-7	0.442	2.36E-6	0

Table 2.882: Top 4 most significant SLDs for gTLD 'volvo'. The SLD list holds 44.176% of the entries found in the gTLD and 2.36E-6 of the total number of entries for the entire experiment. **count** represents the number of records found for the SLD (in parts per million). **sldDiv** is the raw count divided by the number of records of this gTLD dump file. **oR** is the ratio of raw count to the total number of records of the experiment.  **$\phi$ -sldDiv** represents the  $\phi$  percentile of sldDiv on the entire data-set. **a-srcDiv** is the cumulative srcDiv variable. **a-oR** is the cumulative oR.

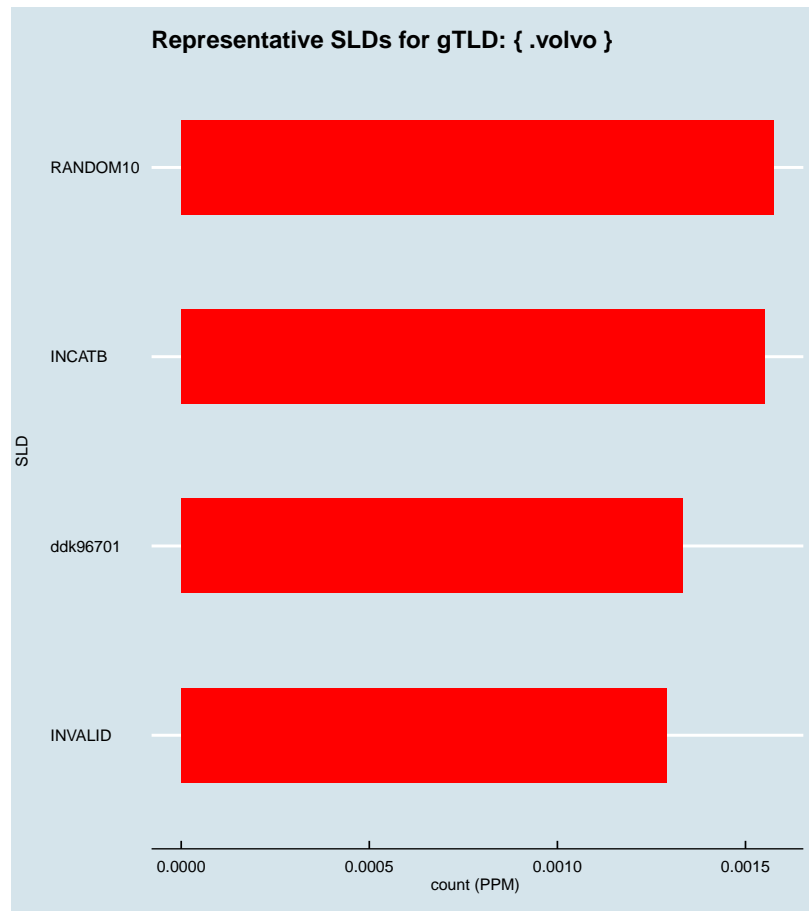


Figure 2.1763: Representative SLDs for gTLD: { .volvo }. The x axis displays number of times (in parts per million) the corresponding SLD (y axis) was found in the gTLD.

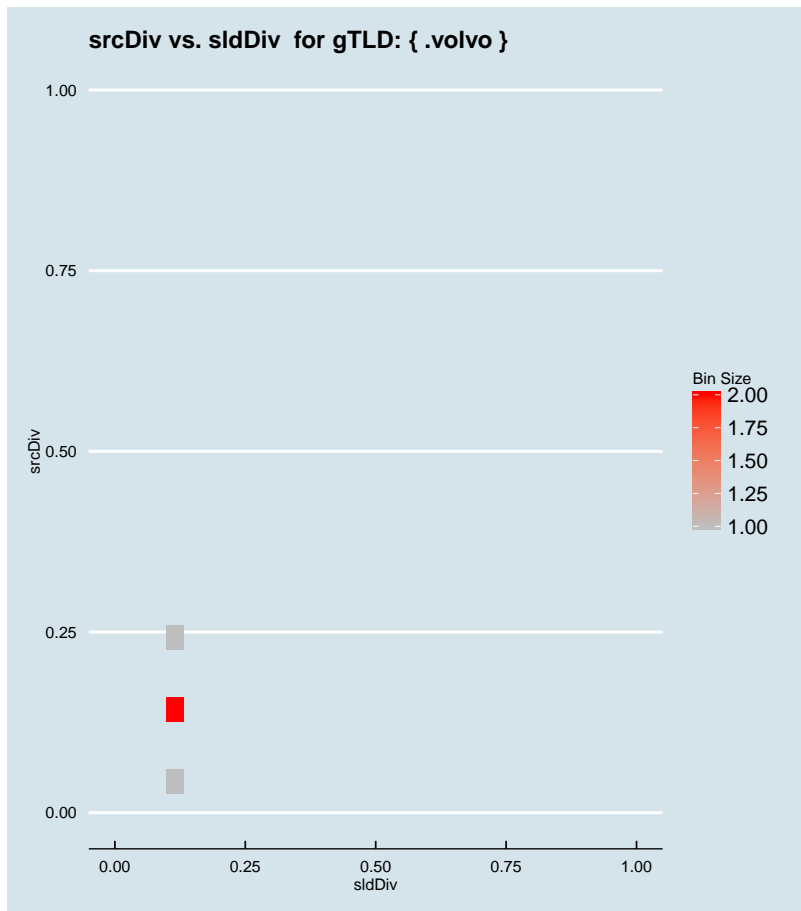


Figure 2.1764: Binned scatter-plot of srcDiv and sldDiv for gTLD: { .volvo }.

### :: 2.1220 Representative SLDs for gTLD: { .vons }

In this section, we collect representative SLDs related to gTLD: 'vons'. We found 0 unique SLDs after filtering. A total of 0 records were considered representative and they are 0.000% of the gTLD dump. Since the total number of records for this gTLD is 0, there are 0 non-representative records (NRep). In addition, this set comprises 0E0 of the entire data-set.

► { .vons }  
 Total SLDs: 0  
 a-sldDiv: 0.000%  
 a-oR: 0.000%  
 NRep: 0

### :: 2.1221 Representative SLDs for gTLD: { .vote }

In this section, we collect representative SLDs related to gTLD: 'vote'. We found 1

► { .vote }  
 Total SLDs: 1  
 a-sldDiv: 24.839%  
 a-oR: 0.000%  
 NRep: 0

unique SLDs after filtering. A total of 1195 records were considered representative and they are 24.839% of the gTLD dump. Since the total number of records for this gTLD is 1195, there are 0 non-representative records (NRep). In addition, this set comprises  $4.9E-7$  of the entire data-set. Table 2.883 shows the corresponding SLDs ordered by the level of importance. Figure 2.1765 shows the record count (PPM) for each representative SLD. Figure 2.1766 shows the binned scatter-plot of srcDiv and sldDiv.

Individual SLD descriptors for gTLD: {vote}										
SLD	count	sldDiv	$\phi$ -sldDiv	ipcount	srcDiv	$\phi$ -srcDiv	oR	a-srcDiv	a-oR	rem
electoral	0.001	0.248	1.000	$1.7E-5$	0.014	$8.66E-4$	$4.9E-7$	0.248	$4.9E-7$	0

Table 2.883: Top 1 most significant SLDs for gTLD 'vote'. The SLD list holds 24.839% of the entries found in the gTLD and  $4.9E-7$  of the total number of entries for the entire experiment. **count** represents the number of records found for the SLD (in parts per million). **sldDiv** is the raw count divided by the number of records of this gTLD dump file. **oR** is the ratio of raw count to the total number of records of the experiment.  **$\phi$ -sldDiv** represents the  $\phi$  percentile of sldDiv on the entire data-set. **a-srcDiv** is the cumulative srcDiv variable. **a-oR** is the cumulative oR.

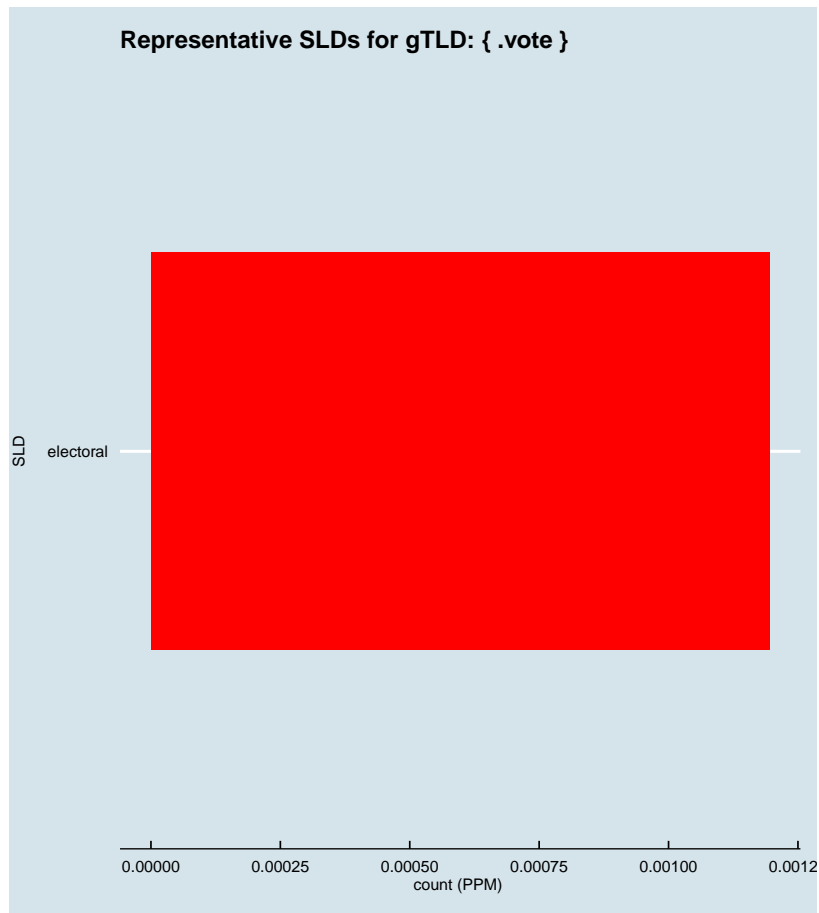


Figure 2.1765: Representative SLDs for gTLD: { .vote}. The  $x$  axis displays number of times (in parts per million) the corresponding SLD ( $y$  axis) was found in the gTLD.

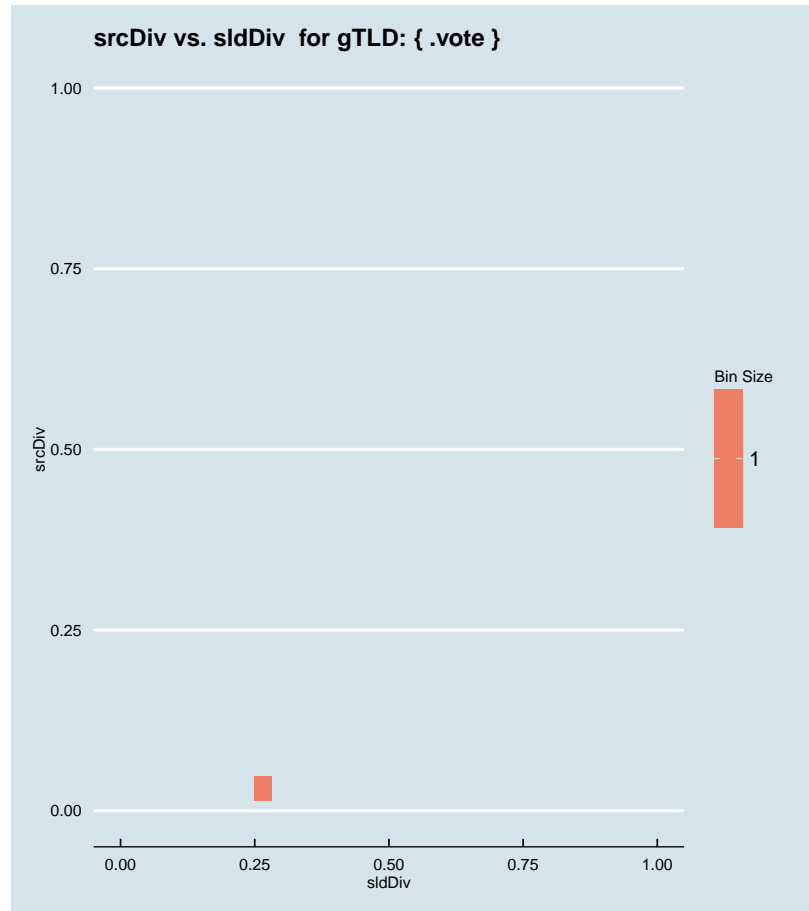


Figure 2.1766: Binned scatter-plot of srcDiv and sldDiv for gTLD: {.vote}.

### :: 2.1222 Representative SLDs for gTLD: {.voting}

In this section, we collect representative SLDs related to gTLD: 'voting'. We found 0 unique SLDs after filtering. A total of 0 records were considered representative and they are 0.000% of the gTLD dump. Since the total number of records for this gTLD is 0, there are 0 non-representative records (NRep). In addition, this set comprises 0E0 of the entire data-set.

► {.voting}  
Total SLDs: 0  
a-sldDiv: 0.000%  
a-oR: 0.000%  
NRep: 0

### :: 2.1223 Representative SLDs for gTLD: {.voto}

In this section, we collect representative SLDs related to gTLD: 'voto'. We found 0

► {.voto}  
Total SLDs: 0  
a-sldDiv: 0.000%  
a-oR: 0.000%  
NRep: 0



unique SLDs after filtering. A total of 0 records were considered representative and they are 0.000% of the gTLD dump. Since the total number of records for this gTLD is 0, there are 0 non-representative records (NRep). In addition, this set comprises 0E0 of the entire data-set.

### :: 2.1224 Representative SLDs for gTLD: {.voyage}

In this section, we collect representative SLDs related to gTLD: 'voyage'. We found 5 unique SLDs after filtering. A total of 30185 records were considered representative and they are 84.153% of the gTLD dump. Since the total number of records for this gTLD is 30185, there are 0 non-representative records (NRep). In addition, this set comprises 1.24E−5 of the entire data-set. Table 2.884 shows the corresponding SLDs ordered by the level of importance. Figure 2.1767 shows the record count (PPM) for each representative SLD. Figure 2.1768 shows the binned scatter-plot of srcDiv and sldDiv.

► {.voyage}  
 Total SLDs: 5  
 a-sldDiv: 84.153%  
 a-oR: 0.001%  
 NRep: 0

Individual SLD descriptors for gTLD: {.voyage}										
SLD	count	sldDiv	$\phi$ -sldDiv	ipcount	srcDiv	$\phi$ -srcDiv	oR	a-srcDiv	a-oR	rem
aws-apne	0.019	0.533	1.000	3.89E−4	0.020	0.001	7.83E−6	0.533	7.83E−6	11067
RANDOM13	0.006	0.166	1.000	5.71E−4	0.096	0.016	2.44E−6	0.699	1.03E−5	5110
INCATD	0.002	0.059	1.000	2.7E−4	0.127	0.024	8.75E−7	0.759	1.12E−5	2976
INCATF	0.002	0.042	1.000	1.01E−4	0.067	0.009	6.19E−7	0.801	1.18E−5	1465
aws-apse	0.001	0.041	1.000	1.76E−4	0.120	0.022	6E−7	0.842	1.24E−5	0

Table 2.884: Top 5 most significant SLDs for gTLD 'voyage'. The SLD list holds 84.153% of the entries found in the gTLD and 1.24E−5 of the total number of entries for the entire experiment. **count** represents the number of records found for the SLD (in parts per million). **sldDiv** is the raw count divided by the number of records of this gTLD dump file. **oR** is the ratio of raw count to the total number of records of the experiment.  **$\phi$ -sldDiv** represents the  $\phi$  percentile of sldDiv on the entire data-set. **a-srcDiv** is the cumulative srcDiv variable. **a-oR** is the cumulative oR.



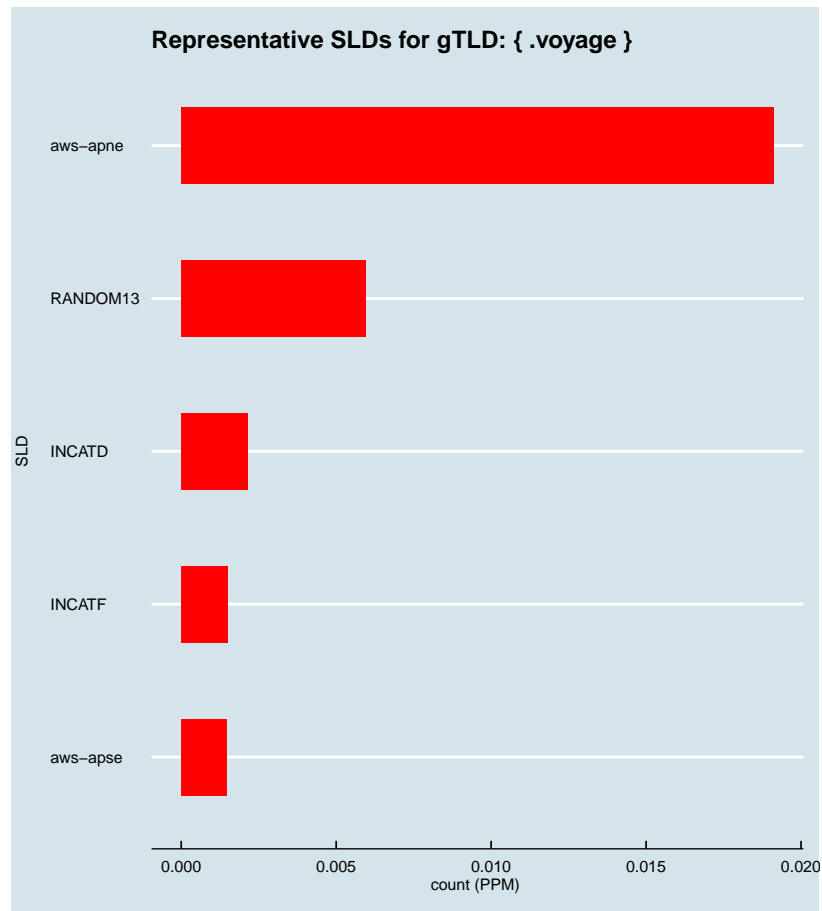


Figure 2.1767: Representative SLDs for gTLD: { .voyage }. The  $x$  axis displays number of times (in parts per million) the corresponding SLD ( $y$  axis) was found in the gTLD.

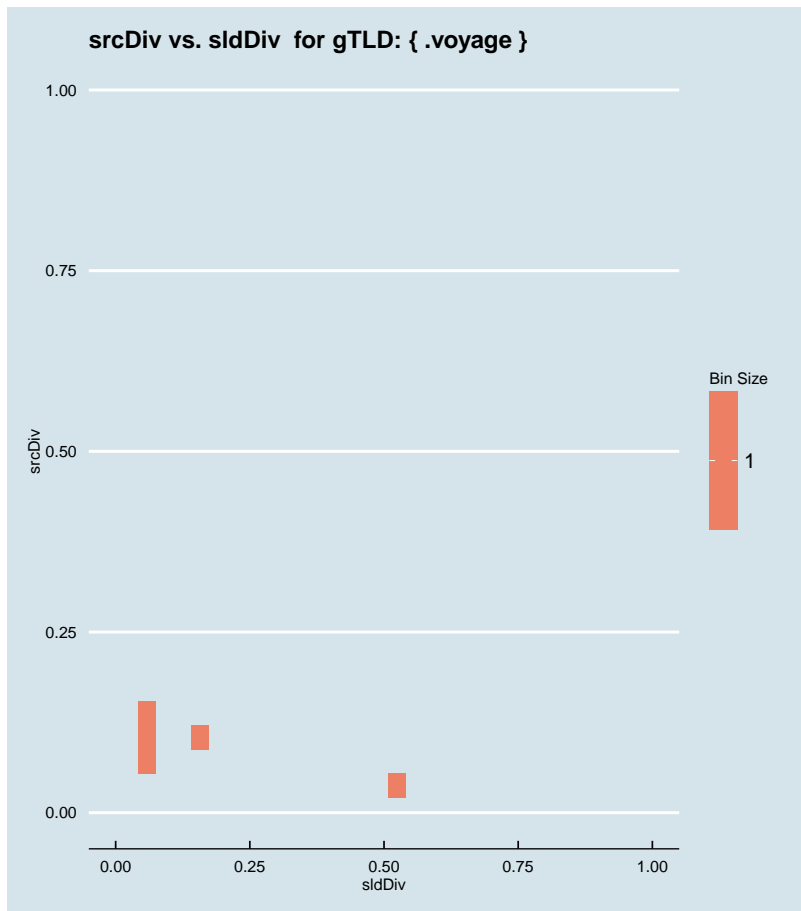


Figure 2.1768: Binned scatter-plot of srcDiv and sldDiv for gTLD: {.voyage}.

∴ 2.1225 Representative SLDs for gTLD: {.vuelos}

In this section, we collect representative SLDs related to gTLD: 'vuelos'. We found 0 unique SLDs after filtering. A total of 0 records were considered representative and they are 0.000% of the gTLD dump. Since the total number of records for this gTLD is 0, there are 0 non-representative records (NRep). In addition, this set comprises 0E0 of the entire data-set.

► {.vuelos}  
 Total SLDs: 0  
 a-sldDiv: 0.000%  
 a-oR: 0.000%  
 NRep: 0

∴ 2.1226 Representative SLDs for gTLD: {.wales}

In this section, we collect representative SLDs related to gTLD: 'wales'. We found 1

► {.wales}  
 Total SLDs: 1  
 a-sldDiv: 51.262%  
 a-oR: 0.000%  
 NRep: 0

unique SLDs after filtering. A total of 4773 records were considered representative and they are 51.262% of the gTLD dump. Since the total number of records for this gTLD is 4773, there are 0 non-representative records (NRep). In addition, this set comprises  $1.96E-6$  of the entire data-set. Table 2.885 shows the corresponding SLDs ordered by the level of importance. Figure 2.1769 shows the record count (PPM) for each representative SLD. Figure 2.1770 shows the binned scatter-plot of srcDiv and sldDiv.

Individual SLD descriptors for gTLD: {wales}										
SLD	count	sldDiv	$\phi$ -sldDiv	ipcount	srcDiv	$\phi$ -srcDiv	oR	a-srcDiv	a-oR	rem
INVALID	0.005	0.513	1.000	0.002	0.339	0.096	$1.96E-6$	0.513	$1.96E-6$	0

Table 2.885: Top 1 most significant SLDs for gTLD 'wales'. The SLD list holds 51.262% of the entries found in the gTLD and  $1.96E-6$  of the total number of entries for the entire experiment. **count** represents the number of records found for the SLD (in parts per million). **sldDiv** is the raw count divided by the number of records of this gTLD dump file. **oR** is the ratio of raw count to the total number of records of the experiment.  **$\phi$ -sldDiv** represents the  $\phi$  percentile of sldDiv on the entire data-set. **a-srcDiv** is the cumulative srcDiv variable. **a-oR** is the cumulative oR.

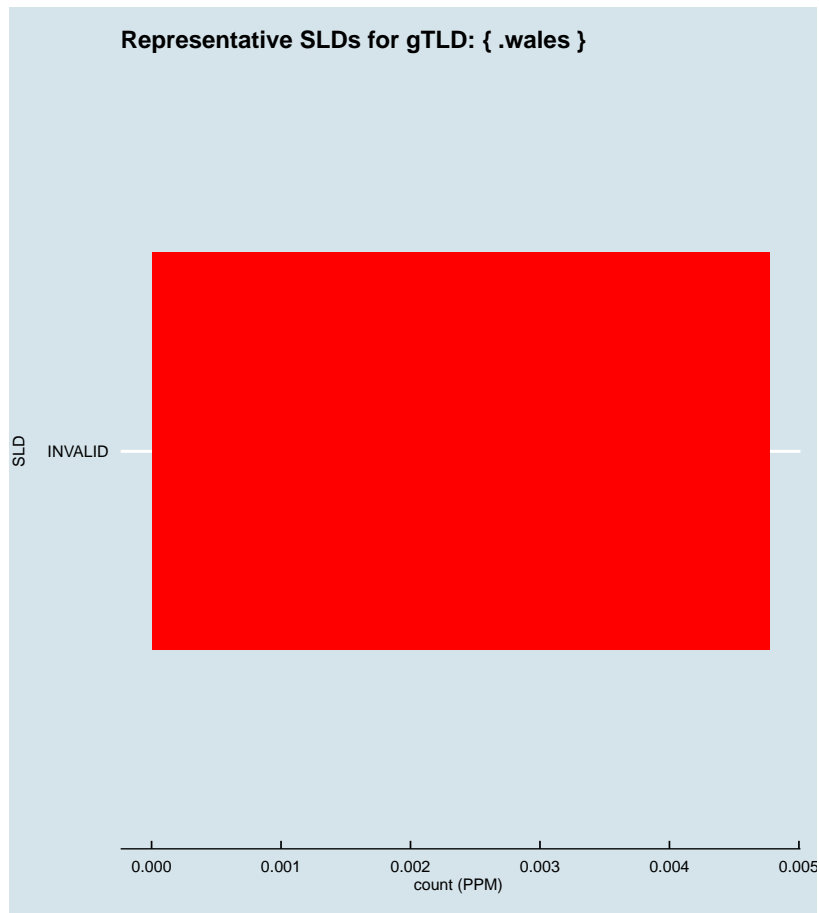


Figure 2.1769: Representative SLDs for gTLD: { .wales }. The  $x$  axis displays number of times (in parts per million) the corresponding SLD ( $y$  axis) was found in the gTLD.

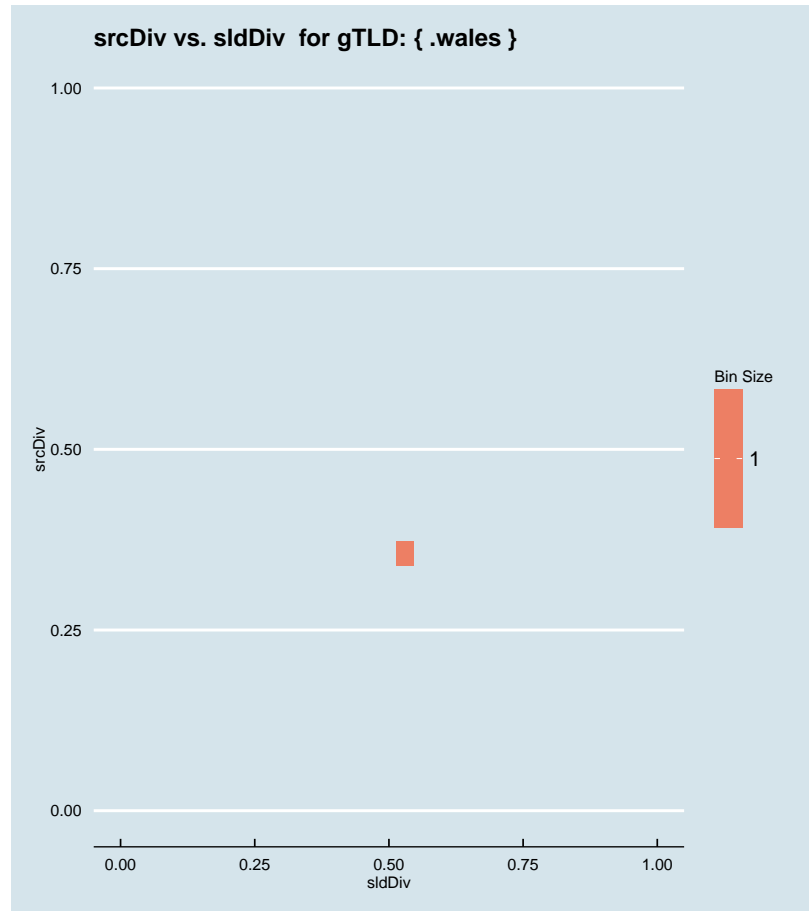


Figure 2.1770: Binned scatter-plot of srcDiv and sldDiv for gTLD: {.wales}.

### :: 2.1227 Representative SLDs for gTLD: {.walmart}

In this section, we collect representative SLDs related to gTLD: 'walmart'. We found 5 unique SLDs after filtering. A total of 26213 records were considered representative and they are 86.406% of the gTLD dump. Since the total number of records for this gTLD is 26213, there are 0 non-representative records (NRep). In addition, this set comprises  $1.07E-5$  of the entire data-set. Table 2.886 shows the corresponding SLDs ordered by the level of importance. Figure 2.1771 shows the record count (PPM) for each representative SLD. Figure 2.1772 shows the binned scatter-plot of srcDiv and sldDiv.

► {.walmart}  
Total SLDs: 5  
a-sldDiv: 86.406%  
a-oR: 0.001%  
NRep: 0

Individual SLD descriptors for gTLD: {walmart}										
SLD	count	sldDiv	$\phi$ -sldDiv	ipcount	srcDiv	$\phi$ -srcDiv	oR	a-srcDiv	a-oR	rem
INCATE	0.012	0.387	1.000	0.005	0.464	0.127	4.81E-6	0.387	4.81E-6	14468
INCATB	0.006	0.184	1.000	1.9E-4	0.034	0.003	2.28E-6	0.571	7.1E-6	8899
INCATD	0.004	0.127	1.000	0.002	0.464	0.127	1.57E-6	0.697	8.67E-6	5056
SHORTSLD	0.003	0.105	1.000	0.002	0.470	0.127	1.31E-6	0.803	9.98E-6	1859
INVALID	0.002	0.061	1.000	9.7E-5	0.052	0.006	7.62E-7	0.864	1.07E-5	0

Table 2.886: Top 5 most significant SLDs for gTLD 'walmart'. The SLD list holds 86.406% of the entries found in the gTLD and 1.07E-5 of the total number of entries for the entire experiment. **count** represents the number of records found for the SLD (in parts per million). **sldDiv** is the raw count divided by the number of records of this gTLD dump file. **oR** is the ratio of raw count to the total number of records of the experiment.  $\phi$ -**sldDiv** represents the  $\phi$  percentile of sldDiv on the entire data-set. **a-srcDiv** is the cumulative srcDiv variable. **a-oR** is the cumulative oR.

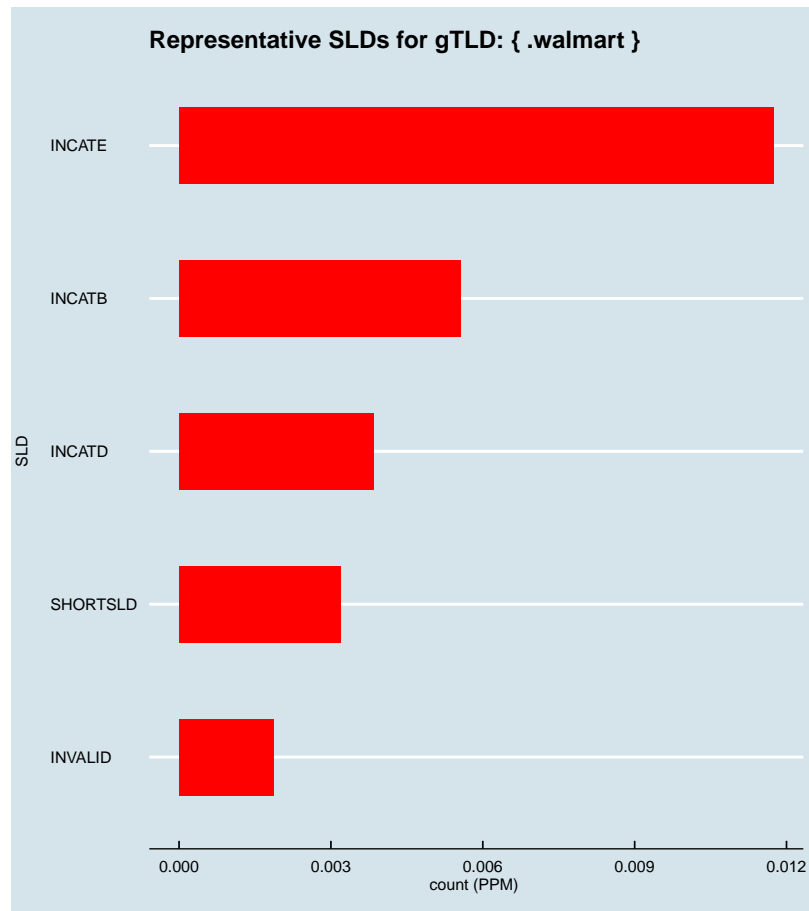


Figure 2.1771: Representative SLDs for gTLD: { .walmart }. The x axis displays number of times (in parts per million) the corresponding SLD (y axis) was found in the gTLD.

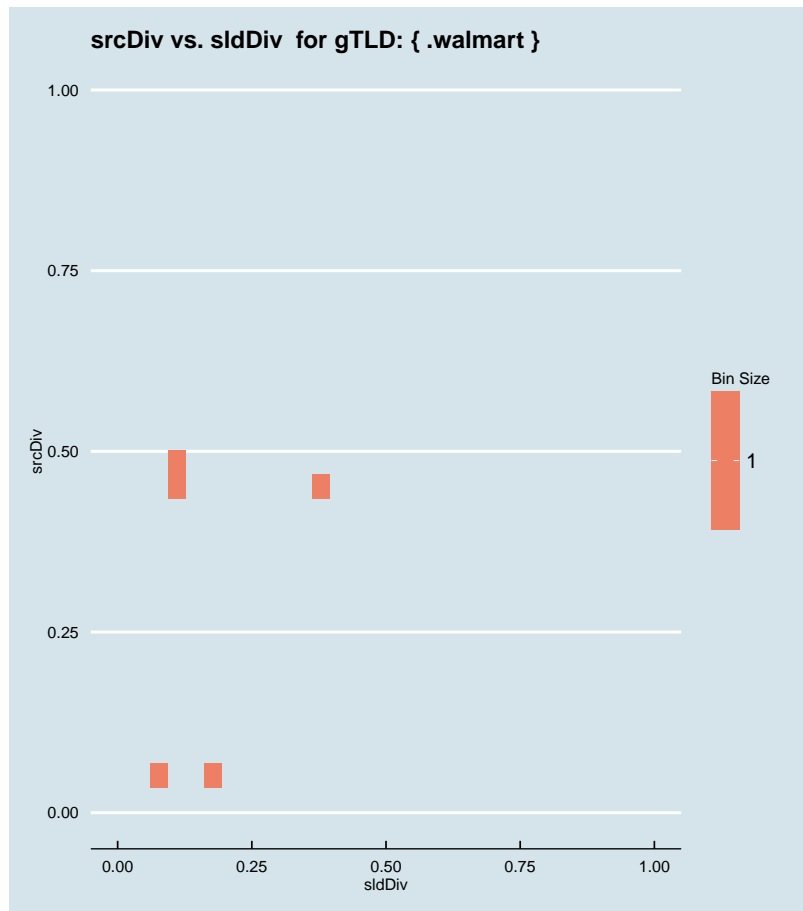


Figure 2.1772: Binned scatter-plot of srcDiv and sldDiv for gTLD: { .walmart }.

### :: 2.1228 Representative SLDs for gTLD: { .walter }

In this section, we collect representative SLDs related to gTLD: 'walter'. We found 8 unique SLDs after filtering. A total of 30255 records were considered representative and they are 78.356% of the gTLD dump. Since the total number of records for this gTLD is 30255, there are 0 non-representative records (NRep). In addition, this set comprises  $1.24E-5$  of the entire data-set. Table 2.887 shows the corresponding SLDs ordered by the level of importance. Figure 2.1773 shows the record count (PPM) for each representative SLD. Figure 2.1774 shows the binned scatter-plot of srcDiv and sldDiv.

► { .walter }  
 Total SLDs: 8  
 a-sldDiv: 78.356%  
 a-oR: 0.001%  
 NRep: 0



Individual SLD descriptors for gTLD: {walter}										
SLD	count	sldDiv	$\phi$ -sldDiv	ipcount	srcDiv	$\phi$ -srcDiv	oR	a-srcDiv	a-oR	rem
wpad	0.005	0.142	1.000	0.001	0.237	0.056	2.25E-6	0.142	2.25E-6	24773
RANDOM10	0.005	0.133	1.000	6.91E-4	0.134	0.026	2.11E-6	0.275	4.35E-6	19634
INVALID	0.005	0.133	1.000	6.42E-4	0.125	0.024	2.1E-6	0.408	6.45E-6	14516
INCATB	0.005	0.122	1.000	5.27E-4	0.112	0.020	1.94E-6	0.530	8.39E-6	9791
INCATC	0.003	0.078	1.000	4.32E-4	0.144	0.030	1.23E-6	0.608	9.61E-6	6796
isatap	0.003	0.077	1.000	0.001	0.357	0.099	1.22E-6	0.685	1.08E-5	3811
RANDOM13	0.002	0.056	1.000	4.36E-4	0.202	0.048	8.84E-7	0.741	1.17E-5	1655
walter-pc	0.002	0.043	1.000	1.41E-4	0.085	0.013	6.78E-7	0.784	1.24E-5	0

Table 2.887: Top 8 most significant SLDs for gTLD 'walter'. The SLD list holds 78.356% of the entries found in the gTLD and  $1.24E-5$  of the total number of entries for the entire experiment. **count** represents the number of records found for the SLD (in parts per million). **sldDiv** is the raw count divided by the number of records of this gTLD dump file. **oR** is the ratio of raw count to the total number of records of the experiment.  $\phi$ -**sldDiv** represents the  $\phi$  percentile of sldDiv on the entire data-set. **a-srcDiv** is the cumulative srcDiv variable. **a-oR** is the cumulative oR.

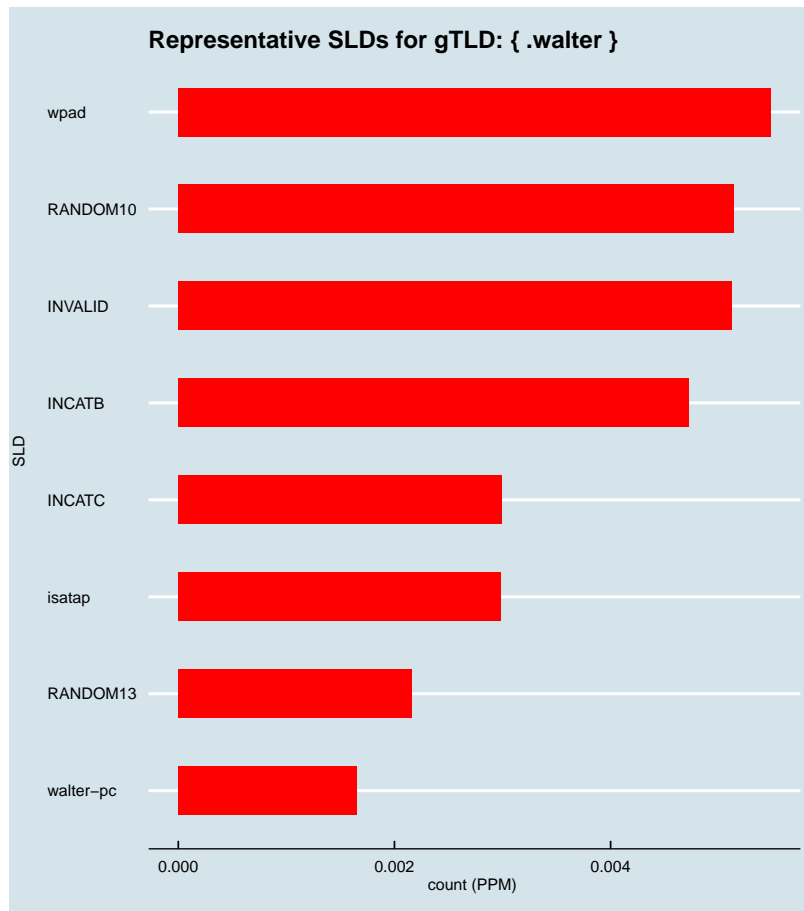


Figure 2.1773: Representative SLDs for gTLD: { .walter}. The *x* axis displays number of times (in parts per million) the corresponding SLD (*y* axis) was found in the gTLD.

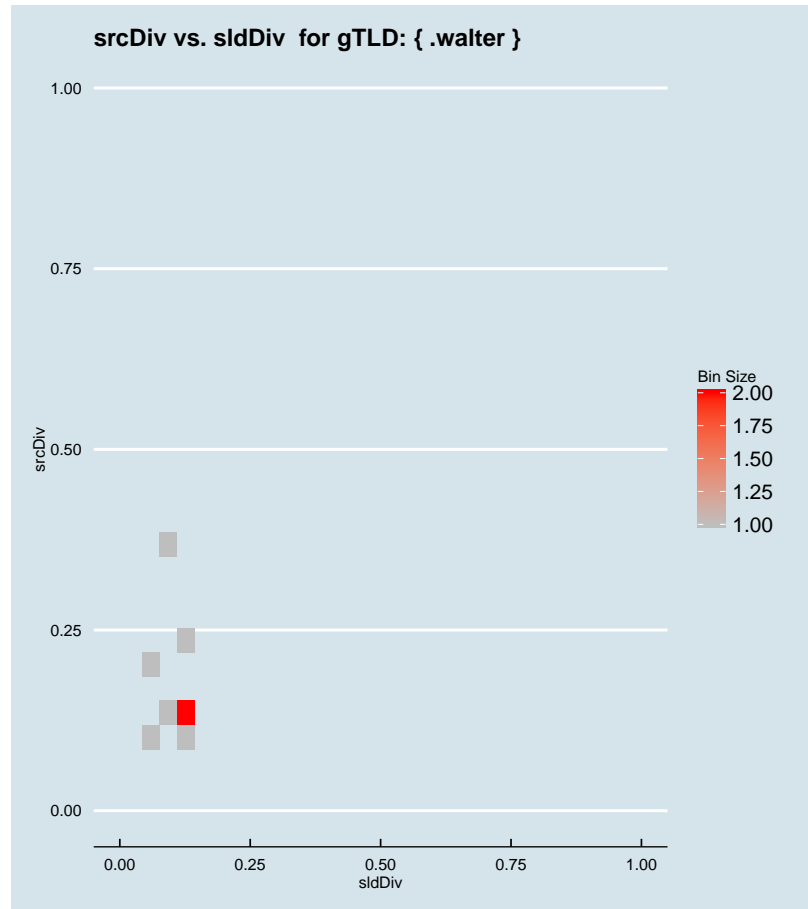


Figure 2.1774: Binned scatter-plot of srcDiv and sldDiv for gTLD: { .walter }.

### :: 2.1229 Representative SLDs for gTLD: { .wang }

In this section, we collect representative SLDs related to gTLD: 'wang'. We found 10 unique SLDs after filtering. A total of 80699 records were considered representative and they are 71.605% of the gTLD dump. Since the total number of records for this gTLD is 80699, there are 0 non-representative records (NRep). In addition, this set comprises  $3.31E-5$  of the entire data-set. Table 2.888 shows the corresponding SLDs ordered by the level of importance. Figure 2.1775 shows the record count (PPM) for each representative SLD. Figure 2.1776 shows the binned scatter-plot of srcDiv and sldDiv.

► { .wang }  
Total SLDs: 10  
a-sldDiv: 71.605%  
a-oR: 0.003%  
NRep: 0

Individual SLD descriptors for gTLD: {.wang}										
SLD	count	sldDiv	$\phi$ -sldDiv	ipcount	srcDiv	$\phi$ -srcDiv	oR	a-srcDiv	a-oR	rem
INCATB	0.023	0.204	1.000	0.003	0.121	0.022	9.42E-6	0.204	9.42E-6	57719
INVALID	0.021	0.184	1.000	0.002	0.100	0.016	8.5E-6	0.388	1.79E-5	36971
RANDOM10	0.010	0.086	1.000	0.002	0.180	0.039	3.99E-6	0.474	2.19E-5	27231
wpad	0.008	0.072	1.000	0.002	0.306	0.078	3.32E-6	0.546	2.52E-5	19132
INCATC	0.005	0.043	1.000	0.001	0.237	0.056	1.97E-6	0.589	2.72E-5	14334
isatap	0.004	0.039	1.000	0.002	0.371	0.102	1.82E-6	0.628	2.9E-5	9901
SHORTSLD	0.004	0.032	1.000	7.95E-4	0.220	0.051	1.48E-6	0.660	3.05E-5	6292
INCATI	0.002	0.021	0.999	1.61E-4	0.068	0.010	9.75E-7	0.681	3.15E-5	3912
RANDOM13	0.002	0.018	0.999	3.81E-4	0.184	0.041	8.48E-7	0.700	3.23E-5	1843
INCATF	0.002	0.016	0.999	3.78E-4	0.205	0.048	7.55E-7	0.716	3.31E-5	0

Table 2.888: Top 10 most significant SLDs for gTLD 'wang'. The SLD list holds 71.605% of the entries found in the gTLD and 3.31E-5 of the total number of entries for the entire experiment. **count** represents the number of records found for the SLD (in parts per million). **sldDiv** is the raw count divided by the number of records of this gTLD dump file. **oR** is the ratio of raw count to the total number of records of the experiment.  **$\phi$ -sldDiv** represents the  $\phi$  percentile of sldDiv on the entire data-set. **a-srcDiv** is the cumulative srcDiv variable. **a-oR** is the cumulative oR.

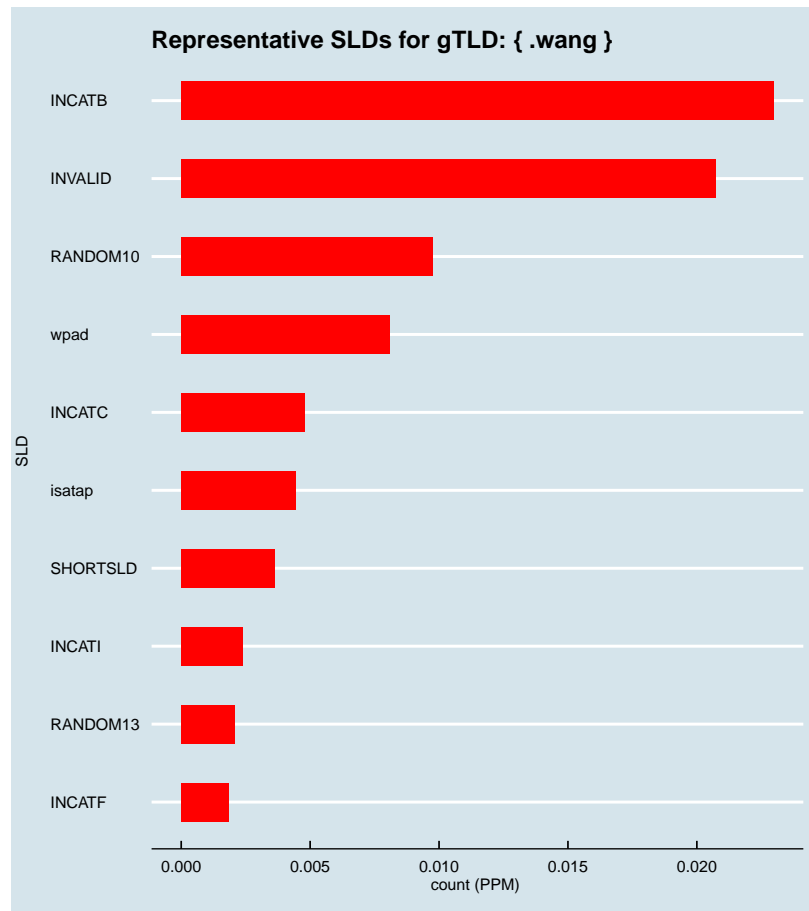


Figure 2.1775: Representative SLDs for gTLD: { .wang }. The x axis displays number of times (in parts per million) the corresponding SLD (y axis) was found in the gTLD.

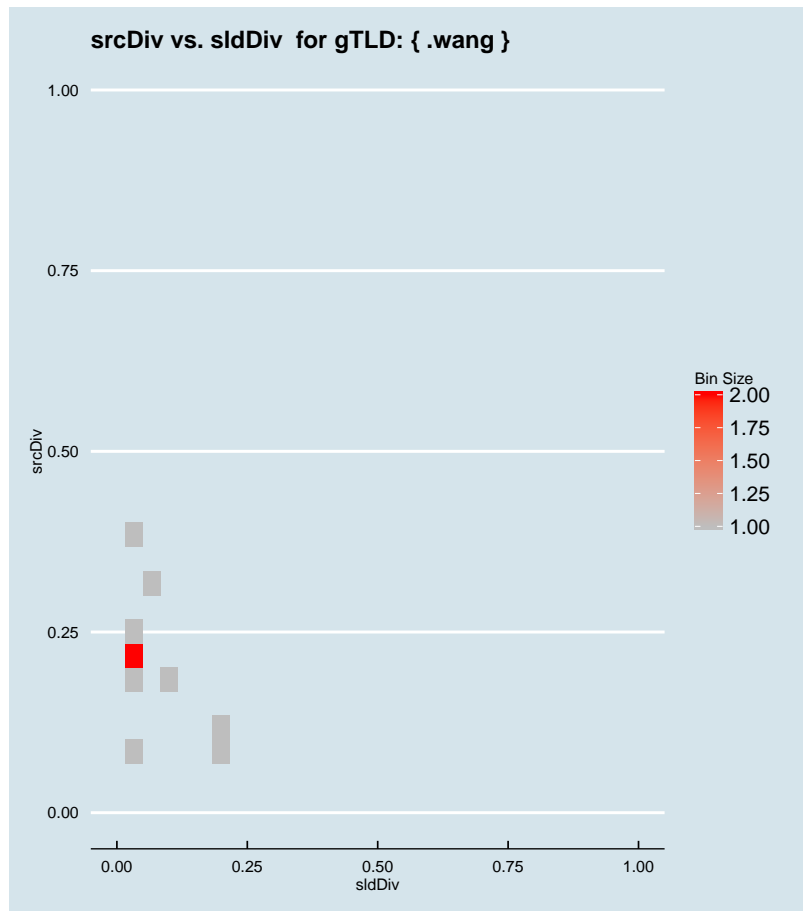


Figure 2.1776: Binned scatter-plot of srcDiv and sldDiv for gTLD: { .wang }.

∴ 2.1230 Representative SLDs for gTLD: { .wanggou }

In this section, we collect representative SLDs related to gTLD: 'wanggou'. We found 0 unique SLDs after filtering. A total of 0 records were considered representative and they are 0.000% of the gTLD dump. Since the total number of records for this gTLD is 0, there are 0 non-representative records (NRep). In addition, this set comprises 0E0 of the entire data-set.

► { .wanggou }  
 Total SLDs: 0  
 a-sldDiv: 0.000%  
 a-oR: 0.000%  
 NRep: 0

∴ 2.1231 Representative SLDs for gTLD: { .warman }

In this section, we collect representative SLDs related to gTLD: 'warman'. We found 0

► { .warman }  
 Total SLDs: 0  
 a-sldDiv: 0.000%  
 a-oR: 0.000%  
 NRep: 0

unique SLDs after filtering. A total of 0 records were considered representative and they are 0.000% of the gTLD dump. Since the total number of records for this gTLD is 0, there are 0 non-representative records (NRep). In addition, this set comprises 0E0 of the entire data-set.

### :: 2.1232 Representative SLDs for gTLD: {.watch}

In this section, we collect representative SLDs related to gTLD: 'watch'. We found 3 unique SLDs after filtering. A total of 28052 records were considered representative and they are 75.023% of the gTLD dump. Since the total number of records for this gTLD is 28052, there are 0 non-representative records (NRep). In addition, this set comprises 1.15E−5 of the entire data-set. Table 2.889 shows the corresponding SLDs ordered by the level of importance. Figure 2.1777 shows the record count (PPM) for each representative SLD. Figure 2.1778 shows the binned scatter-plot of srcDiv and sldDiv.

▶ {.watch}  
Total SLDs: 3  
a-sldDiv: 75.023%  
a-oR: 0.001%  
NRep: 0

Individual SLD descriptors for gTLD: {.watch}										
SLD	count	sldDiv	$\phi$ -sldDiv	ipcount	srcDiv	$\phi$ -srcDiv	oR	a-srcDiv	a-oR	rem
INCATB	0.015	0.400	1.000	0.006	0.390	0.106	6.14E−6	0.400	6.14E−6	13078
INCATE	0.008	0.208	1.000	0.004	0.538	0.181	3.18E−6	0.608	9.32E−6	5311
INCATC	0.005	0.142	1.000	0.001	0.259	0.066	2.18E−6	0.750	1.15E−5	0

Table 2.889: Top 3 most significant SLDs for gTLD 'watch'. The SLD list holds 75.023% of the entries found in the gTLD and 1.15E−5 of the total number of entries for the entire experiment. **count** represents the number of records found for the SLD (in parts per million). **sldDiv** is the raw count divided by the number of records of this gTLD dump file. **oR** is the ratio of raw count to the total number of records of the experiment.  **$\phi$ -sldDiv** represents the  $\phi$  percentile of sldDiv on the entire data-set. **a-srcDiv** is the cumulative srcDiv variable. **a-oR** is the cumulative oR.





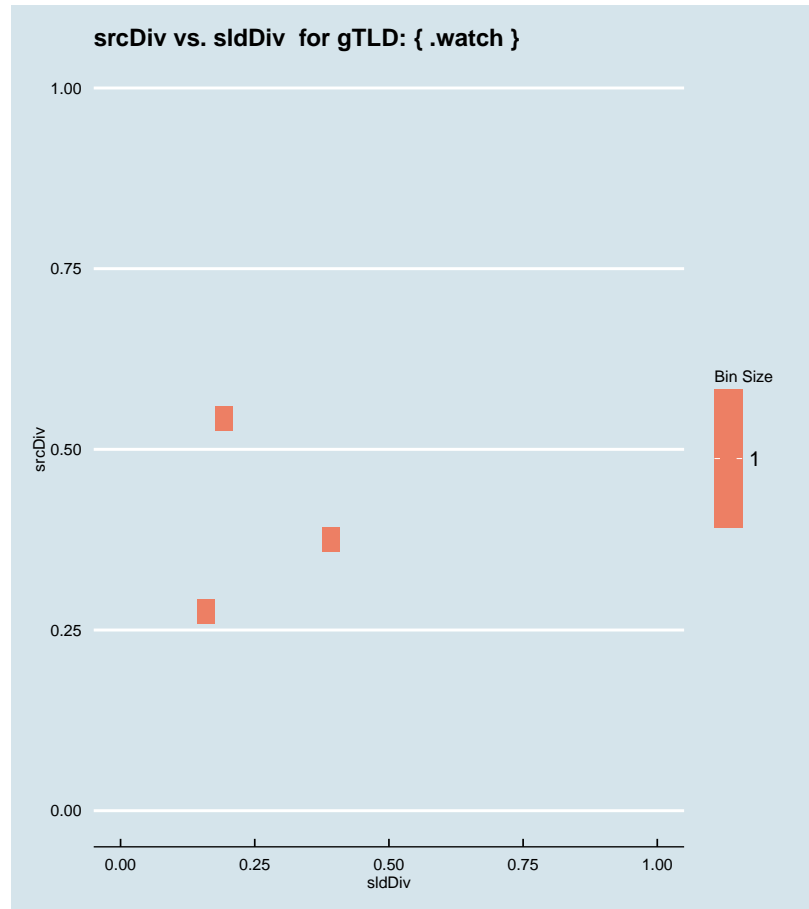


Figure 2.1778: Binned scatter-plot of srcDiv and sldDiv for gTLD: { .watch }.

### :: 2.1233 Representative SLDs for gTLD: { .watches }

In this section, we collect representative SLDs related to gTLD: 'watches'. We found 0 unique SLDs after filtering. A total of 0 records were considered representative and they are 0.000% of the gTLD dump. Since the total number of records for this gTLD is 0, there are 0 non-representative records (NRep). In addition, this set comprises 0E0 of the entire data-set.

► { .watches }  
Total SLDs: 0  
a-sldDiv: 0.000%  
a-oR: 0.000%  
NRep: 0

### :: 2.1234 Representative SLDs for gTLD: { .weather }

In this section, we collect representative SLDs related to gTLD: 'weather'. We found 6

► { .weather }  
Total SLDs: 6  
a-sldDiv: 75.453%  
a-oR: 0.001%  
NRep: 0

unique SLDs after filtering. A total of 25854 records were considered representative and they are 75.453% of the gTLD dump. Since the total number of records for this gTLD is 25854, there are 0 non-representative records (NRep). In addition, this set comprises  $1.06E-5$  of the entire data-set. Table 2.890 shows the corresponding SLDs ordered by the level of importance. Figure 2.1779 shows the record count (PPM) for each representative SLD. Figure 2.1780 shows the binned scatter-plot of srcDiv and sldDiv.

Individual SLD descriptors for gTLD: {weather}										
SLD	count	sldDiv	$\phi$ -sldDiv	ipcount	srcDiv	$\phi$ -srcDiv	oR	a-srcDiv	a-oR	rem
INCATE	0.012	0.346	1.000	0.006	0.506	0.177	$4.86E-6$	0.346	$4.86E-6$	13999
INCATB	0.005	0.157	1.000	0.002	0.315	0.080	$2.21E-6$	0.503	$7.07E-6$	8606
INCATC	0.003	0.090	1.000	0.001	0.447	0.123	$1.27E-6$	0.594	$8.34E-6$	5508
RANDOM13	0.002	0.061	1.000	$5.63E-4$	0.270	0.068	$8.54E-7$	0.655	$9.19E-6$	3424
INVALID	0.002	0.055	1.000	$1.71E-4$	0.091	0.015	$7.68E-7$	0.709	$9.96E-6$	1551
nul	0.002	0.045	1.000	$5.9E-5$	0.038	0.004	$6.36E-7$	0.755	$1.06E-5$	0

Table 2.890: Top 6 most significant SLDs for gTLD 'weather'. The SLD list holds 75.453% of the entries found in the gTLD and  $1.06E-5$  of the total number of entries for the entire experiment. **count** represents the number of records found for the SLD (in parts per million). **sldDiv** is the raw count divided by the number of records of this gTLD dump file. **oR** is the ratio of raw count to the total number of records of the experiment.  **$\phi$ -sldDiv** represents the  $\phi$  percentile of sldDiv on the entire data-set. **a-srcDiv** is the cumulative srcDiv variable. **a-oR** is the cumulative oR.

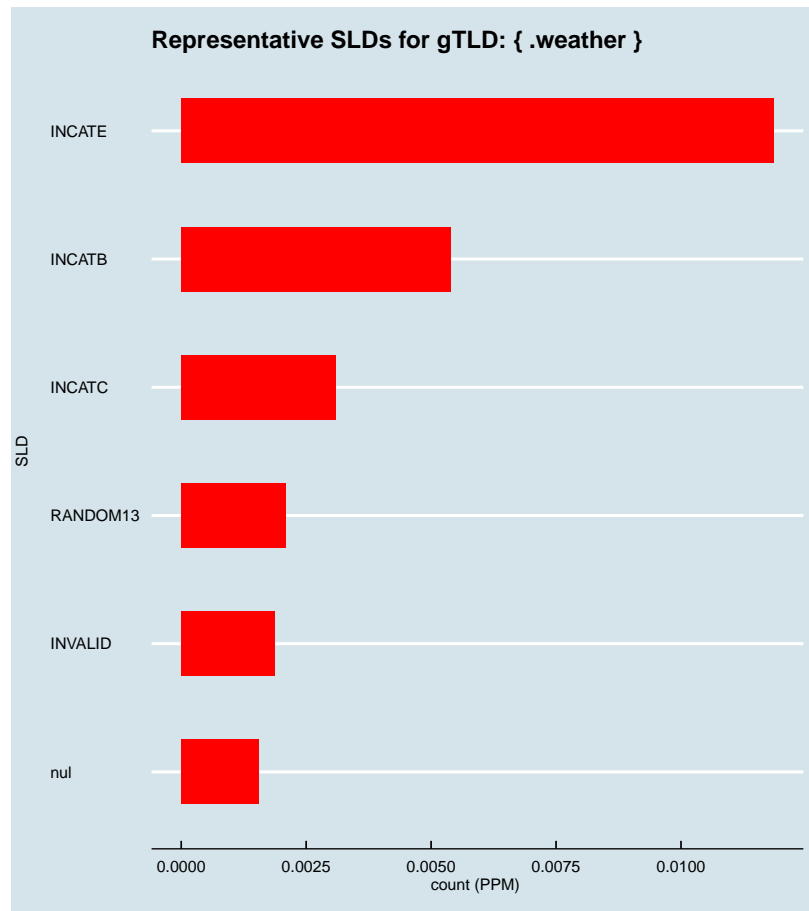


Figure 2.1779: Representative SLDs for gTLD: { .weather }. The x axis displays number of times (in parts per million) the corresponding SLD (y axis) was found in the gTLD.

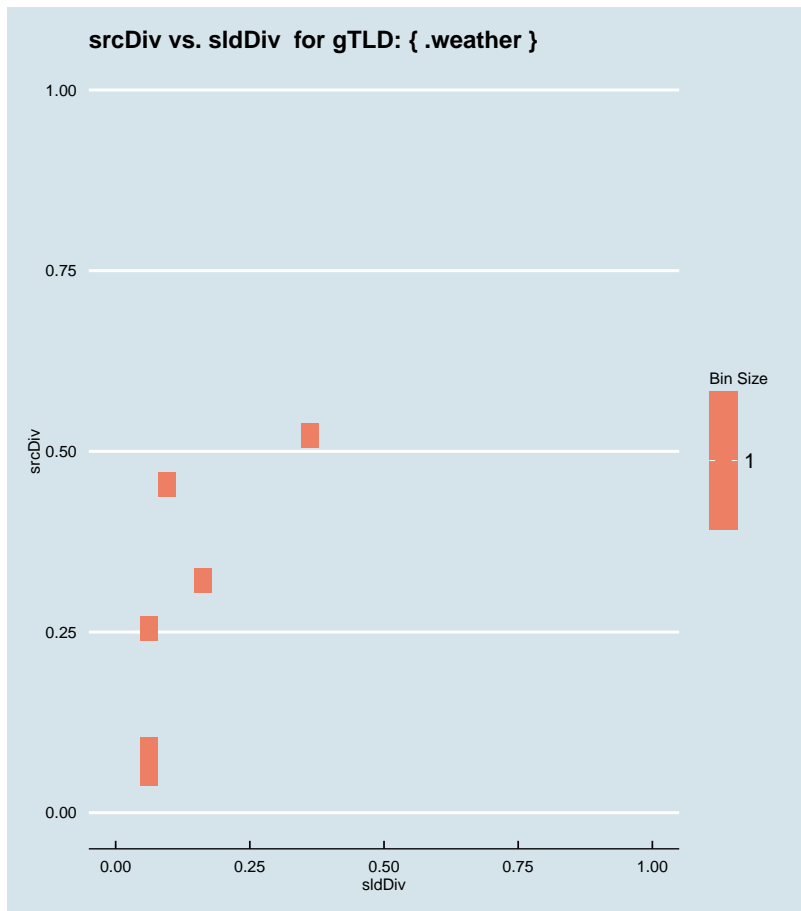


Figure 2.1780: Binned scatter-plot of srcDiv and sldDiv for gTLD: { .weather }.

### :: 2.1235 Representative SLDs for gTLD: { .weatherchannel }

In this section, we collect representative SLDs related to gTLD: 'weatherchannel'. We found 0 unique SLDs after filtering. A total of 0 records were considered representative and they are 0.000% of the gTLD dump. Since the total number of records for this gTLD is 0, there are 0 non-representative records (NRep). In addition, this set comprises 0E0 of the entire data-set.

```
► { .weatherchannel }
Total SLDs: 0
a-sldDiv: 0.000%
a-oR: 0.000%
NRep: 0
```

### :: 2.1236 Representative SLDs for gTLD: { .web }

In this section, we collect representative SLDs related to gTLD: 'web'. We found 83

```
► { .web }
Total SLDs: 83
a-sldDiv: 74.713%
a-oR: 0.060%
NRep: 0
```

unique SLDs after filtering. A total of 1455774 records were considered representative and they are 74.713% of the gTLD dump. Since the total number of records for this gTLD is 1455774, there are 0 non-representative records (NRep). In addition, this set comprises  $5.97\text{E}-4$  of the entire data-set. Table 2.891 shows the corresponding SLDs ordered by the level of importance. Figure 2.1781 shows the record count (PPM) for each representative SLD. Figure 2.1782 shows the binned scatter-plot of srcDiv and sldDiv.

Individual SLD descriptors for gTLD: {web}										
SLD	count	sldDiv	$\phi$ -sldDiv	ipcount	srcDiv	$\phi$ -srcDiv	oR	a-srcDiv	a-oR	rem
INCATC	0.312	0.160	1.000	0.013	0.041	0.004	1.28E-4	0.160	1.28E-4	1143624
INCATB	0.126	0.065	1.000	0.012	0.093	0.015	5.18E-5	0.225	1.8E-4	1017261
mccain	0.122	0.062	1.000	0.006	0.053	0.007	4.99E-5	0.287	2.3E-4	895614
INCATF	0.118	0.061	1.000	0.006	0.054	0.007	4.84E-5	0.348	2.78E-4	777434
RANDOM13	0.105	0.054	1.000	0.004	0.042	0.004	4.32E-5	0.402	3.21E-4	672135
INCATD	0.084	0.043	1.000	0.006	0.076	0.011	3.45E-5	0.445	3.56E-4	588037
INVALID	0.064	0.033	1.000	0.005	0.071	0.010	2.64E-5	0.478	3.82E-4	523708
amacnet	0.061	0.031	1.000	3.27E-4	0.005	2.05E-4	2.5E-5	0.510	4.07E-4	462781
RANDOM10	0.044	0.022	0.999	0.006	0.141	0.027	1.79E-5	0.532	4.25E-4	419058
csn1	0.044	0.022	0.999	0.004	0.101	0.017	1.79E-5	0.554	4.43E-4	375383
meritz	0.040	0.020	0.999	0.001	0.034	0.003	1.62E-5	0.575	4.59E-4	335812
system	0.031	0.016	0.999	0.005	0.170	0.037	1.29E-5	0.591	4.72E-4	304428
machine1	0.029	0.015	0.999	6.4E-5	0.002	5.75E-5	1.2E-5	0.606	4.84E-4	275199
SHORTSLD	0.022	0.012	0.999	0.008	0.343	0.097	9.2E-6	0.617	4.93E-4	252752
INCATE	0.022	0.011	0.999	0.010	0.435	0.120	9.09E-6	0.629	5.02E-4	230562
itb	0.015	0.008	0.999	4.39E-4	0.029	0.003	6.15E-6	0.637	5.08E-4	215561
ahramgate	0.015	0.008	0.999	1.79E-4	0.012	6.85E-4	6.01E-6	0.644	5.14E-4	200897
teksavvy	0.011	0.006	0.999	4.09E-4	0.036	0.003	4.7E-6	0.650	5.19E-4	189419
intern	0.010	0.005	0.999	9.72E-4	0.094	0.016	4.22E-6	0.655	5.23E-4	179117
tabacal	0.009	0.005	0.999	2.33E-4	0.026	0.002	3.73E-6	0.660	5.27E-4	170018
vhda	0.009	0.004	0.999	3.38E-4	0.040	0.004	3.5E-6	0.664	5.3E-4	161480
memcache3	0.008	0.004	0.999	4E-6	4.85E-4	6.62E-6	3.38E-6	0.668	5.34E-4	153229
bpn	0.006	0.003	0.998	9.42E-4	0.148	0.030	2.6E-6	0.672	5.36E-4	146876
carige	0.006	0.003	0.998	0.001	0.250	0.057	2.35E-6	0.675	5.39E-4	141141
pirkheim	0.006	0.003	0.998	2E-5	0.004	1.22E-4	2.26E-6	0.678	5.41E-4	135636
INCATI	0.005	0.003	0.998	6.98E-4	0.127	0.024	2.25E-6	0.680	5.43E-4	130143
wpad	0.005	0.002	0.998	0.001	0.249	0.057	1.95E-6	0.683	5.45E-4	125385
extensionf...	0.004	0.002	0.998	0.001	0.272	0.068	1.81E-6	0.685	5.47E-4	120973
egate	0.004	0.002	0.998	9.28E-4	0.235	0.055	1.62E-6	0.687	5.49E-4	117023
onepiece2c...	0.004	0.002	0.998	0.001	0.369	0.102	1.54E-6	0.689	5.5E-4	113273
dmz01	0.004	0.002	0.998	7.96E-4	0.212	0.049	1.54E-6	0.691	5.52E-4	109527
servicemod...	0.003	0.002	0.998	7.95E-4	0.231	0.054	1.41E-6	0.693	5.53E-4	106081
mpaweb	0.003	0.002	0.997	0.002	0.537	0.181	1.39E-6	0.694	5.55E-4	102691
cargigi	0.003	0.002	0.997	4.95E-4	0.151	0.031	1.35E-6	0.696	5.56E-4	99406
fresno224	0.003	0.002	0.997	0.002	0.578	0.190	1.32E-6	0.698	5.57E-4	96185

Table 2.891: Top 35 most significant SLDs for gTLD 'web'. The SLD list holds 74.713% of the entries found in the gTLD and 5.97E-4 of the total number of entries for the entire experiment. **count** represents the number of records found for the SLD (in parts per million). **sldDiv** is the raw count divided by the number of records of this gTLD dump file. **oR** is the ratio of raw count to the total number of records of the experiment.  **$\phi$ -sldDiv** represents the  $\phi$  percentile of sldDiv on the entire data-set. **a-srcDiv** is the cumulative srcDiv variable. **a-oR** is the cumulative oR.

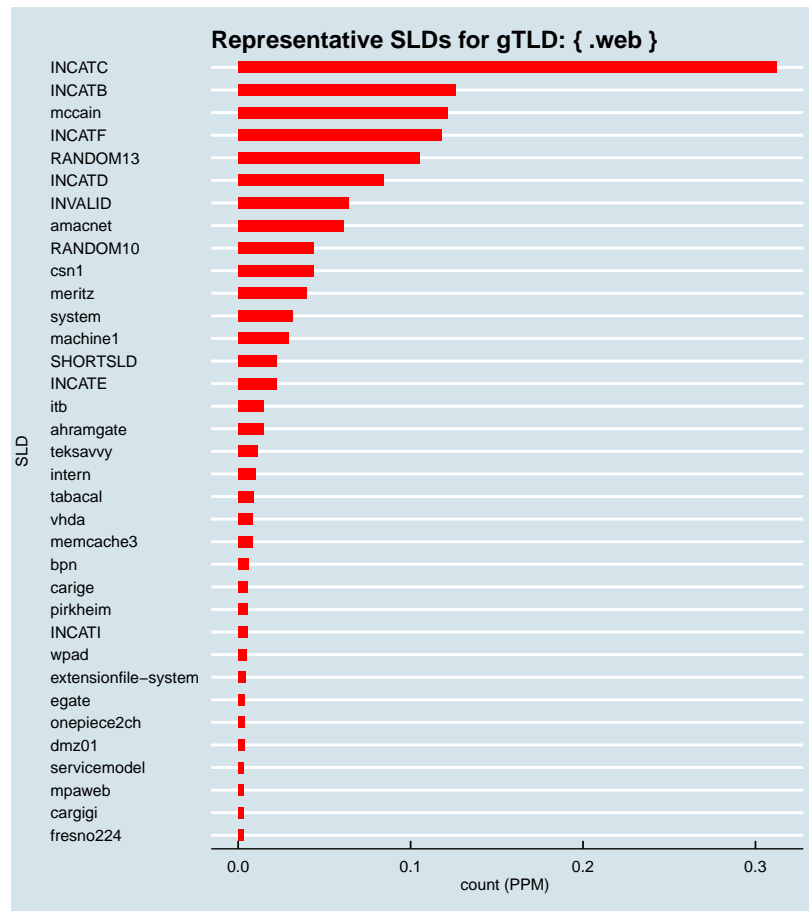


Figure 2.1781: Representative SLDs for gTLD: { .web }. The  $x$  axis displays number of times (in parts per million) the corresponding SLD ( $y$  axis) was found in the gTLD.

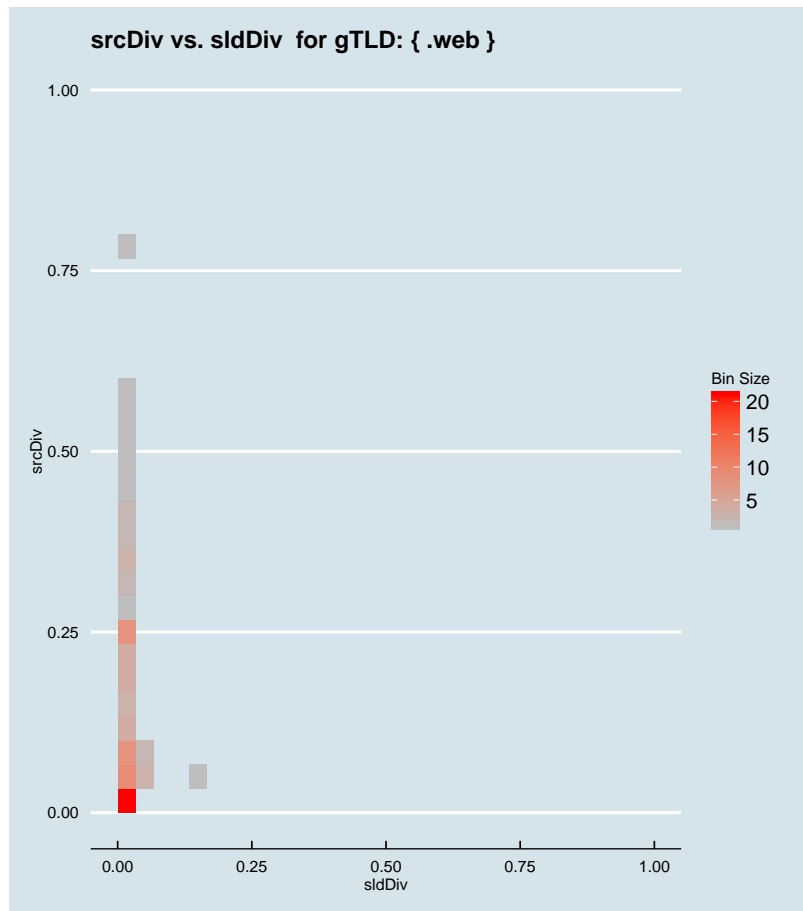


Figure 2.1782: Binned scatter-plot of srcDiv and sldDiv for gTLD: { .web }.

### :: 2.1237 Representative SLDs for gTLD: { .webcam }

In this section, we collect representative SLDs related to gTLD: 'webcam'. We found 2 unique SLDs after filtering. A total of 3096 records were considered representative and they are 35.858% of the gTLD dump. Since the total number of records for this gTLD is 3096, there are 0 non-representative records (NRep). In addition, this set comprises 1.27E-6 of the entire data-set. Table 2.892 shows the corresponding SLDs ordered by the level of importance. Figure 2.1783 shows the record count (PPM) for each representative SLD. Figure 2.1784 shows the binned scatter-plot of srcDiv and sldDiv.

► { .webcam }  
 Total SLDs: 2  
 a-sldDiv: 35.858%  
 a-oR: 0.000%  
 NRep: 0



Individual SLD descriptors for gTLD: {webcam}										
SLD	count	sldDiv	$\phi$ -sldDiv	ipcount	srcDiv	$\phi$ -srcDiv	oR	a-srcDiv	a-oR	rem
INCATB	0.002	0.222	1.000	2E-4	0.104	0.018	7.84E-7	0.222	7.84E-7	1182
INVALID	0.001	0.137	1.000	7.3E-5	0.062	0.008	4.84E-7	0.359	1.27E-6	0

Table 2.892: Top 2 most significant SLDs for gTLD 'webcam'. The SLD list holds 35.858% of the entries found in the gTLD and 1.27E-6 of the total number of entries for the entire experiment. **count** represents the number of records found for the SLD (in parts per million). **sldDiv** is the raw count divided by the number of records of this gTLD dump file. **oR** is the ratio of raw count to the total number of records of the experiment.  $\phi$ -**sldDiv** represents the  $\phi$  percentile of sldDiv on the entire data-set. **a-srcDiv** is the cumulative srcDiv variable. **a-oR** is the cumulative oR.

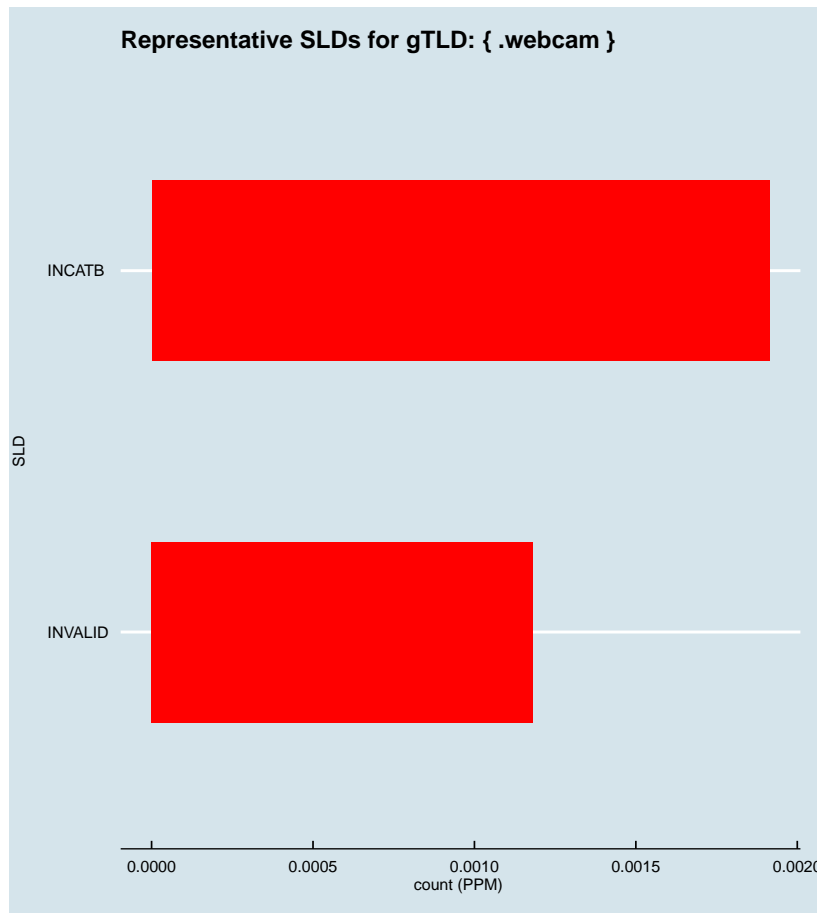


Figure 2.1783: Representative SLDs for gTLD: { .webcam }. The x axis displays number of times (in parts per million) the corresponding SLD (y axis) was found in the gTLD.

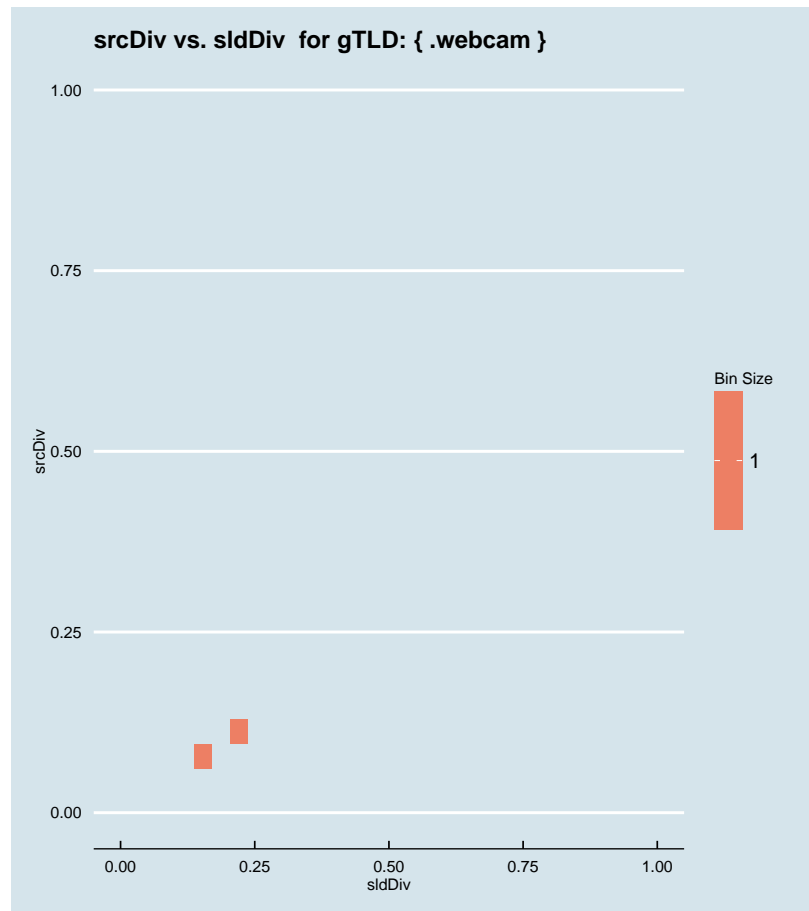


Figure 2.1784: Binned scatter-plot of srcDiv and sldDiv for gTLD: { .webcam }.

### ∴ 2.1238 Representative SLDs for gTLD: { .weber }

In this section, we collect representative SLDs related to gTLD: 'weber'. We found 7 unique SLDs after filtering. A total of 25357 records were considered representative and they are 69.194% of the gTLD dump. Since the total number of records for this gTLD is 25357, there are 0 non-representative records (NRep). In addition, this set comprises 1.04E−5 of the entire data-set. Table 2.893 shows the corresponding SLDs ordered by the level of importance. Figure 2.1785 shows the record count (PPM) for each representative SLD. Figure 2.1786 shows the binned scatter-plot of srcDiv and sldDiv.

► { .weber }  
Total SLDs: 7  
a-sldDiv: 69.194%  
a-oR: 0.001%  
NRep: 0

Individual SLD descriptors for gTLD: {weber}										
SLD	count	sldDiv	$\phi$ -sldDiv	ipcount	srcDiv	$\phi$ -srcDiv	oR	a-srcDiv	a-oR	rem
INVALID	0.010	0.263	1.000	5.83E-4	0.060	0.008	3.95E-6	0.263	3.95E-6	15716
INCATC	0.006	0.164	1.000	0.003	0.435	0.121	2.47E-6	0.428	6.42E-6	9690
wpad	0.003	0.074	1.000	6.71E-4	0.246	0.057	1.12E-6	0.502	7.54E-6	6960
INCATB	0.003	0.069	1.000	4.61E-4	0.182	0.039	1.04E-6	0.571	8.58E-6	4423
isatap	0.002	0.044	1.000	5.16E-4	0.323	0.081	6.55E-7	0.615	9.23E-6	2825
RANDOM10	0.001	0.041	1.000	3.52E-4	0.235	0.056	6.13E-7	0.656	9.85E-6	1329
INCATF	0.001	0.036	1.000	7.9E-5	0.059	0.008	5.45E-7	0.692	1.04E-5	0

Table 2.893: Top 7 most significant SLDs for gTLD 'weber'. The SLD list holds 69.194% of the entries found in the gTLD and 1.04E-5 of the total number of entries for the entire experiment. **count** represents the number of records found for the SLD (in parts per million). **sldDiv** is the raw count divided by the number of records of this gTLD dump file. **oR** is the ratio of raw count to the total number of records of the experiment.  $\phi$ -**sldDiv** represents the  $\phi$  percentile of sldDiv on the entire data-set. **a-srcDiv** is the cumulative srcDiv variable. **a-oR** is the cumulative oR.

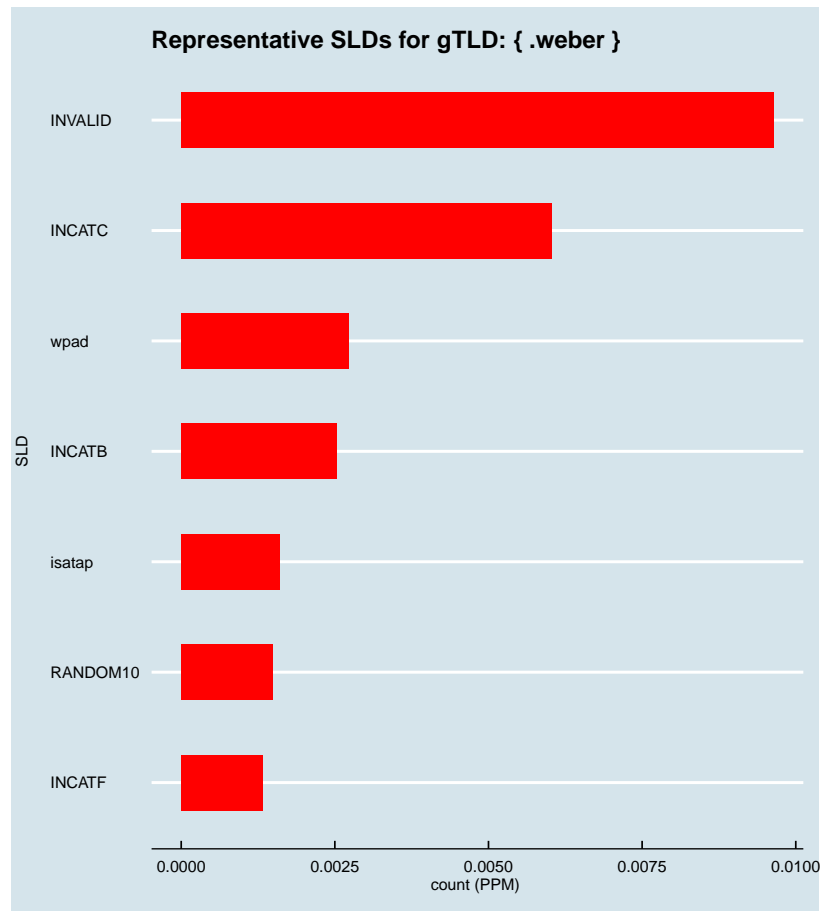


Figure 2.1785: Representative SLDs for gTLD: { .weber }. The  $x$  axis displays number of times (in parts per million) the corresponding SLD ( $y$  axis) was found in the gTLD.

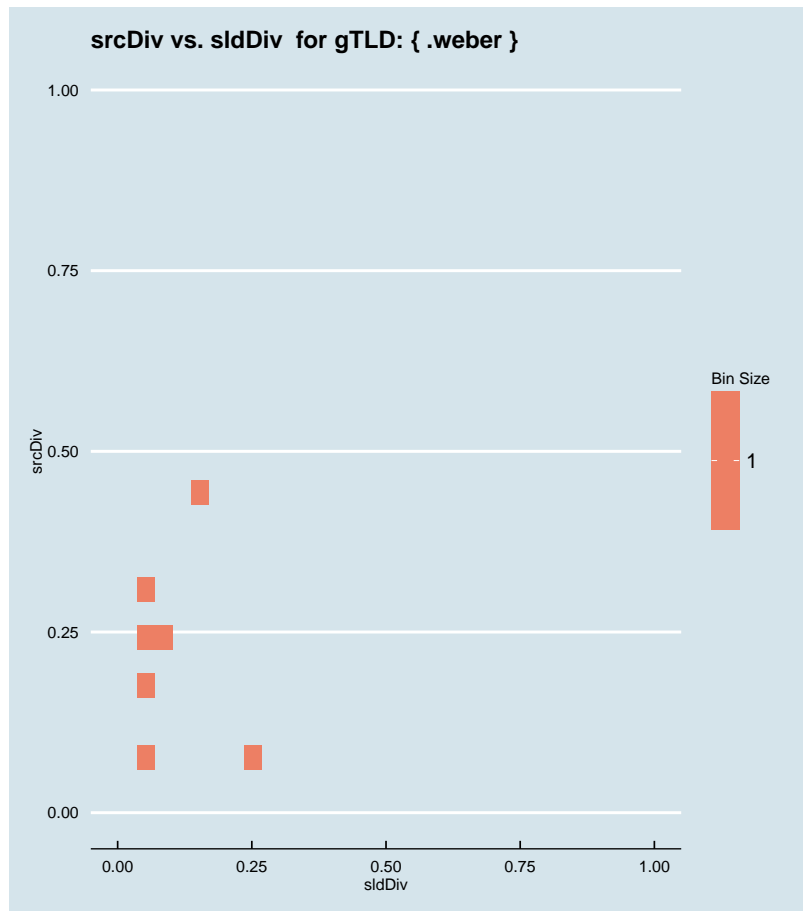


Figure 2.1786: Binned scatter-plot of srcDiv and sldDiv for gTLD: { .weber }.

∴ 2.1239 Representative SLDs for gTLD: { .webjet }

In this section, we collect representative SLDs related to gTLD: 'webjet'. We found 0 unique SLDs after filtering. A total of 0 records were considered representative and they are 0.000% of the gTLD dump. Since the total number of records for this gTLD is 0, there are 0 non-representative records (NRep). In addition, this set comprises 0E0 of the entire data-set.

► { .webjet }  
 Total SLDs: 0  
 a-sldDiv: 0.000%  
 a-oR: 0.000%  
 NRep: 0

∴ 2.1240 Representative SLDs for gTLD: { .webs }

In this section, we collect representative SLDs related to gTLD: 'webs'. We found 8

► { .webs }  
 Total SLDs: 8  
 a-sldDiv: 23.079%  
 a-oR: 0.001%  
 NRep: 0

unique SLDs after filtering. A total of 26953 records were considered representative and they are 23.079% of the gTLD dump. Since the total number of records for this gTLD is 26953, there are 0 non-representative records (NRep). In addition, this set comprises  $1.1E-5$  of the entire data-set. Table 2.894 shows the corresponding SLDs ordered by the level of importance. Figure 2.1787 shows the record count (PPM) for each representative SLD. Figure 2.1788 shows the binned scatter-plot of srcDiv and sldDiv.

Individual SLD descriptors for gTLD: {webs}										
SLD	count	sldDiv	$\phi$ -sldDiv	ipcount	srcDiv	$\phi$ -srcDiv	oR	a-srcDiv	a-oR	rem
skittyused...	0.007	0.059	1.000	0.003	0.436	0.121	$2.84E-6$	0.059	$2.84E-6$	20012
RANDOM10	0.005	0.041	1.000	0.002	0.451	0.124	$1.99E-6$	0.101	$4.83E-6$	15167
RANDOM13	0.004	0.036	1.000	0.001	0.307	0.078	$1.73E-6$	0.137	$6.56E-6$	10938
INVALID	0.003	0.028	0.999	$4.72E-4$	0.143	0.029	$1.35E-6$	0.165	$7.92E-6$	7639
INCATB	0.003	0.024	0.999	0.002	0.556	0.185	$1.15E-6$	0.189	$9.07E-6$	4828
psycho	0.002	0.016	0.999	0.001	0.677	0.233	$7.69E-7$	0.206	$9.84E-6$	2952
saleredbot...	0.002	0.014	0.999	$7.83E-4$	0.473	0.128	$6.79E-7$	0.220	$1.05E-5$	1295
INCATE	0.001	0.011	0.999	$7.2E-4$	0.556	0.185	$5.31E-7$	0.231	$1.1E-5$	0

Table 2.894: Top 8 most significant SLDs for gTLD 'webs'. The SLD list holds 23.079% of the entries found in the gTLD and  $1.1E-5$  of the total number of entries for the entire experiment. **count** represents the number of records found for the SLD (in parts per million). **sldDiv** is the raw count divided by the number of records of this gTLD dump file. **oR** is the ratio of raw count to the total number of records of the experiment.  **$\phi$ -sldDiv** represents the  $\phi$  percentile of sldDiv on the entire data-set. **a-srcDiv** is the cumulative srcDiv variable. **a-oR** is the cumulative oR.

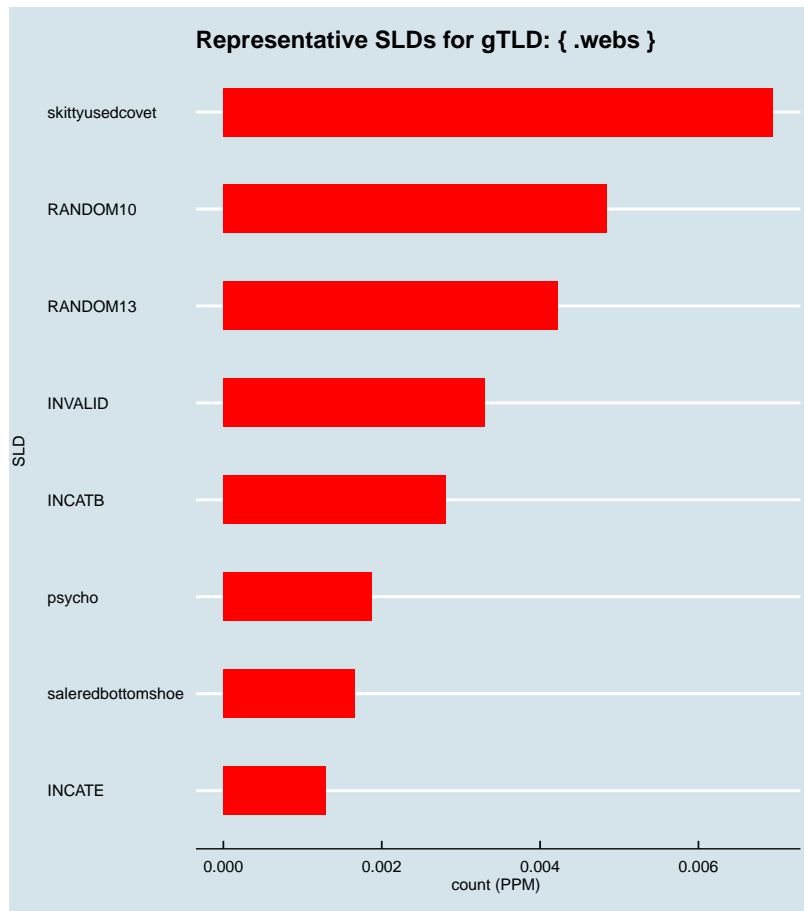


Figure 2.1787: Representative SLDs for gTLD: { .webs }. The x axis displays number of times (in parts per million) the corresponding SLD (y axis) was found in the gTLD.



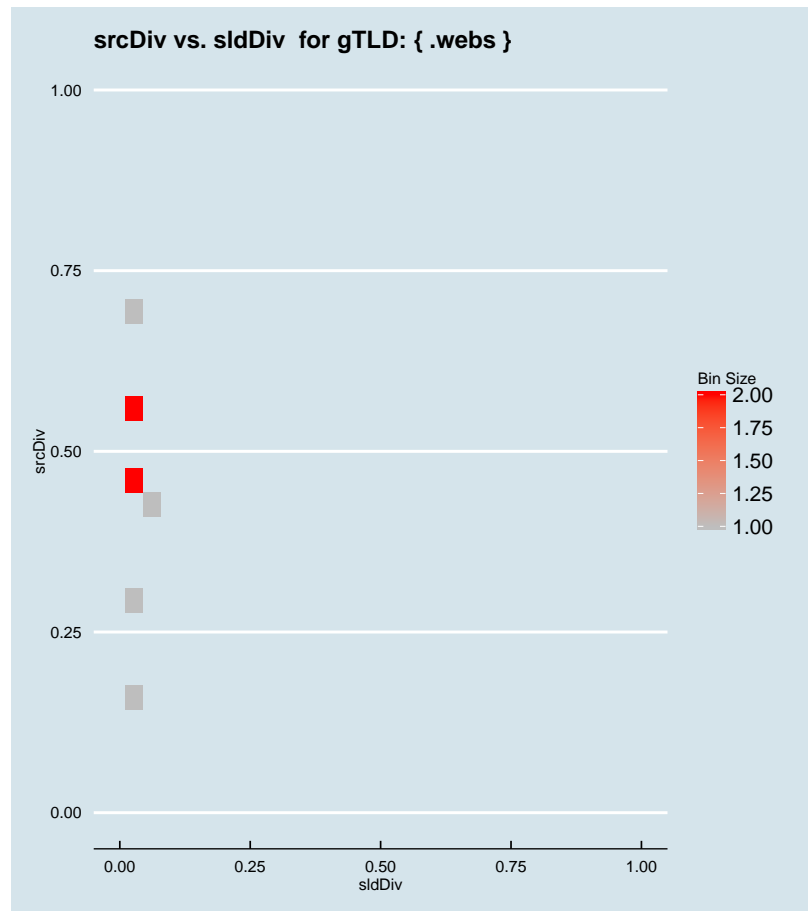


Figure 2.1788: Binned scatter-plot of srcDiv and sldDiv for gTLD: { .webs }.

### :: 2.1241 Representative SLDs for gTLD: { .website }

In this section, we collect representative SLDs related to gTLD: 'website'. We found 7 unique SLDs after filtering. A total of 74337 records were considered representative and they are 80.243% of the gTLD dump. Since the total number of records for this gTLD is 74337, there are 0 non-representative records (NRep). In addition, this set comprises  $3.05E-5$  of the entire data-set. Table 2.895 shows the corresponding SLDs ordered by the level of importance. Figure 2.1789 shows the record count (PPM) for each representative SLD. Figure 2.1790 shows the binned scatter-plot of srcDiv and sldDiv.

► { .website }  
Total SLDs: 7  
a-sldDiv: 80.243%  
a-oR: 0.003%  
NRep: 0

Individual SLD descriptors for gTLD: {website}										
SLD	count	sldDiv	$\phi$ -sldDiv	ipcount	srcDiv	$\phi$ -srcDiv	oR	a-srcDiv	a-oR	rem
INCATC	0.053	0.571	1.000	0.009	0.179	0.039	2.17E-5	0.571	2.17E-5	21467
INCATB	0.009	0.096	1.000	0.003	0.326	0.081	3.64E-6	0.667	2.53E-5	12580
RANDOM13	0.004	0.046	1.000	7.98E-4	0.186	0.041	1.76E-6	0.713	2.71E-5	8289
INCATE	0.003	0.037	1.000	0.002	0.620	0.202	1.41E-6	0.750	2.85E-5	4851
INVALID	0.002	0.025	0.999	3.86E-4	0.166	0.034	9.55E-7	0.775	2.94E-5	2520
reverse	0.001	0.014	0.999	1.1E-5	0.009	4.04E-4	5.24E-7	0.789	3E-5	1242
varo	0.001	0.013	0.999	3.12E-4	0.251	0.065	5.09E-7	0.802	3.05E-5	0

Table 2.895: Top 7 most significant SLDs for gTLD 'website'. The SLD list holds 80.243% of the entries found in the gTLD and 3.05E-5 of the total number of entries for the entire experiment. **count** represents the number of records found for the SLD (in parts per million). **sldDiv** is the raw count divided by the number of records of this gTLD dump file. **oR** is the ratio of raw count to the total number of records of the experiment.  $\phi$ -**sldDiv** represents the  $\phi$  percentile of sldDiv on the entire data-set. **a-srcDiv** is the cumulative srcDiv variable. **a-oR** is the cumulative oR.

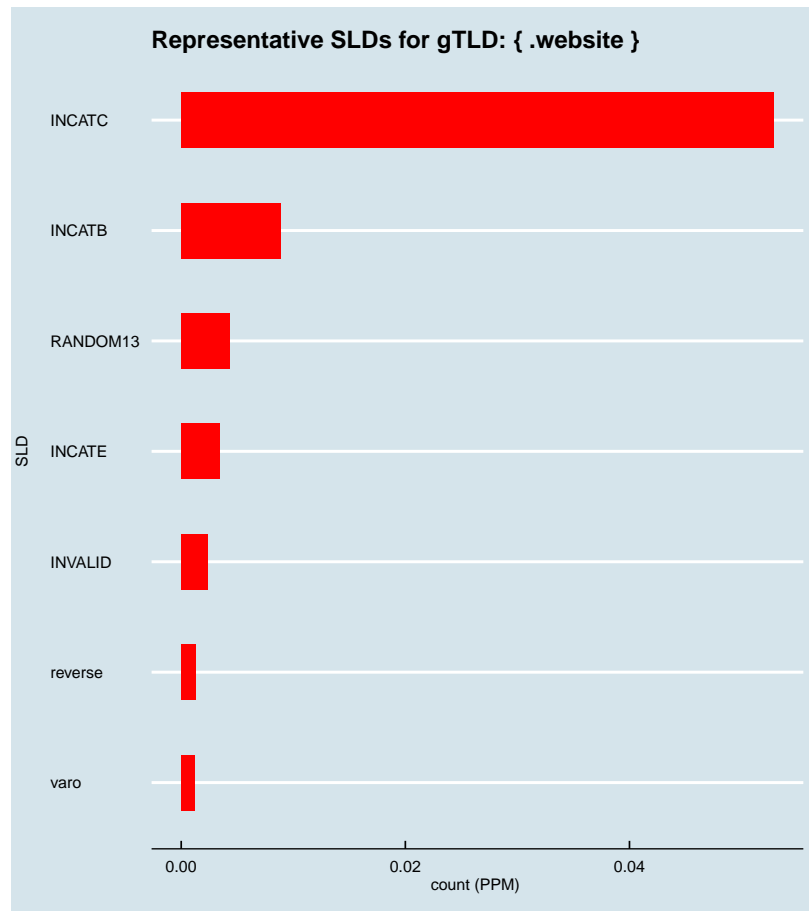


Figure 2.1789: Representative SLDs for gTLD: { .website }. The x axis displays number of times (in parts per million) the corresponding SLD (y axis) was found in the gTLD.

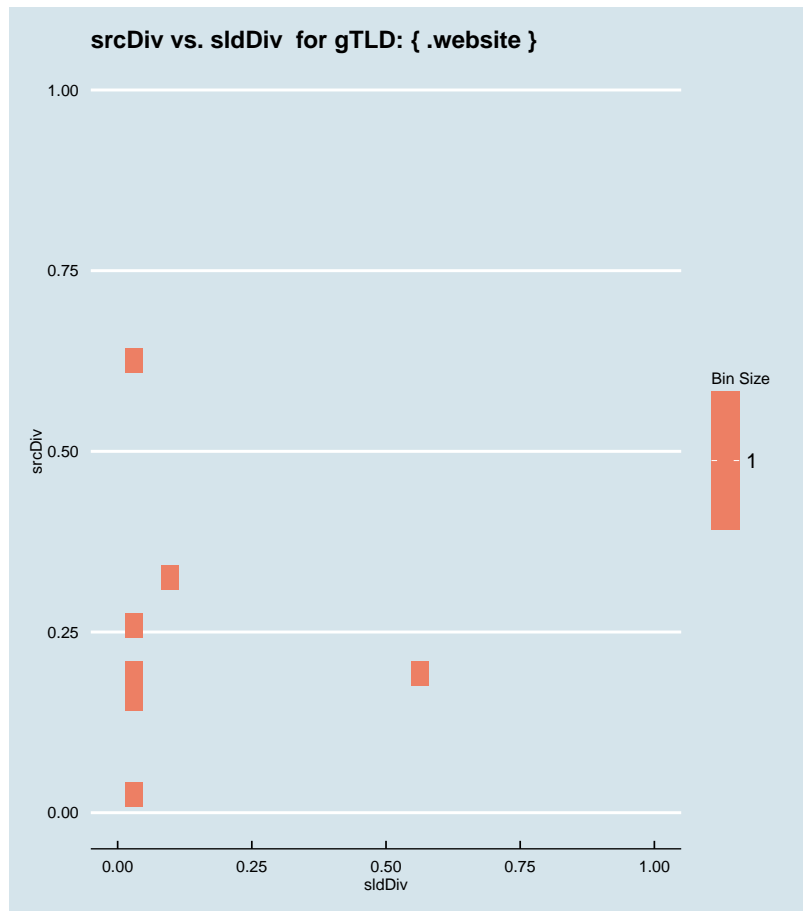


Figure 2.1790: Binned scatter-plot of srcDiv and sldDiv for gTLD: { .website }.

### :: 2.1242 Representative SLDs for gTLD: { .wed }

In this section, we collect representative SLDs related to gTLD: 'wed'. We found 4 unique SLDs after filtering. A total of 5564 records were considered representative and they are 41.258% of the gTLD dump. Since the total number of records for this gTLD is 5564, there are 0 non-representative records (NRep). In addition, this set comprises 2.28E-6 of the entire data-set. Table 2.896 shows the corresponding SLDs ordered by the level of importance. Figure 2.1791 shows the record count (PPM) for each representative SLD. Figure 2.1792 shows the binned scatter-plot of srcDiv and sldDiv.

► { .wed }  
 Total SLDs: 4  
 a-sldDiv: 41.258%  
 a-oR: 0.000%  
 NRep: 0

Individual SLD descriptors for gTLD: {.wed}										
<b>SLD</b>	<b>count</b>	<b>sldDiv</b>	$\phi$ - <b>sldDiv</b>	<b>ipcount</b>	<b>srcDiv</b>	$\phi$ - <b>srcDiv</b>	<b>oR</b>	<b>a-srcDiv</b>	<b>a-oR</b>	<b>rem</b>
INCATB	0.002	0.138	1.000	4.06E-4	0.218	0.051	7.62E-7	0.138	7.62E-7	3705
RANDOM13	0.001	0.094	1.000	3.66E-4	0.288	0.074	5.21E-7	0.232	1.28E-6	2434
INCATE	0.001	0.091	1.000	8.7E-4	0.709	0.237	5.03E-7	0.323	1.79E-6	1207
hyxg	0.001	0.090	1.000	3.58E-4	0.297	0.076	4.95E-7	0.413	2.28E-6	0

Table 2.896: Top 4 most significant SLDs for gTLD 'wed'. The SLD list holds 41.258% of the entries found in the gTLD and 2.28E-6 of the total number of entries for the entire experiment. **count** represents the number of records found for the SLD (in parts per million). **sldDiv** is the raw count divided by the number of records of this gTLD dump file. **oR** is the ratio of raw count to the total number of records of the experiment.  $\phi$ -**sldDiv** represents the  $\phi$  percentile of sldDiv on the entire data-set. **a-srcDiv** is the cumulative srcDiv variable. **a-oR** is the cumulative oR.

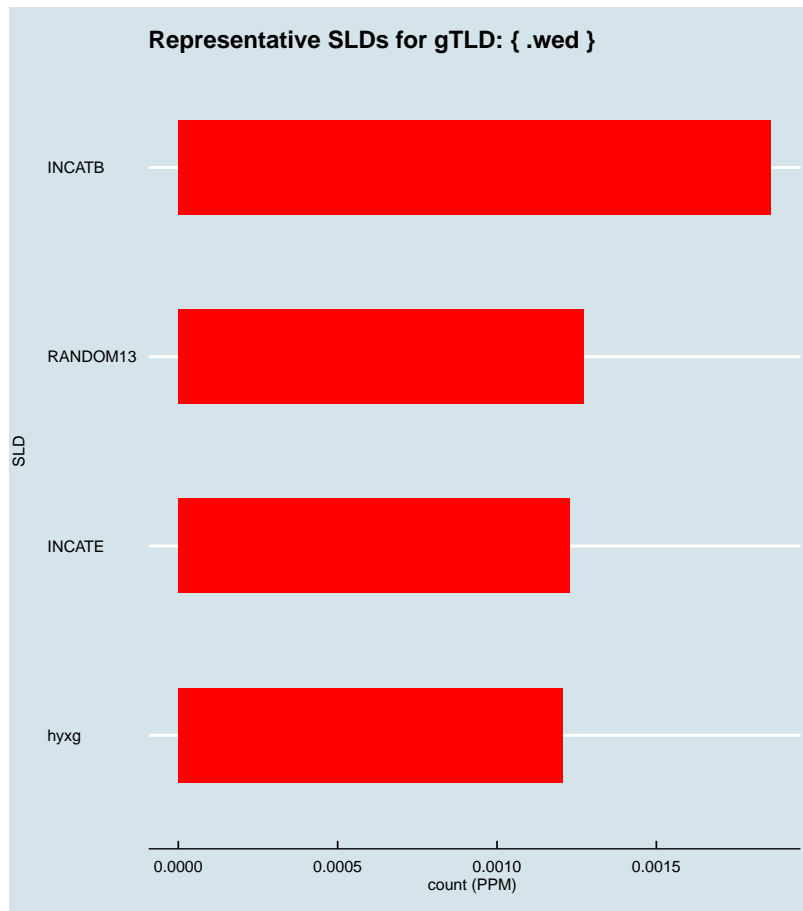


Figure 2.1791: Representative SLDs for gTLD: { .wed}. The *x* axis displays number of times (in parts per million) the corresponding SLD (*y* axis) was found in the gTLD.

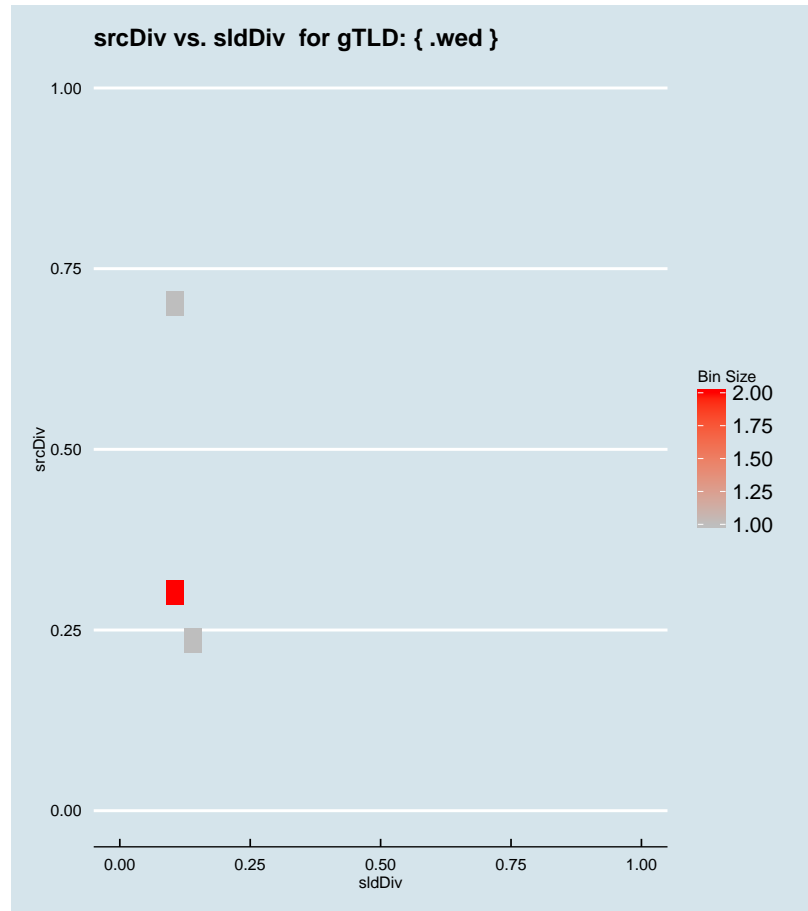


Figure 2.1792: Binned scatter-plot of srcDiv and sldDiv for gTLD: { .wed }.

### :: 2.1243 Representative SLDs for gTLD: { .wedding }

In this section, we collect representative SLDs related to gTLD: 'wedding'. We found 1 unique SLDs after filtering. A total of 2149 records were considered representative and they are 24.070% of the gTLD dump. Since the total number of records for this gTLD is 2149, there are 0 non-representative records (NRep). In addition, this set comprises  $8.81E-7$  of the entire data-set. Table 2.897 shows the corresponding SLDs ordered by the level of importance. Figure 2.1793 shows the record count (PPM) for each representative SLD. Figure 2.1794 shows the binned scatter-plot of srcDiv and sldDiv.

► { .wedding }  
Total SLDs: 1  
a-sldDiv: 24.070%  
a-oR: 0.000%  
NRep: 0



Individual SLD descriptors for gTLD: {wedding}										
SLD	count	sldDiv	$\phi$ -sldDiv	ipcount	srcDiv	$\phi$ -srcDiv	oR	a-srcDiv	a-oR	rem
INCATB	0.002	0.241	1.000	3.69E-4	0.172	0.037	8.81E-7	0.241	8.81E-7	0

Table 2.897: Top 1 most significant SLDs for gTLD 'wedding'. The SLD list holds 24.070% of the entries found in the gTLD and 8.81E-7 of the total number of entries for the entire experiment. **count** represents the number of records found for the SLD (in parts per million). **sldDiv** is the raw count divided by the number of records of this gTLD dump file. **oR** is the ratio of raw count to the total number of records of the experiment.  $\phi$ -**sldDiv** represents the  $\phi$  percentile of sldDiv on the entire data-set. **a-srcDiv** is the cumulative srcDiv variable. **a-oR** is the cumulative oR.






Figure 2.1793: Representative SLDs for gTLD: { .wedding}. The  $x$  axis displays number of times (in parts per million) the corresponding SLD ( $y$  axis) was found in the gTLD.

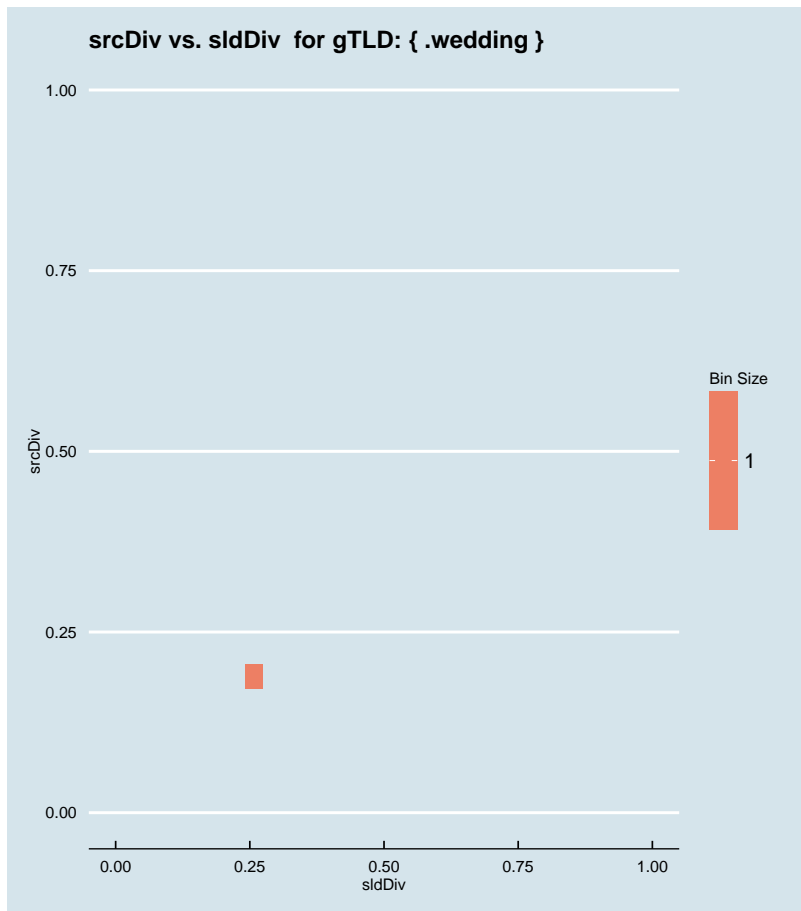


Figure 2.1794: Binned scatter-plot of srcDiv and sldDiv for gTLD: { .wedding }.

### :: 2.1244 Representative SLDs for gTLD: { .weibo }

In this section, we collect representative SLDs related to gTLD: 'weibo'. We found 3 unique SLDs after filtering. A total of 10818 records were considered representative and they are 26.299% of the gTLD dump. Since the total number of records for this gTLD is 10818, there are 0 non-representative records (NRep). In addition, this set comprises 4.43E-6 of the entire data-set. Table 2.898 shows the corresponding SLDs ordered by the level of importance. Figure 2.1795 shows the record count (PPM) for each representative SLD. Figure 2.1796 shows the binned scatter-plot of srcDiv and sldDiv.

► { .weibo }  
 Total SLDs: 3  
 a-sldDiv: 26.299%  
 a-oR: 0.000%  
 NRep: 0

Individual SLD descriptors for gTLD: {.weibo}										
SLD	count	sldDiv	$\phi$ -sldDiv	ipcount	srcDiv	$\phi$ -srcDiv	oR	a-srcDiv	a-oR	rem
INCATE	0.007	0.175	1.000	0.003	0.442	0.122	2.95E-6	0.175	2.95E-6	3617
INCATC	0.002	0.050	1.000	0.001	0.525	0.179	8.5E-7	0.225	3.8E-6	1544
vdisk	0.002	0.038	1.000	9.57E-4	0.620	0.202	6.33E-7	0.263	4.43E-6	0

Table 2.898: Top 3 most significant SLDs for gTLD 'weibo'. The SLD list holds 26.299% of the entries found in the gTLD and 4.43E-6 of the total number of entries for the entire experiment. **count** represents the number of records found for the SLD (in parts per million). **sldDiv** is the raw count divided by the number of records of this gTLD dump file. **oR** is the ratio of raw count to the total number of records of the experiment.  **$\phi$ -sldDiv** represents the  $\phi$  percentile of sldDiv on the entire data-set. **a-srcDiv** is the cumulative srcDiv variable. **a-oR** is the cumulative oR.

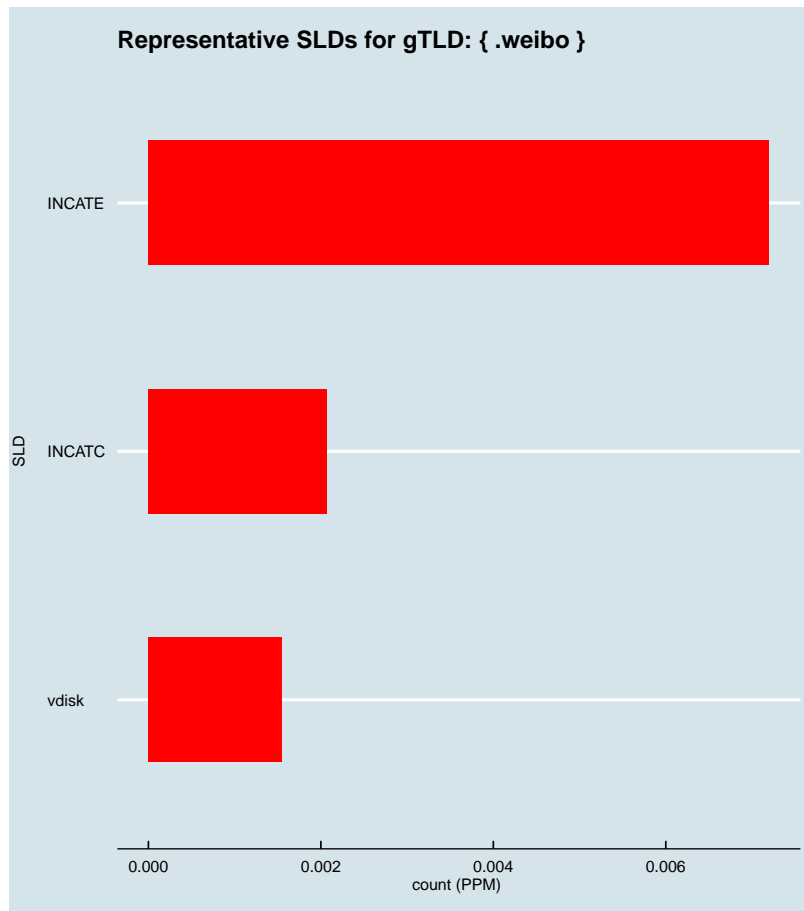


Figure 2.1795: Representative SLDs for gTLD: {weibo}. The *x* axis displays number of times (in parts per million) the corresponding SLD (*y* axis) was found in the gTLD.

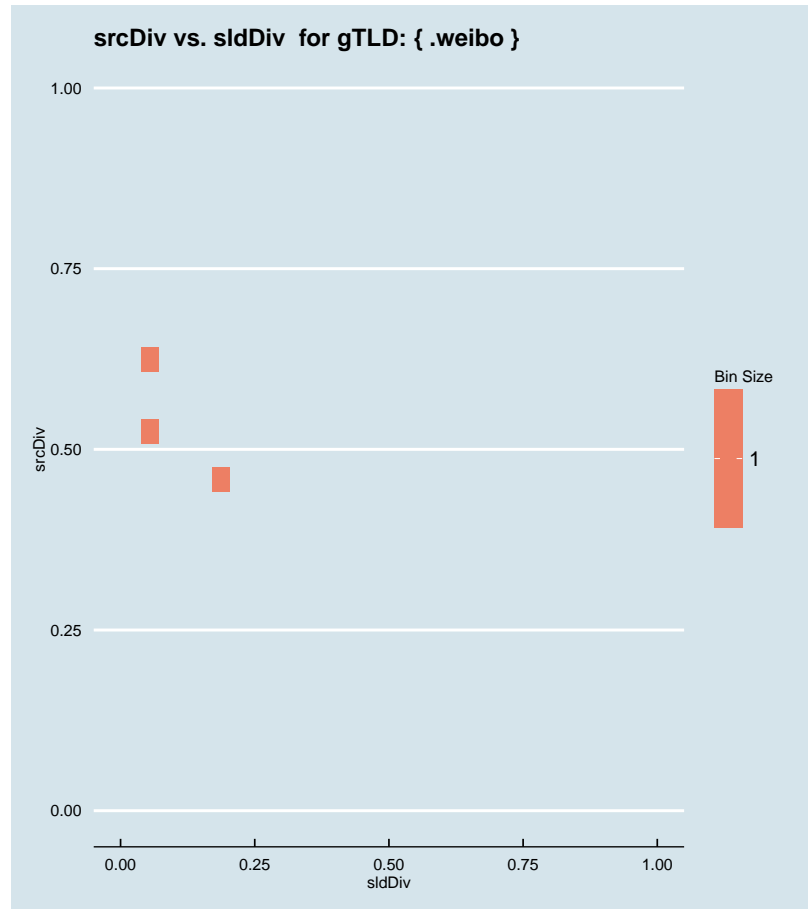


Figure 2.1796: Binned scatter-plot of srcDiv and sldDiv for gTLD: { .weibo}.

### :: 2.1245 Representative SLDs for gTLD: { .weir }

In this section, we collect representative SLDs related to gTLD: 'weir'. We found 6 unique SLDs after filtering. A total of 52973 records were considered representative and they are 96.159% of the gTLD dump. Since the total number of records for this gTLD is 52973, there are 0 non-representative records (NRep). In addition, this set comprises 2.17E-5 of the entire data-set. Table 2.899 shows the corresponding SLDs ordered by the level of importance. Figure 2.1797 shows the record count (PPM) for each representative SLD. Figure 2.1798 shows the binned scatter-plot of srcDiv and sldDiv.

► { .weir }  
Total SLDs: 6  
a-sldDiv: 96.159%  
a-oR: 0.002%  
NRep: 0

Individual SLD descriptors for gTLD: {weir}										
SLD	count	sldDiv	$\phi$ -sldDiv	ipcount	srcDiv	$\phi$ -srcDiv	oR	a-srcDiv	a-oR	rem
wvc	0.035	0.644	1.000	0.002	0.057	0.007	1.45E-5	0.644	1.45E-5	17518
INCATF	0.010	0.180	1.000	0.001	0.132	0.025	4.07E-6	0.824	1.86E-5	7586
RANDOM13	0.003	0.046	1.000	7.05E-4	0.281	0.071	1.03E-6	0.869	1.96E-5	5075
INCATB	0.002	0.044	1.000	2.21E-4	0.092	0.015	9.85E-7	0.913	2.06E-5	2672
INVALID	0.001	0.026	0.999	1.51E-4	0.104	0.018	5.97E-7	0.940	2.12E-5	1216
INCATD	0.001	0.022	0.999	2.77E-4	0.228	0.054	4.98E-7	0.962	2.17E-5	0

Table 2.899: Top 6 most significant SLDs for gTLD 'weir'. The SLD list holds 96.159% of the entries found in the gTLD and 2.17E-5 of the total number of entries for the entire experiment. **count** represents the number of records found for the SLD (in parts per million). **sldDiv** is the raw count divided by the number of records of this gTLD dump file. **oR** is the ratio of raw count to the total number of records of the experiment.  **$\phi$ -sldDiv** represents the  $\phi$  percentile of sldDiv on the entire data-set. **a-srcDiv** is the cumulative srcDiv variable. **a-oR** is the cumulative oR.

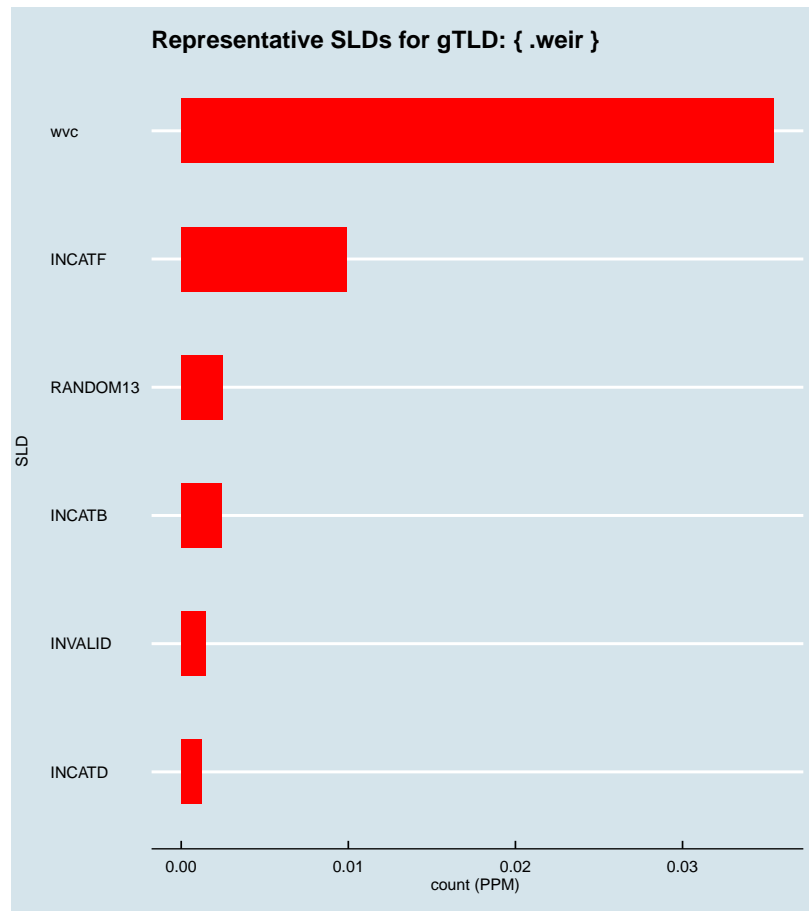


Figure 2.1797: Representative SLDs for gTLD: { .weir }. The  $x$  axis displays number of times (in parts per million) the corresponding SLD ( $y$  axis) was found in the gTLD.

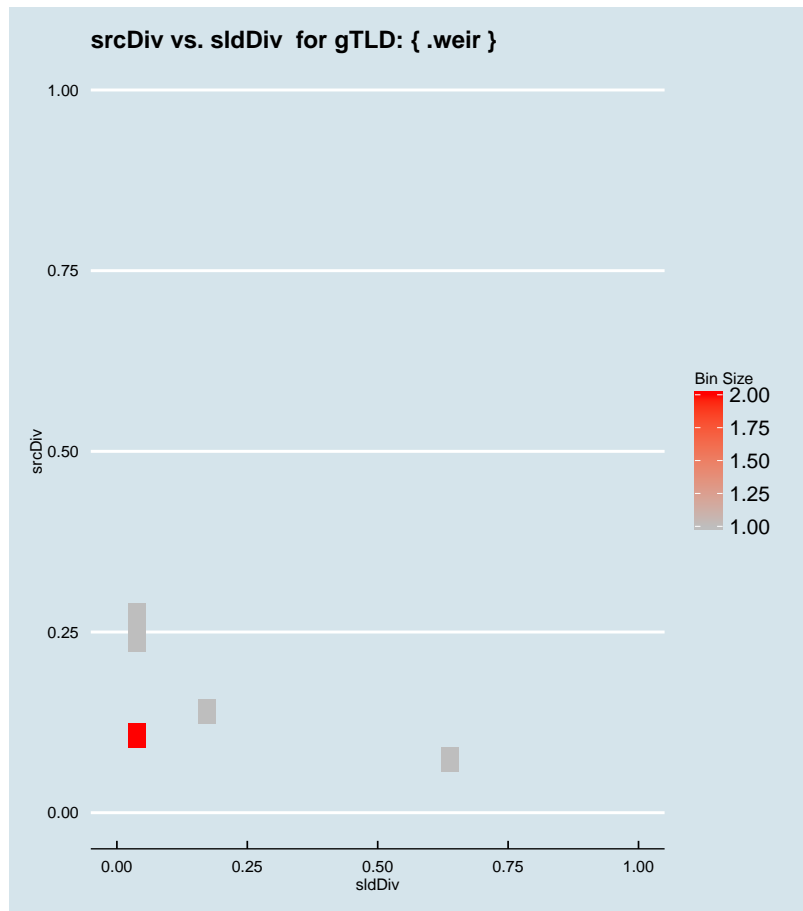


Figure 2.1798: Binned scatter-plot of srcDiv and sldDiv for gTLD: {.weir}.

### :: 2.1246 Representative SLDs for gTLD: {.whoswho}

In this section, we collect representative SLDs related to gTLD: 'whoswho'. We found 0 unique SLDs after filtering. A total of 0 records were considered representative and they are 0.000% of the gTLD dump. Since the total number of records for this gTLD is 0, there are 0 non-representative records (NRep). In addition, this set comprises 0E0 of the entire data-set.

```
► {.whoswho}
Total SLDs: 0
a-sldDiv: 0.000%
a-oR: 0.000%
NRep: 0
```

### :: 2.1247 Representative SLDs for gTLD: {.wien}

In this section, we collect representative SLDs related to gTLD: 'wien'. We found 2

```
► {.wien}
Total SLDs: 2
a-sldDiv: 41.075%
a-oR: 0.000%
NRep: 0
```



unique SLDs after filtering. A total of 9262 records were considered representative and they are 41.075% of the gTLD dump. Since the total number of records for this gTLD is 9262, there are 0 non-representative records (NRep). In addition, this set comprises  $3.8E-6$  of the entire data-set. Table 2.900 shows the corresponding SLDs ordered by the level of importance. Figure 2.1799 shows the record count (PPM) for each representative SLD. Figure 2.1800 shows the binned scatter-plot of srcDiv and sldDiv.

Individual SLD descriptors for gTLD: {wien}										
SLD	count	sldDiv	$\phi$ -sldDiv	ipcount	srcDiv	$\phi$ -srcDiv	oR	a-srcDiv	a-oR	rem
INCATF	0.007	0.309	1.000	$2.18E-4$	0.031	0.003	$2.86E-6$	0.309	$2.86E-6$	2285
INCATD	0.002	0.101	1.000	$1.32E-4$	0.058	0.007	$9.36E-7$	0.411	$3.8E-6$	0

Table 2.900: Top 2 most significant SLDs for gTLD 'wien'. The SLD list holds 41.075% of the entries found in the gTLD and  $3.8E-6$  of the total number of entries for the entire experiment. **count** represents the number of records found for the SLD (in parts per million). **sldDiv** is the raw count divided by the number of records of this gTLD dump file. **oR** is the ratio of raw count to the total number of records of the experiment.  **$\phi$ -sldDiv** represents the  $\phi$  percentile of sldDiv on the entire data-set. **a-srcDiv** is the cumulative srcDiv variable. **a-oR** is the cumulative oR.

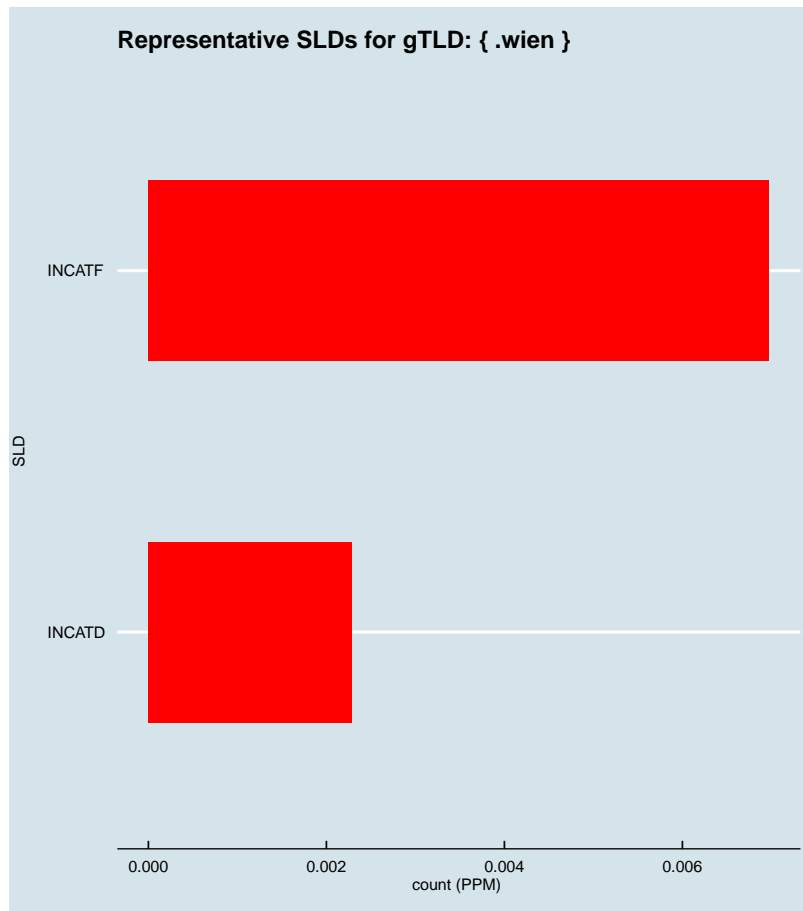


Figure 2.1799: Representative SLDs for gTLD: { .wien }. The  $x$  axis displays number of times (in parts per million) the corresponding SLD ( $y$  axis) was found in the gTLD.

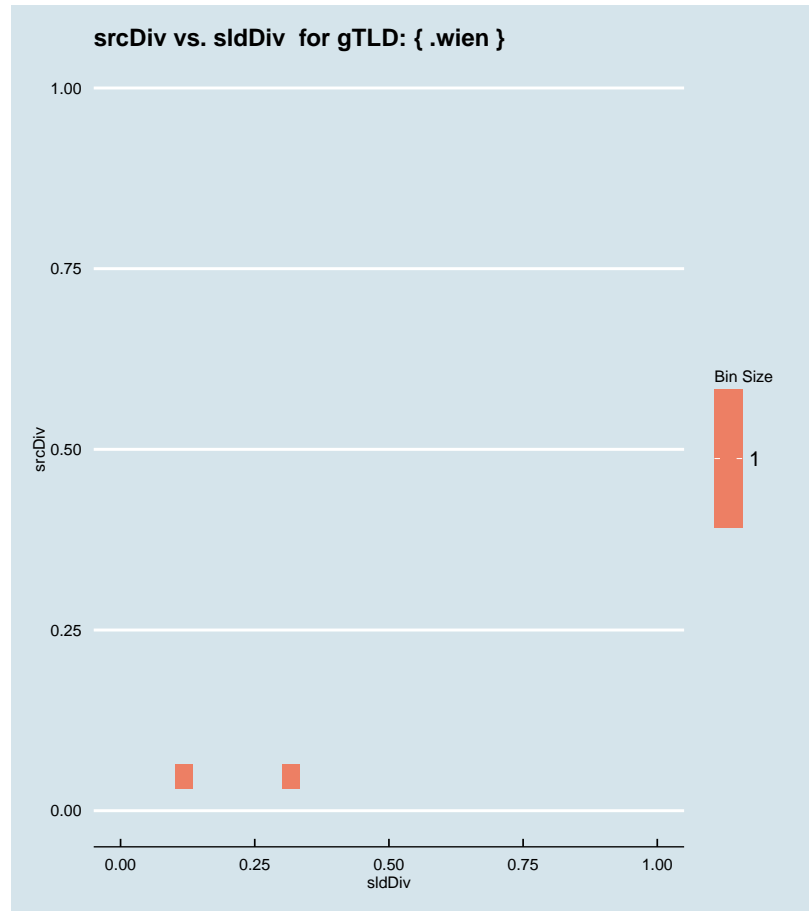


Figure 2.1800: Binned scatter-plot of srcDiv and sldDiv for gTLD: { .wien }.

### ∴ 2.1248 Representative SLDs for gTLD: { .wiki }

In this section, we collect representative SLDs related to gTLD: 'wiki'. We found 11 unique SLDs after filtering. A total of 75405 records were considered representative and they are 79.650% of the gTLD dump. Since the total number of records for this gTLD is 75405, there are 0 non-representative records (NRep). In addition, this set comprises  $3.09E-5$  of the entire data-set. Table 2.901 shows the corresponding SLDs ordered by the level of importance. Figure 2.1801 shows the record count (PPM) for each representative SLD. Figure 2.1802 shows the binned scatter-plot of srcDiv and sldDiv.

► { .wiki }  
Total SLDs: 11  
a-sldDiv: 79.650%  
a-oR: 0.003%  
NRep: 0

Individual SLD descriptors for gTLD: {.wiki}										
SLD	count	sldDiv	$\phi$ -sldDiv	ipcount	srcDiv	$\phi$ -srcDiv	oR	a-srcDiv	a-oR	rem
creepypast...	0.024	0.256	1.000	0.006	0.267	0.068	9.93E-6	0.256	9.93E-6	51175
INCATB	0.014	0.147	1.000	0.005	0.378	0.104	5.69E-6	0.403	1.56E-5	37282
INCATE	0.009	0.100	1.000	0.006	0.641	0.206	3.87E-6	0.502	1.95E-5	27844
SHORTSLD	0.008	0.084	1.000	0.005	0.604	0.199	3.25E-6	0.586	2.27E-5	19916
RANDOM10	0.006	0.067	1.000	0.001	0.170	0.037	2.6E-6	0.653	2.53E-5	13576
RANDOM13	0.005	0.057	1.000	8.19E-4	0.152	0.031	2.2E-6	0.710	2.75E-5	8204
minecraft	0.002	0.025	0.999	0.002	0.691	0.234	9.8E-7	0.735	2.85E-5	5812
rdr	0.002	0.019	0.999	7.46E-4	0.418	0.116	7.31E-7	0.754	2.93E-5	4029
INCATC	0.001	0.016	0.999	6.27E-4	0.421	0.116	6.11E-7	0.770	2.99E-5	2538
INVALID	0.001	0.014	0.999	3.56E-4	0.278	0.070	5.25E-7	0.783	3.04E-5	1258
yugioh	0.001	0.013	0.999	8.46E-4	0.672	0.232	5.16E-7	0.796	3.09E-5	0

Table 2.901: Top 11 most significant SLDs for gTLD 'wiki'. The SLD list holds 79.650% of the entries found in the gTLD and 3.09E-5 of the total number of entries for the entire experiment. **count** represents the number of records found for the SLD (in parts per million). **sldDiv** is the raw count divided by the number of records of this gTLD dump file. **oR** is the ratio of raw count to the total number of records of the experiment.  **$\phi$ -sldDiv** represents the  $\phi$  percentile of sldDiv on the entire data-set. **a-srcDiv** is the cumulative srcDiv variable. **a-oR** is the cumulative oR.

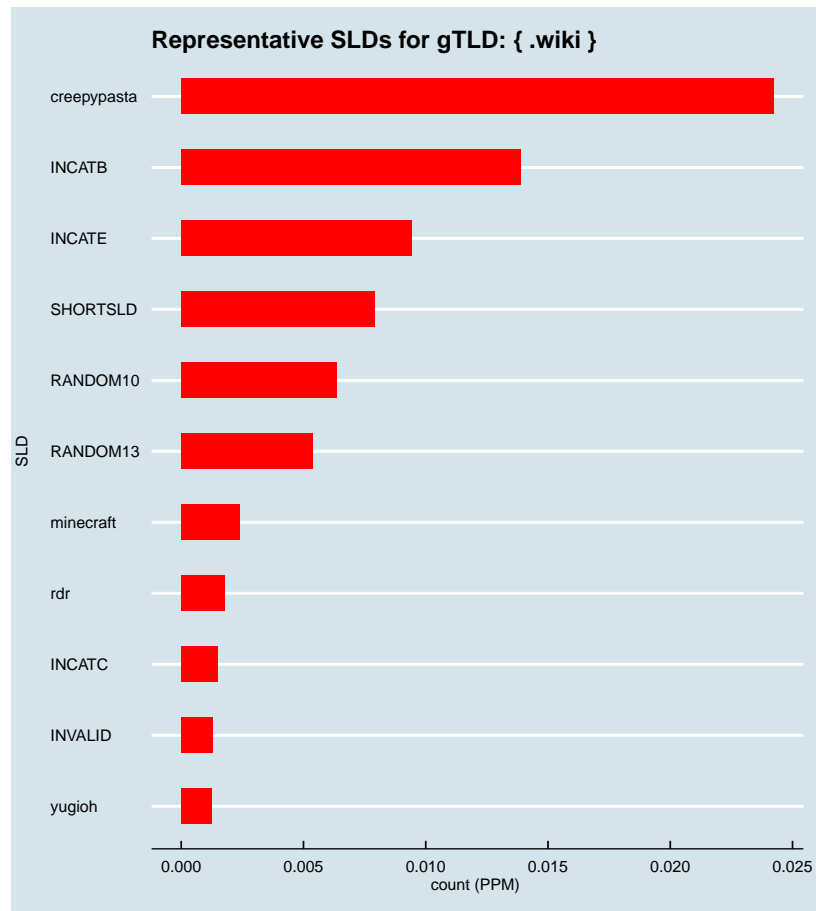


Figure 2.1801: Representative SLDs for gTLD: { .wiki}. The  $x$  axis displays number of times (in parts per million) the corresponding SLD ( $y$  axis) was found in the gTLD.

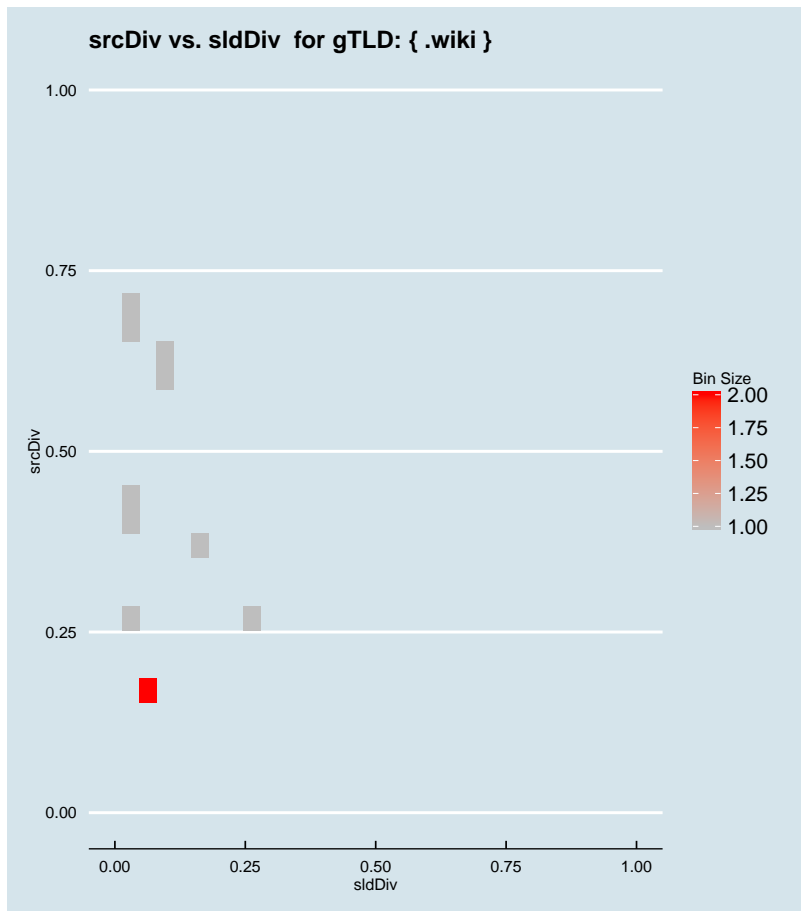


Figure 2.1802: Binned scatter-plot of srcDiv and sldDiv for gTLD: {.wiki}.

∴ 2.1249 Representative SLDs for gTLD: {.williamhill}

In this section, we collect representative SLDs related to gTLD: 'williamhill'. We found 0 unique SLDs after filtering. A total of 0 records were considered representative and they are 0.000% of the gTLD dump. Since the total number of records for this gTLD is 0, there are 0 non-representative records (NRep). In addition, this set comprises 0E0 of the entire data-set.

► {.williamhill}  
 Total SLDs: 0  
 a-sldDiv: 0.000%  
 a-oR: 0.000%  
 NRep: 0

∴ 2.1250 Representative SLDs for gTLD: {.wilmar}

In this section, we collect representative SLDs related to gTLD: 'wilmar'. We found 0

► {.wilmar}  
 Total SLDs: 0  
 a-sldDiv: 0.000%  
 a-oR: 0.000%  
 NRep: 0

unique SLDs after filtering. A total of 0 records were considered representative and they are 0.000% of the gTLD dump. Since the total number of records for this gTLD is 0, there are 0 non-representative records (NRep). In addition, this set comprises 0E0 of the entire data-set.

## :: 2.1251 Representative SLDs for gTLD: {.win}

In this section, we collect representative SLDs related to gTLD: 'win'. We found 49 unique SLDs after filtering. A total of 7670874 records were considered representative and they are 98.984% of the gTLD dump. Since the total number of records for this gTLD is 7670874, there are 0 non-representative records (NRep). In addition, this set comprises 0.003 of the entire data-set. Table 2.902 shows the corresponding SLDs ordered by the level of importance. Figure 2.1803 shows the record count (PPM) for each representative SLD. Figure 2.1804 shows the binned scatter-plot of srcDiv and sldDiv.

▶ {.win}  
Total SLDs: 49  
a-sldDiv: 98.984%  
a-oR: 0.314%  
NRep: 0

Individual SLD descriptors for gTLD: {win}										
SLD	count	sldDiv	$\phi$ -sldDiv	ipcount	srcDiv	$\phi$ -srcDiv	oR	a-srcDiv	a-oR	rem
detnsw	4.703	0.607	1.000	0.006	0.001	2.07E-5	0.002	0.607	0.002	2967603
INCATF	1.327	0.171	1.000	0.016	0.012	6.48E-4	5.44E-4	0.778	0.002	1641010
hardie	0.534	0.069	1.000	0.010	0.020	0.001	2.19E-4	0.847	0.003	1106547
det	0.243	0.031	1.000	0.002	0.007	3.13E-4	9.98E-5	0.878	0.003	863095
INCATB	0.207	0.027	0.999	0.003	0.015	9.18E-4	8.47E-5	0.905	0.003	656331
RANDOM13	0.196	0.025	0.999	0.005	0.026	0.002	8.04E-5	0.930	0.003	460230
carastar	0.062	0.008	0.999	0.002	0.036	0.003	2.54E-5	0.938	0.003	398317
RANDOM10	0.053	0.007	0.999	0.005	0.087	0.014	2.16E-5	0.945	0.003	345534
ensco	0.040	0.005	0.999	0.002	0.048	0.006	1.64E-5	0.950	0.003	305584
schools	0.035	0.005	0.999	3.78E-4	0.011	5.5E-4	1.45E-5	0.955	0.003	270183
harbourfro...	0.032	0.004	0.999	0.002	0.055	0.007	1.32E-5	0.959	0.003	238066
nbpdom	0.026	0.003	0.998	6.82E-4	0.026	0.002	1.08E-5	0.963	0.003	211812
INCATD	0.025	0.003	0.998	0.003	0.136	0.026	1.03E-5	0.966	0.003	186791
INVALID	0.014	0.002	0.998	0.002	0.117	0.021	5.64E-6	0.968	0.003	173024
SHORTSLD	0.013	0.002	0.997	0.002	0.116	0.021	5.49E-6	0.969	0.003	159618
INCATC	0.012	0.002	0.997	0.003	0.235	0.055	5.01E-6	0.971	0.003	147387
volcan	0.012	0.001	0.997	3.85E-4	0.033	0.003	4.73E-6	0.972	0.003	135840
rzhit	0.011	0.001	0.997	4.93E-4	0.043	0.005	4.67E-6	0.974	0.003	124447
nctaf	0.011	0.001	0.997	2.87E-4	0.025	0.002	4.65E-6	0.975	0.003	113105
chirec	0.010	0.001	0.997	3.04E-4	0.030	0.003	4.22E-6	0.977	0.003	102801
genedata	0.009	0.001	0.997	5.55E-4	0.060	0.008	3.78E-6	0.978	0.003	93576
kam	0.008	0.001	0.997	7.67E-4	0.093	0.015	3.38E-6	0.979	0.003	85320
INCATI	0.008	9.87E-4	0.996	6.32E-4	0.083	0.013	3.13E-6	0.980	0.003	77672
state	0.006	7.41E-4	0.996	2.7E-5	0.005	1.73E-4	2.35E-6	0.981	0.003	71931
viper	0.005	6.97E-4	0.995	5E-5	0.009	4.49E-4	2.21E-6	0.981	0.003	66532
local	0.005	6.45E-4	0.995	2.08E-4	0.042	0.004	2.05E-6	0.982	0.003	61533
mri	0.005	6.41E-4	0.995	3.28E-4	0.066	0.009	2.03E-6	0.983	0.003	56569
sre	0.005	6.02E-4	0.995	1.87E-4	0.040	0.004	1.91E-6	0.983	0.003	51905
div	0.004	5.72E-4	0.995	7.3E-5	0.016	0.001	1.82E-6	0.984	0.003	47473
apc	0.004	5.68E-4	0.995	5.68E-4	0.129	0.025	1.8E-6	0.984	0.003	43071
INCATE	0.004	5.6E-4	0.995	0.003	0.648	0.207	1.78E-6	0.985	0.003	38728
wpad	0.004	4.6E-4	0.994	0.002	0.425	0.117	1.46E-6	0.985	0.003	35163
aiz	0.003	4.4E-4	0.994	7.8E-5	0.023	0.002	1.4E-6	0.986	0.003	31752
server	0.003	3.92E-4	0.993	4.48E-4	0.147	0.030	1.24E-6	0.986	0.003	28714
abcprinter...	0.003	3.71E-4	0.993	8E-6	0.003	8.57E-5	1.18E-6	0.987	0.003	25840

Table 2.902: Top 35 most significant SLDs for gTLD 'win'. The SLD list holds 98.984% of the entries found in the gTLD and 0.003 of the total number of entries for the entire experiment. **count** represents the number of records found for the SLD (in parts per million). **sldDiv** is the raw count divided by the number of records of this gTLD dump file. **oR** is the ratio of raw count to the total number of records of the experiment.  **$\phi$ -sldDiv** represents the  $\phi$  percentile of sldDiv on the entire data-set. **a-srcDiv** is the cumulative srcDiv variable. **a-oR** is the cumulative oR.



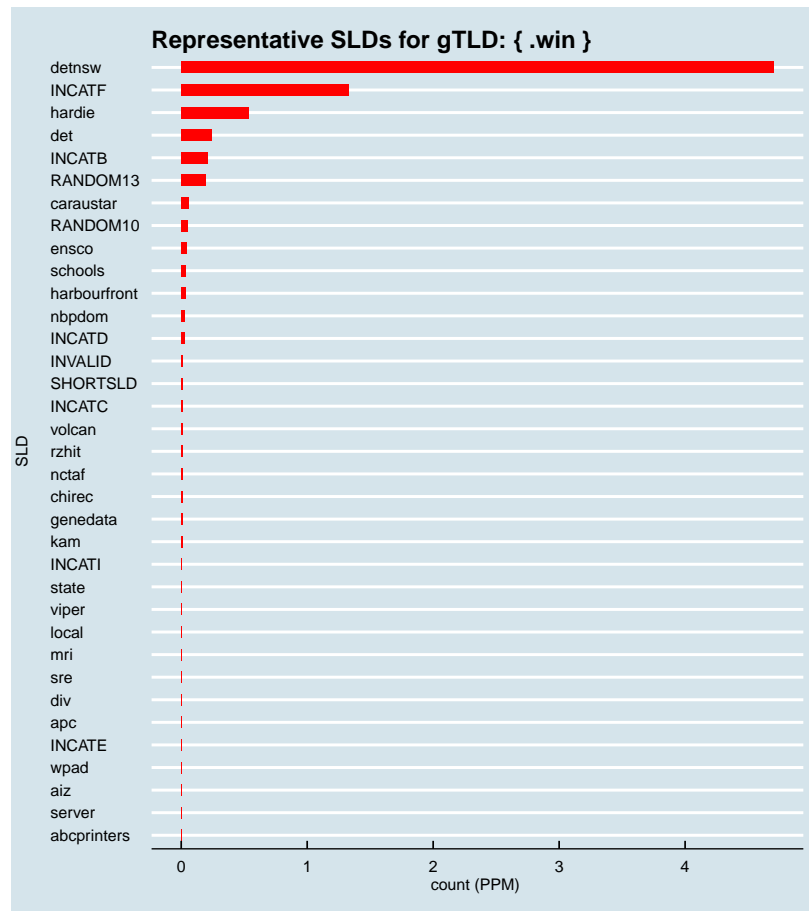


Figure 2.1803: Representative SLDs for gTLD: { .win}. The  $x$  axis displays number of times (in parts per million) the corresponding SLD ( $y$  axis) was found in the gTLD.

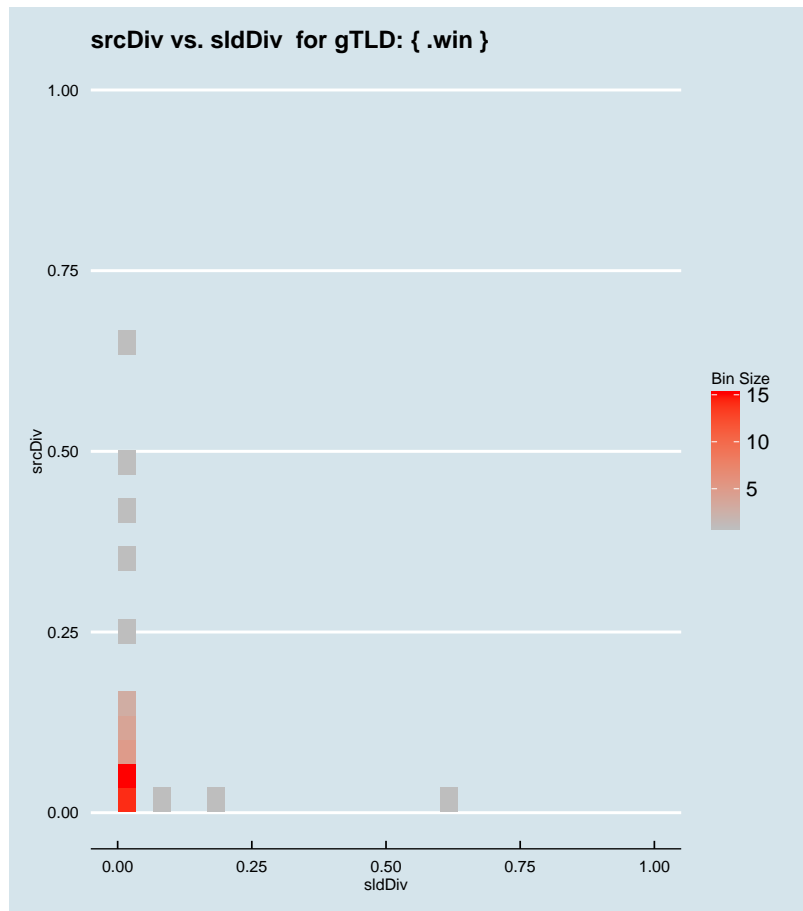


Figure 2.1804: Binned scatter-plot of srcDiv and sldDiv for gTLD: { .win }.

### :: 2.1252 Representative SLDs for gTLD: { .windows }

In this section, we collect representative SLDs related to gTLD: 'windows'. We found 12 unique SLDs after filtering. A total of 126502 records were considered representative and they are 74.585% of the gTLD dump. Since the total number of records for this gTLD is 126502, there are 0 non-representative records (NRep). In addition, this set comprises  $5.18E-5$  of the entire data-set. Table 2.903 shows the corresponding SLDs ordered by the level of importance. Figure 2.1805 shows the record count (PPM) for each representative SLD. Figure 2.1806 shows the binned scatter-plot of srcDiv and sldDiv.

► { .windows }  
 Total SLDs: 12  
 a-sldDiv: 74.585%  
 a-oR: 0.005%  
 NRep: 0

Individual SLD descriptors for gTLD: {windows}										
SLD	count	sldDiv	$\phi$ -sldDiv	ipcount	srcDiv	$\phi$ -srcDiv	oR	a-srcDiv	a-oR	rem
RANDOM10	0.022	0.128	1.000	0.002	0.093	0.015	8.89E-6	0.128	8.89E-6	104797
INCATB	0.018	0.107	1.000	0.001	0.077	0.011	7.45E-6	0.235	1.63E-5	86613
RANDOM13	0.017	0.101	1.000	9.02E-4	0.053	0.006	7.04E-6	0.336	2.34E-5	69438
INVALID	0.017	0.099	1.000	0.002	0.096	0.016	6.86E-6	0.435	3.02E-5	52708
time	0.015	0.086	1.000	0.002	0.127	0.024	6E-6	0.521	3.62E-5	38076
INCATC	0.010	0.059	1.000	0.002	0.220	0.051	4.12E-6	0.581	4.04E-5	28032
wpad	0.009	0.050	1.000	0.003	0.301	0.077	3.49E-6	0.631	4.38E-5	19514
INCATF	0.006	0.037	1.000	0.001	0.185	0.041	2.54E-6	0.667	4.64E-5	13322
isatap	0.006	0.034	1.000	0.002	0.342	0.097	2.38E-6	0.702	4.88E-5	7505
INCATE	0.003	0.018	0.999	0.002	0.700	0.237	1.22E-6	0.719	5E-5	4527
liteon-sem...	0.003	0.016	0.999	4.73E-4	0.171	0.037	1.14E-6	0.736	5.11E-5	1754
SHORTSLD	0.002	0.010	0.999	7.14E-4	0.407	0.114	7.19E-7	0.746	5.18E-5	0

Table 2.903: Top 12 most significant SLDs for gTLD 'windows'. The SLD list holds 74.585% of the entries found in the gTLD and  $5.18E-5$  of the total number of entries for the entire experiment. **count** represents the number of records found for the SLD (in parts per million). **sldDiv** is the raw count divided by the number of records of this gTLD dump file. **oR** is the ratio of raw count to the total number of records of the experiment.  **$\phi$ -sldDiv** represents the  $\phi$  percentile of sldDiv on the entire data-set. **a-srcDiv** is the cumulative srcDiv variable. **a-oR** is the cumulative oR.

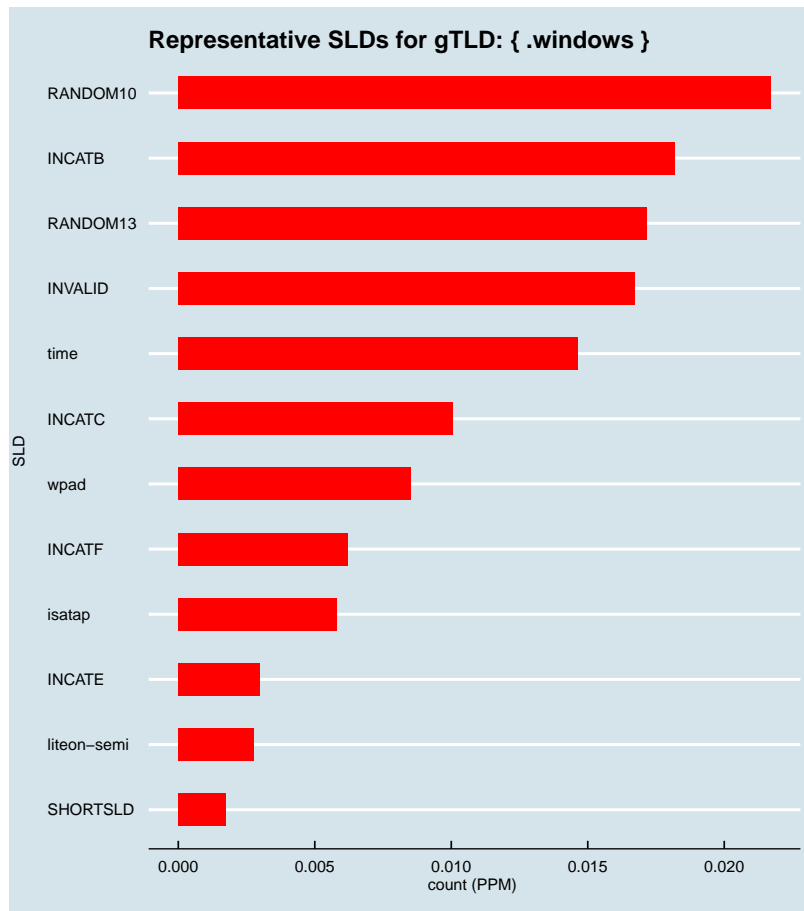


Figure 2.1805: Representative SLDs for gTLD: { .windows }. The x axis displays number of times (in parts per million) the corresponding SLD (y axis) was found in the gTLD.

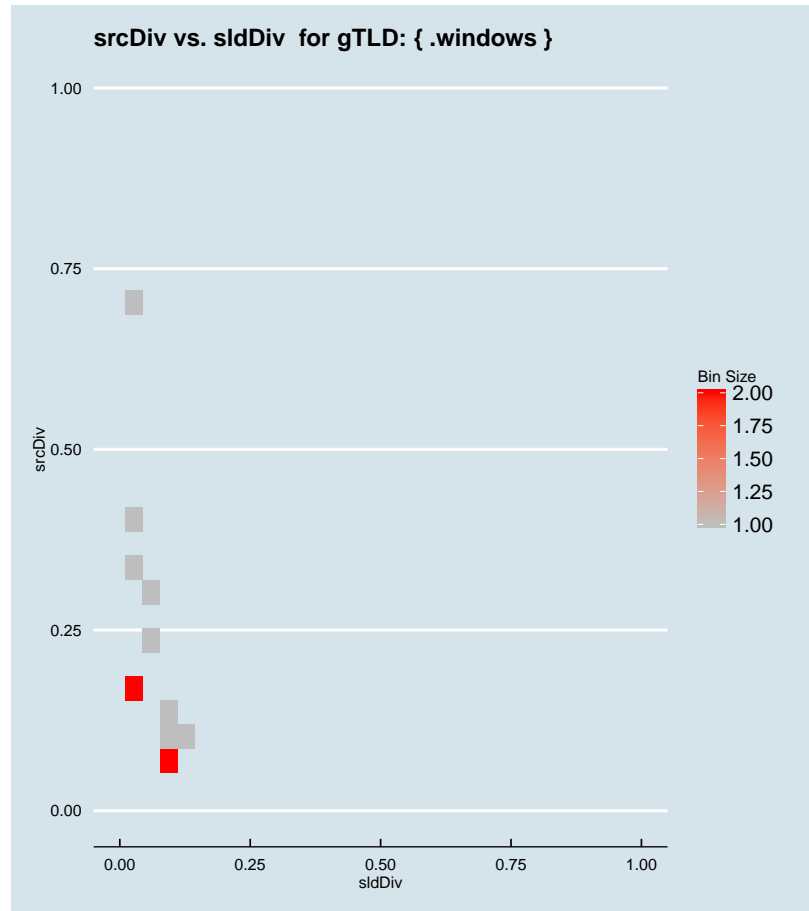


Figure 2.1806: Binned scatter-plot of srcDiv and sldDiv for gTLD: { .windows }.

### :: 2.1253 Representative SLDs for gTLD: { .wine }

In this section, we collect representative SLDs related to gTLD: 'wine'. We found 2 unique SLDs after filtering. A total of 3467 records were considered representative and they are 33.401% of the gTLD dump. Since the total number of records for this gTLD is 3467, there are 0 non-representative records (NRep). In addition, this set comprises 1.42E-6 of the entire data-set. Table 2.904 shows the corresponding SLDs ordered by the level of importance. Figure 2.1807 shows the record count (PPM) for each representative SLD. Figure 2.1808 shows the binned scatter-plot of srcDiv and sldDiv.

► { .wine }  
Total SLDs: 2  
a-sldDiv: 33.401%  
a-oR: 0.000%  
NRep: 0



Individual SLD descriptors for gTLD: {.wine}										
SLD	count	sldDiv	$\phi$ -sldDiv	ipcount	srcDiv	$\phi$ -srcDiv	oR	a-srcDiv	a-oR	rem
INCATB	0.002	0.214	1.000	4.21E-4	0.189	0.042	9.11E-7	0.214	9.11E-7	1244
INVALID	0.001	0.120	1.000	2.99E-4	0.240	0.057	5.1E-7	0.334	1.42E-6	0

Table 2.904: Top 2 most significant SLDs for gTLD 'wine'. The SLD list holds 33.401% of the entries found in the gTLD and 1.42E-6 of the total number of entries for the entire experiment. **count** represents the number of records found for the SLD (in parts per million). **sldDiv** is the raw count divided by the number of records of this gTLD dump file. **oR** is the ratio of raw count to the total number of records of the experiment.  **$\phi$ -sldDiv** represents the  $\phi$  percentile of sldDiv on the entire data-set. **a-srcDiv** is the cumulative srcDiv variable. **a-oR** is the cumulative oR.

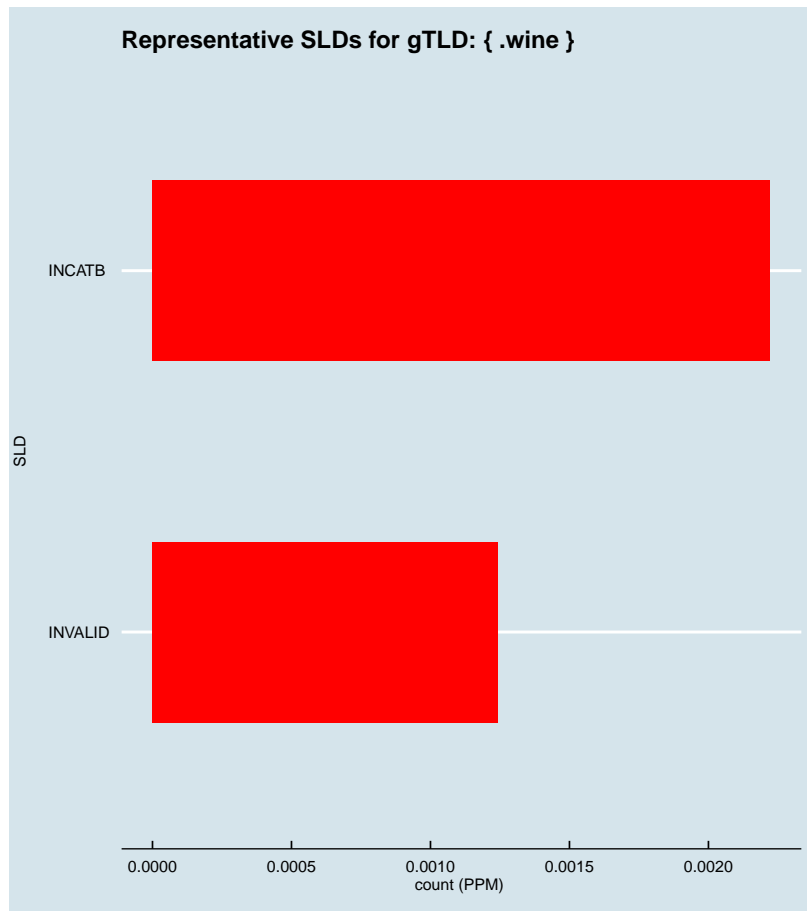


Figure 2.1807: Representative SLDs for gTLD: { .wine }. The  $x$  axis displays number of times (in parts per million) the corresponding SLD ( $y$  axis) was found in the gTLD.

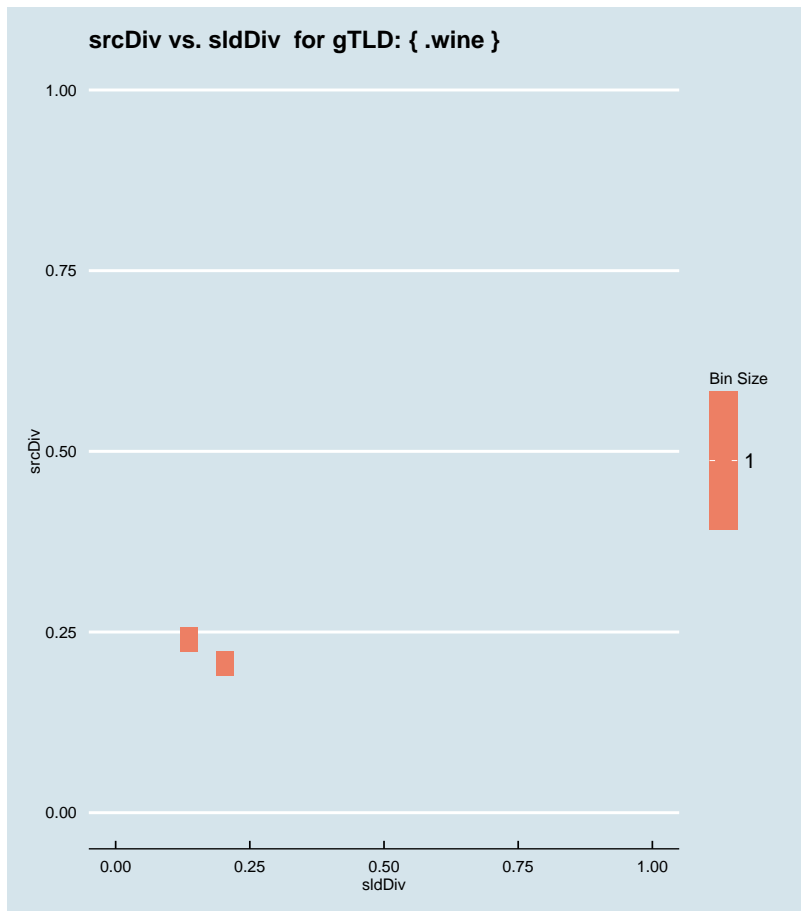


Figure 2.1808: Binned scatter-plot of srcDiv and sldDiv for gTLD: {.wine}.

### :: 2.1254 Representative SLDs for gTLD: {.winners}

In this section, we collect representative SLDs related to gTLD: 'winners'. We found 1 unique SLDs after filtering. A total of 1191 records were considered representative and they are 36.612% of the gTLD dump. Since the total number of records for this gTLD is 1191, there are 0 non-representative records (NRep). In addition, this set comprises  $4.88E-7$  of the entire data-set. Table 2.905 shows the corresponding SLDs ordered by the level of importance. Figure 2.1809 shows the record count (PPM) for each representative SLD. Figure 2.1810 shows the binned scatter-plot of srcDiv and sldDiv.

► {.winners}  
 Total SLDs: 1  
 a-sldDiv: 36.612%  
 a-oR: 0.000%  
 NRep: 0



Individual SLD descriptors for gTLD: {.winners}										
SLD	count	sldDiv	$\phi$ -sldDiv	ipcount	srcDiv	$\phi$ -srcDiv	oR	a-srcDiv	a-oR	rem
INVALID	0.001	0.366	1.000	6.5E-5	0.055	0.007	4.88E-7	0.366	4.88E-7	0

Table 2.905: Top 1 most significant SLDs for gTLD 'winners'. The SLD list holds 36.612% of the entries found in the gTLD and 4.88E-7 of the total number of entries for the entire experiment. **count** represents the number of records found for the SLD (in parts per million). **sldDiv** is the raw count divided by the number of records of this gTLD dump file. **oR** is the ratio of raw count to the total number of records of the experiment.  $\phi$ -**sldDiv** represents the  $\phi$  percentile of sldDiv on the entire data-set. **a-srcDiv** is the cumulative srcDiv variable. **a-oR** is the cumulative oR.

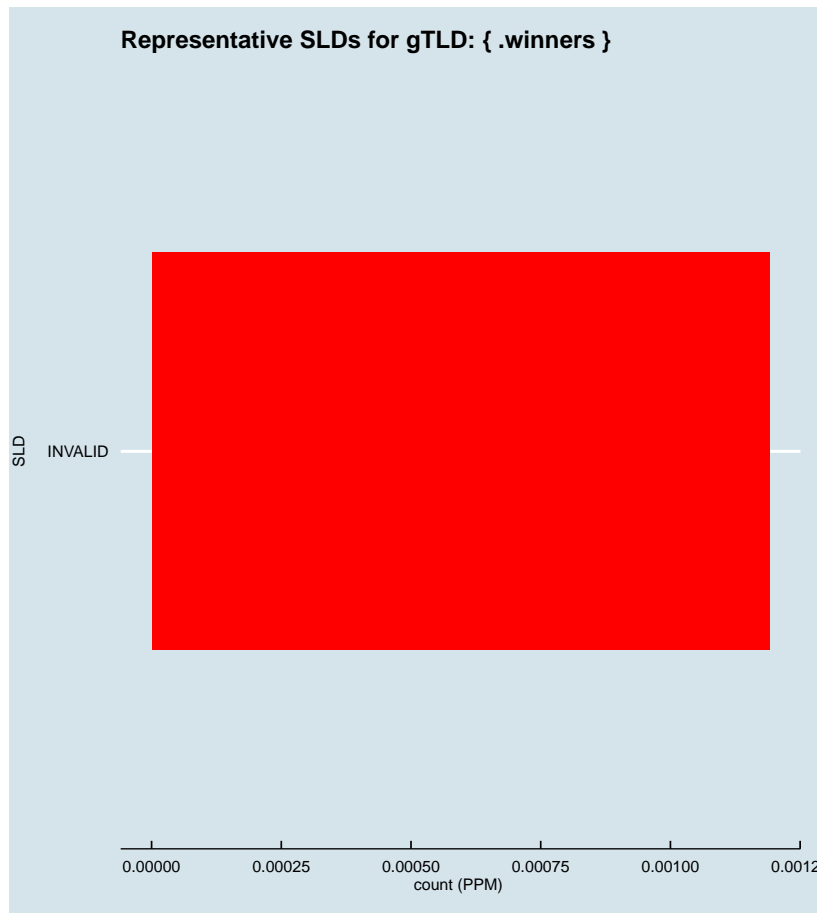


Figure 2.1809: Representative SLDs for gTLD: { .winners}. The x axis displays number of times (in parts per million) the corresponding SLD (y axis) was found in the gTLD.

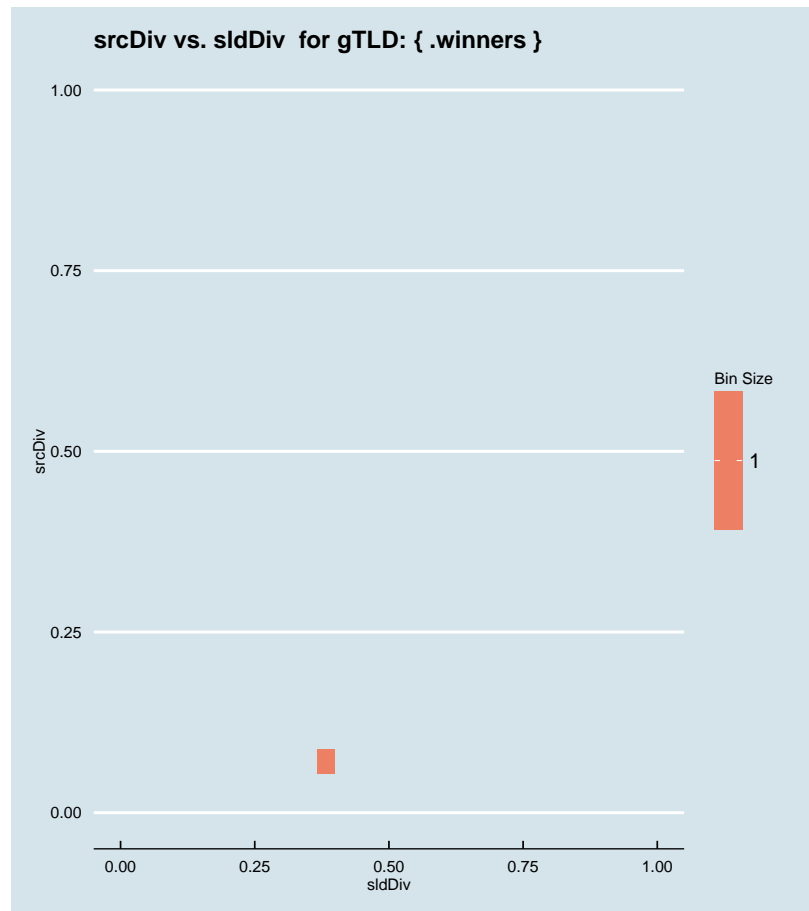


Figure 2.1810: Binned scatter-plot of srcDiv and sldDiv for gTLD: {.winners}.

### ∴ 2.1255 Representative SLDs for gTLD: {.wme}

In this section, we collect representative SLDs related to gTLD: 'wme'. We found 0 unique SLDs after filtering. A total of 0 records were considered representative and they are 0.000% of the gTLD dump. Since the total number of records for this gTLD is 0, there are 0 non-representative records (NRep). In addition, this set comprises 0E0 of the entire data-set.

▶ {.wme}  
Total SLDs: 0  
a-sldDiv: 0.000%  
a-oR: 0.000%  
NRep: 0

### ∴ 2.1256 Representative SLDs for gTLD: {.woltersklower}

In this section, we collect representative SLDs related to gTLD: 'woltersklower'. We

▶ {.woltersklower}  
Total SLDs: 0  
a-sldDiv: 0.000%  
a-oR: 0.000%  
NRep: 0



found 0 unique SLDs after filtering. A total of 0 records were considered representative and they are 0.000% of the gTLD dump. Since the total number of records for this gTLD is 0, there are 0 non-representative records (NRep). In addition, this set comprises 0E0 of the entire data-set.

### :: 2.1257 Representative SLDs for gTLD: {.woodside}

In this section, we collect representative SLDs related to gTLD: 'woodside'. We found 0 unique SLDs after filtering. A total of 0 records were considered representative and they are 0.000% of the gTLD dump. Since the total number of records for this gTLD is 0, there are 0 non-representative records (NRep). In addition, this set comprises 0E0 of the entire data-set.

```
► {.woodside}
Total SLDs: 0
a-sldDiv: 0.000%
a-oR: 0.000%
NRep: 0
```

### :: 2.1258 Representative SLDs for gTLD: {.work}

In this section, we collect representative SLDs related to gTLD: 'work'. We found 41 unique SLDs after filtering. A total of 657969 records were considered representative and they are 77.317% of the gTLD dump. Since the total number of records for this gTLD is 657969, there are 0 non-representative records (NRep). In addition, this set comprises 2.7E-4 of the entire data-set. Table 2.906 shows the corresponding SLDs ordered by the level of importance. Figure 2.1811 shows the record count (PPM) for each representative SLD. Figure 2.1812 shows the binned scatter-plot of srcDiv and sldDiv.

```
► {.work}
Total SLDs: 41
a-sldDiv: 77.317%
a-oR: 0.027%
NRep: 0
```

Individual SLD descriptors for gTLD: {.work}										
SLD	count	sldDiv	$\phi$ -sldDiv	ipcount	srcDiv	$\phi$ -srcDiv	oR	a-srcDiv	a-oR	rem
INCATB	0.202	0.238	1.000	0.007	0.036	0.004	8.28E-5	0.238	8.28E-5	455802
INCATF	0.083	0.098	1.000	0.005	0.058	0.007	3.41E-5	0.335	1.17E-4	372500
INVALID	0.080	0.094	1.000	0.006	0.078	0.012	3.28E-5	0.430	1.5E-4	292391
RANDOM10	0.063	0.073	1.000	0.005	0.088	0.014	2.56E-5	0.503	1.75E-4	229890
RANDOM13	0.056	0.066	1.000	0.002	0.039	0.004	2.29E-5	0.569	1.98E-4	174084
wpad	0.031	0.037	1.000	0.007	0.219	0.051	1.28E-5	0.605	2.11E-4	142758
isatap	0.023	0.027	0.999	0.006	0.273	0.070	9.27E-6	0.632	2.2E-4	120126
INCATC	0.022	0.026	0.999	0.003	0.142	0.027	9.11E-6	0.658	2.3E-4	97900
INCATD	0.013	0.016	0.999	0.002	0.119	0.022	5.42E-6	0.674	2.35E-4	84666
SHORTSLD	0.010	0.012	0.999	0.002	0.221	0.051	4.03E-6	0.685	2.39E-4	74831
update	0.006	0.007	0.999	6.67E-4	0.107	0.019	2.55E-6	0.693	2.42E-4	68600
buckaroo	0.006	0.007	0.999	7.76E-4	0.129	0.025	2.47E-6	0.700	2.44E-4	62579
matchcare	0.005	0.006	0.999	2.39E-4	0.048	0.006	2.04E-6	0.705	2.46E-4	57596
tuxguard	0.005	0.006	0.999	6.9E-5	0.014	8.86E-4	1.96E-6	0.711	2.48E-4	52824
infog	0.004	0.004	0.999	3E-5	0.008	3.76E-4	1.5E-6	0.715	2.49E-4	49167
server	0.003	0.004	0.998	6.87E-4	0.218	0.051	1.29E-6	0.719	2.51E-4	46021
scits	0.002	0.003	0.998	1.4E-5	0.006	2.25E-4	1.01E-6	0.722	2.52E-4	43565
eaclare	0.002	0.003	0.998	8E-6	0.003	1.1E-4	9.73E-7	0.725	2.53E-4	41191
intact	0.002	0.003	0.998	2.56E-4	0.109	0.019	9.63E-7	0.728	2.54E-4	38842
local	0.002	0.003	0.998	3.04E-4	0.132	0.025	9.46E-7	0.730	2.55E-4	36533
idegm	0.002	0.003	0.998	7.2E-5	0.032	0.003	9.14E-7	0.733	2.56E-4	34303
elektrobun...	0.002	0.003	0.998	4.1E-5	0.019	0.001	9.03E-7	0.735	2.56E-4	32099
intelution...	0.002	0.003	0.998	5.8E-5	0.026	0.002	8.99E-7	0.738	2.57E-4	29906
INCATE	0.002	0.003	0.998	0.001	0.637	0.206	8.8E-7	0.741	2.58E-4	27758
bjglobal	0.002	0.002	0.998	4.1E-5	0.020	0.001	8.25E-7	0.743	2.59E-4	25746
innova	0.002	0.002	0.998	4E-6	0.002	5.28E-5	7.97E-7	0.745	2.6E-4	23800
aorei	0.002	0.002	0.998	1.3E-5	0.007	2.89E-4	7.83E-7	0.747	2.61E-4	21890
pressrepub...	0.002	0.002	0.998	3E-5	0.016	0.001	7.7E-7	0.750	2.61E-4	20010
kyushin	0.002	0.002	0.998	6.4E-5	0.034	0.003	7.63E-7	0.752	2.62E-4	18149
ceva	0.002	0.002	0.998	1.31E-4	0.074	0.011	7.21E-7	0.754	2.63E-4	16389
utr	0.002	0.002	0.998	9E-6	0.005	1.92E-4	7.2E-7	0.756	2.64E-4	14632
supertrump...	0.002	0.002	0.998	4E-6	0.002	6.32E-5	7.19E-7	0.758	2.64E-4	12878
tassel	0.002	0.002	0.998	3.1E-5	0.018	0.001	7.04E-7	0.760	2.65E-4	11159
piscinesid...	0.002	0.002	0.998	7E-5	0.046	0.005	6.29E-7	0.762	2.66E-4	9624
argo	0.001	0.002	0.997	1.21E-4	0.082	0.013	6.04E-7	0.764	2.66E-4	8149

Table 2.906: Top 35 most significant SLDs for gTLD 'work'. The SLD list holds 77.317% of the entries found in the gTLD and 2.7E-4 of the total number of entries for the entire experiment. **count** represents the number of records found for the SLD (in parts per million). **sldDiv** is the raw count divided by the number of records of this gTLD dump file. **oR** is the ratio of raw count to the total number of records of the experiment.  $\phi$ -**sldDiv** represents the  $\phi$  percentile of sldDiv on the entire data-set. **a-srcDiv** is the cumulative srcDiv variable. **a-oR** is the cumulative oR.

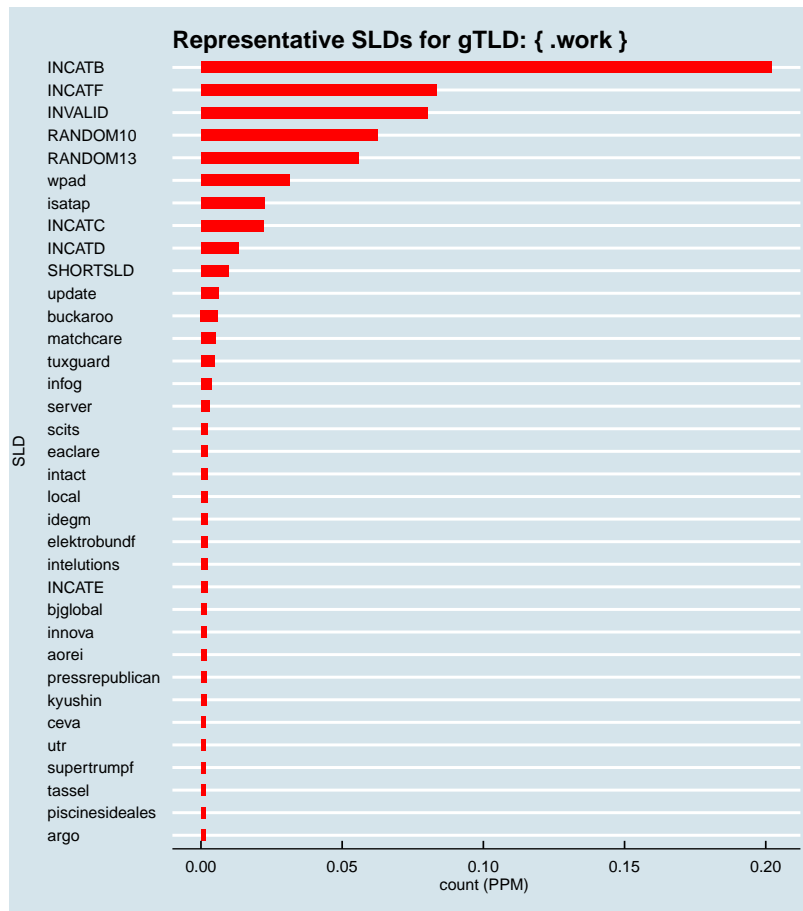


Figure 2.1811: Representative SLDs for gTLD: { .work }. The *x* axis displays number of times (in parts per million) the corresponding SLD (*y* axis) was found in the gTLD.

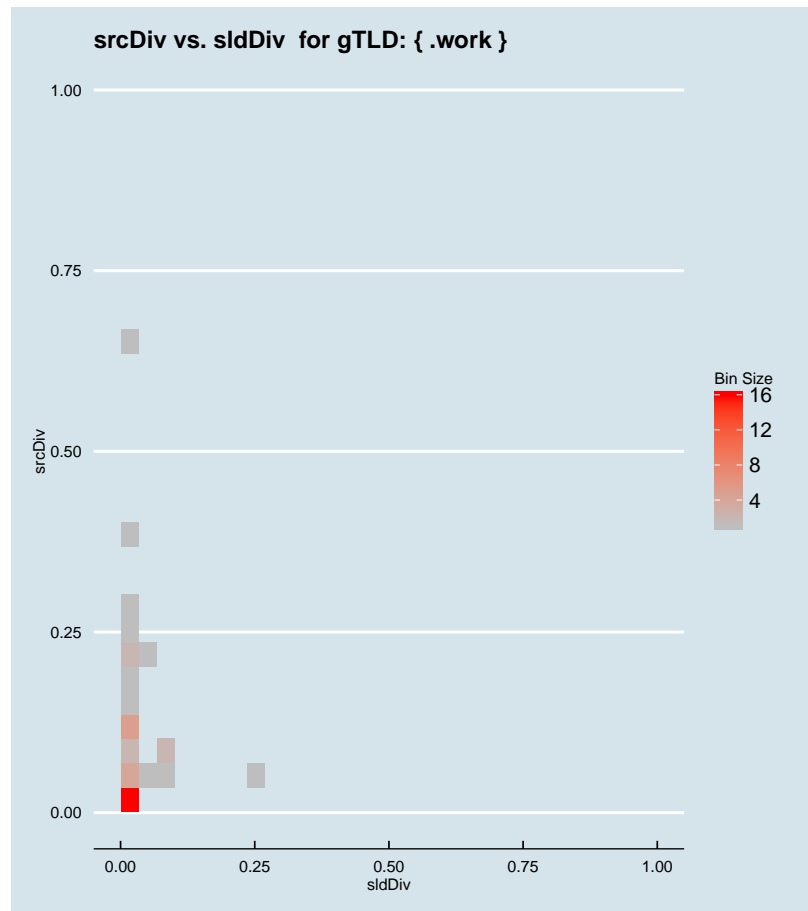


Figure 2.1812: Binned scatter-plot of srcDiv and sldDiv for gTLD: { .work }.

### :: 2.1259 Representative SLDs for gTLD: { .works }

In this section, we collect representative SLDs related to gTLD: 'works'. We found 8 unique SLDs after filtering. A total of 40282 records were considered representative and they are 74.760% of the gTLD dump. Since the total number of records for this gTLD is 40282, there are 0 non-representative records (NRep). In addition, this set comprises  $1.65E-5$  of the entire data-set. Table 2.907 shows the corresponding SLDs ordered by the level of importance. Figure 2.1813 shows the record count (PPM) for each representative SLD. Figure 2.1814 shows the binned scatter-plot of srcDiv and sldDiv.

► { .works }  
Total SLDs: 8  
a-sldDiv: 74.760%  
a-oR: 0.002%  
NRep: 0

Individual SLD descriptors for gTLD: {works}										
SLD	count	sldDiv	$\phi$ -sldDiv	ipcount	srcDiv	$\phi$ -srcDiv	oR	a-srcDiv	a-oR	rem
SHORTSLD	0.010	0.183	1.000	4.11E-4	0.042	0.004	4.03E-6	0.183	4.03E-6	30440
INCATF	0.007	0.134	1.000	3.56E-4	0.049	0.006	2.97E-6	0.317	7E-6	23199
INCATB	0.007	0.133	1.000	6.47E-4	0.090	0.014	2.94E-6	0.450	9.94E-6	16034
INVALID	0.006	0.113	1.000	5.49E-4	0.090	0.014	2.49E-6	0.563	1.24E-5	9958
INCATC	0.004	0.070	1.000	3.94E-4	0.105	0.018	1.54E-6	0.633	1.4E-5	6193
RANDOM13	0.002	0.039	1.000	4.03E-4	0.193	0.042	8.55E-7	0.671	1.48E-5	4106
public	0.002	0.038	1.000	7.5E-5	0.036	0.004	8.42E-7	0.710	1.57E-5	2051
engas	0.002	0.038	1.000	3.5E-5	0.017	0.001	8.41E-7	0.748	1.65E-5	0

Table 2.907: Top 8 most significant SLDs for gTLD 'works'. The SLD list holds 74.760% of the entries found in the gTLD and 1.65E-5 of the total number of entries for the entire experiment. **count** represents the number of records found for the SLD (in parts per million). **sldDiv** is the raw count divided by the number of records of this gTLD dump file. **oR** is the ratio of raw count to the total number of records of the experiment.  **$\phi$ -sldDiv** represents the  $\phi$  percentile of sldDiv on the entire data-set. **a-srcDiv** is the cumulative srcDiv variable. **a-oR** is the cumulative oR.



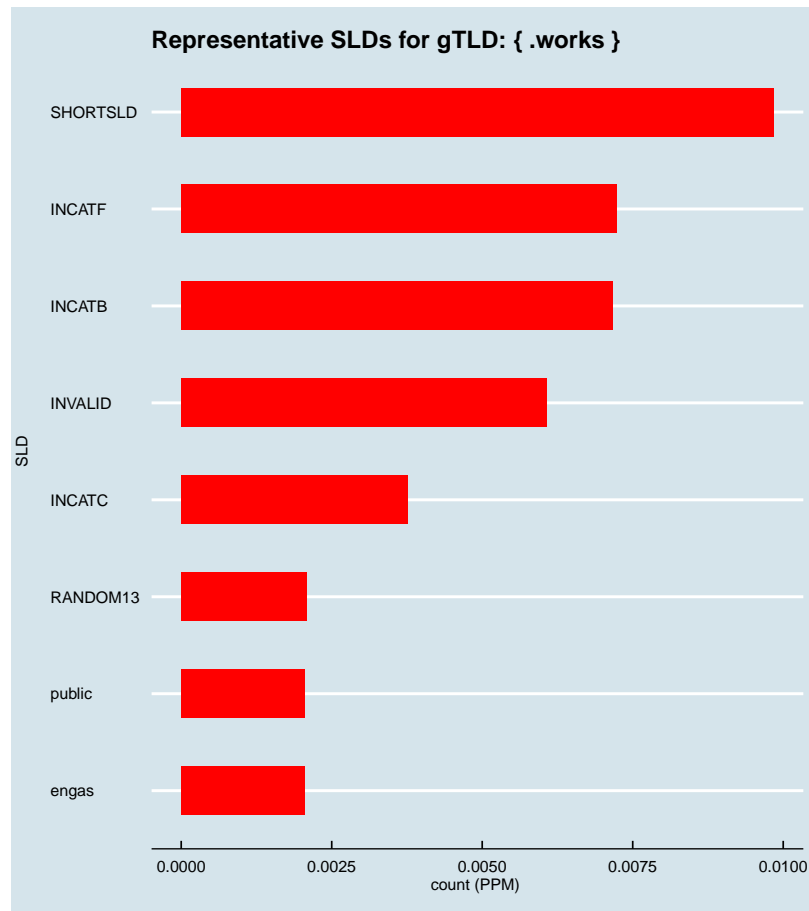


Figure 2.1813: Representative SLDs for gTLD: { .works}. The  $x$  axis displays number of times (in parts per million) the corresponding SLD ( $y$  axis) was found in the gTLD.

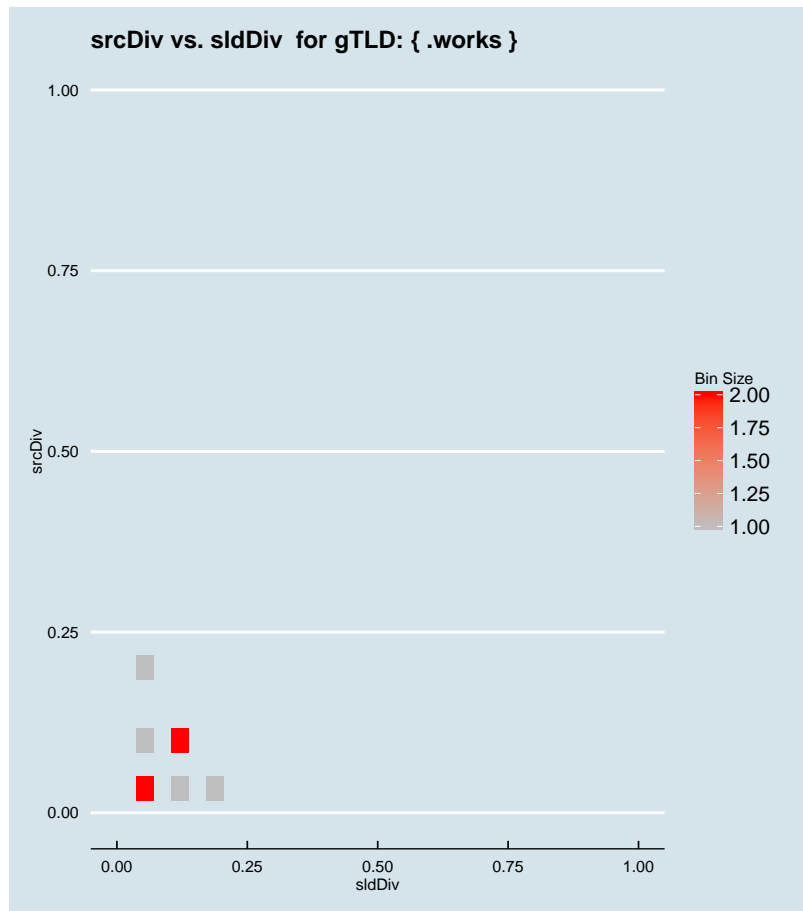


Figure 2.1814: Binned scatter-plot of srcDiv and sldDiv for gTLD: {.works}.

### :: 2.1260 Representative SLDs for gTLD: {.world}

In this section, we collect representative SLDs related to gTLD: 'world'. We found 70 unique SLDs after filtering. A total of 2837855 records were considered representative and they are 91.136% of the gTLD dump. Since the total number of records for this gTLD is 2837855, there are 0 non-representative records (NRep). In addition, this set comprises 0.001 of the entire data-set. Table 2.908 shows the corresponding SLDs ordered by the level of importance. Figure 2.1815 shows the record count (PPM) for each representative SLD. Figure 2.1816 shows the binned scatter-plot of srcDiv and sldDiv.

► {.world}  
 Total SLDs: 70  
 a-sldDiv: 91.136%  
 a-oR: 0.116%  
 NRep: 0

Individual SLD descriptors for gTLD: {world}										
SLD	count	sldDiv	$\phi$ -sldDiv	ipcount	srcDiv	$\phi$ -srcDiv	oR	a-srcDiv	a-oR	rem
franke	1.081	0.347	1.000	0.011	0.010	5E-4	4.43E-4	0.347	4.43E-4	1756550
INCATF	0.362	0.116	1.000	0.015	0.042	0.005	1.48E-4	0.463	5.91E-4	1394619
INCATB	0.212	0.068	1.000	0.006	0.031	0.003	8.7E-5	0.532	6.78E-4	1182285
INCATD	0.134	0.043	1.000	0.008	0.063	0.009	5.47E-5	0.575	7.33E-4	1048748
RANDOM13	0.130	0.042	1.000	0.003	0.024	0.002	5.31E-5	0.616	7.86E-4	919106
planview	0.102	0.033	1.000	0.005	0.044	0.005	4.2E-5	0.649	8.28E-4	816678
INVALID	0.099	0.032	1.000	0.008	0.076	0.011	4.05E-5	0.681	8.69E-4	717813
INCATC	0.060	0.019	0.999	0.008	0.126	0.024	2.47E-5	0.700	8.93E-4	657609
SHORTSLD	0.060	0.019	0.999	0.004	0.071	0.010	2.46E-5	0.719	9.18E-4	597691
conscom	0.051	0.017	0.999	0.003	0.052	0.006	2.11E-5	0.736	9.39E-4	546301
gpt	0.039	0.013	0.999	0.003	0.073	0.011	1.61E-5	0.748	9.55E-4	507132
paper	0.039	0.012	0.999	9.87E-4	0.025	0.002	1.59E-5	0.761	9.71E-4	468416
mednet	0.037	0.012	0.999	7.69E-4	0.021	0.002	1.53E-5	0.773	9.86E-4	431177
grammer	0.036	0.012	0.999	0.002	0.051	0.006	1.5E-5	0.785	0.001	394692
dcag	0.035	0.011	0.999	0.002	0.066	0.009	1.41E-5	0.796	0.001	360186
server	0.033	0.011	0.999	0.001	0.035	0.003	1.36E-5	0.806	0.001	327077
iconnect	0.030	0.010	0.999	0.004	0.148	0.030	1.21E-5	0.816	0.001	297451
agrolab	0.027	0.009	0.999	0.001	0.038	0.004	1.1E-5	0.824	0.001	270528
triton	0.024	0.008	0.999	0.002	0.081	0.012	9.88E-6	0.832	0.001	246419
RANDOM10	0.021	0.007	0.999	0.003	0.144	0.029	8.72E-6	0.839	0.001	225138
chopard	0.017	0.005	0.999	0.002	0.097	0.016	6.96E-6	0.845	0.001	208159
fountainse...	0.014	0.005	0.999	9.18E-4	0.063	0.009	5.93E-6	0.849	0.001	193693
bq1	0.014	0.004	0.999	6E-6	4.33E-4	5.68E-6	5.68E-6	0.854	0.001	179837
mednet-ro	0.014	0.004	0.999	1.67E-4	0.012	6.9E-4	5.57E-6	0.858	0.001	166252
nrxtor	0.014	0.004	0.999	0.001	0.084	0.013	5.56E-6	0.862	0.001	152683
gvaakdn	0.011	0.004	0.998	8.97E-4	0.081	0.012	4.54E-6	0.866	0.001	141609
dmz	0.010	0.003	0.998	0.002	0.153	0.031	4.14E-6	0.869	0.001	131512
selenagrou...	0.010	0.003	0.998	5.38E-4	0.056	0.007	3.93E-6	0.872	0.001	121931
ppct	0.010	0.003	0.998	3.85E-4	0.040	0.004	3.93E-6	0.875	0.001	112351
planflex	0.009	0.003	0.998	7.4E-5	0.009	3.98E-4	3.55E-6	0.878	0.001	103690
fountainse...	0.006	0.002	0.998	8.9E-5	0.014	8.6E-4	2.57E-6	0.880	0.001	97413
ihs	0.006	0.002	0.998	4.2E-4	0.071	0.010	2.43E-6	0.882	0.001	91491
INCATE	0.005	0.002	0.998	0.003	0.635	0.205	2.25E-6	0.884	0.001	86005
ayscom	0.005	0.002	0.997	1.47E-4	0.029	0.002	2.1E-6	0.885	0.001	80871
rmancatd	0.004	0.001	0.997	1.9E-5	0.004	1.54E-4	1.81E-6	0.887	0.001	76446

Table 2.908: Top 35 most significant SLDs for gTLD 'world'. The SLD list holds 91.136% of the entries found in the gTLD and 0.001 of the total number of entries for the entire experiment. **count** represents the number of records found for the SLD (in parts per million). **sldDiv** is the raw count divided by the number of records of this gTLD dump file. **oR** is the ratio of raw count to the total number of records of the experiment.  **$\phi$ -sldDiv** represents the  $\phi$  percentile of sldDiv on the entire data-set. **a-srcDiv** is the cumulative srcDiv variable. **a-oR** is the cumulative oR.

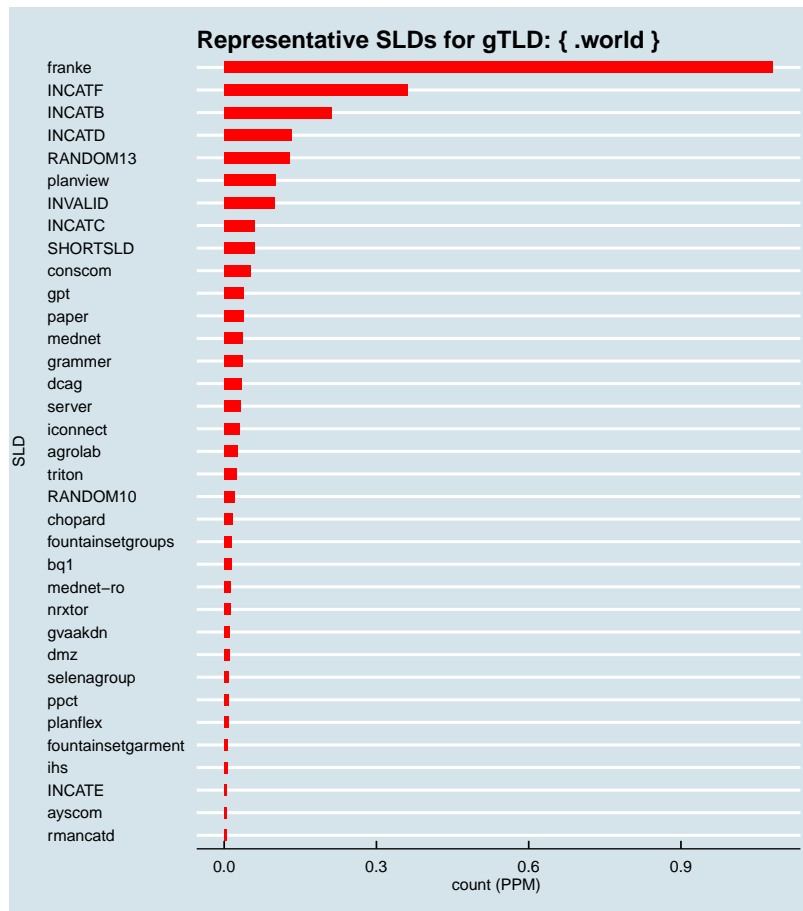


Figure 2.1815: Representative SLDs for gTLD: { .world }. The *x* axis displays number of times (in parts per million) the corresponding SLD (*y* axis) was found in the gTLD.

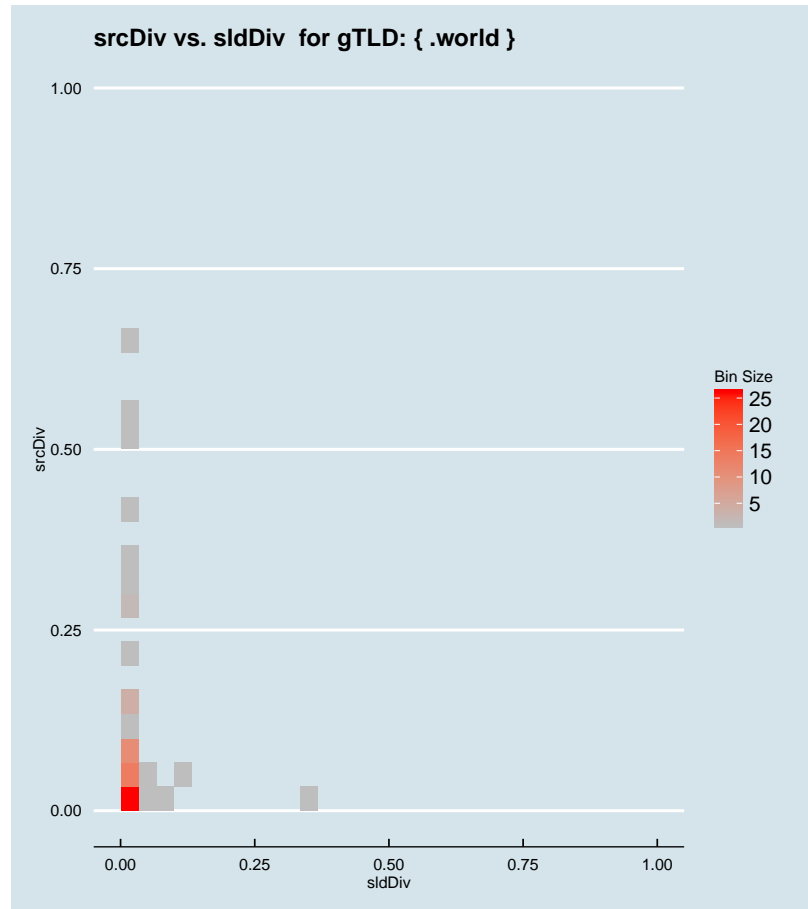


Figure 2.1816: Binned scatter-plot of srcDiv and sldDiv for gTLD: { .world }.

### :: 2.1261 Representative SLDs for gTLD: { .wow }

In this section, we collect representative SLDs related to gTLD: 'wow'. We found 12 unique SLDs after filtering. A total of 613377 records were considered representative and they are 81.374% of the gTLD dump. Since the total number of records for this gTLD is 613377, there are 0 non-representative records (NRep). In addition, this set comprises  $2.51E-4$  of the entire data-set. Table 2.909 shows the corresponding SLDs ordered by the level of importance. Figure 2.1817 shows the record count (PPM) for each representative SLD. Figure 2.1818 shows the binned scatter-plot of srcDiv and sldDiv.

► { .wow }  
Total SLDs: 12  
a-sldDiv: 81.374%  
a-oR: 0.025%  
NRep: 0

Individual SLD descriptors for gTLD: {.wow}										
SLD	count	sldDiv	$\phi$ -sldDiv	ipcount	srcDiv	$\phi$ -srcDiv	oR	a-srcDiv	a-oR	rem
RANDOM10	0.338	0.448	1.000	0.001	0.004	1.38E-4	1.38E-4	0.448	1.38E-4	275527
INCATB	0.183	0.243	1.000	0.003	0.016	0.001	7.51E-5	0.691	2.14E-4	92260
INVALID	0.028	0.037	1.000	0.002	0.055	0.007	1.15E-5	0.729	2.25E-4	64233
RANDOM13	0.016	0.021	0.999	6.86E-4	0.043	0.005	6.48E-6	0.749	2.32E-4	48427
isatap	0.012	0.016	0.999	0.003	0.257	0.066	5.02E-6	0.766	2.37E-4	36172
wolford	0.008	0.010	0.999	7.45E-4	0.098	0.016	3.1E-6	0.776	2.4E-4	28606
wpad	0.007	0.009	0.999	0.002	0.224	0.053	2.91E-6	0.785	2.43E-4	21513
INCATF	0.005	0.007	0.999	5.65E-4	0.103	0.018	2.24E-6	0.792	2.45E-4	16040
INCATC	0.005	0.007	0.999	0.001	0.244	0.057	2.1E-6	0.799	2.47E-4	10926
INCATD	0.004	0.006	0.999	4.08E-4	0.098	0.016	1.71E-6	0.805	2.49E-4	6745
INCATE	0.004	0.005	0.999	0.003	0.695	0.235	1.56E-6	0.810	2.5E-4	2935
SHORTSLD	0.003	0.004	0.998	4.3E-4	0.147	0.030	1.2E-6	0.814	2.51E-4	0

Table 2.909: Top 12 most significant SLDs for gTLD 'wow'. The SLD list holds 81.374% of the entries found in the gTLD and 2.51E-4 of the total number of entries for the entire experiment. **count** represents the number of records found for the SLD (in parts per million). **sldDiv** is the raw count divided by the number of records of this gTLD dump file. **oR** is the ratio of raw count to the total number of records of the experiment.  **$\phi$ -sldDiv** represents the  $\phi$  percentile of sldDiv on the entire data-set. **a-srcDiv** is the cumulative srcDiv variable. **a-oR** is the cumulative oR.

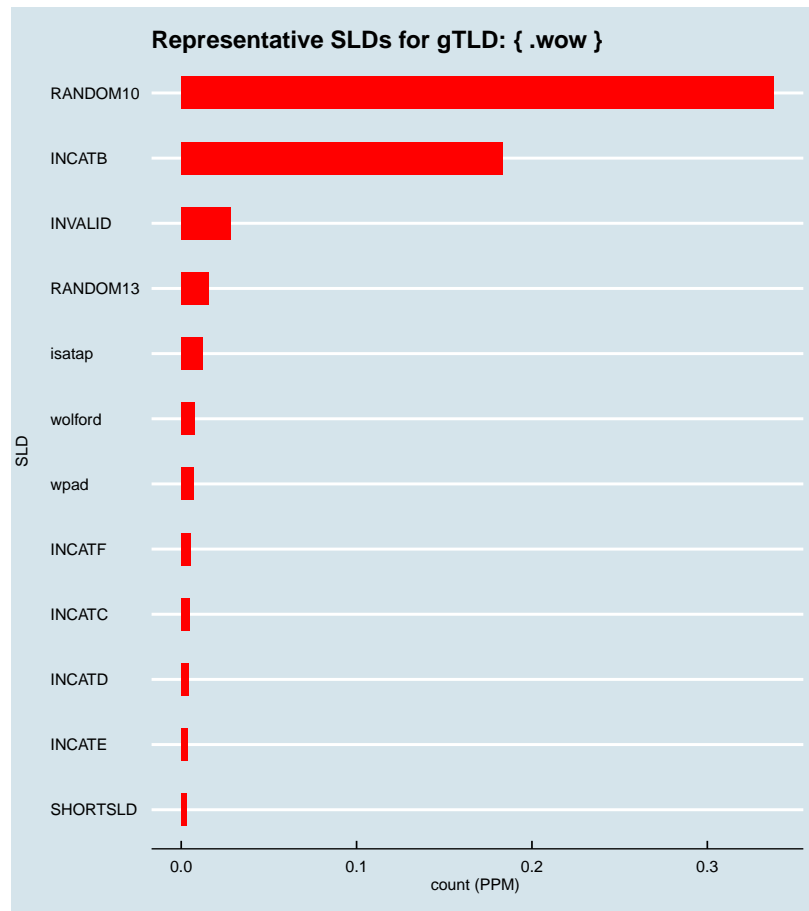


Figure 2.1817: Representative SLDs for gTLD: { .wow}. The  $x$  axis displays number of times (in parts per million) the corresponding SLD ( $y$  axis) was found in the gTLD.

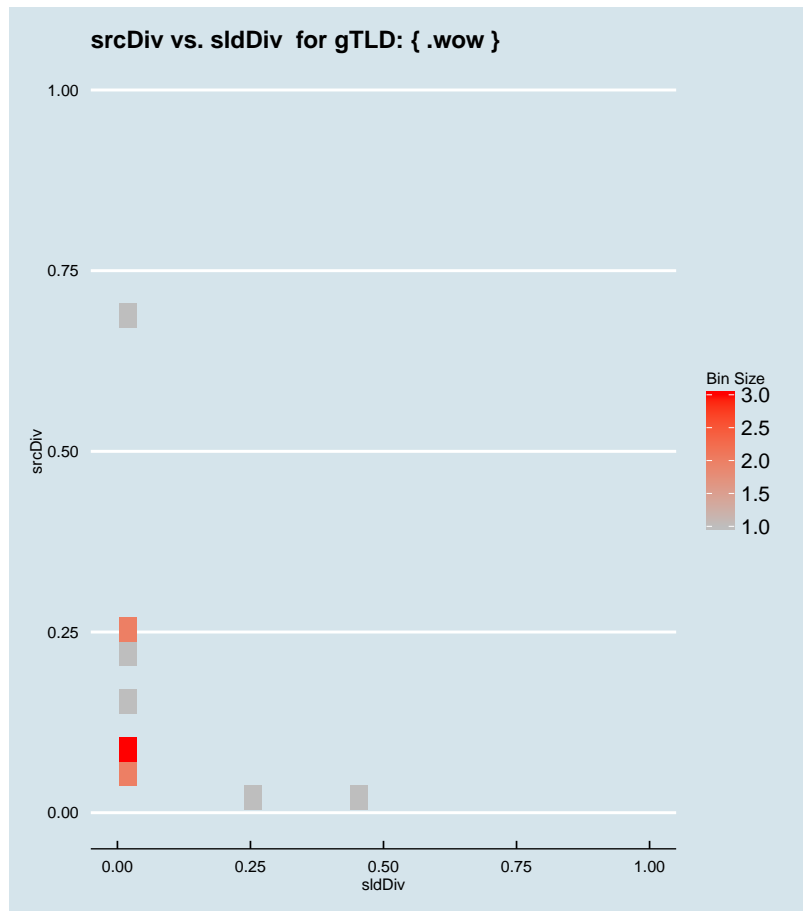


Figure 2.1818: Binned scatter-plot of srcDiv and sldDiv for gTLD: { .wow }.

### :: 2.1262 Representative SLDs for gTLD: { .wtc }

In this section, we collect representative SLDs related to gTLD: 'wtc'. We found 6 unique SLDs after filtering. A total of 13916 records were considered representative and they are 64.156% of the gTLD dump. Since the total number of records for this gTLD is 13916, there are 0 non-representative records (NRep). In addition, this set comprises 5.7E−6 of the entire data-set. Table 2.910 shows the corresponding SLDs ordered by the level of importance. Figure 2.1819 shows the record count (PPM) for each representative SLD. Figure 2.1820 shows the binned scatter-plot of srcDiv and sldDiv.

► { .wtc }  
 Total SLDs: 6  
 a-sldDiv: 64.156%  
 a-oR: 0.001%  
 NRep: 0



Individual SLD descriptors for gTLD: {wtc}										
SLD	count	sldDiv	$\phi$ -sldDiv	ipcount	srcDiv	$\phi$ -srcDiv	oR	a-srcDiv	a-oR	rem
INCATF	0.004	0.162	1.000	1.07E-4	0.030	0.003	1.44E-6	0.162	1.44E-6	10407
INCATC	0.003	0.125	1.000	4.11E-4	0.151	0.031	1.11E-6	0.287	2.55E-6	7694
INVALID	0.002	0.113	1.000	1.6E-4	0.065	0.009	1E-6	0.400	3.55E-6	5244
localhov	0.002	0.088	1.000	3.06E-4	0.161	0.033	7.78E-7	0.487	4.33E-6	3345
INCATB	0.002	0.082	1.000	3.58E-4	0.202	0.048	7.27E-7	0.569	5.06E-6	1572
estacionam...	0.002	0.072	1.000	8E-6	0.005	1.91E-4	6.44E-7	0.642	5.7E-6	0

Table 2.910: Top 6 most significant SLDs for gTLD 'wtc'. The SLD list holds 64.156% of the entries found in the gTLD and 5.7E-6 of the total number of entries for the entire experiment. **count** represents the number of records found for the SLD (in parts per million). **sldDiv** is the raw count divided by the number of records of this gTLD dump file. **oR** is the ratio of raw count to the total number of records of the experiment.  **$\phi$ -sldDiv** represents the  $\phi$  percentile of sldDiv on the entire data-set. **a-srcDiv** is the cumulative srcDiv variable. **a-oR** is the cumulative oR.

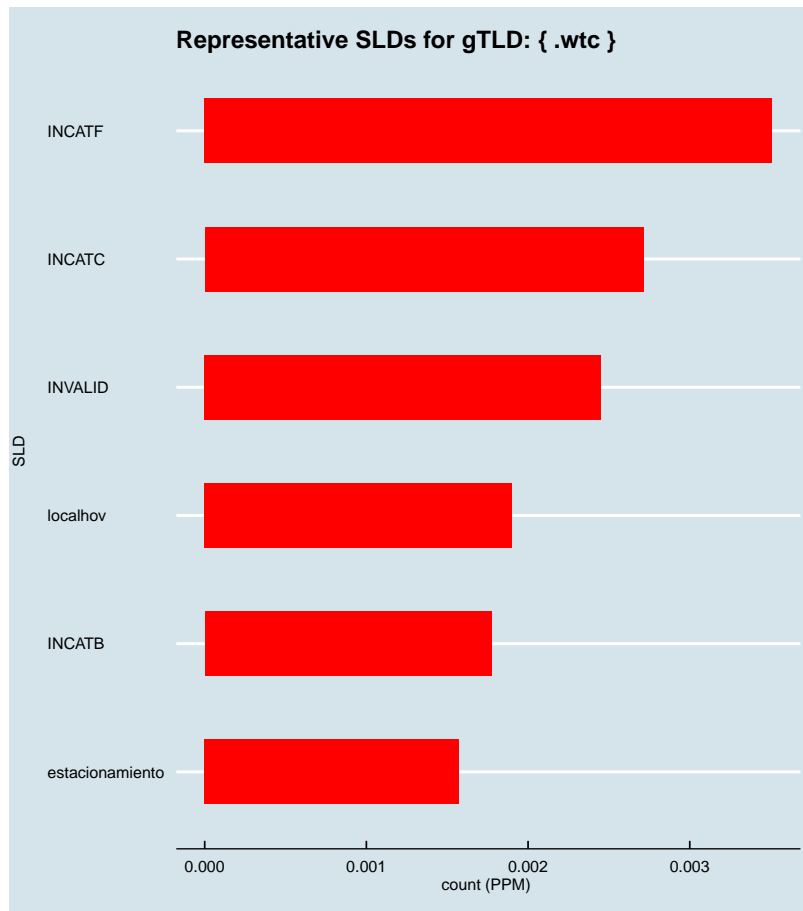


Figure 2.1819: Representative SLDs for gTLD: { .wtc}. The x axis displays number of times (in parts per million) the corresponding SLD (y axis) was found in the gTLD.

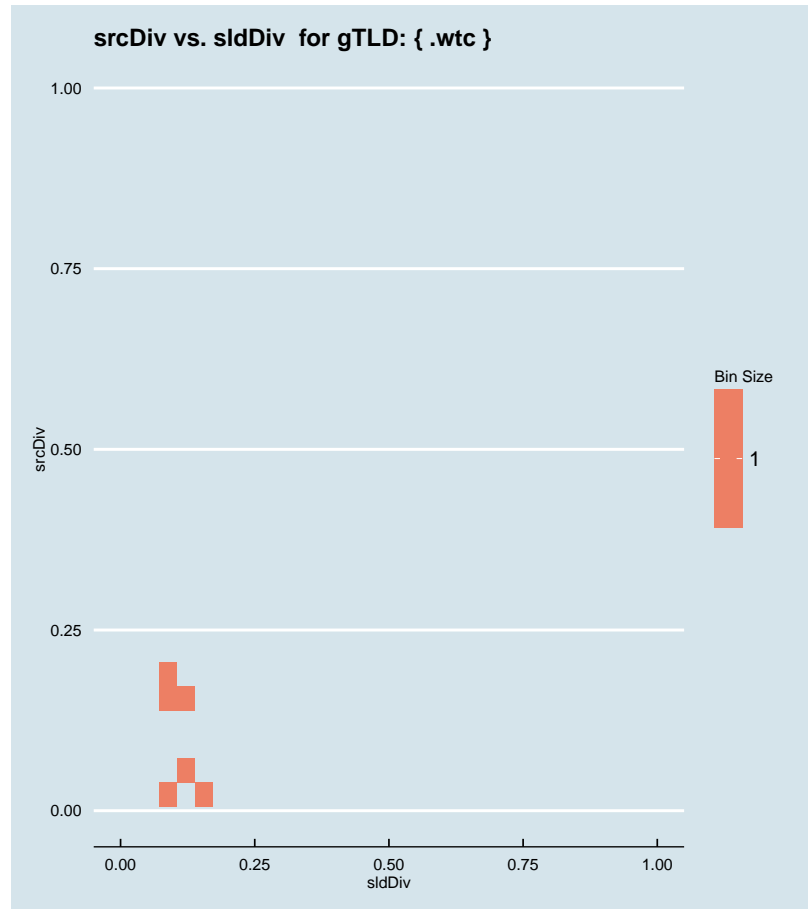


Figure 2.1820: Binned scatter-plot of srcDiv and sldDiv for gTLD: { .wtc }.

### ∴ 2.1263 Representative SLDs for gTLD: { .wtf }

In this section, we collect representative SLDs related to gTLD: 'wtf'. We found 11 unique SLDs after filtering. A total of 48723 records were considered representative and they are 81.170% of the gTLD dump. Since the total number of records for this gTLD is 48723, there are 0 non-representative records (NRep). In addition, this set comprises  $2E-5$  of the entire data-set. Table 2.911 shows the corresponding SLDs ordered by the level of importance. Figure 2.1821 shows the record count (PPM) for each representative SLD. Figure 2.1822 shows the binned scatter-plot of srcDiv and sldDiv.

► { .wtf }  
Total SLDs: 11  
a-sldDiv: 81.170%  
a-oR: 0.002%  
NRep: 0

Individual SLD descriptors for gTLD: {.wtf}										
SLD	count	sldDiv	$\phi$ -sldDiv	ipcount	srcDiv	$\phi$ -srcDiv	oR	a-srcDiv	a-oR	rem
INVALID	0.009	0.155	1.000	6.82E-4	0.073	0.011	3.82E-6	0.155	3.82E-6	39401
INCATB	0.007	0.116	1.000	5.4E-4	0.078	0.012	2.84E-6	0.271	6.66E-6	32466
INCATE	0.006	0.094	1.000	0.003	0.605	0.200	2.32E-6	0.365	8.99E-6	26795
homebase	0.005	0.085	1.000	8E-6	0.002	3.53E-5	2.09E-6	0.450	1.11E-5	21697
RANDOM10	0.004	0.074	1.000	7.33E-4	0.164	0.034	1.83E-6	0.525	1.29E-5	17234
INCATF	0.004	0.066	1.000	7.7E-5	0.020	0.001	1.61E-6	0.590	1.45E-5	13300
wpad	0.003	0.055	1.000	7.2E-4	0.220	0.051	1.34E-6	0.645	1.59E-5	10028
isatap	0.003	0.049	1.000	6.34E-4	0.217	0.051	1.2E-6	0.693	1.71E-5	7107
INCATC	0.003	0.042	1.000	0.001	0.495	0.130	1.04E-6	0.736	1.81E-5	4569
testing3	0.002	0.040	1.000	3E-6	0.001	2.35E-5	9.9E-7	0.776	1.91E-5	2153
RANDOM13	0.002	0.036	1.000	4.95E-4	0.230	0.054	8.82E-7	0.812	2E-5	0

Table 2.911: Top 11 most significant SLDs for gTLD 'wtf'. The SLD list holds 81.170% of the entries found in the gTLD and 2E-5 of the total number of entries for the entire experiment. **count** represents the number of records found for the SLD (in parts per million). **sldDiv** is the raw count divided by the number of records of this gTLD dump file. **oR** is the ratio of raw count to the total number of records of the experiment.  **$\phi$ -sldDiv** represents the  $\phi$  percentile of sldDiv on the entire data-set. **a-srcDiv** is the cumulative srcDiv variable. **a-oR** is the cumulative oR.

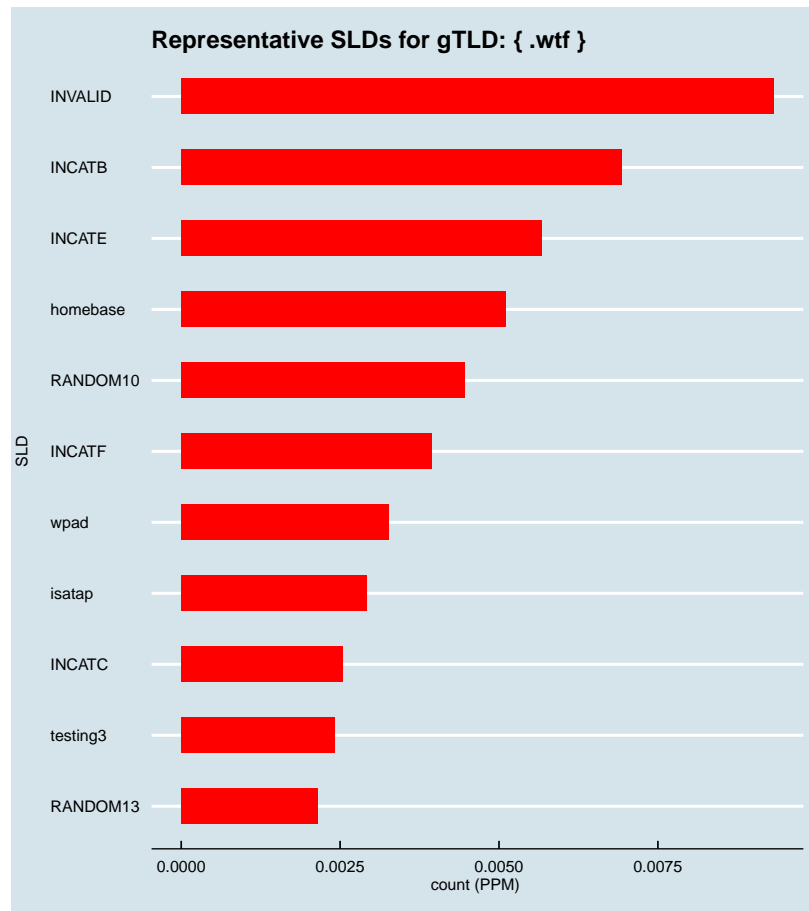


Figure 2.1821: Representative SLDs for gTLD: { .wtf }. The  $x$  axis displays number of times (in parts per million) the corresponding SLD ( $y$  axis) was found in the gTLD.

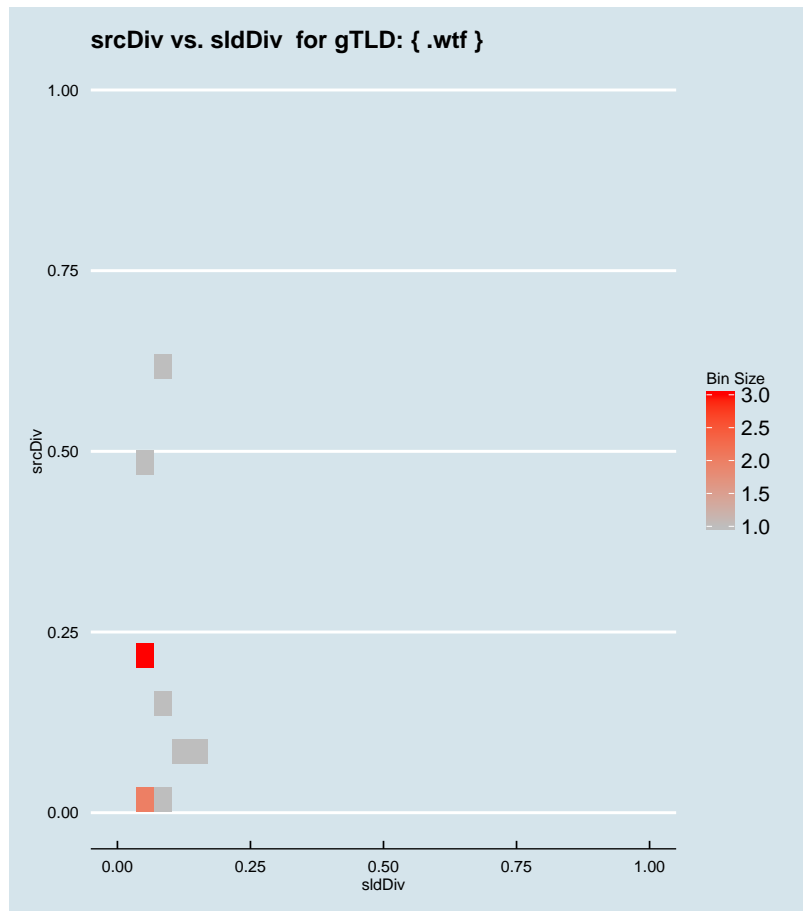


Figure 2.1822: Binned scatter-plot of srcDiv and sldDiv for gTLD: { .wtf }.

### :: 2.1264 Representative SLDs for gTLD: { .xbox }

In this section, we collect representative SLDs related to gTLD: 'xbox'. We found 9 unique SLDs after filtering. A total of 44544 records were considered representative and they are 85.366% of the gTLD dump. Since the total number of records for this gTLD is 44544, there are 0 non-representative records (NRep). In addition, this set comprises  $1.83E-5$  of the entire data-set. Table 2.912 shows the corresponding SLDs ordered by the level of importance. Figure 2.1823 shows the record count (PPM) for each representative SLD. Figure 2.1824 shows the binned scatter-plot of srcDiv and sldDiv.

► { .xbox }  
 Total SLDs: 9  
 a-sldDiv: 85.366%  
 a-oR: 0.002%  
 NRep: 0

Individual SLD descriptors for gTLD: {xbox}										
SLD	count	sldDiv	$\phi$ -sldDiv	ipcount	srcDiv	$\phi$ -srcDiv	oR	a-srcDiv	a-oR	rem
RANDOM10	0.009	0.176	1.000	5.6E-4	0.061	0.008	3.76E-6	0.176	3.76E-6	35359
INCATE	0.008	0.158	1.000	0.004	0.513	0.178	3.37E-6	0.334	7.13E-6	27135
INVALID	0.007	0.128	1.000	5.88E-4	0.088	0.014	2.74E-6	0.462	9.87E-6	20455
RANDOM13	0.006	0.113	1.000	5.03E-4	0.085	0.013	2.41E-6	0.574	1.23E-5	14568
INCATB	0.004	0.084	1.000	6.13E-4	0.140	0.027	1.8E-6	0.658	1.41E-5	10187
wpad	0.003	0.064	1.000	7.08E-4	0.212	0.049	1.37E-6	0.722	1.54E-5	6848
marketplac...	0.003	0.053	1.000	0.002	0.619	0.201	1.13E-6	0.775	1.66E-5	4089
isatap	0.003	0.049	1.000	6.76E-4	0.267	0.067	1.04E-6	0.824	1.76E-5	1553
INCATC	0.002	0.030	1.000	7.15E-4	0.460	0.126	6.36E-7	0.854	1.83E-5	0

Table 2.912: Top 9 most significant SLDs for gTLD 'xbox'. The SLD list holds 85.366% of the entries found in the gTLD and  $1.83E-5$  of the total number of entries for the entire experiment. **count** represents the number of records found for the SLD (in parts per million). **sldDiv** is the raw count divided by the number of records of this gTLD dump file. **oR** is the ratio of raw count to the total number of records of the experiment.  **$\phi$ -sldDiv** represents the  $\phi$  percentile of sldDiv on the entire data-set. **a-srcDiv** is the cumulative srcDiv variable. **a-oR** is the cumulative oR.

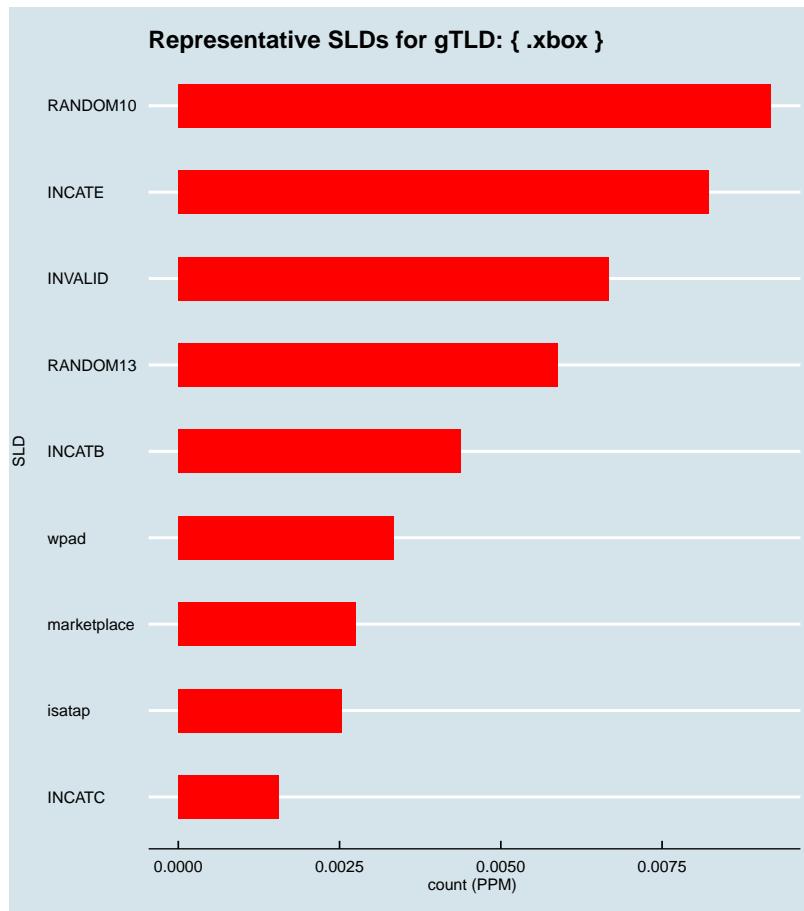


Figure 2.1823: Representative SLDs for gTLD: { .xbox }. The *x* axis displays number of times (in parts per million) the corresponding SLD (*y* axis) was found in the gTLD.



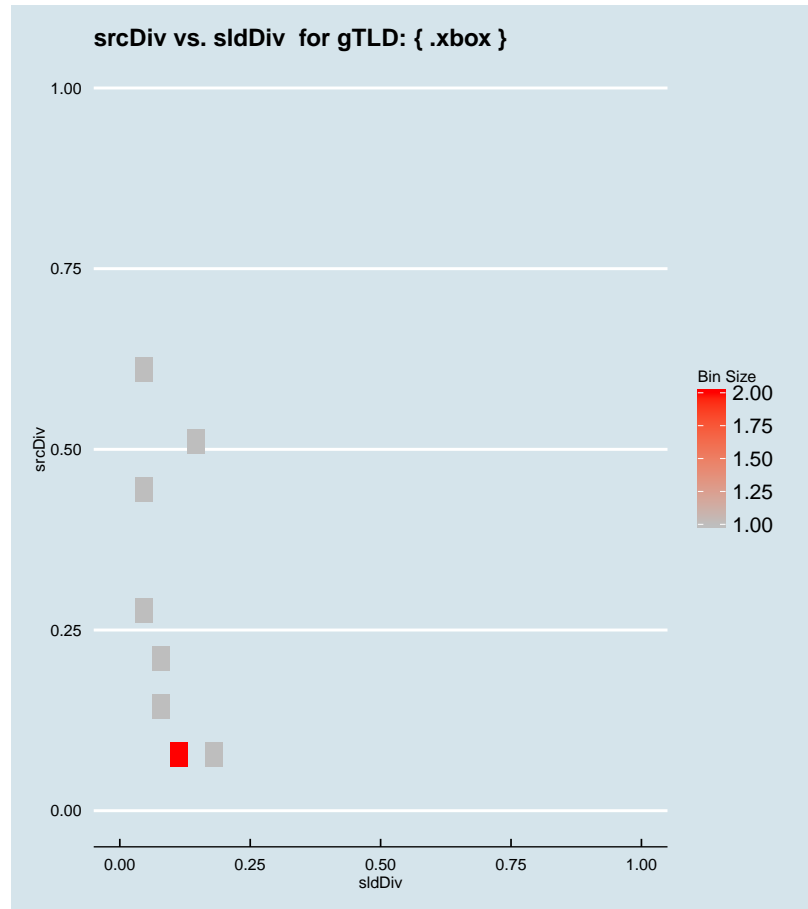


Figure 2.1824: Binned scatter-plot of srcDiv and sldDiv for gTLD: { .xbox }.

### :: 2.1265 Representative SLDs for gTLD: { .xerox }

In this section, we collect representative SLDs related to gTLD: 'xerox'. We found 7 unique SLDs after filtering. A total of 21716 records were considered representative and they are 43.098% of the gTLD dump. Since the total number of records for this gTLD is 21716, there are 0 non-representative records (NRep). In addition, this set comprises  $8.9E-6$  of the entire data-set. Table 2.913 shows the corresponding SLDs ordered by the level of importance. Figure 2.1825 shows the record count (PPM) for each representative SLD. Figure 2.1826 shows the binned scatter-plot of srcDiv and sldDiv.

► { .xerox }  
Total SLDs: 7  
a-sldDiv: 43.098%  
a-oR: 0.001%  
NRep: 0

Individual SLD descriptors for gTLD: {.xerox}										
SLD	count	sldDiv	$\phi$ -sldDiv	ipcount	srcDiv	$\phi$ -srcDiv	oR	a-srcDiv	a-oR	rem
INVALID	0.006	0.123	1.000	8.19E-4	0.132	0.025	2.53E-6	0.123	2.53E-6	15532
RANDOM13	0.005	0.092	1.000	7E-4	0.151	0.031	1.89E-6	0.214	4.43E-6	10909
INCATC	0.003	0.061	1.000	6.93E-4	0.226	0.053	1.26E-6	0.275	5.69E-6	7840
INCATF	0.002	0.050	1.000	8E-5	0.032	0.003	1.02E-6	0.325	6.71E-6	5341
INCATB	0.002	0.047	1.000	7.41E-4	0.315	0.080	9.63E-7	0.372	7.67E-6	2992
schauraum	0.002	0.033	1.000	5.6E-5	0.034	0.003	6.73E-7	0.404	8.35E-6	1350
usa	0.001	0.027	0.999	9.57E-4	0.709	0.237	5.53E-7	0.431	8.9E-6	0

Table 2.913: Top 7 most significant SLDs for gTLD 'xerox'. The SLD list holds 43.098% of the entries found in the gTLD and 8.9E-6 of the total number of entries for the entire experiment. **count** represents the number of records found for the SLD (in parts per million). **sldDiv** is the raw count divided by the number of records of this gTLD dump file. **oR** is the ratio of raw count to the total number of records of the experiment.  **$\phi$ -sldDiv** represents the  $\phi$  percentile of sldDiv on the entire data-set. **a-srcDiv** is the cumulative srcDiv variable. **a-oR** is the cumulative oR.

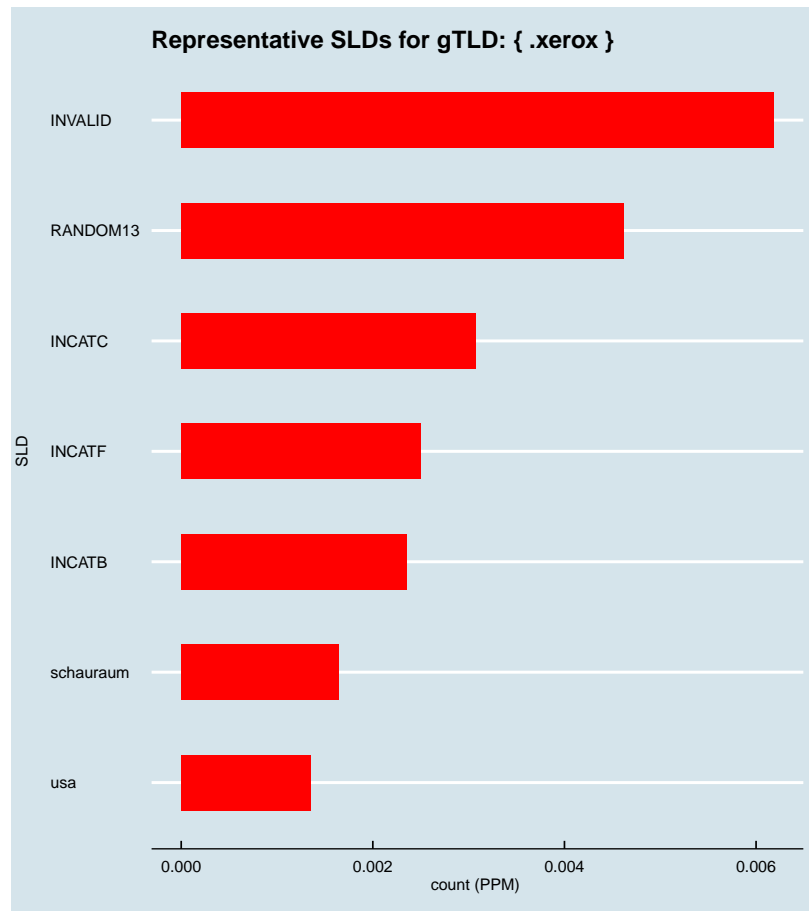


Figure 2.1825: Representative SLDs for gTLD: { .xerox }. The x axis displays number of times (in parts per million) the corresponding SLD (y axis) was found in the gTLD.

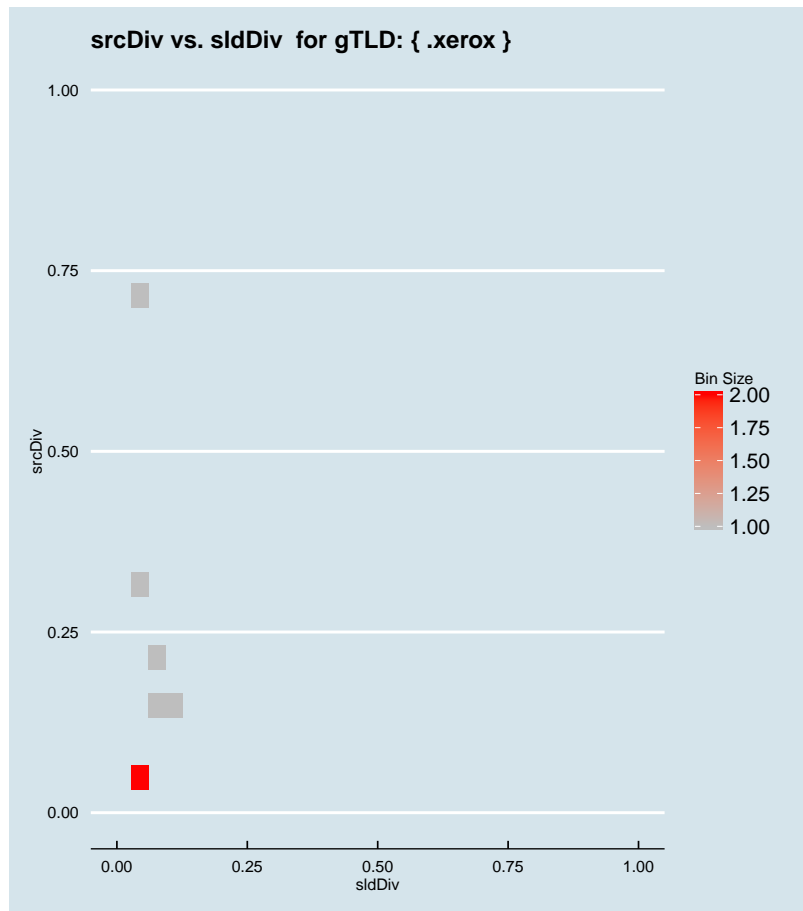


Figure 2.1826: Binned scatter-plot of srcDiv and sldDiv for gTLD: { .xerox }.

### :: 2.1266 Representative SLDs for gTLD: { .xfinity }

In this section, we collect representative SLDs related to gTLD: 'xfinity'. We found 2 unique SLDs after filtering. A total of 10145 records were considered representative and they are 61.698% of the gTLD dump. Since the total number of records for this gTLD is 10145, there are 0 non-representative records (NRep). In addition, this set comprises  $4.16E-6$  of the entire data-set. Table 2.914 shows the corresponding SLDs ordered by the level of importance. Figure 2.1827 shows the record count (PPM) for each representative SLD. Figure 2.1828 shows the binned scatter-plot of srcDiv and sldDiv.

► { .xfinity }  
 Total SLDs: 2  
 a-sldDiv: 61.698%  
 a-oR: 0.000%  
 NRep: 0

Individual SLD descriptors for gTLD: {xfinity}										
SLD	count	sldDiv	$\phi$ -sldDiv	ipcount	srcDiv	$\phi$ -srcDiv	oR	a-srcDiv	a-oR	rem
INVALID	0.009	0.527	1.000	1.69E-4	0.019	0.001	3.55E-6	0.527	3.55E-6	1475
wpad	0.001	0.090	1.000	1.56E-4	0.106	0.018	6.04E-7	0.617	4.16E-6	0

Table 2.914: Top 2 most significant SLDs for gTLD 'xfinity'. The SLD list holds 61.698% of the entries found in the gTLD and 4.16E-6 of the total number of entries for the entire experiment. **count** represents the number of records found for the SLD (in parts per million). **sldDiv** is the raw count divided by the number of records of this gTLD dump file. **oR** is the ratio of raw count to the total number of records of the experiment.  $\phi$ -**sldDiv** represents the  $\phi$  percentile of sldDiv on the entire data-set. **a-srcDiv** is the cumulative srcDiv variable. **a-oR** is the cumulative oR.

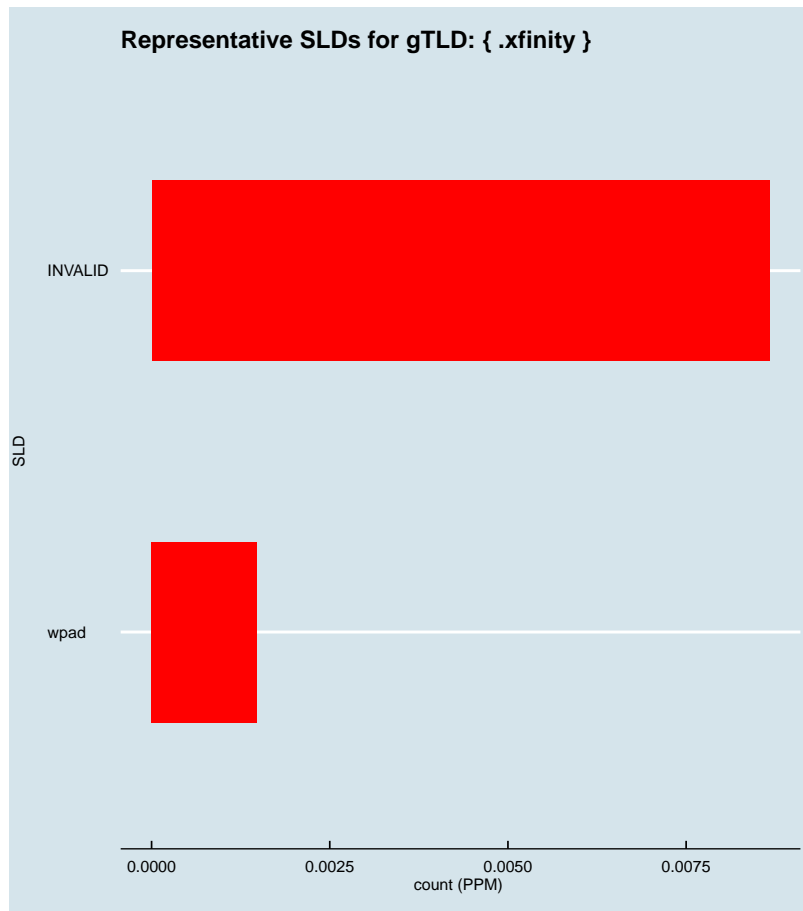


Figure 2.1827: Representative SLDs for gTLD: { .xfinity }. The *x* axis displays number of times (in parts per million) the corresponding SLD (*y* axis) was found in the gTLD.

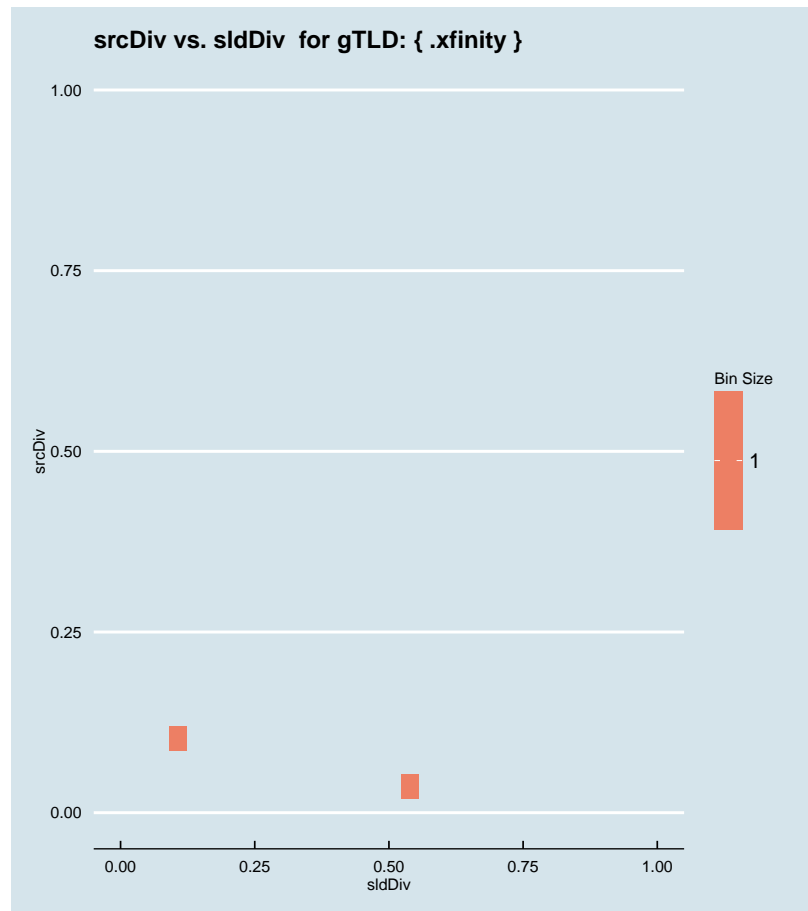


Figure 2.1828: Binned scatter-plot of srcDiv and sldDiv for gTLD: {.xfinity}.

### :: 2.1267 Representative SLDs for gTLD: {.xihuan}

In this section, we collect representative SLDs related to gTLD: 'xihuan'. We found 0 unique SLDs after filtering. A total of 0 records were considered representative and they are 0.000% of the gTLD dump. Since the total number of records for this gTLD is 0, there are 0 non-representative records (NRep). In addition, this set comprises 0E0 of the entire data-set.

### :: 2.1268 Representative SLDs for gTLD: {.xin}

In this section, we collect representative SLDs related to gTLD: 'xin'. We found 5

▶ {.xihuan}  
Total SLDs: 0  
a-sldDiv: 0.000%  
a-oR: 0.000%  
NRep: 0

▶ {.xin}  
Total SLDs: 5  
a-sldDiv: 44.150%  
a-oR: 0.000%  
NRep: 0

unique SLDs after filtering. A total of 9607 records were considered representative and they are 44.150% of the gTLD dump. Since the total number of records for this gTLD is 9607, there are 0 non-representative records (NRep). In addition, this set comprises  $3.94E-6$  of the entire data-set. Table 2.915 shows the corresponding SLDs ordered by the level of importance. Figure 2.1829 shows the record count (PPM) for each representative SLD. Figure 2.1830 shows the binned scatter-plot of srcDiv and sldDiv.

Individual SLD descriptors for gTLD: {xin}										
SLD	count	sldDiv	$\phi$ -sldDiv	ipcount	srcDiv	$\phi$ -srcDiv	oR	a-srcDiv	a-oR	rem
INCATB	0.003	0.151	1.000	$9.08E-4$	0.276	0.070	$1.35E-6$	0.151	$1.35E-6$	6317
INCATC	0.002	0.096	1.000	0.001	0.516	0.178	$8.56E-7$	0.247	$2.2E-6$	4227
INVALID	0.001	0.068	1.000	$4.84E-4$	0.327	0.082	$6.07E-7$	0.315	$2.81E-6$	2746
INCATE	0.001	0.068	1.000	$9.1E-4$	0.619	0.201	$6.03E-7$	0.383	$3.41E-6$	1275
SHORTSLD	0.001	0.059	1.000	$7.91E-4$	0.620	0.202	$5.23E-7$	0.441	$3.94E-6$	0

Table 2.915: Top 5 most significant SLDs for gTLD 'xin'. The SLD list holds 44.150% of the entries found in the gTLD and  $3.94E-6$  of the total number of entries for the entire experiment. **count** represents the number of records found for the SLD (in parts per million). **sldDiv** is the raw count divided by the number of records of this gTLD dump file. **oR** is the ratio of raw count to the total number of records of the experiment.  **$\phi$ -sldDiv** represents the  $\phi$  percentile of sldDiv on the entire data-set. **a-srcDiv** is the cumulative srcDiv variable. **a-oR** is the cumulative oR.



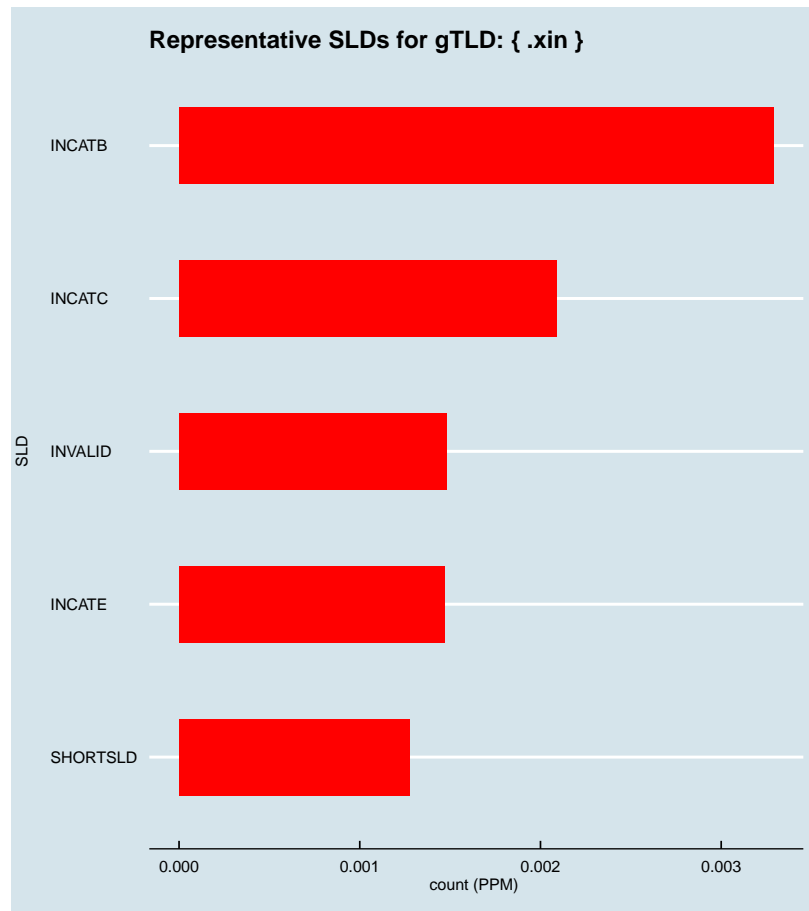


Figure 2.1829: Representative SLDs for gTLD: { .xin}. The  $x$  axis displays number of times (in parts per million) the corresponding SLD ( $y$  axis) was found in the gTLD.

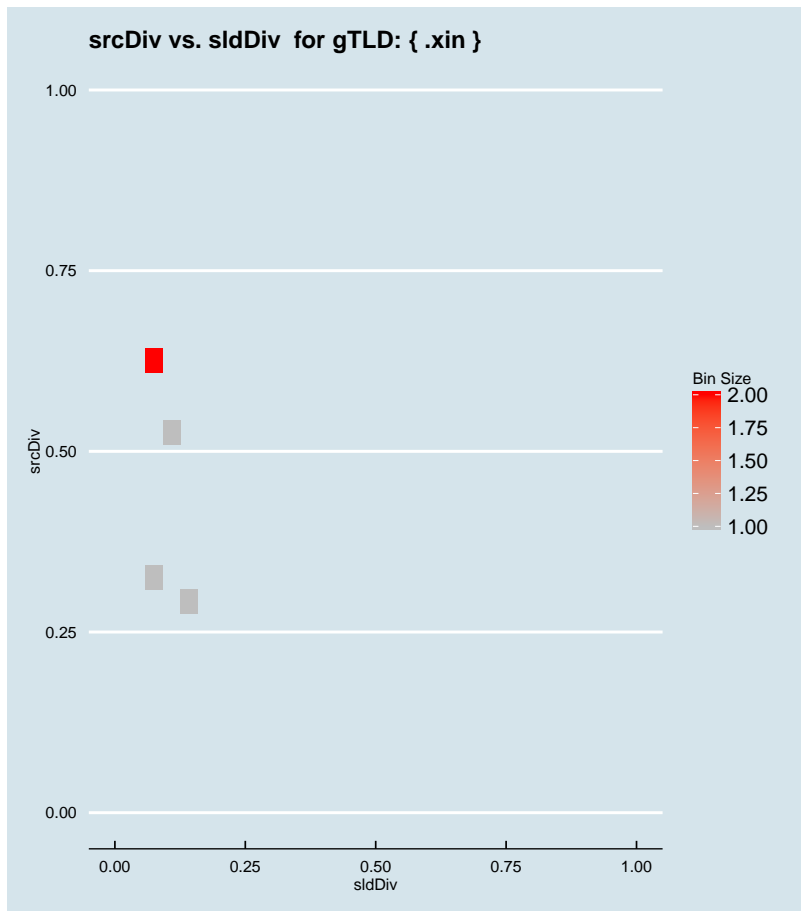


Figure 2.1830: Binned scatter-plot of srcDiv and sldDiv for gTLD: { .xin }.

∴ 2.1269 Representative SLDs for gTLD: { .xn--11b4c3d }

In this section, we collect representative SLDs related to gTLD: 'xn--11b4c3d'. We found 0 unique SLDs after filtering. A total of 0 records were considered representative and they are 0.000% of the gTLD dump. Since the total number of records for this gTLD is 0, there are 0 non-representative records (NRep). In addition, this set comprises 0E0 of the entire data-set.

► { .xn--11b4c3d }  
 Total SLDs: 0  
 a-sldDiv: 0.000%  
 a-oR: 0.000%  
 NRep: 0

∴ 2.1270 Representative SLDs for gTLD: { .xn--1ck2e1b }

In this section, we collect representative SLDs related to gTLD: 'xn--1ck2e1b'. We

► { .xn--1ck2e1b }  
 Total SLDs: 0  
 a-sldDiv: 0.000%  
 a-oR: 0.000%  
 NRep: 0

found 0 unique SLDs after filtering. A total of 0 records were considered representative and they are 0.000% of the gTLD dump. Since the total number of records for this gTLD is 0, there are 0 non-representative records (NRep). In addition, this set comprises 0E0 of the entire data-set.

### :: 2.1271 Representative SLDs for gTLD: {.xn--1qqw23a}

In this section, we collect representative SLDs related to gTLD: 'xn--1qqw23a'. We found 0 unique SLDs after filtering. A total of 0 records were considered representative and they are 0.000% of the gTLD dump. Since the total number of records for this gTLD is 0, there are 0 non-representative records (NRep). In addition, this set comprises 0E0 of the entire data-set.

▶ {.xn--1qqw23a}  
Total SLDs: 0  
a-sldDiv: 0.000%  
a-oR: 0.000%  
NRep: 0

### :: 2.1272 Representative SLDs for gTLD: {.xn--3bst00m}

In this section, we collect representative SLDs related to gTLD: 'xn--3bst00m'. We found 0 unique SLDs after filtering. A total of 0 records were considered representative and they are 0.000% of the gTLD dump. Since the total number of records for this gTLD is 0, there are 0 non-representative records (NRep). In addition, this set comprises 0E0 of the entire data-set.

▶ {.xn--3bst00m}  
Total SLDs: 0  
a-sldDiv: 0.000%  
a-oR: 0.000%  
NRep: 0

### :: 2.1273 Representative SLDs for gTLD: {.xn--3ds443g}

In this section, we collect representative SLDs related to gTLD: 'xn--3ds443g'. We found 0 unique SLDs after filtering. A total of 0 records were considered representative and they are 0.000% of the gTLD dump. Since the total number of records for this gTLD is 0, there are 0 non-representative records (NRep). In addition, this set comprises 0E0 of the entire data-set.

▶ {.xn--3ds443g}  
Total SLDs: 0  
a-sldDiv: 0.000%  
a-oR: 0.000%  
NRep: 0

### :: 2.1274 Representative SLDs for gTLD: {.xn--3pxu8k}

In this section, we collect representative SLDs related to gTLD: 'xn--3pxu8k'. We found 0 unique SLDs after filtering. A total of 0 records were considered representative and they are 0.000% of the gTLD dump. Since the total number of records for this gTLD is 0, there are 0 non-representative records (NRep). In addition, this set comprises 0E0 of the entire data-set.

▶ {.xn--3pxu8k}  
Total SLDs: 0  
a-sldDiv: 0.000%  
a-oR: 0.000%  
NRep: 0



:: 2.1275 Representative SLDs for gTLD: {xn--42c2d9a}

In this section, we collect representative SLDs related to gTLD: 'xn--42c2d9a'. We found 11 unique SLDs after filtering. A total of 27392 records were considered representative and they are 64.952% of the gTLD dump. Since the total number of records for this gTLD is 27392, there are 0 non-representative records (NRep). In addition, this set comprises  $1.12E-5$  of the entire data-set. Table 2.916 shows the corresponding SLDs ordered by the level of importance. Figure 2.1831 shows the record count (PPM) for each representative SLD. Figure 2.1832 shows the binned scatter-plot of srcDiv and sldDiv.

► {xn--42c2d9a}  
 Total SLDs: 11  
 a-sldDiv: 64.952%  
 a-oR: 0.001%  
 NRep: 0

Individual SLD descriptors for gTLD: {xn--42c2d9a}										
SLD	count	sldDiv	$\phi$ -sldDiv	ipcount	srcDiv	$\phi$ -srcDiv	oR	a-srcDiv	a-oR	rem
facebook	0.006	0.145	1.000	0.001	0.182	0.039	2.51E-6	0.145	2.51E-6	21262
gmember	0.006	0.136	1.000	7.16E-4	0.125	0.024	2.34E-6	0.281	4.85E-6	15545
RANDOM13	0.003	0.071	1.000	3.07E-4	0.103	0.018	1.22E-6	0.352	6.08E-6	12566
blogspot	0.003	0.061	1.000	5.73E-4	0.224	0.053	1.05E-6	0.412	7.12E-6	10007
canthestar...	0.002	0.043	1.000	2.35E-4	0.130	0.025	7.41E-7	0.455	7.87E-6	8200
stopthesta...	0.001	0.035	1.000	1.96E-4	0.133	0.025	6.04E-7	0.490	8.47E-6	6727
INCATC	0.001	0.034	1.000	2.28E-4	0.160	0.033	5.84E-7	0.524	9.05E-6	5302
dek-d	0.001	0.033	1.000	2.63E-4	0.188	0.042	5.74E-7	0.557	9.63E-6	3901
twitter	0.001	0.032	1.000	2.53E-4	0.187	0.041	5.54E-7	0.589	1.02E-5	2548
bangchanne...	0.001	0.031	1.000	2.08E-4	0.159	0.033	5.35E-7	0.620	1.07E-5	1243
4shared	0.001	0.029	1.000	2.36E-4	0.190	0.042	5.09E-7	0.650	1.12E-5	0

Table 2.916: Top 11 most significant SLDs for gTLD 'xn--42c2d9a'. The SLD list holds 64.952% of the entries found in the gTLD and  $1.12E-5$  of the total number of entries for the entire experiment. **count** represents the number of records found for the SLD (in parts per million). **sldDiv** is the raw count divided by the number of records of this gTLD dump file. **oR** is the ratio of raw count to the total number of records of the experiment.  **$\phi$ -sldDiv** represents the  $\phi$  percentile of sldDiv on the entire data-set. **a-srcDiv** is the cumulative srcDiv variable. **a-oR** is the cumulative oR.

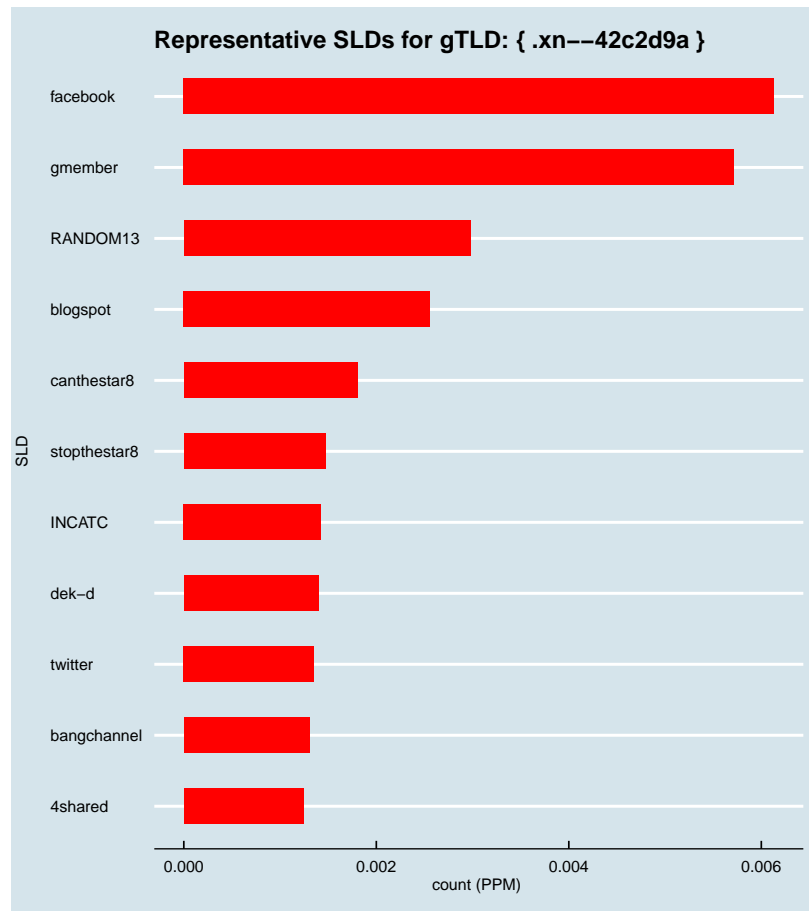


Figure 2.1831: Representative SLDs for gTLD: { .xn--42c2d9a }. The  $x$  axis displays number of times (in parts per million) the corresponding SLD ( $y$  axis) was found in the gTLD.

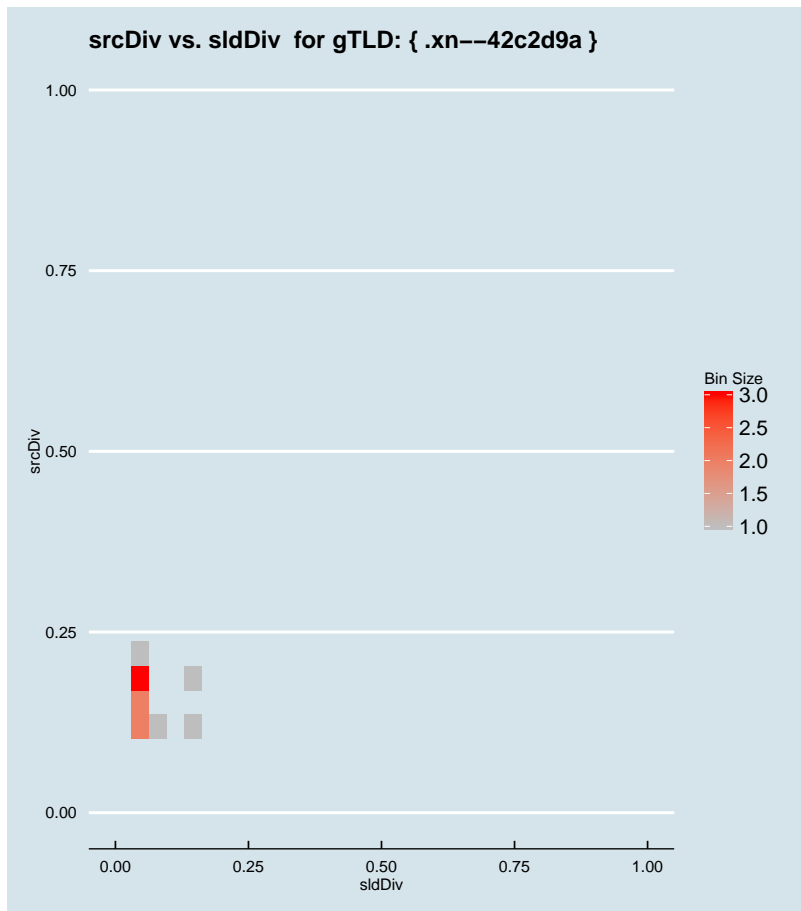


Figure 2.1832: Binned scatter-plot of srcDiv and sldDiv for gTLD: { .xn--42c2d9a }.

∴ 2.1276 Representative SLDs for gTLD: { .xn--45q11c }

In this section, we collect representative SLDs related to gTLD: 'xn--45q11c'. We found 0 unique SLDs after filtering. A total of 0 records were considered representative and they are 0.000% of the gTLD dump. Since the total number of records for this gTLD is 0, there are 0 non-representative records (NRep). In addition, this set comprises 0E0 of the entire data-set.

► { .xn--45q11c }  
 Total SLDs: 0  
 a-sldDiv: 0.000%  
 a-oR: 0.000%  
 NRep: 0

∴ 2.1277 Representative SLDs for gTLD: { .xn--4gbrim }

In this section, we collect representative SLDs related to gTLD: 'xn--4gbrim'. We found

► { .xn--4gbrim }  
 Total SLDs: 0  
 a-sldDiv: 0.000%  
 a-oR: 0.000%  
 NRep: 0

0 unique SLDs after filtering. A total of 0 records were considered representative and they are 0.000% of the gTLD dump. Since the total number of records for this gTLD is 0, there are 0 non-representative records (NRep). In addition, this set comprises 0E0 of the entire data-set.

### :: 2.1278 Representative SLDs for gTLD: {.xn--4gq48lf9j}

In this section, we collect representative SLDs related to gTLD: 'xn--4gq48lf9j'. We found 0 unique SLDs after filtering. A total of 0 records were considered representative and they are 0.000% of the gTLD dump. Since the total number of records for this gTLD is 0, there are 0 non-representative records (NRep). In addition, this set comprises 0E0 of the entire data-set.

► {.xn--4gq48lf9j}  
Total SLDs: 0  
a-sldDiv: 0.000%  
a-oR: 0.000%  
NRep: 0

### :: 2.1279 Representative SLDs for gTLD: {.xn--55qw42g}

In this section, we collect representative SLDs related to gTLD: 'xn--55qw42g'. We found 0 unique SLDs after filtering. A total of 0 records were considered representative and they are 0.000% of the gTLD dump. Since the total number of records for this gTLD is 0, there are 0 non-representative records (NRep). In addition, this set comprises 0E0 of the entire data-set.

► {.xn--55qw42g}  
Total SLDs: 0  
a-sldDiv: 0.000%  
a-oR: 0.000%  
NRep: 0

### :: 2.1280 Representative SLDs for gTLD: {.xn--55qx5d}

In this section, we collect representative SLDs related to gTLD: 'xn--55qx5d'. We found 1 unique SLDs after filtering. A total of 4050 records were considered representative and they are 21.384% of the gTLD dump. Since the total number of records for this gTLD is 4050, there are 0 non-representative records (NRep). In addition, this set comprises 1.66E-6 of the entire data-set. Table 2.917 shows the corresponding SLDs ordered by the level of importance. Figure 2.1833 shows the record count (PPM) for each representative SLD. Figure 2.1834 shows the binned scatter-plot of srcDiv and sldDiv.

► {.xn--55qx5d}  
Total SLDs: 1  
a-sldDiv: 21.384%  
a-oR: 0.000%  
NRep: 0



Individual SLD descriptors for gTLD: {xn--55qx5d}										
SLD	count	sldDiv	$\phi$ -sldDiv	ipcount	srcDiv	$\phi$ -srcDiv	oR	a-srcDiv	a-oR	rem
RANDOM13	0.004	0.214	1.000	4.3E-4	0.106	0.018	1.66E-6	0.214	1.66E-6	0

Table 2.917: Top 1 most significant SLDs for gTLD 'xn--55qx5d'. The SLD list holds 21.384% of the entries found in the gTLD and 1.66E-6 of the total number of entries for the entire experiment. **count** represents the number of records found for the SLD (in parts per million). **sldDiv** is the raw count divided by the number of records of this gTLD dump file. **oR** is the ratio of raw count to the total number of records of the experiment.  **$\phi$ -sldDiv** represents the  $\phi$  percentile of sldDiv on the entire data-set. **a-srcDiv** is the cumulative srcDiv variable. **a-oR** is the cumulative oR.



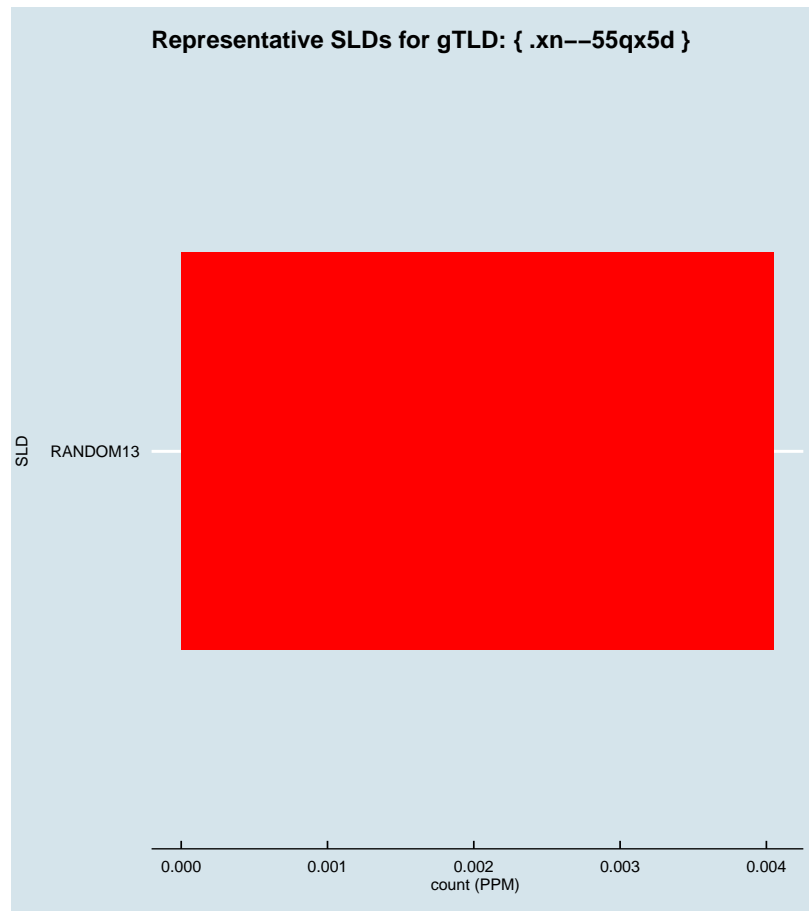


Figure 2.1833: Representative SLDs for gTLD: { .xn--55qx5d}. The  $x$  axis displays number of times (in parts per million) the corresponding SLD ( $y$  axis) was found in the gTLD.

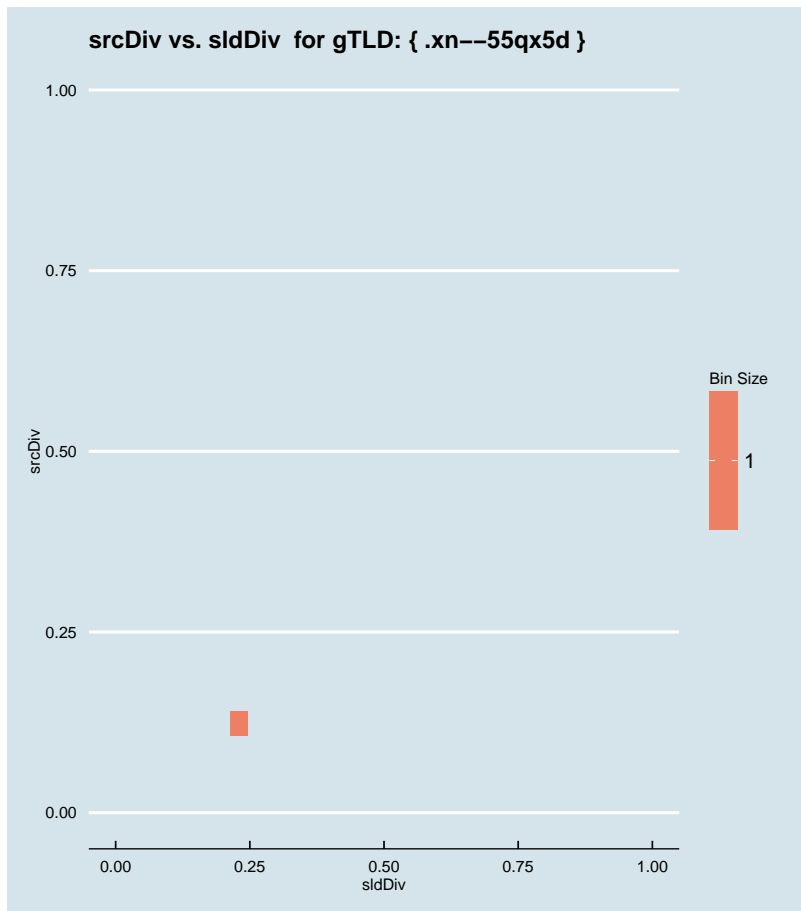


Figure 2.1834: Binned scatter-plot of srcDiv and sldDiv for gTLD: { .xn--55qx5d }.

∴ 2.1281 Representative SLDs for gTLD: { .xn--5su34j936bgsg }

In this section, we collect representative SLDs related to gTLD: 'xn--5su34j936bgsg'. We found 0 unique SLDs after filtering. A total of 0 records were considered representative and they are 0.000% of the gTLD dump. Since the total number of records for this gTLD is 0, there are 0 non-representative records (NRep). In addition, this set comprises 0E0 of the entire data-set.

```
► { .xn--
5su34j936bgsg }
Total SLDs: 0
a-sldDiv: 0.000%
a-oR: 0.000%
NRep: 0
```

∴ 2.1282 Representative SLDs for gTLD: { .xn--5tzm5g }

In this section, we collect representative SLDs related to gTLD: 'xn--5tzm5g'. We found

```
► { .xn--5tzm5g }
Total SLDs: 0
a-sldDiv: 0.000%
a-oR: 0.000%
NRep: 0
```

0 unique SLDs after filtering. A total of 0 records were considered representative and they are 0.000% of the gTLD dump. Since the total number of records for this gTLD is 0, there are 0 non-representative records (NRep). In addition, this set comprises 0E0 of the entire data-set.

### :: 2.1283 Representative SLDs for gTLD: {.xn--6frz82g}

In this section, we collect representative SLDs related to gTLD: 'xn--6frz82g'. We found 0 unique SLDs after filtering. A total of 0 records were considered representative and they are 0.000% of the gTLD dump. Since the total number of records for this gTLD is 0, there are 0 non-representative records (NRep). In addition, this set comprises 0E0 of the entire data-set.

▶ {.xn--6frz82g}  
Total SLDs: 0  
a-sldDiv: 0.000%  
a-oR: 0.000%  
NRep: 0

### :: 2.1284 Representative SLDs for gTLD: {.xn--6qq986b3xl}

In this section, we collect representative SLDs related to gTLD: 'xn--6qq986b3xl'. We found 0 unique SLDs after filtering. A total of 0 records were considered representative and they are 0.000% of the gTLD dump. Since the total number of records for this gTLD is 0, there are 0 non-representative records (NRep). In addition, this set comprises 0E0 of the entire data-set.

▶ {.xn--6qq986b3xl}  
Total SLDs: 0  
a-sldDiv: 0.000%  
a-oR: 0.000%  
NRep: 0

### :: 2.1285 Representative SLDs for gTLD: {.xn--6rtwn}

In this section, we collect representative SLDs related to gTLD: 'xn--6rtwn'. We found 0 unique SLDs after filtering. A total of 0 records were considered representative and they are 0.000% of the gTLD dump. Since the total number of records for this gTLD is 0, there are 0 non-representative records (NRep). In addition, this set comprises 0E0 of the entire data-set.

▶ {.xn--6rtwn}  
Total SLDs: 0  
a-sldDiv: 0.000%  
a-oR: 0.000%  
NRep: 0

### :: 2.1286 Representative SLDs for gTLD: {.xn--80adxhks}

In this section, we collect representative SLDs related to gTLD: 'xn--80adxhks'. We found 0 unique SLDs after filtering. A total of 0 records were considered representative and they are 0.000% of the gTLD dump. Since the total number of records for this gTLD is 0, there are 0 non-representative records (NRep). In addition, this set comprises 0E0 of the entire data-set.

▶ {.xn--80adxhks}  
Total SLDs: 0  
a-sldDiv: 0.000%  
a-oR: 0.000%  
NRep: 0



:: 2.1287 Representative SLDs for gTLD: {xn--80aqecdr1a}

In this section, we collect representative SLDs related to gTLD: 'xn--80aqecdr1a'. We found 0 unique SLDs after filtering. A total of 0 records were considered representative and they are 0.000% of the gTLD dump. Since the total number of records for this gTLD is 0, there are 0 non-representative records (NRep). In addition, this set comprises 0E0 of the entire data-set.

► {xn--80aqecdr1a}  
 Total SLDs: 0  
 a-sldDiv: 0.000%  
 a-oR: 0.000%  
 NRep: 0

:: 2.1288 Representative SLDs for gTLD: {xn--80asehdb}

In this section, we collect representative SLDs related to gTLD: 'xn--80asehdb'. We found 0 unique SLDs after filtering. A total of 0 records were considered representative and they are 0.000% of the gTLD dump. Since the total number of records for this gTLD is 0, there are 0 non-representative records (NRep). In addition, this set comprises 0E0 of the entire data-set.

► {xn--80asehdb}  
 Total SLDs: 0  
 a-sldDiv: 0.000%  
 a-oR: 0.000%  
 NRep: 0

:: 2.1289 Representative SLDs for gTLD: {xn--80aswg}

In this section, we collect representative SLDs related to gTLD: 'xn--80aswg'. We found 0 unique SLDs after filtering. A total of 0 records were considered representative and they are 0.000% of the gTLD dump. Since the total number of records for this gTLD is 0, there are 0 non-representative records (NRep). In addition, this set comprises 0E0 of the entire data-set.

► {xn--80aswg}  
 Total SLDs: 0  
 a-sldDiv: 0.000%  
 a-oR: 0.000%  
 NRep: 0

:: 2.1290 Representative SLDs for gTLD: {xn--8y0a063a}

In this section, we collect representative SLDs related to gTLD: 'xn--8y0a063a'. We found 0 unique SLDs after filtering. A total of 0 records were considered representative and they are 0.000% of the gTLD dump. Since the total number of records for this gTLD is 0, there are 0 non-representative records (NRep). In addition, this set comprises 0E0 of the entire data-set.

► {xn--8y0a063a}  
 Total SLDs: 0  
 a-sldDiv: 0.000%  
 a-oR: 0.000%  
 NRep: 0

:: 2.1291 Representative SLDs for gTLD: {xn--9dbq2a}

In this section, we collect representative SLDs related to gTLD: 'xn--9dbq2a'. We found 0 unique SLDs after filtering. A total of 0 records were considered representative and they are 0.000% of the gTLD dump. Since the total number of records for this gTLD is

► {xn--9dbq2a}  
 Total SLDs: 0  
 a-sldDiv: 0.000%  
 a-oR: 0.000%  
 NRep: 0

0, there are 0 non-representative records (NRep). In addition, this set comprises 0E0 of the entire data-set.

### :: 2.1292 Representative SLDs for gTLD: {xn--9krt00a}

In this section, we collect representative SLDs related to gTLD: 'xn--9krt00a'. We found 0 unique SLDs after filtering. A total of 0 records were considered representative and they are 0.000% of the gTLD dump. Since the total number of records for this gTLD is 0, there are 0 non-representative records (NRep). In addition, this set comprises 0E0 of the entire data-set.

▶ {xn--9krt00a}  
Total SLDs: 0  
a-sldDiv: 0.000%  
a-oR: 0.000%  
NRep: 0

### :: 2.1293 Representative SLDs for gTLD: {xn--c1avg}

In this section, we collect representative SLDs related to gTLD: 'xn--c1avg'. We found 0 unique SLDs after filtering. A total of 0 records were considered representative and they are 0.000% of the gTLD dump. Since the total number of records for this gTLD is 0, there are 0 non-representative records (NRep). In addition, this set comprises 0E0 of the entire data-set.

▶ {xn--c1avg}  
Total SLDs: 0  
a-sldDiv: 0.000%  
a-oR: 0.000%  
NRep: 0

### :: 2.1294 Representative SLDs for gTLD: {xn--c2br7g}

In this section, we collect representative SLDs related to gTLD: 'xn--c2br7g'. We found 0 unique SLDs after filtering. A total of 0 records were considered representative and they are 0.000% of the gTLD dump. Since the total number of records for this gTLD is 0, there are 0 non-representative records (NRep). In addition, this set comprises 0E0 of the entire data-set.

▶ {xn--c2br7g}  
Total SLDs: 0  
a-sldDiv: 0.000%  
a-oR: 0.000%  
NRep: 0

### :: 2.1295 Representative SLDs for gTLD: {xn--cckwxcetd}

In this section, we collect representative SLDs related to gTLD: 'xn--cckwxcetd'. We found 0 unique SLDs after filtering. A total of 0 records were considered representative and they are 0.000% of the gTLD dump. Since the total number of records for this gTLD is 0, there are 0 non-representative records (NRep). In addition, this set comprises 0E0 of the entire data-set.

▶ {xn--cckwxcetd}  
Total SLDs: 0  
a-sldDiv: 0.000%  
a-oR: 0.000%  
NRep: 0

**:: 2.1296 Representative SLDs for gTLD: {xn--cg4bki}**

In this section, we collect representative SLDs related to gTLD: 'xn--cg4bki'. We found 0 unique SLDs after filtering. A total of 0 records were considered representative and they are 0.000% of the gTLD dump. Since the total number of records for this gTLD is 0, there are 0 non-representative records (NRep). In addition, this set comprises 0E0 of the entire data-set.

► {xn--cg4bki}  
Total SLDs: 0  
a-sldDiv: 0.000%  
a-oR: 0.000%  
NRep: 0

**:: 2.1297 Representative SLDs for gTLD: {xn--czt694b}**

In this section, we collect representative SLDs related to gTLD: 'xn--czt694b'. We found 0 unique SLDs after filtering. A total of 0 records were considered representative and they are 0.000% of the gTLD dump. Since the total number of records for this gTLD is 0, there are 0 non-representative records (NRep). In addition, this set comprises 0E0 of the entire data-set.

► {xn--czt694b}  
Total SLDs: 0  
a-sldDiv: 0.000%  
a-oR: 0.000%  
NRep: 0

**:: 2.1298 Representative SLDs for gTLD: {xn--czrs0t}**

In this section, we collect representative SLDs related to gTLD: 'xn--czrs0t'. We found 0 unique SLDs after filtering. A total of 0 records were considered representative and they are 0.000% of the gTLD dump. Since the total number of records for this gTLD is 0, there are 0 non-representative records (NRep). In addition, this set comprises 0E0 of the entire data-set.

► {xn--czrs0t}  
Total SLDs: 0  
a-sldDiv: 0.000%  
a-oR: 0.000%  
NRep: 0

**:: 2.1299 Representative SLDs for gTLD: {xn--czru2d}**

In this section, we collect representative SLDs related to gTLD: 'xn--czru2d'. We found 0 unique SLDs after filtering. A total of 0 records were considered representative and they are 0.000% of the gTLD dump. Since the total number of records for this gTLD is 0, there are 0 non-representative records (NRep). In addition, this set comprises 0E0 of the entire data-set.

► {xn--czru2d}  
Total SLDs: 0  
a-sldDiv: 0.000%  
a-oR: 0.000%  
NRep: 0

**:: 2.1300 Representative SLDs for gTLD: {xn--d1acj3b}**

In this section, we collect representative SLDs related to gTLD: 'xn--d1acj3b'. We found 0 unique SLDs after filtering. A total of 0 records were considered representative and they are 0.000% of the gTLD dump. Since the total number of records for

► {xn--d1acj3b}  
Total SLDs: 0  
a-sldDiv: 0.000%  
a-oR: 0.000%  
NRep: 0

this gTLD is 0, there are 0 non-representative records (NRep). In addition, this set comprises 0E0 of the entire data-set.

### :: 2.1301 Representative SLDs for gTLD: {xn--eckvdtc9d}

In this section, we collect representative SLDs related to gTLD: 'xn--eckvdtc9d'. We found 0 unique SLDs after filtering. A total of 0 records were considered representative and they are 0.000% of the gTLD dump. Since the total number of records for this gTLD is 0, there are 0 non-representative records (NRep). In addition, this set comprises 0E0 of the entire data-set.

▶ {xn--eckvdtc9d}  
Total SLDs: 0  
a-sldDiv: 0.000%  
a-oR: 0.000%  
NRep: 0

### :: 2.1302 Representative SLDs for gTLD: {xn--efvy88h}

In this section, we collect representative SLDs related to gTLD: 'xn--efvy88h'. We found 0 unique SLDs after filtering. A total of 0 records were considered representative and they are 0.000% of the gTLD dump. Since the total number of records for this gTLD is 0, there are 0 non-representative records (NRep). In addition, this set comprises 0E0 of the entire data-set.

▶ {xn--efvy88h}  
Total SLDs: 0  
a-sldDiv: 0.000%  
a-oR: 0.000%  
NRep: 0

### :: 2.1303 Representative SLDs for gTLD: {xn--estv75g}

In this section, we collect representative SLDs related to gTLD: 'xn--estv75g'. We found 0 unique SLDs after filtering. A total of 0 records were considered representative and they are 0.000% of the gTLD dump. Since the total number of records for this gTLD is 0, there are 0 non-representative records (NRep). In addition, this set comprises 0E0 of the entire data-set.

▶ {xn--estv75g}  
Total SLDs: 0  
a-sldDiv: 0.000%  
a-oR: 0.000%  
NRep: 0

### :: 2.1304 Representative SLDs for gTLD: {xn--fct429k}

In this section, we collect representative SLDs related to gTLD: 'xn--fct429k'. We found 0 unique SLDs after filtering. A total of 0 records were considered representative and they are 0.000% of the gTLD dump. Since the total number of records for this gTLD is 0, there are 0 non-representative records (NRep). In addition, this set comprises 0E0 of the entire data-set.

▶ {xn--fct429k}  
Total SLDs: 0  
a-sldDiv: 0.000%  
a-oR: 0.000%  
NRep: 0



:: 2.1305 Representative SLDs for gTLD: {xn--fes124c}

In this section, we collect representative SLDs related to gTLD: 'xn--fes124c'. We found 0 unique SLDs after filtering. A total of 0 records were considered representative and they are 0.000% of the gTLD dump. Since the total number of records for this gTLD is 0, there are 0 non-representative records (NRep). In addition, this set comprises 0E0 of the entire data-set.

► {xn--fes124c}  
 Total SLDs: 0  
 a-sldDiv: 0.000%  
 a-oR: 0.000%  
 NRep: 0

:: 2.1306 Representative SLDs for gTLD: {xn--fhbei}

In this section, we collect representative SLDs related to gTLD: 'xn--fhbei'. We found 0 unique SLDs after filtering. A total of 0 records were considered representative and they are 0.000% of the gTLD dump. Since the total number of records for this gTLD is 0, there are 0 non-representative records (NRep). In addition, this set comprises 0E0 of the entire data-set.

► {xn--fhbei}  
 Total SLDs: 0  
 a-sldDiv: 0.000%  
 a-oR: 0.000%  
 NRep: 0

:: 2.1307 Representative SLDs for gTLD: {xn--fiq228c5hs}

In this section, we collect representative SLDs related to gTLD: 'xn--fiq228c5hs'. We found 0 unique SLDs after filtering. A total of 0 records were considered representative and they are 0.000% of the gTLD dump. Since the total number of records for this gTLD is 0, there are 0 non-representative records (NRep). In addition, this set comprises 0E0 of the entire data-set.

► {xn--fiq228c5hs}  
 Total SLDs: 0  
 a-sldDiv: 0.000%  
 a-oR: 0.000%  
 NRep: 0

:: 2.1308 Representative SLDs for gTLD: {xn--fiq64b}

In this section, we collect representative SLDs related to gTLD: 'xn--fiq64b'. We found 0 unique SLDs after filtering. A total of 0 records were considered representative and they are 0.000% of the gTLD dump. Since the total number of records for this gTLD is 0, there are 0 non-representative records (NRep). In addition, this set comprises 0E0 of the entire data-set.

► {xn--fiq64b}  
 Total SLDs: 0  
 a-sldDiv: 0.000%  
 a-oR: 0.000%  
 NRep: 0

:: 2.1309 Representative SLDs for gTLD: {xn--fjq720a}

In this section, we collect representative SLDs related to gTLD: 'xn--fjq720a'. We found 0 unique SLDs after filtering. A total of 0 records were considered representative and they are 0.000% of the gTLD dump. Since the total number of records for

► {xn--fjq720a}  
 Total SLDs: 0  
 a-sldDiv: 0.000%  
 a-oR: 0.000%  
 NRep: 0



this gTLD is 0, there are 0 non-representative records (NRep). In addition, this set comprises 0E0 of the entire data-set.

### :: 2.1310 Representative SLDs for gTLD: {xn--flw351e}

In this section, we collect representative SLDs related to gTLD: 'xn--flw351e'. We found 0 unique SLDs after filtering. A total of 0 records were considered representative and they are 0.000% of the gTLD dump. Since the total number of records for this gTLD is 0, there are 0 non-representative records (NRep). In addition, this set comprises 0E0 of the entire data-set.

▶ {xn--flw351e}  
Total SLDs: 0  
a-sldDiv: 0.000%  
a-oR: 0.000%  
NRep: 0

### :: 2.1311 Representative SLDs for gTLD: {xn--g2xx48c}

In this section, we collect representative SLDs related to gTLD: 'xn--g2xx48c'. We found 0 unique SLDs after filtering. A total of 0 records were considered representative and they are 0.000% of the gTLD dump. Since the total number of records for this gTLD is 0, there are 0 non-representative records (NRep). In addition, this set comprises 0E0 of the entire data-set.

▶ {xn--g2xx48c}  
Total SLDs: 0  
a-sldDiv: 0.000%  
a-oR: 0.000%  
NRep: 0

### :: 2.1312 Representative SLDs for gTLD: {xn--gckr3f0f}

In this section, we collect representative SLDs related to gTLD: 'xn--gckr3f0f'. We found 0 unique SLDs after filtering. A total of 0 records were considered representative and they are 0.000% of the gTLD dump. Since the total number of records for this gTLD is 0, there are 0 non-representative records (NRep). In addition, this set comprises 0E0 of the entire data-set.

▶ {xn--gckr3f0f}  
Total SLDs: 0  
a-sldDiv: 0.000%  
a-oR: 0.000%  
NRep: 0

### :: 2.1313 Representative SLDs for gTLD: {xn--gk3at1e}

In this section, we collect representative SLDs related to gTLD: 'xn--gk3at1e'. We found 0 unique SLDs after filtering. A total of 0 records were considered representative and they are 0.000% of the gTLD dump. Since the total number of records for this gTLD is 0, there are 0 non-representative records (NRep). In addition, this set comprises 0E0 of the entire data-set.

▶ {xn--gk3at1e}  
Total SLDs: 0  
a-sldDiv: 0.000%  
a-oR: 0.000%  
NRep: 0



∴ 2.1314 Representative SLDs for gTLD: {xn--hxt814e}

In this section, we collect representative SLDs related to gTLD: 'xn--hxt814e'. We found 0 unique SLDs after filtering. A total of 0 records were considered representative and they are 0.000% of the gTLD dump. Since the total number of records for this gTLD is 0, there are 0 non-representative records (NRep). In addition, this set comprises 0E0 of the entire data-set.

► {xn--hxt814e}  
 Total SLDs: 0  
 a-sldDiv: 0.000%  
 a-oR: 0.000%  
 NRep: 0

∴ 2.1315 Representative SLDs for gTLD: {xn--i1b6b1a6a2e}

In this section, we collect representative SLDs related to gTLD: 'xn--i1b6b1a6a2e'. We found 0 unique SLDs after filtering. A total of 0 records were considered representative and they are 0.000% of the gTLD dump. Since the total number of records for this gTLD is 0, there are 0 non-representative records (NRep). In addition, this set comprises 0E0 of the entire data-set.

► {xn--i1b6b1a6a2e}  
 Total SLDs: 0  
 a-sldDiv: 0.000%  
 a-oR: 0.000%  
 NRep: 0

∴ 2.1316 Representative SLDs for gTLD: {xn--imr513n}

In this section, we collect representative SLDs related to gTLD: 'xn--imr513n'. We found 0 unique SLDs after filtering. A total of 0 records were considered representative and they are 0.000% of the gTLD dump. Since the total number of records for this gTLD is 0, there are 0 non-representative records (NRep). In addition, this set comprises 0E0 of the entire data-set.

► {xn--imr513n}  
 Total SLDs: 0  
 a-sldDiv: 0.000%  
 a-oR: 0.000%  
 NRep: 0

∴ 2.1317 Representative SLDs for gTLD: {xn--io0a7i}

In this section, we collect representative SLDs related to gTLD: 'xn--io0a7i'. We found 1 unique SLDs after filtering. A total of 2642 records were considered representative and they are 23.505% of the gTLD dump. Since the total number of records for this gTLD is 2642, there are 0 non-representative records (NRep). In addition, this set comprises 1.08E−6 of the entire data-set. Table 2.918 shows the corresponding SLDs ordered by the level of importance. Figure 2.1835 shows the record count (PPM) for each representative SLD. Figure 2.1836 shows the binned scatter-plot of srcDiv and sldDiv.

► {xn--io0a7i}  
 Total SLDs: 1  
 a-sldDiv: 23.505%  
 a-oR: 0.000%  
 NRep: 0

Individual SLD descriptors for gTLD: {xn--io0a7i}										
<b>SLD</b>	<b>count</b>	<b>sldDiv</b>	$\phi$ - <b>sldDiv</b>	<b>ipcount</b>	<b>srcDiv</b>	$\phi$ - <b>srcDiv</b>	<b>oR</b>	<b>a-srcDiv</b>	<b>a-oR</b>	<b>rem</b>
RANDOM13	0.003	0.235	1.000	3.46E-4	0.131	0.025	1.08E-6	0.235	1.08E-6	0

Table 2.918: Top 1 most significant SLDs for gTLD 'xn--io0a7i'. The SLD list holds 23.505% of the entries found in the gTLD and 1.08E-6 of the total number of entries for the entire experiment. **count** represents the number of records found for the SLD (in parts per million). **sldDiv** is the raw count divided by the number of records of this gTLD dump file. **oR** is the ratio of raw count to the total number of records of the experiment.  $\phi$ -**sldDiv** represents the  $\phi$  percentile of sldDiv on the entire data-set. **a-srcDiv** is the cumulative srcDiv variable. **a-oR** is the cumulative oR.




Figure 2.1835: Representative SLDs for gTLD: { .xn--io0a7i }. The x axis displays number of times (in parts per million) the corresponding SLD (y axis) was found in the gTLD.

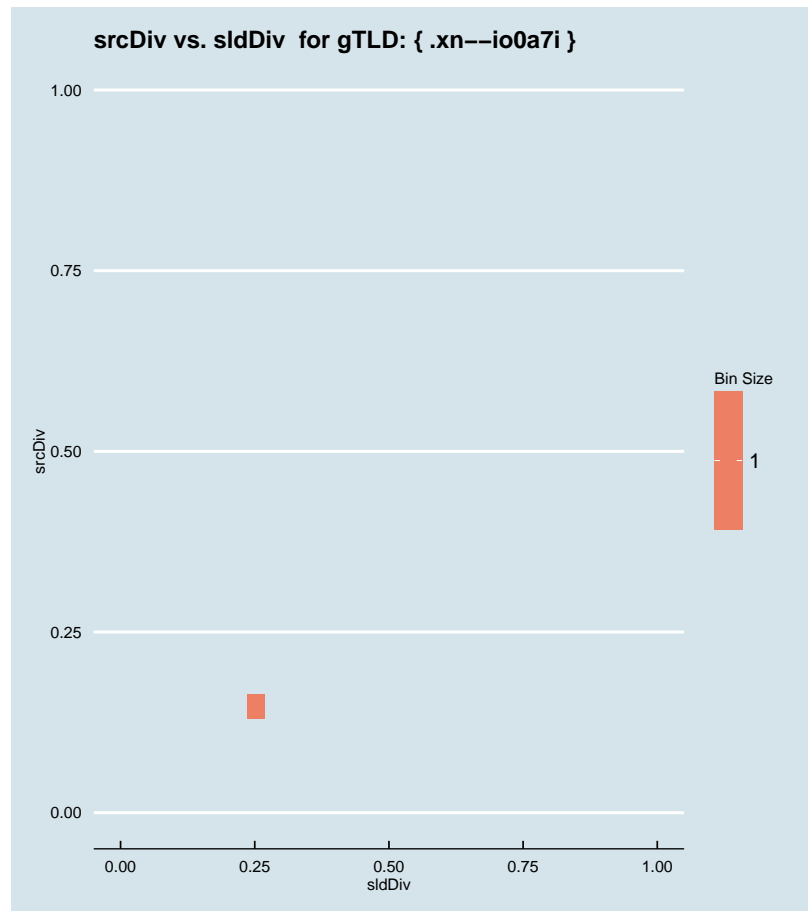


Figure 2.1836: Binned scatter-plot of srcDiv and sldDiv for gTLD: { .xn--io0a7i }.

### :: 2.1318 Representative SLDs for gTLD: { .xn--j1aef }

In this section, we collect representative SLDs related to gTLD: 'xn--j1aef'. We found 5 unique SLDs after filtering. A total of 11416 records were considered representative and they are 32.789% of the gTLD dump. Since the total number of records for this gTLD is 11416, there are 0 non-representative records (NRep). In addition, this set comprises 4.68E-6 of the entire data-set. Table 2.919 shows the corresponding SLDs ordered by the level of importance. Figure 2.1837 shows the record count (PPM) for each representative SLD. Figure 2.1838 shows the binned scatter-plot of srcDiv and sldDiv.

► { .xn--j1aef }  
Total SLDs: 5  
a-sldDiv: 32.789%  
a-oR: 0.000%  
NRep: 0

Individual SLD descriptors for gTLD: {xn--j1aef}										
SLD	count	sldDiv	$\phi$ -sldDiv	ipcount	srcDiv	$\phi$ -srcDiv	oR	a-srcDiv	a-oR	rem
RANDOM13	0.004	0.117	1.000	9.82E-4	0.241	0.057	1.67E-6	0.117	1.67E-6	7334
xn--d1aice...	0.003	0.084	1.000	0.001	0.435	0.121	1.2E-6	0.201	2.87E-6	4414
xn--b1aq	0.002	0.045	1.000	8.33E-4	0.534	0.181	6.39E-7	0.246	3.51E-6	2854
SHORTSLD	0.002	0.044	1.000	9.46E-4	0.617	0.201	6.28E-7	0.290	4.14E-6	1321
INCATD	0.001	0.038	1.000	3.79E-4	0.287	0.074	5.41E-7	0.328	4.68E-6	0

Table 2.919: Top 5 most significant SLDs for gTLD 'xn--j1aef'. The SLD list holds 32.789% of the entries found in the gTLD and 4.68E-6 of the total number of entries for the entire experiment. **count** represents the number of records found for the SLD (in parts per million). **sldDiv** is the raw count divided by the number of records of this gTLD dump file. **oR** is the ratio of raw count to the total number of records of the experiment.  $\phi$ -**sldDiv** represents the  $\phi$  percentile of sldDiv on the entire data-set. **a-srcDiv** is the cumulative srcDiv variable. **a-oR** is the cumulative oR.

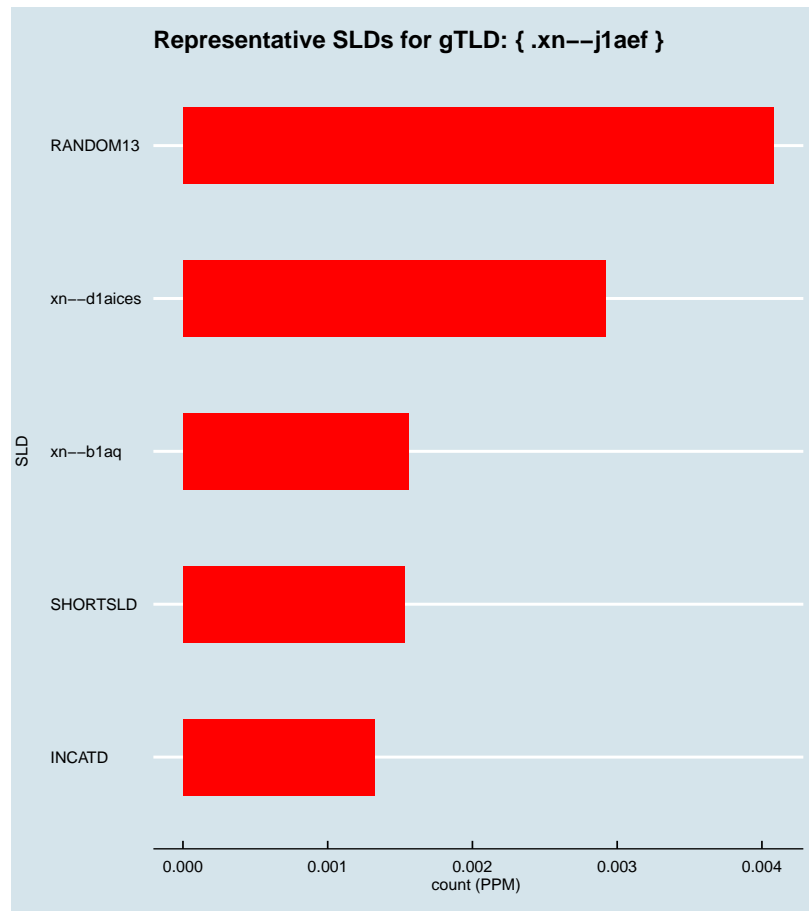


Figure 2.1837: Representative SLDs for gTLD: { .xn--j1aef }. The x axis displays number of times (in parts per million) the corresponding SLD (y axis) was found in the gTLD.

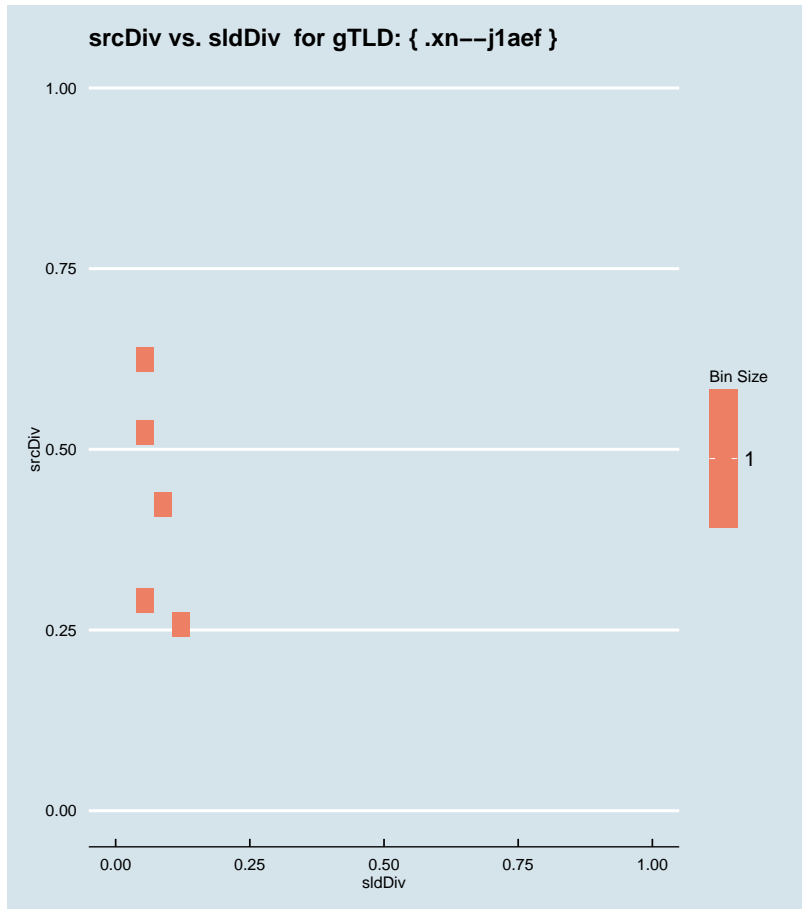


Figure 2.1838: Binned scatter-plot of srcDiv and sldDiv for gTLD: { .xn--j1aef }.

∴ 2.1319 Representative SLDs for gTLD: { .xn--jlq480n2rg }

In this section, we collect representative SLDs related to gTLD: 'xn--jlq480n2rg'. We found 0 unique SLDs after filtering. A total of 0 records were considered representative and they are 0.000% of the gTLD dump. Since the total number of records for this gTLD is 0, there are 0 non-representative records (NRep). In addition, this set comprises 0E0 of the entire data-set.

```

► { .xn--jlq480n2rg }
Total SLDs: 0
a-sldDiv: 0.000%
a-oR: 0.000%
NRep: 0
    
```

∴ 2.1320 Representative SLDs for gTLD: { .xn--jlq61u9w7b }

In this section, we collect representative SLDs related to gTLD: 'xn--jlq61u9w7b'. We

```

► { .xn--
jlq61u9w7b }
Total SLDs: 0
a-sldDiv: 0.000%
a-oR: 0.000%
NRep: 0
    
```



found 0 unique SLDs after filtering. A total of 0 records were considered representative and they are 0.000% of the gTLD dump. Since the total number of records for this gTLD is 0, there are 0 non-representative records (NRep). In addition, this set comprises 0E0 of the entire data-set.

### :: 2.1321 Representative SLDs for gTLD: {**.xn--kcrx7bb75ajk3b**}

In this section, we collect representative SLDs related to gTLD: 'xn--kcrx7bb75ajk3b'. We found 0 unique SLDs after filtering. A total of 0 records were considered representative and they are 0.000% of the gTLD dump. Since the total number of records for this gTLD is 0, there are 0 non-representative records (NRep). In addition, this set comprises 0E0 of the entire data-set.

▶ {**.xn--kcrx7bb75ajk3b**}  
Total SLDs: 0  
a-sldDiv: 0.000%  
a-oR: 0.000%  
NRep: 0

### :: 2.1322 Representative SLDs for gTLD: {**.xn--kpu716f**}

In this section, we collect representative SLDs related to gTLD: 'xn--kpu716f'. We found 0 unique SLDs after filtering. A total of 0 records were considered representative and they are 0.000% of the gTLD dump. Since the total number of records for this gTLD is 0, there are 0 non-representative records (NRep). In addition, this set comprises 0E0 of the entire data-set.

▶ {**.xn--kpu716f**}  
Total SLDs: 0  
a-sldDiv: 0.000%  
a-oR: 0.000%  
NRep: 0

### :: 2.1323 Representative SLDs for gTLD: {**.xn--kput3i**}

In this section, we collect representative SLDs related to gTLD: 'xn--kput3i'. We found 0 unique SLDs after filtering. A total of 0 records were considered representative and they are 0.000% of the gTLD dump. Since the total number of records for this gTLD is 0, there are 0 non-representative records (NRep). In addition, this set comprises 0E0 of the entire data-set.

▶ {**.xn--kput3i**}  
Total SLDs: 0  
a-sldDiv: 0.000%  
a-oR: 0.000%  
NRep: 0

### :: 2.1324 Representative SLDs for gTLD: {**.xn--mgba7c0bbn0a**}

In this section, we collect representative SLDs related to gTLD: 'xn--mgba7c0bbn0a'. We found 0 unique SLDs after filtering. A total of 0 records were considered representative and they are 0.000% of the gTLD dump. Since the total number of records for this gTLD is 0, there are 0 non-representative records (NRep). In addition, this set comprises 0E0 of the entire data-set.

▶ {**.xn--mgba7c0bbn0a**}  
Total SLDs: 0  
a-sldDiv: 0.000%  
a-oR: 0.000%  
NRep: 0



**:: 2.1325 Representative SLDs for gTLD: {xn--mgbaakc7dvf}**

In this section, we collect representative SLDs related to gTLD: 'xn--mgbaakc7dvf'. We found 0 unique SLDs after filtering. A total of 0 records were considered representative and they are 0.000% of the gTLD dump. Since the total number of records for this gTLD is 0, there are 0 non-representative records (NRep). In addition, this set comprises 0E0 of the entire data-set.

```
► {xn--
mgbaakc7dvf}
Total SLDs: 0
a-sldDiv: 0.000%
a-oR: 0.000%
NRep: 0
```

**:: 2.1326 Representative SLDs for gTLD: {xn--mgbab2bd}**

In this section, we collect representative SLDs related to gTLD: 'xn--mgbab2bd'. We found 0 unique SLDs after filtering. A total of 0 records were considered representative and they are 0.000% of the gTLD dump. Since the total number of records for this gTLD is 0, there are 0 non-representative records (NRep). In addition, this set comprises 0E0 of the entire data-set.

```
► {xn--mgbab2bd}
Total SLDs: 0
a-sldDiv: 0.000%
a-oR: 0.000%
NRep: 0
```

**:: 2.1327 Representative SLDs for gTLD: {xn--mgb9fbpob}**

In this section, we collect representative SLDs related to gTLD: 'xn--mgb9fbpob'. We found 0 unique SLDs after filtering. A total of 0 records were considered representative and they are 0.000% of the gTLD dump. Since the total number of records for this gTLD is 0, there are 0 non-representative records (NRep). In addition, this set comprises 0E0 of the entire data-set.

```
► {xn--
mgb9fbpob}
Total SLDs: 0
a-sldDiv: 0.000%
a-oR: 0.000%
NRep: 0
```

**:: 2.1328 Representative SLDs for gTLD: {xn--mgbca7dzdo}**

In this section, we collect representative SLDs related to gTLD: 'xn--mgbca7dzdo'. We found 0 unique SLDs after filtering. A total of 0 records were considered representative and they are 0.000% of the gTLD dump. Since the total number of records for this gTLD is 0, there are 0 non-representative records (NRep). In addition, this set comprises 0E0 of the entire data-set.

```
► {xn--
mgbca7dzdo}
Total SLDs: 0
a-sldDiv: 0.000%
a-oR: 0.000%
NRep: 0
```

**:: 2.1329 Representative SLDs for gTLD: {xn--mgb4ecexp}**

In this section, we collect representative SLDs related to gTLD: 'xn--mgb4ecexp'. We found 0 unique SLDs after filtering. A total of 0 records were considered representative and they are 0.000% of the gTLD dump. Since the total number of records for

```
► {xn--
mgb4ecexp}
Total SLDs: 0
a-sldDiv: 0.000%
a-oR: 0.000%
NRep: 0
```

this gTLD is 0, there are 0 non-representative records (NRep). In addition, this set comprises 0E0 of the entire data-set.

### :: 2.1330 Representative SLDs for gTLD: {xn--mgbt3dhd}

In this section, we collect representative SLDs related to gTLD: 'xn--mgbt3dhd'. We found 0 unique SLDs after filtering. A total of 0 records were considered representative and they are 0.000% of the gTLD dump. Since the total number of records for this gTLD is 0, there are 0 non-representative records (NRep). In addition, this set comprises 0E0 of the entire data-set.

▶ {xn--mgbt3dhd}  
Total SLDs: 0  
a-sldDiv: 0.000%  
a-oR: 0.000%  
NRep: 0

### :: 2.1331 Representative SLDs for gTLD: {xn--mk1bu44c}

In this section, we collect representative SLDs related to gTLD: 'xn--mk1bu44c'. We found 0 unique SLDs after filtering. A total of 0 records were considered representative and they are 0.000% of the gTLD dump. Since the total number of records for this gTLD is 0, there are 0 non-representative records (NRep). In addition, this set comprises 0E0 of the entire data-set.

▶ {xn--mk1bu44c}  
Total SLDs: 0  
a-sldDiv: 0.000%  
a-oR: 0.000%  
NRep: 0

### :: 2.1332 Representative SLDs for gTLD: {xn--mxtq1m}

In this section, we collect representative SLDs related to gTLD: 'xn--mxtq1m'. We found 0 unique SLDs after filtering. A total of 0 records were considered representative and they are 0.000% of the gTLD dump. Since the total number of records for this gTLD is 0, there are 0 non-representative records (NRep). In addition, this set comprises 0E0 of the entire data-set.

▶ {xn--mxtq1m}  
Total SLDs: 0  
a-sldDiv: 0.000%  
a-oR: 0.000%  
NRep: 0

### :: 2.1333 Representative SLDs for gTLD: {xn--ngbc5azd}

In this section, we collect representative SLDs related to gTLD: 'xn--ngbc5azd'. We found 0 unique SLDs after filtering. A total of 0 records were considered representative and they are 0.000% of the gTLD dump. Since the total number of records for this gTLD is 0, there are 0 non-representative records (NRep). In addition, this set comprises 0E0 of the entire data-set.

▶ {xn--ngbc5azd}  
Total SLDs: 0  
a-sldDiv: 0.000%  
a-oR: 0.000%  
NRep: 0



:: 2.1334 Representative SLDs for gTLD: {xn--ngbe9e0a}

In this section, we collect representative SLDs related to gTLD: 'xn--ngbe9e0a'. We found 0 unique SLDs after filtering. A total of 0 records were considered representative and they are 0.000% of the gTLD dump. Since the total number of records for this gTLD is 0, there are 0 non-representative records (NRep). In addition, this set comprises 0E0 of the entire data-set.

► {xn--ngbe9e0a}  
 Total SLDs: 0  
 a-sldDiv: 0.000%  
 a-oR: 0.000%  
 NRep: 0

:: 2.1335 Representative SLDs for gTLD: {xn--ngbrx}

In this section, we collect representative SLDs related to gTLD: 'xn--ngbrx'. We found 0 unique SLDs after filtering. A total of 0 records were considered representative and they are 0.000% of the gTLD dump. Since the total number of records for this gTLD is 0, there are 0 non-representative records (NRep). In addition, this set comprises 0E0 of the entire data-set.

► {xn--ngbrx}  
 Total SLDs: 0  
 a-sldDiv: 0.000%  
 a-oR: 0.000%  
 NRep: 0

:: 2.1336 Representative SLDs for gTLD: {xn--nyqy26a}

In this section, we collect representative SLDs related to gTLD: 'xn--nyqy26a'. We found 0 unique SLDs after filtering. A total of 0 records were considered representative and they are 0.000% of the gTLD dump. Since the total number of records for this gTLD is 0, there are 0 non-representative records (NRep). In addition, this set comprises 0E0 of the entire data-set.

► {xn--nyqy26a}  
 Total SLDs: 0  
 a-sldDiv: 0.000%  
 a-oR: 0.000%  
 NRep: 0

:: 2.1337 Representative SLDs for gTLD: {xn--otu796d}

In this section, we collect representative SLDs related to gTLD: 'xn--otu796d'. We found 0 unique SLDs after filtering. A total of 0 records were considered representative and they are 0.000% of the gTLD dump. Since the total number of records for this gTLD is 0, there are 0 non-representative records (NRep). In addition, this set comprises 0E0 of the entire data-set.

► {xn--otu796d}  
 Total SLDs: 0  
 a-sldDiv: 0.000%  
 a-oR: 0.000%  
 NRep: 0

:: 2.1338 Representative SLDs for gTLD: {xn--p1acf}

In this section, we collect representative SLDs related to gTLD: 'xn--p1acf'. We found 0 unique SLDs after filtering. A total of 0 records were considered representative and they are 0.000% of the gTLD dump. Since the total number of records for this gTLD is

► {xn--p1acf}  
 Total SLDs: 0  
 a-sldDiv: 0.000%  
 a-oR: 0.000%  
 NRep: 0

0, there are 0 non-representative records (NRep). In addition, this set comprises 0E0 of the entire data-set.

### :: 2.1339 Representative SLDs for gTLD: {xn--pgb3ceoj}

In this section, we collect representative SLDs related to gTLD: 'xn--pgb3ceoj'. We found 0 unique SLDs after filtering. A total of 0 records were considered representative and they are 0.000% of the gTLD dump. Since the total number of records for this gTLD is 0, there are 0 non-representative records (NRep). In addition, this set comprises 0E0 of the entire data-set.

```
▶ {xn--pgb3ceoj}
Total SLDs: 0
a-sldDiv: 0.000%
a-oR: 0.000%
NRep: 0
```

### :: 2.1340 Representative SLDs for gTLD: {xn--q9jyb4c}

In this section, we collect representative SLDs related to gTLD: 'xn--q9jyb4c'. We found 0 unique SLDs after filtering. A total of 0 records were considered representative and they are 0.000% of the gTLD dump. Since the total number of records for this gTLD is 0, there are 0 non-representative records (NRep). In addition, this set comprises 0E0 of the entire data-set.

```
▶ {xn--q9jyb4c}
Total SLDs: 0
a-sldDiv: 0.000%
a-oR: 0.000%
NRep: 0
```

### :: 2.1341 Representative SLDs for gTLD: {xn--qcka1pmc}

In this section, we collect representative SLDs related to gTLD: 'xn--qcka1pmc'. We found 0 unique SLDs after filtering. A total of 0 records were considered representative and they are 0.000% of the gTLD dump. Since the total number of records for this gTLD is 0, there are 0 non-representative records (NRep). In addition, this set comprises 0E0 of the entire data-set.

```
▶ {xn--qcka1pmc}
Total SLDs: 0
a-sldDiv: 0.000%
a-oR: 0.000%
NRep: 0
```

### :: 2.1342 Representative SLDs for gTLD: {xn--rhqv96g}

In this section, we collect representative SLDs related to gTLD: 'xn--rhqv96g'. We found 0 unique SLDs after filtering. A total of 0 records were considered representative and they are 0.000% of the gTLD dump. Since the total number of records for this gTLD is 0, there are 0 non-representative records (NRep). In addition, this set comprises 0E0 of the entire data-set.

```
▶ {xn--rhqv96g}
Total SLDs: 0
a-sldDiv: 0.000%
a-oR: 0.000%
NRep: 0
```



**:: 2.1343 Representative SLDs for gTLD: {xn--ses554g}**

In this section, we collect representative SLDs related to gTLD: 'xn--ses554g'. We found 0 unique SLDs after filtering. A total of 0 records were considered representative and they are 0.000% of the gTLD dump. Since the total number of records for this gTLD is 0, there are 0 non-representative records (NRep). In addition, this set comprises 0E0 of the entire data-set.

► {xn--ses554g}  
 Total SLDs: 0  
 a-sldDiv: 0.000%  
 a-oR: 0.000%  
 NRep: 0

**:: 2.1344 Representative SLDs for gTLD: {xn--t60b56a}**

In this section, we collect representative SLDs related to gTLD: 'xn--t60b56a'. We found 0 unique SLDs after filtering. A total of 0 records were considered representative and they are 0.000% of the gTLD dump. Since the total number of records for this gTLD is 0, there are 0 non-representative records (NRep). In addition, this set comprises 0E0 of the entire data-set.

► {xn--t60b56a}  
 Total SLDs: 0  
 a-sldDiv: 0.000%  
 a-oR: 0.000%  
 NRep: 0

**:: 2.1345 Representative SLDs for gTLD: {xn--tckwe}**

In this section, we collect representative SLDs related to gTLD: 'xn--tckwe'. We found 0 unique SLDs after filtering. A total of 0 records were considered representative and they are 0.000% of the gTLD dump. Since the total number of records for this gTLD is 0, there are 0 non-representative records (NRep). In addition, this set comprises 0E0 of the entire data-set.

► {xn--tckwe}  
 Total SLDs: 0  
 a-sldDiv: 0.000%  
 a-oR: 0.000%  
 NRep: 0

**:: 2.1346 Representative SLDs for gTLD: {xn--tiq49xqyj}**

In this section, we collect representative SLDs related to gTLD: 'xn--tiq49xqyj'. We found 0 unique SLDs after filtering. A total of 0 records were considered representative and they are 0.000% of the gTLD dump. Since the total number of records for this gTLD is 0, there are 0 non-representative records (NRep). In addition, this set comprises 0E0 of the entire data-set.

► {xn--tiq49xqyj}  
 Total SLDs: 0  
 a-sldDiv: 0.000%  
 a-oR: 0.000%  
 NRep: 0

**:: 2.1347 Representative SLDs for gTLD: {xn--unup4y}**

In this section, we collect representative SLDs related to gTLD: 'xn--unup4y'. We found 0 unique SLDs after filtering. A total of 0 records were considered representative and they are 0.000% of the gTLD dump. Since the total number of records for

► {xn--unup4y}  
 Total SLDs: 0  
 a-sldDiv: 0.000%  
 a-oR: 0.000%  
 NRep: 0



this gTLD is 0, there are 0 non-representative records (NRep). In addition, this set comprises 0E0 of the entire data-set.

### :: 2.1348 Representative SLDs for gTLD: {xn--vuq861b}

In this section, we collect representative SLDs related to gTLD: 'xn--vuq861b'. We found 0 unique SLDs after filtering. A total of 0 records were considered representative and they are 0.000% of the gTLD dump. Since the total number of records for this gTLD is 0, there are 0 non-representative records (NRep). In addition, this set comprises 0E0 of the entire data-set.

```
► {xn--vuq861b}
Total SLDs: 0
a-sldDiv: 0.000%
a-oR: 0.000%
NRep: 0
```

### :: 2.1349 Representative SLDs for gTLD: {xn--w4r85el8fhu5dnra}

In this section, we collect representative SLDs related to gTLD: 'xn--w4r85el8fhu5dnra'. We found 0 unique SLDs after filtering. A total of 0 records were considered representative and they are 0.000% of the gTLD dump. Since the total number of records for this gTLD is 0, there are 0 non-representative records (NRep). In addition, this set comprises 0E0 of the entire data-set.

```
► {xn--
w4r85el8fhu5dnra}
Total SLDs: 0
a-sldDiv: 0.000%
a-oR: 0.000%
NRep: 0
```

### :: 2.1350 Representative SLDs for gTLD: {xn--xhq521b}

In this section, we collect representative SLDs related to gTLD: 'xn--xhq521b'. We found 0 unique SLDs after filtering. A total of 0 records were considered representative and they are 0.000% of the gTLD dump. Since the total number of records for this gTLD is 0, there are 0 non-representative records (NRep). In addition, this set comprises 0E0 of the entire data-set.

```
► {xn--xhq521b}
Total SLDs: 0
a-sldDiv: 0.000%
a-oR: 0.000%
NRep: 0
```

### :: 2.1351 Representative SLDs for gTLD: {xn--zfr164b}

In this section, we collect representative SLDs related to gTLD: 'xn--zfr164b'. We found 0 unique SLDs after filtering. A total of 0 records were considered representative and they are 0.000% of the gTLD dump. Since the total number of records for this gTLD is 0, there are 0 non-representative records (NRep). In addition, this set comprises 0E0 of the entire data-set.

```
► {xn--zfr164b}
Total SLDs: 0
a-sldDiv: 0.000%
a-oR: 0.000%
NRep: 0
```



## :: 2.1352 Representative SLDs for gTLD: {.xperia}

In this section, we collect representative SLDs related to gTLD: 'xperia'. We found 0 unique SLDs after filtering. A total of 0 records were considered representative and they are 0.000% of the gTLD dump. Since the total number of records for this gTLD is 0, there are 0 non-representative records (NRep). In addition, this set comprises 0E0 of the entire data-set.

► {.xperia}  
Total SLDs: 0  
a-sldDiv: 0.000%  
a-oR: 0.000%  
NRep: 0

## :: 2.1353 Representative SLDs for gTLD: {.xyz}

In this section, we collect representative SLDs related to gTLD: 'xyz'. We found 21 unique SLDs after filtering. A total of 243084 records were considered representative and they are 81.990% of the gTLD dump. Since the total number of records for this gTLD is 243084, there are 0 non-representative records (NRep). In addition, this set comprises 9.96E-5 of the entire data-set. Table 2.920 shows the corresponding SLDs ordered by the level of importance. Figure 2.1839 shows the record count (PPM) for each representative SLD. Figure 2.1840 shows the binned scatter-plot of srcDiv and sldDiv.

► {.xyz}  
Total SLDs: 21  
a-sldDiv: 81.990%  
a-oR: 0.010%  
NRep: 0



Individual SLD descriptors for gTLD: {xyz}										
SLD	count	sldDiv	$\phi$ -sldDiv	ipcount	srcDiv	$\phi$ -srcDiv	oR	a-srcDiv	a-oR	rem
INCATC	0.124	0.418	1.000	0.008	0.067	0.010	5.07E-5	0.418	5.07E-5	119291
INCATF	0.024	0.081	1.000	0.002	0.069	0.010	9.89E-6	0.499	6.06E-5	95151
INCATB	0.016	0.054	1.000	0.002	0.144	0.029	6.54E-6	0.553	6.72E-5	79181
gsint	0.012	0.041	1.000	4E-6	3.33E-4	3.98E-6	4.93E-6	0.593	7.21E-5	67156
RANDOM10	0.008	0.027	0.999	0.002	0.233	0.055	3.31E-6	0.621	7.54E-5	59067
amertron	0.008	0.026	0.999	8.4E-5	0.011	5.52E-4	3.22E-6	0.647	7.86E-5	51221
RANDOM13	0.008	0.026	0.999	9.15E-4	0.118	0.022	3.17E-6	0.673	8.18E-5	43475
INVALID	0.006	0.020	0.999	0.001	0.225	0.053	2.48E-6	0.694	8.43E-5	37426
theimagegr...	0.005	0.017	0.999	1.67E-4	0.033	0.003	2.1E-6	0.711	8.64E-5	32297
subwaydeve...	0.005	0.017	0.999	3.2E-4	0.063	0.009	2.1E-6	0.728	8.85E-5	27179
wpad	0.004	0.013	0.999	0.001	0.291	0.075	1.63E-6	0.742	9.01E-5	23193
domain	0.004	0.013	0.999	7.2E-4	0.186	0.041	1.58E-6	0.755	9.17E-5	19327
INCATD	0.003	0.011	0.999	5.94E-4	0.186	0.041	1.31E-6	0.765	9.3E-5	16135
abc	0.003	0.010	0.999	0.001	0.459	0.126	1.16E-6	0.775	9.42E-5	13303
isatap	0.003	0.009	0.999	9.54E-4	0.364	0.101	1.07E-6	0.784	9.52E-5	10680
deinedomai...	0.003	0.009	0.999	7.85E-4	0.311	0.079	1.03E-6	0.792	9.63E-5	8155
INCATI	0.003	0.009	0.999	1.8E-4	0.071	0.010	1.03E-6	0.801	9.73E-5	5631
INCATK	0.002	0.006	0.999	4.53E-4	0.267	0.068	6.96E-7	0.807	9.8E-5	3933
newhopechu...	0.001	0.005	0.999	1.3E-4	0.090	0.014	5.95E-7	0.812	9.86E-5	2481
gmcnet	0.001	0.004	0.999	8.4E-5	0.066	0.009	5.25E-7	0.816	9.91E-5	1199
kampnagel	0.001	0.004	0.998	1.27E-4	0.106	0.018	4.91E-7	0.820	9.96E-5	0

Table 2.920: Top 21 most significant SLDs for gTLD 'xyz'. The SLD list holds 81.990% of the entries found in the gTLD and 9.96E-5 of the total number of entries for the entire experiment. **count** represents the number of records found for the SLD (in parts per million). **sldDiv** is the raw count divided by the number of records of this gTLD dump file. **oR** is the ratio of raw count to the total number of records of the experiment.  $\phi$ -**sldDiv** represents the  $\phi$  percentile of sldDiv on the entire data-set. **a-srcDiv** is the cumulative srcDiv variable. **a-oR** is the cumulative oR.



Figure 2.1839: Representative SLDs for gTLD: { .xyz }. The x axis displays number of times (in parts per million) the corresponding SLD (y axis) was found in the gTLD.

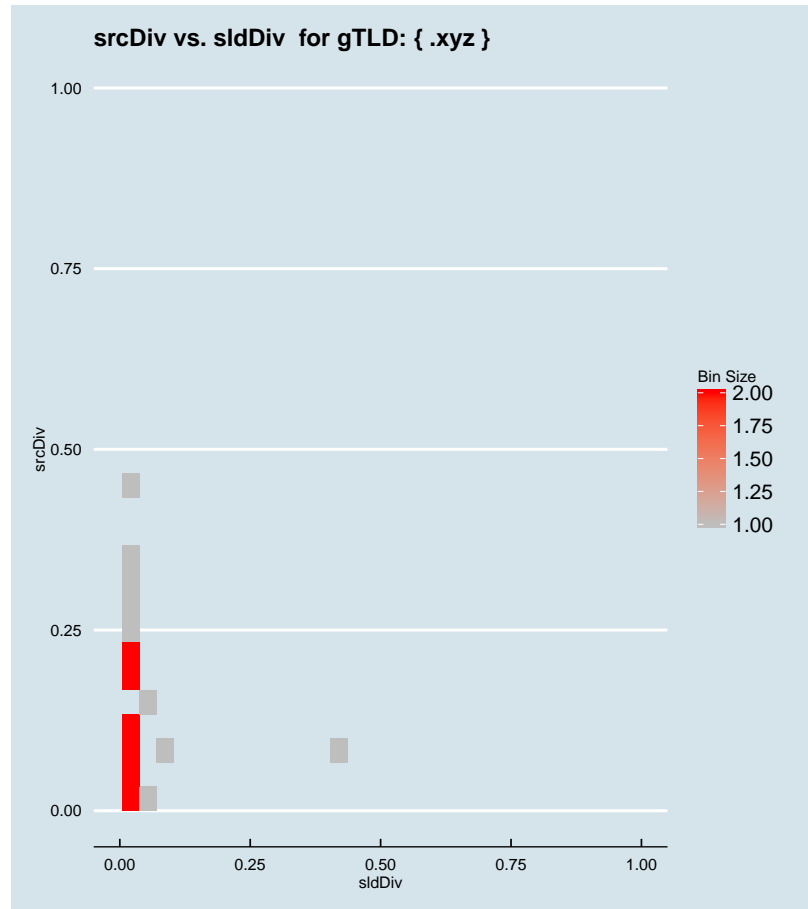


Figure 2.1840: Binned scatter-plot of srcDiv and sldDiv for gTLD: { .xyz }.

### ∴ 2.1354 Representative SLDs for gTLD: { .yachts }

In this section, we collect representative SLDs related to gTLD: 'yachts'. We found 0 unique SLDs after filtering. A total of 0 records were considered representative and they are 0.000% of the gTLD dump. Since the total number of records for this gTLD is 0, there are 0 non-representative records (NRep). In addition, this set comprises 0E0 of the entire data-set.

► { .yachts }  
Total SLDs: 0  
a-sldDiv: 0.000%  
a-oR: 0.000%  
NRep: 0

### ∴ 2.1355 Representative SLDs for gTLD: { .yahoo }

In this section, we collect representative SLDs related to gTLD: 'yahoo'. We found 40

► { .yahoo }  
Total SLDs: 40  
a-sldDiv: 87.095%  
a-oR: 0.033%  
NRep: 0

unique SLDs after filtering. A total of 806341 records were considered representative and they are 87.095% of the gTLD dump. Since the total number of records for this gTLD is 806341, there are 0 non-representative records (NRep). In addition, this set comprises  $3.3E-4$  of the entire data-set. Table 2.921 shows the corresponding SLDs ordered by the level of importance. Figure 2.1841 shows the record count (PPM) for each representative SLD. Figure 2.1842 shows the binned scatter-plot of srcDiv and sldDiv.

Individual SLD descriptors for gTLD: {yahoo}										
SLD	count	sldDiv	$\phi$ -sldDiv	ipcount	srcDiv	$\phi$ -srcDiv	oR	a-srcDiv	a-oR	rem
INCATC	0.227	0.245	1.000	0.036	0.159	0.033	9.3E-5	0.245	9.3E-5	579332
INCATE	0.189	0.204	1.000	0.047	0.248	0.057	7.75E-5	0.449	1.71E-4	390240
INVALID	0.123	0.133	1.000	0.011	0.088	0.014	5.06E-5	0.583	2.21E-4	266754
INCATB	0.073	0.078	1.000	0.016	0.224	0.053	2.98E-5	0.661	2.51E-4	194117
SHORTSLD	0.037	0.040	1.000	0.009	0.250	0.065	1.51E-5	0.701	2.66E-4	157325
RANDOM13	0.032	0.035	1.000	0.001	0.041	0.004	1.32E-5	0.736	2.79E-4	125169
groups	0.014	0.016	0.999	0.004	0.247	0.057	5.92E-6	0.751	2.85E-4	110733
pop	0.011	0.012	0.999	0.002	0.164	0.034	4.52E-6	0.763	2.9E-4	99693
att	0.010	0.011	0.999	0.003	0.297	0.076	4.02E-6	0.774	2.94E-4	89893
RANDOM10	0.009	0.010	0.999	0.002	0.242	0.057	3.77E-6	0.784	2.97E-4	80683
messenger	0.005	0.006	0.999	0.001	0.228	0.054	2.09E-6	0.789	2.99E-4	75580
imap	0.005	0.005	0.999	0.001	0.220	0.051	1.97E-6	0.795	3.01E-4	70774
wpad	0.005	0.005	0.999	0.002	0.352	0.098	1.88E-6	0.799	3.03E-4	66192
smtp	0.004	0.005	0.999	0.002	0.378	0.104	1.77E-6	0.804	3.05E-4	61884
login	0.004	0.004	0.999	0.002	0.522	0.179	1.68E-6	0.809	3.07E-4	57783
INCATI	0.003	0.004	0.998	0.001	0.385	0.106	1.35E-6	0.812	3.08E-4	54489
sip	0.003	0.004	0.998	5.31E-4	0.164	0.034	1.33E-6	0.816	3.09E-4	51243
address	0.003	0.003	0.998	4.74E-4	0.148	0.030	1.31E-6	0.819	3.11E-4	48045
sipinterna...	0.003	0.003	0.998	5.53E-4	0.175	0.038	1.29E-6	0.822	3.12E-4	44891
myblog	0.003	0.003	0.998	0.002	0.505	0.177	1.28E-6	0.826	3.13E-4	41766
sipexterna...	0.003	0.003	0.998	5.28E-4	0.169	0.037	1.28E-6	0.829	3.15E-4	38649
bf1	0.003	0.003	0.998	4.89E-4	0.157	0.032	1.27E-6	0.833	3.16E-4	35538
ne1	0.003	0.003	0.998	6.4E-4	0.224	0.053	1.17E-6	0.836	3.17E-4	32681
davidwdani...	0.003	0.003	0.998	0.001	0.527	0.179	1.16E-6	0.839	3.18E-4	29856
209	0.003	0.003	0.998	2.3E-5	0.008	3.79E-4	1.14E-6	0.842	3.19E-4	27069
bizmail	0.003	0.003	0.998	6.08E-4	0.230	0.054	1.09E-6	0.845	3.2E-4	24420
mud	0.002	0.003	0.998	2.64E-4	0.111	0.020	9.73E-7	0.847	3.21E-4	22046
edit	0.002	0.002	0.998	7.67E-4	0.368	0.101	8.55E-7	0.849	3.22E-4	19959
calendar	0.002	0.002	0.998	5.77E-4	0.278	0.070	8.51E-7	0.852	3.23E-4	17882
gq1	0.002	0.002	0.998	3.15E-4	0.153	0.031	8.46E-7	0.854	3.24E-4	15817
www	0.002	0.002	0.998	0.001	0.667	0.232	7.71E-7	0.856	3.25E-4	13935
123	0.002	0.002	0.998	9.34E-4	0.534	0.181	7.17E-7	0.858	3.25E-4	12185
sg3	0.002	0.002	0.998	4.21E-4	0.241	0.057	7.17E-7	0.860	3.26E-4	10436
answers	0.002	0.002	0.998	0.001	0.695	0.235	7.13E-7	0.862	3.27E-4	8696
INCATK	0.002	0.002	0.997	5.71E-4	0.360	0.099	6.5E-7	0.863	3.28E-4	7109

Table 2.921: Top 35 most significant SLDs for gTLD 'yahoo'. The SLD list holds 87.095% of the entries found in the gTLD and 3.3E-4 of the total number of entries for the entire experiment. **count** represents the number of records found for the SLD (in parts per million). **sldDiv** is the raw count divided by the number of records of this gTLD dump file. **oR** is the ratio of raw count to the total number of records of the experiment.  $\phi$ -**sldDiv** represents the  $\phi$  percentile of sldDiv on the entire data-set. **a-srcDiv** is the cumulative srcDiv variable. **a-oR** is the cumulative oR.

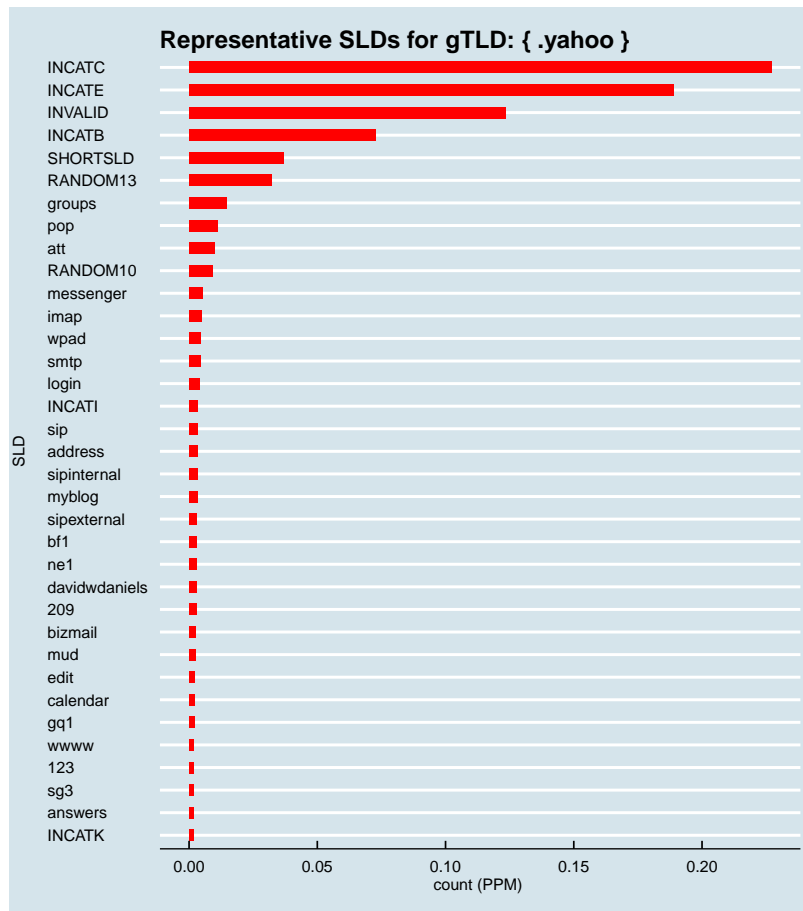


Figure 2.1841: Representative SLDs for gTLD: { .yahoo }. The *x* axis displays number of times (in parts per million) the corresponding SLD (*y* axis) was found in the gTLD.

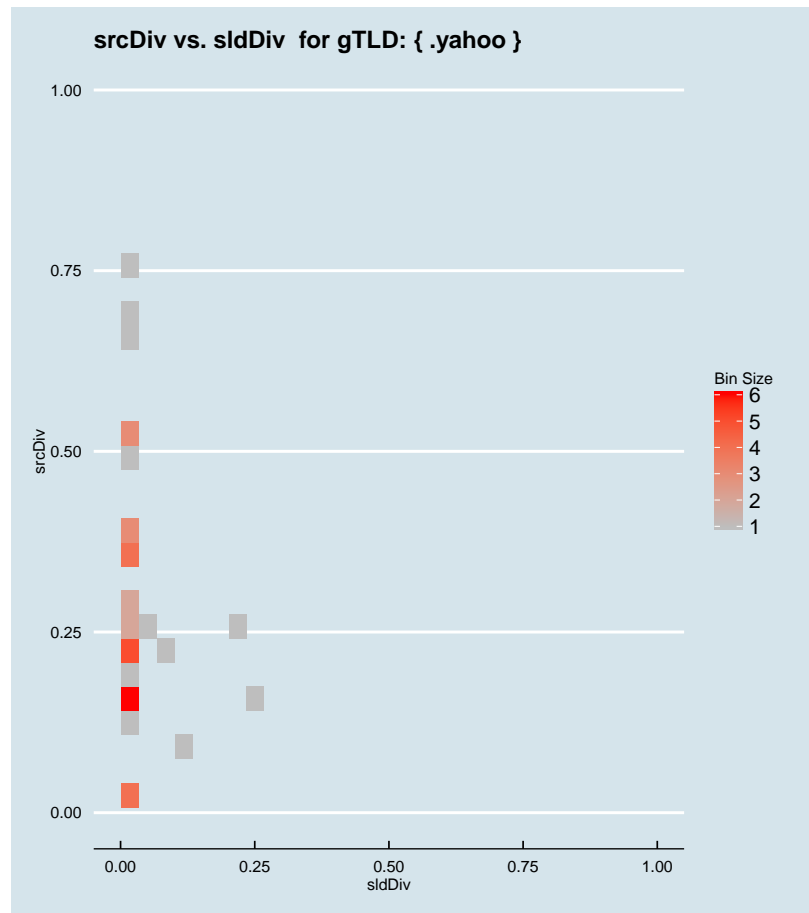


Figure 2.1842: Binned scatter-plot of srcDiv and sldDiv for gTLD: { .yahoo }.

### :: 2.1356 Representative SLDs for gTLD: { .yamaxun }

In this section, we collect representative SLDs related to gTLD: 'yamaxun'. We found 0 unique SLDs after filtering. A total of 0 records were considered representative and they are 0.000% of the gTLD dump. Since the total number of records for this gTLD is 0, there are 0 non-representative records (NRep). In addition, this set comprises 0E0 of the entire data-set.

► { .yamaxun }  
Total SLDs: 0  
a-sldDiv: 0.000%  
a-oR: 0.000%  
NRep: 0

### :: 2.1357 Representative SLDs for gTLD: { .yandex }

In this section, we collect representative SLDs related to gTLD: 'yandex'. We found 8

► { .yandex }  
Total SLDs: 8  
a-sldDiv: 79.465%  
a-oR: 0.002%  
NRep: 0

unique SLDs after filtering. A total of 46797 records were considered representative and they are 79.465% of the gTLD dump. Since the total number of records for this gTLD is 46797, there are 0 non-representative records (NRep). In addition, this set comprises  $1.92E-5$  of the entire data-set. Table 2.922 shows the corresponding SLDs ordered by the level of importance. Figure 2.1843 shows the record count (PPM) for each representative SLD. Figure 2.1844 shows the binned scatter-plot of srcDiv and sldDiv.

Individual SLD descriptors for gTLD: {yandex}										
SLD	count	sldDiv	$\phi$ -sldDiv	ipcount	srcDiv	$\phi$ -srcDiv	oR	a-srcDiv	a-oR	rem
INCATE	0.018	0.312	1.000	0.006	0.319	0.081	$7.53E-6$	0.312	$7.53E-6$	28426
INCATC	0.015	0.256	1.000	0.005	0.314	0.080	$6.18E-6$	0.568	$1.37E-5$	13340
INCATB	0.004	0.070	1.000	0.002	0.445	0.123	$1.69E-6$	0.638	$1.54E-5$	9207
RANDOM13	0.003	0.052	1.000	$4.5E-4$	0.147	0.030	$1.26E-6$	0.690	$1.67E-5$	6143
passport	0.002	0.030	1.000	0.001	0.709	0.237	$7.36E-7$	0.721	$1.74E-5$	4348
pop	0.002	0.028	0.999	$2.95E-4$	0.180	0.039	$6.7E-7$	0.749	$1.81E-5$	2713
INVALID	0.001	0.025	0.999	$3.11E-4$	0.211	0.049	$6.04E-7$	0.774	$1.87E-5$	1239
smtp	0.001	0.021	0.999	$1.41E-4$	0.114	0.021	$5.08E-7$	0.795	$1.92E-5$	0

Table 2.922: Top 8 most significant SLDs for gTLD 'yandex'. The SLD list holds 79.465% of the entries found in the gTLD and  $1.92E-5$  of the total number of entries for the entire experiment. **count** represents the number of records found for the SLD (in parts per million). **sldDiv** is the raw count divided by the number of records of this gTLD dump file. **oR** is the ratio of raw count to the total number of records of the experiment.  **$\phi$ -sldDiv** represents the  $\phi$  percentile of sldDiv on the entire data-set. **a-srcDiv** is the cumulative srcDiv variable. **a-oR** is the cumulative oR.



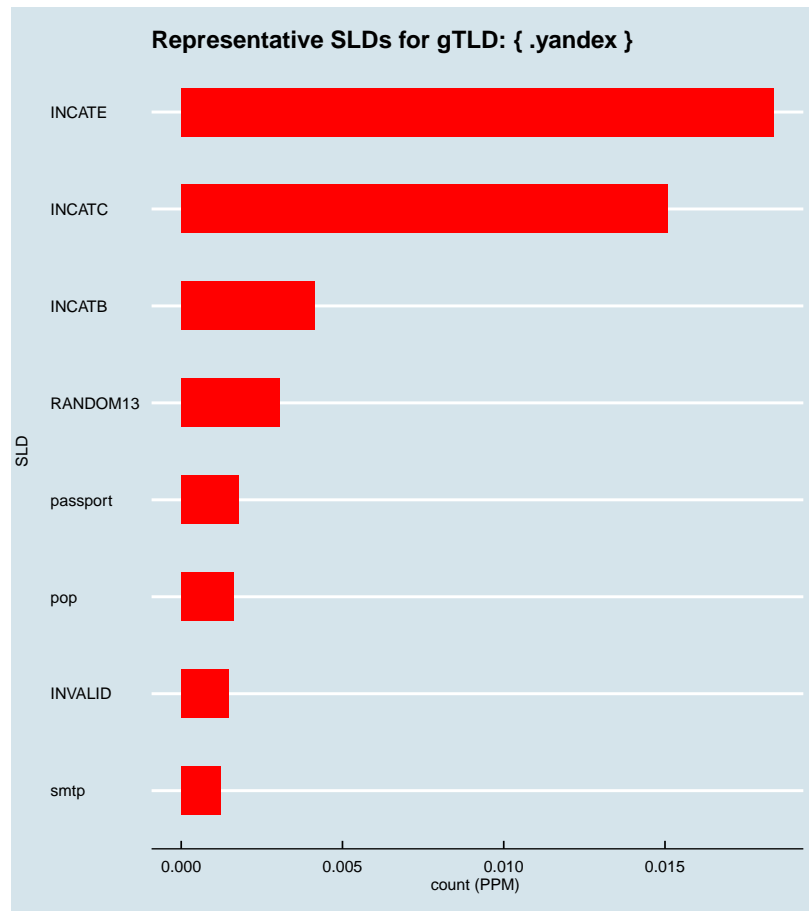


Figure 2.1843: Representative SLDs for gTLD: { .yandex }. The  $x$  axis displays number of times (in parts per million) the corresponding SLD ( $y$  axis) was found in the gTLD.

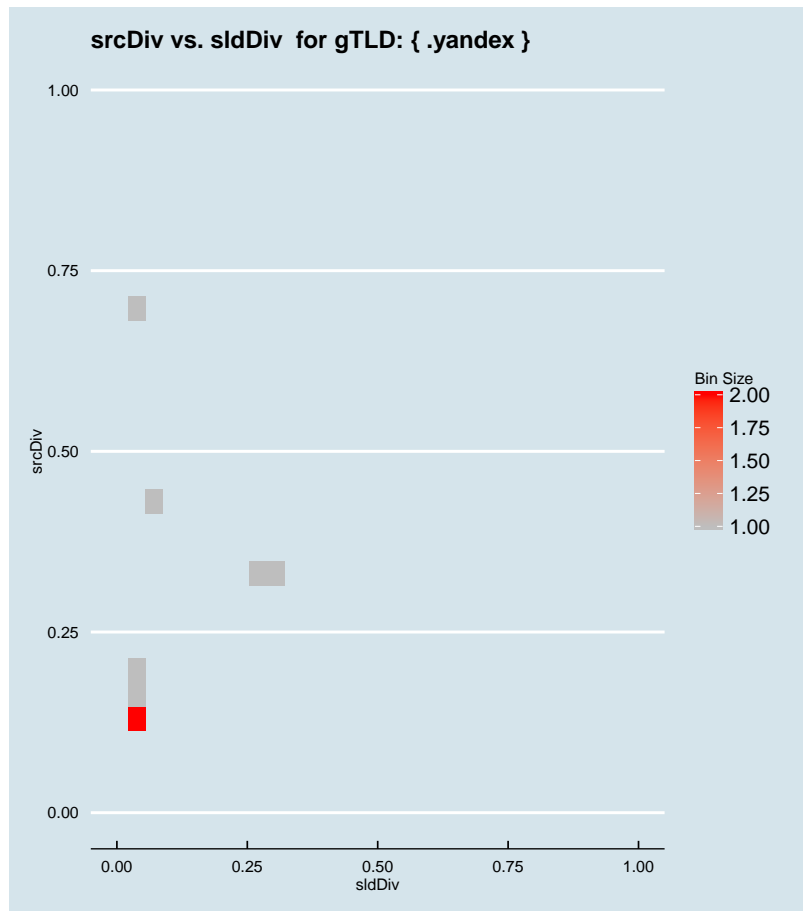


Figure 2.1844: Binned scatter-plot of srcDiv and sldDiv for gTLD: {.yandex}.

### :: 2.1358 Representative SLDs for gTLD: {.yellowpages}

In this section, we collect representative SLDs related to gTLD: 'yellowpages'. We found 1 unique SLDs after filtering. A total of 2729 records were considered representative and they are 79.033% of the gTLD dump. Since the total number of records for this gTLD is 2729, there are 0 non-representative records (NRep). In addition, this set comprises 1.12E-6 of the entire data-set. Table 2.923 shows the corresponding SLDs ordered by the level of importance. Figure 2.1845 shows the record count (PPM) for each representative SLD. Figure 2.1846 shows the binned scatter-plot of srcDiv and sldDiv.

► {.yellowpages}  
 Total SLDs: 1  
 a-sldDiv: 79.033%  
 a-oR: 0.000%  
 NRep: 0

Individual SLD descriptors for gTLD: {yellowpages}										
SLD	count	sldDiv	$\phi$ -sldDiv	ipcount	srcDiv	$\phi$ -srcDiv	oR	a-srcDiv	a-oR	rem
INCATE	0.003	0.790	1.000	0.002	0.694	0.235	1.12E-6	0.790	1.12E-6	0

Table 2.923: Top 1 most significant SLDs for gTLD 'yellowpages'. The SLD list holds 79.033% of the entries found in the gTLD and 1.12E-6 of the total number of entries for the entire experiment. **count** represents the number of records found for the SLD (in parts per million). **sldDiv** is the raw count divided by the number of records of this gTLD dump file. **oR** is the ratio of raw count to the total number of records of the experiment.  **$\phi$ -sldDiv** represents the  $\phi$  percentile of sldDiv on the entire data-set. **a-srcDiv** is the cumulative srcDiv variable. **a-oR** is the cumulative oR.




Figure 2.1845: Representative SLDs for gTLD: { .yellowpages}. The  $x$  axis displays number of times (in parts per million) the corresponding SLD ( $y$  axis) was found in the gTLD.

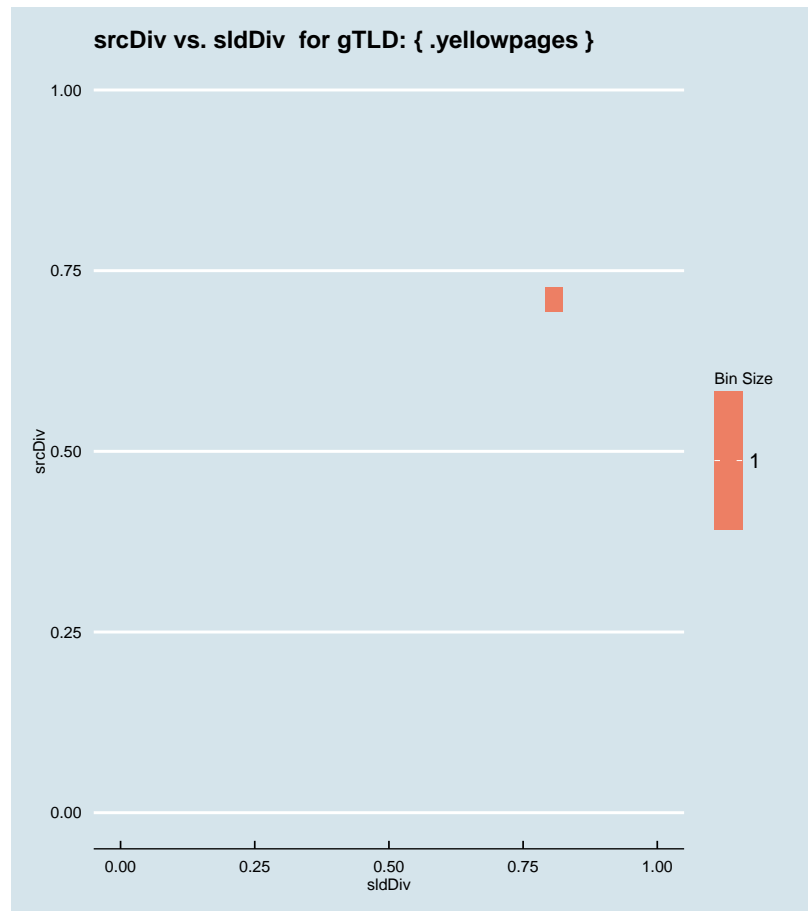


Figure 2.1846: Binned scatter-plot of srcDiv and sldDiv for gTLD: { .yellowpages }.

### ∴ 2.1359 Representative SLDs for gTLD: { .yodobashi }

In this section, we collect representative SLDs related to gTLD: 'yodobashi'. We found 0 unique SLDs after filtering. A total of 0 records were considered representative and they are 0.000% of the gTLD dump. Since the total number of records for this gTLD is 0, there are 0 non-representative records (NRep). In addition, this set comprises 0E0 of the entire data-set.

► { .yodobashi }  
Total SLDs: 0  
a-sldDiv: 0.000%  
a-oR: 0.000%  
NRep: 0

### ∴ 2.1360 Representative SLDs for gTLD: { .yoga }

In this section, we collect representative SLDs related to gTLD: 'yoga'. We found 1

► { .yoga }  
Total SLDs: 1  
a-sldDiv: 29.519%  
a-oR: 0.000%  
NRep: 0



unique SLDs after filtering. A total of 2936 records were considered representative and they are 29.519% of the gTLD dump. Since the total number of records for this gTLD is 2936, there are 0 non-representative records (NRep). In addition, this set comprises 1.2E−6 of the entire data-set. Table 2.924 shows the corresponding SLDs ordered by the level of importance. Figure 2.1847 shows the record count (PPM) for each representative SLD. Figure 2.1848 shows the binned scatter-plot of srcDiv and sldDiv.

Individual SLD descriptors for gTLD: {.yoga}										
SLD	count	sldDiv	$\phi$ -sldDiv	ipcount	srcDiv	$\phi$ -srcDiv	oR	a-srcDiv	a-oR	rem
INVALID	0.003	0.295	1.000	2.49E−4	0.085	0.013	1.2E−6	0.295	1.2E−6	0

Table 2.924: Top 1 most significant SLDs for gTLD 'yoga'. The SLD list holds 29.519% of the entries found in the gTLD and 1.2E−6 of the total number of entries for the entire experiment. **count** represents the number of records found for the SLD (in parts per million). **sldDiv** is the raw count divided by the number of records of this gTLD dump file. **oR** is the ratio of raw count to the total number of records of the experiment.  **$\phi$ -sldDiv** represents the  $\phi$  percentile of sldDiv on the entire data-set. **a-srcDiv** is the cumulative srcDiv variable. **a-oR** is the cumulative oR.

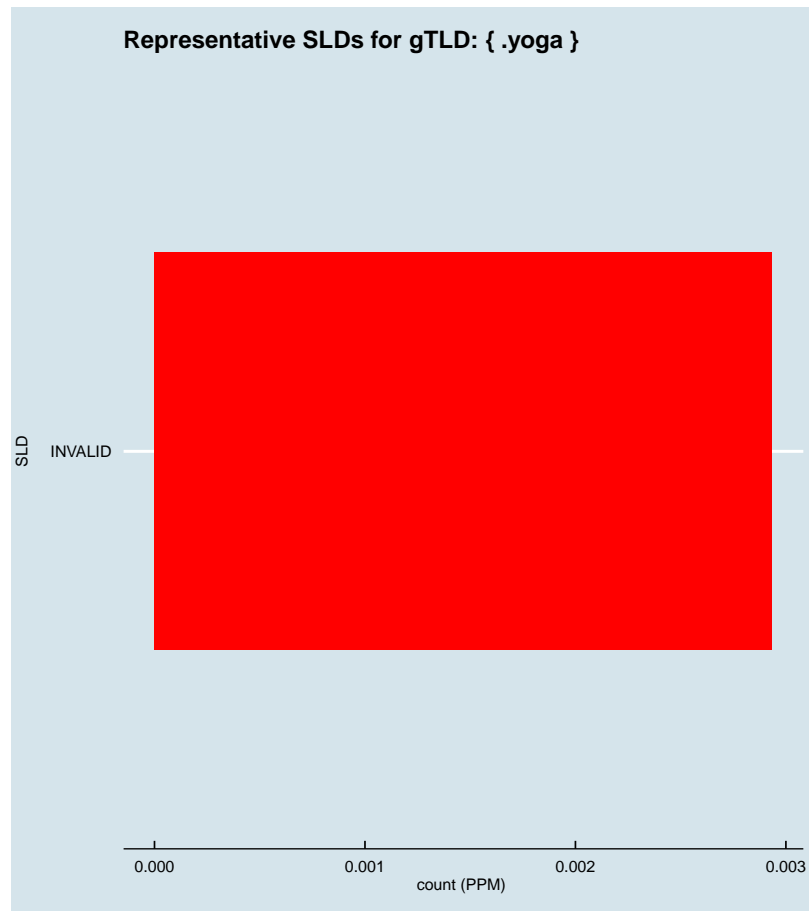


Figure 2.1847: Representative SLDs for gTLD: { .yoga }. The  $x$  axis displays number of times (in parts per million) the corresponding SLD ( $y$  axis) was found in the gTLD.

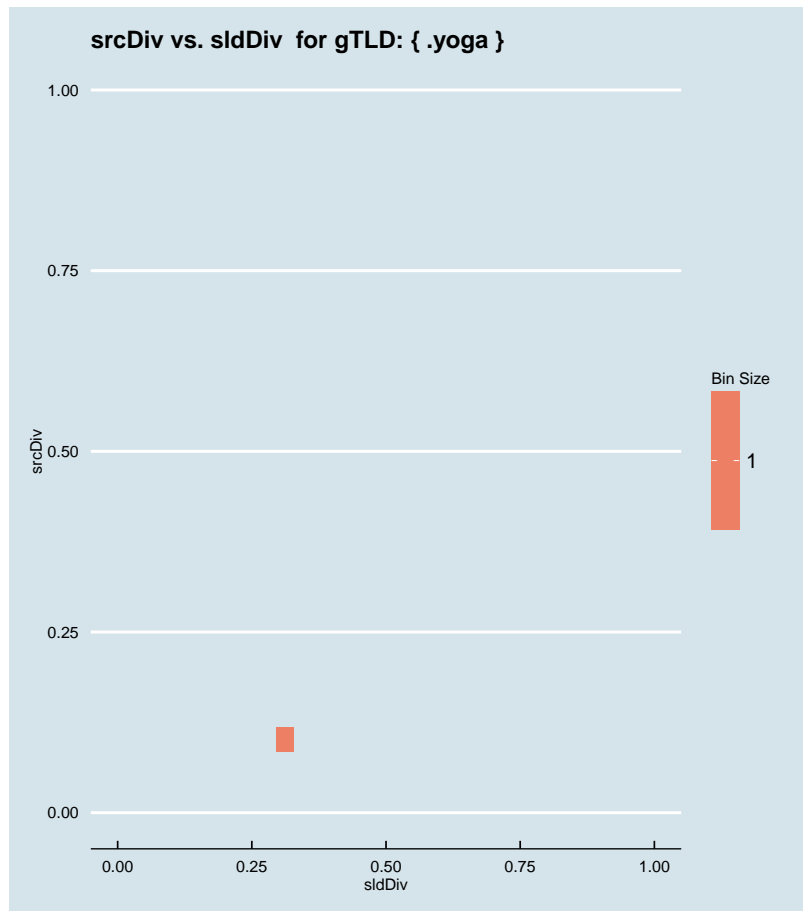


Figure 2.1848: Binned scatter-plot of srcDiv and sldDiv for gTLD: { .yoga }.

### :: 2.1361 Representative SLDs for gTLD: { .yokohama }

In this section, we collect representative SLDs related to gTLD: 'yokohama'. We found 2 unique SLDs after filtering. A total of 3883 records were considered representative and they are 35.814% of the gTLD dump. Since the total number of records for this gTLD is 3883, there are 0 non-representative records (NRep). In addition, this set comprises  $1.59E-6$  of the entire data-set. Table 2.925 shows the corresponding SLDs ordered by the level of importance. Figure 2.1849 shows the record count (PPM) for each representative SLD. Figure 2.1850 shows the binned scatter-plot of srcDiv and sldDiv.

► { .yokohama }  
 Total SLDs: 2  
 a-sldDiv: 35.814%  
 a-oR: 0.000%  
 NRep: 0



Individual SLD descriptors for gTLD: {.yokohama}										
SLD	count	sldDiv	$\phi$ -sldDiv	ipcount	srcDiv	$\phi$ -srcDiv	oR	a-srcDiv	a-oR	rem
INVALID	0.002	0.214	1.000	7.5E-5	0.032	0.003	9.52E-7	0.214	9.52E-7	1561
INCATF	0.002	0.144	1.000	1.15E-4	0.074	0.011	6.4E-7	0.358	1.59E-6	0

Table 2.925: Top 2 most significant SLDs for gTLD 'yokohama'. The SLD list holds 35.814% of the entries found in the gTLD and 1.59E-6 of the total number of entries for the entire experiment. **count** represents the number of records found for the SLD (in parts per million). **sldDiv** is the raw count divided by the number of records of this gTLD dump file. **oR** is the ratio of raw count to the total number of records of the experiment.  **$\phi$ -sldDiv** represents the  $\phi$  percentile of sldDiv on the entire data-set. **a-srcDiv** is the cumulative srcDiv variable. **a-oR** is the cumulative oR.

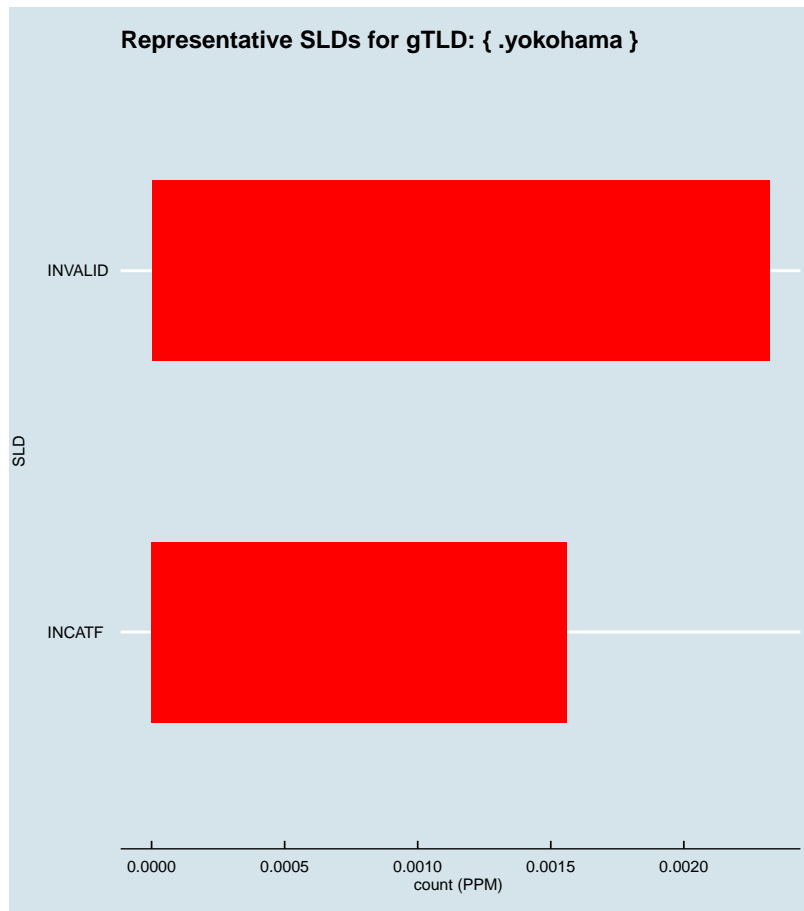


Figure 2.1849: Representative SLDs for gTLD: { .yokohama }. The x axis displays number of times (in parts per million) the corresponding SLD (y axis) was found in the gTLD.

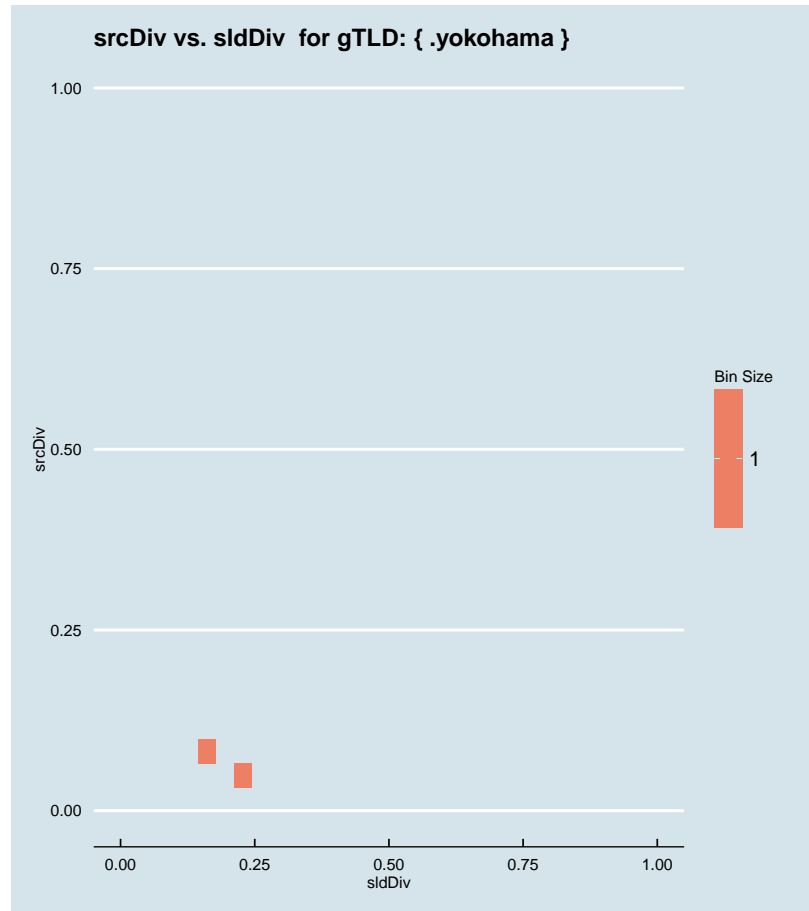


Figure 2.1850: Binned scatter-plot of srcDiv and sldDiv for gTLD: {.yokohama}.

### :: 2.1362 Representative SLDs for gTLD: {.you}

In this section, we collect representative SLDs related to gTLD: 'you'. We found 21 unique SLDs after filtering. A total of 964394 records were considered representative and they are 89.933% of the gTLD dump. Since the total number of records for this gTLD is 964394, there are 0 non-representative records (NRep). In addition, this set comprises  $3.95E-4$  of the entire data-set. Table 2.926 shows the corresponding SLDs ordered by the level of importance. Figure 2.1851 shows the record count (PPM) for each representative SLD. Figure 2.1852 shows the binned scatter-plot of srcDiv and sldDiv.

► {.you}  
Total SLDs: 21  
a-sldDiv: 89.933%  
a-oR: 0.040%  
NRep: 0

Individual SLD descriptors for gTLD: {you}										
SLD	count	sldDiv	$\phi$ -sldDiv	ipcount	srcDiv	$\phi$ -srcDiv	oR	a-srcDiv	a-oR	rem
INCATE	0.723	0.675	1.000	0.101	0.139	0.027	2.96E-4	0.675	2.96E-4	240941
INCATB	0.056	0.053	1.000	0.012	0.221	0.051	2.31E-5	0.727	3.2E-4	184467
INVALID	0.032	0.030	1.000	0.002	0.077	0.012	1.31E-5	0.757	3.33E-4	152397
SHORTSLD	0.028	0.026	0.999	0.010	0.343	0.097	1.15E-5	0.783	3.44E-4	124437
INCATC	0.025	0.023	0.999	0.009	0.358	0.099	1.01E-5	0.806	3.54E-4	99716
RANDOM13	0.019	0.017	0.999	0.001	0.062	0.008	7.69E-6	0.824	3.62E-4	80962
yourproxy	0.014	0.013	0.999	0.002	0.111	0.020	5.69E-6	0.837	3.68E-4	67073
RANDOM10	0.013	0.012	0.999	0.002	0.185	0.041	5.47E-6	0.849	3.73E-4	53720
fuck	0.013	0.012	0.999	0.005	0.407	0.114	5.4E-6	0.862	3.79E-4	40541
rofl	0.009	0.009	0.999	0.005	0.520	0.178	3.78E-6	0.870	3.82E-4	31324
www	0.005	0.005	0.999	0.003	0.581	0.191	1.99E-6	0.875	3.84E-4	26476
for	0.004	0.004	0.999	0.002	0.468	0.127	1.82E-6	0.879	3.86E-4	22028
thank	0.004	0.004	0.998	0.002	0.564	0.186	1.76E-6	0.883	3.88E-4	17735
are	0.004	0.004	0.998	0.003	0.691	0.234	1.57E-6	0.886	3.9E-4	13908
scammer	0.003	0.003	0.998	0.002	0.499	0.130	1.33E-6	0.889	3.91E-4	10651
wpad	0.002	0.002	0.998	7.33E-4	0.294	0.075	1.02E-6	0.892	3.92E-4	8162
2fwww	0.002	0.002	0.998	3.58E-4	0.149	0.030	9.84E-7	0.894	3.93E-4	5762
facebook	0.002	0.002	0.997	0.001	0.744	0.244	6.86E-7	0.896	3.94E-4	4087
tell	0.002	0.001	0.997	9.54E-4	0.594	0.192	6.59E-7	0.897	3.94E-4	2480
good	0.001	0.001	0.997	7.94E-4	0.628	0.204	5.18E-7	0.898	3.95E-4	1215
isatap	0.001	0.001	0.997	5.53E-4	0.455	0.125	4.98E-7	0.899	3.95E-4	0

Table 2.926: Top 21 most significant SLDs for gTLD 'you'. The SLD list holds 89.933% of the entries found in the gTLD and 3.95E-4 of the total number of entries for the entire experiment. **count** represents the number of records found for the SLD (in parts per million). **sldDiv** is the raw count divided by the number of records of this gTLD dump file. **oR** is the ratio of raw count to the total number of records of the experiment.  $\phi$ -**sldDiv** represents the  $\phi$  percentile of sldDiv on the entire data-set. **a-srcDiv** is the cumulative srcDiv variable. **a-oR** is the cumulative oR.

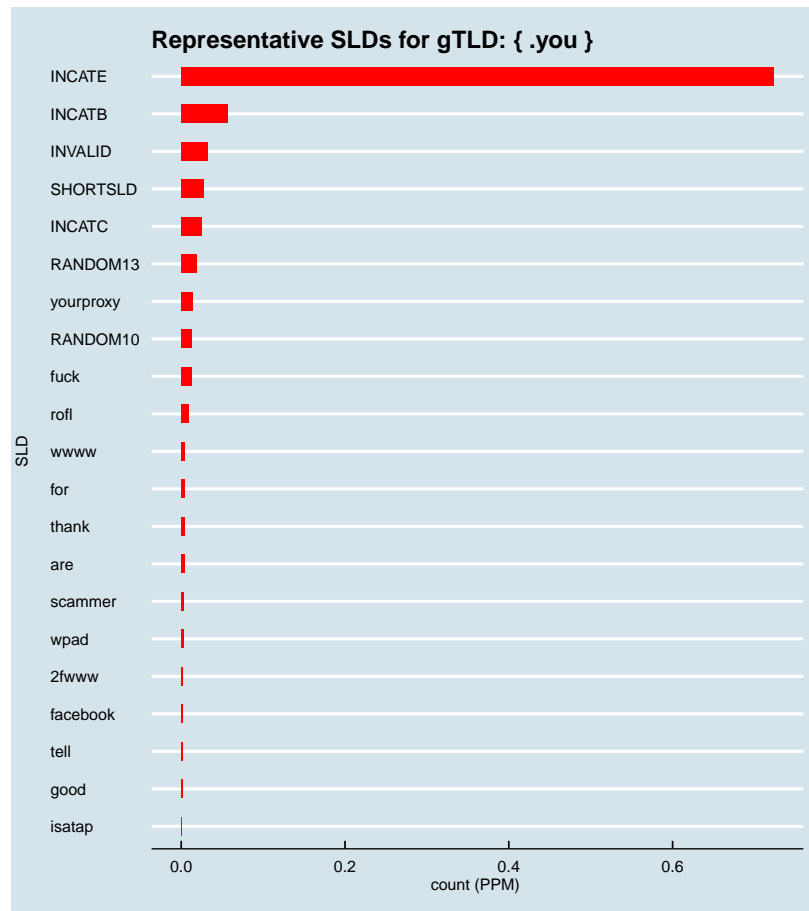


Figure 2.1851: Representative SLDs for gTLD: { .you }. The  $x$  axis displays number of times (in parts per million) the corresponding SLD ( $y$  axis) was found in the gTLD.

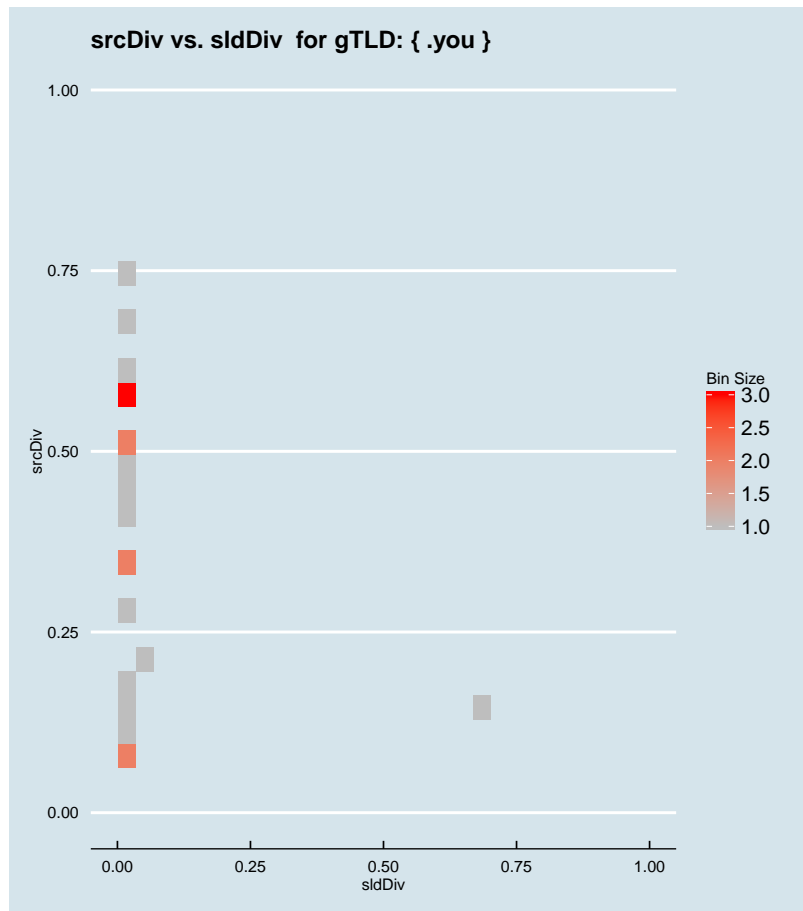


Figure 2.1852: Binned scatter-plot of srcDiv and sldDiv for gTLD: { .you }.

### :: 2.1363 Representative SLDs for gTLD: { .youtube }

In this section, we collect representative SLDs related to gTLD: 'youtube'. We found 10 unique SLDs after filtering. A total of 1353767 records were considered representative and they are 98.655% of the gTLD dump. Since the total number of records for this gTLD is 1353767, there are 0 non-representative records (NRep). In addition, this set comprises 5.55E−4 of the entire data-set. Table 2.927 shows the corresponding SLDs ordered by the level of importance. Figure 2.1853 shows the record count (PPM) for each representative SLD. Figure 2.1854 shows the binned scatter-plot of srcDiv and sldDiv.

► { .youtube }  
 Total SLDs: 10  
 a-sldDiv: 98.655%  
 a-oR: 0.055%  
 NRep: 0

Individual SLD descriptors for gTLD: {youtube}										
SLD	count	sldDiv	$\phi$ -sldDiv	ipcount	srcDiv	$\phi$ -srcDiv	oR	a-srcDiv	a-oR	rem
INCATE	1.274	0.928	1.000	0.146	0.114	0.021	5.22E-4	0.928	5.22E-4	79842
SHORTSLD	0.025	0.018	0.999	0.009	0.355	0.098	1.04E-5	0.947	5.32E-4	54491
INVALID	0.016	0.012	0.999	0.002	0.136	0.026	6.52E-6	0.958	5.39E-4	38592
RANDOM13	0.011	0.008	0.999	0.001	0.097	0.016	4.56E-6	0.967	5.44E-4	27470
INCATB	0.011	0.008	0.999	0.005	0.447	0.123	4.4E-6	0.974	5.48E-4	16735
www	0.006	0.004	0.999	0.003	0.539	0.181	2.46E-6	0.979	5.5E-4	10736
RANDOM10	0.004	0.003	0.998	5.78E-4	0.161	0.033	1.47E-6	0.981	5.52E-4	7149
INCATC	0.003	0.002	0.998	0.002	0.590	0.192	1.25E-6	0.984	5.53E-4	4090
vnd	0.002	0.002	0.997	0.001	0.461	0.126	9.09E-7	0.985	5.54E-4	1872
www	0.002	0.001	0.997	0.001	0.552	0.184	7.67E-7	0.987	5.55E-4	0

Table 2.927: Top 10 most significant SLDs for gTLD 'youtube'. The SLD list holds 98.655% of the entries found in the gTLD and 5.55E-4 of the total number of entries for the entire experiment. **count** represents the number of records found for the SLD (in parts per million). **sldDiv** is the raw count divided by the number of records of this gTLD dump file. **oR** is the ratio of raw count to the total number of records of the experiment.  **$\phi$ -sldDiv** represents the  $\phi$  percentile of sldDiv on the entire data-set. **a-srcDiv** is the cumulative srcDiv variable. **a-oR** is the cumulative oR.

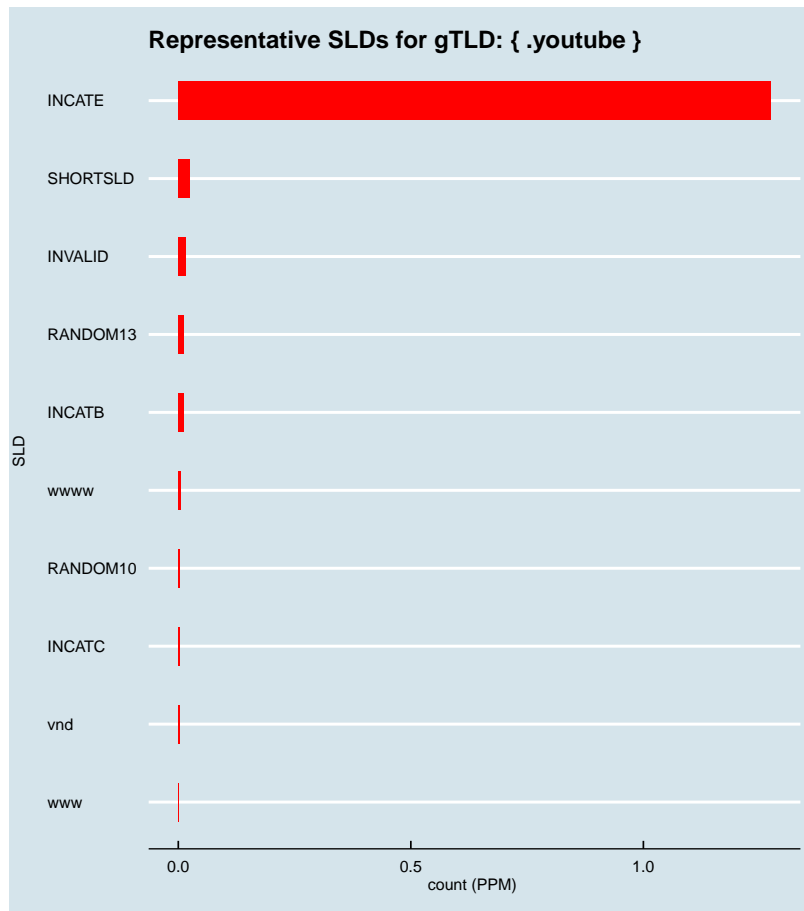


Figure 2.1853: Representative SLDs for gTLD: { .youtube }. The x axis displays number of times (in parts per million) the corresponding SLD (y axis) was found in the gTLD.



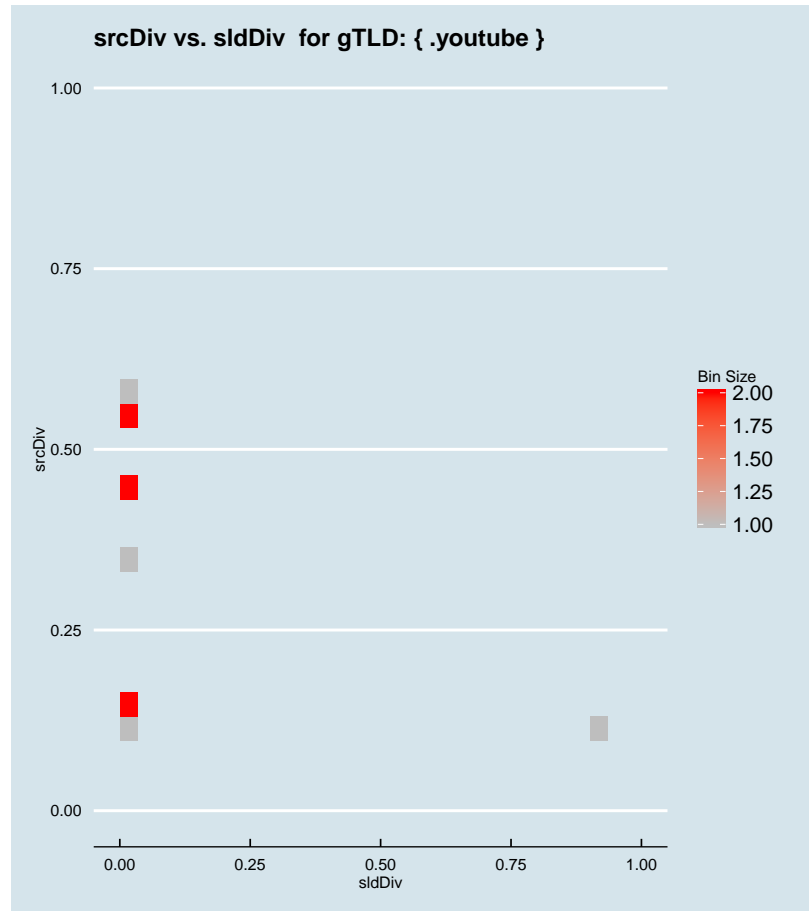


Figure 2.1854: Binned scatter-plot of srcDiv and sldDiv for gTLD: { .youtube }.

### :: 2.1364 Representative SLDs for gTLD: { .yun }

In this section, we collect representative SLDs related to gTLD: 'yun'. We found 2 unique SLDs after filtering. A total of 2772 records were considered representative and they are 25.890% of the gTLD dump. Since the total number of records for this gTLD is 2772, there are 0 non-representative records (NRep). In addition, this set comprises 1.14E-6 of the entire data-set. Table 2.928 shows the corresponding SLDs ordered by the level of importance. Figure 2.1855 shows the record count (PPM) for each representative SLD. Figure 2.1856 shows the binned scatter-plot of srcDiv and sldDiv.

► { .yun }  
Total SLDs: 2  
a-sldDiv: 25.890%  
a-oR: 0.000%  
NRep: 0

Individual SLD descriptors for gTLD: {yun}										
SLD	count	sldDiv	$\phi$ -sldDiv	ipcount	srcDiv	$\phi$ -srcDiv	oR	a-srcDiv	a-oR	rem
INCATB	0.002	0.141	1.000	2.29E-4	0.152	0.031	6.19E-7	0.141	6.19E-7	1261
INVALID	0.001	0.118	1.000	2.11E-4	0.167	0.037	5.17E-7	0.259	1.14E-6	0

Table 2.928: Top 2 most significant SLDs for gTLD 'yun'. The SLD list holds 25.890% of the entries found in the gTLD and 1.14E-6 of the total number of entries for the entire experiment. **count** represents the number of records found for the SLD (in parts per million). **sldDiv** is the raw count divided by the number of records of this gTLD dump file. **oR** is the ratio of raw count to the total number of records of the experiment.  **$\phi$ -sldDiv** represents the  $\phi$  percentile of sldDiv on the entire data-set. **a-srcDiv** is the cumulative srcDiv variable. **a-oR** is the cumulative oR.

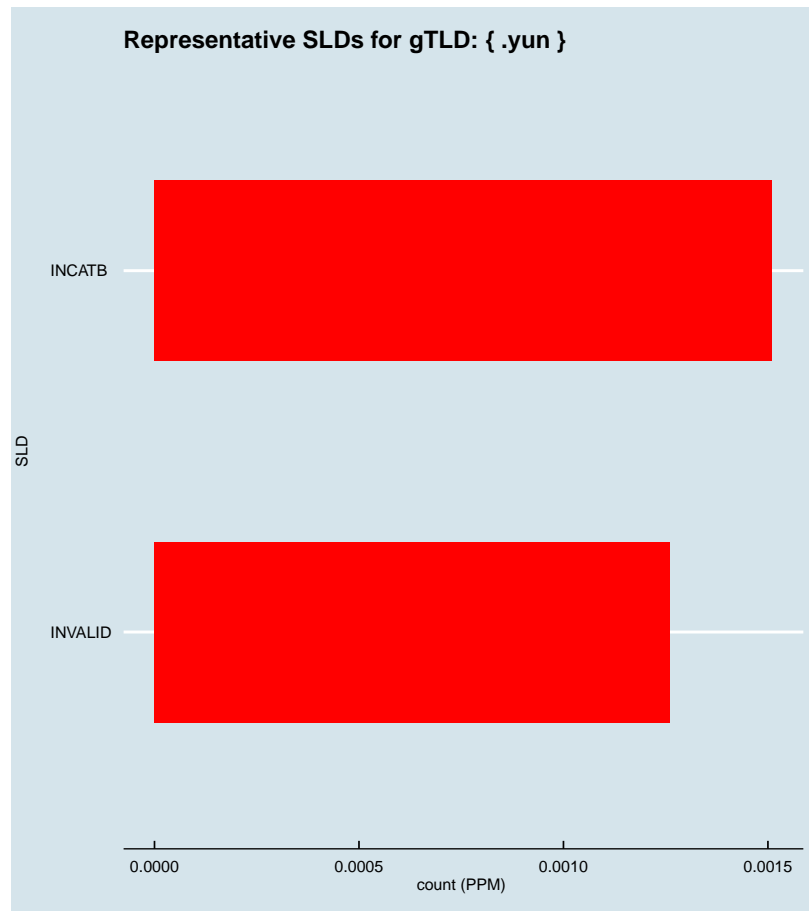


Figure 2.1855: Representative SLDs for gTLD: { .yun }. The  $x$  axis displays number of times (in parts per million) the corresponding SLD ( $y$  axis) was found in the gTLD.

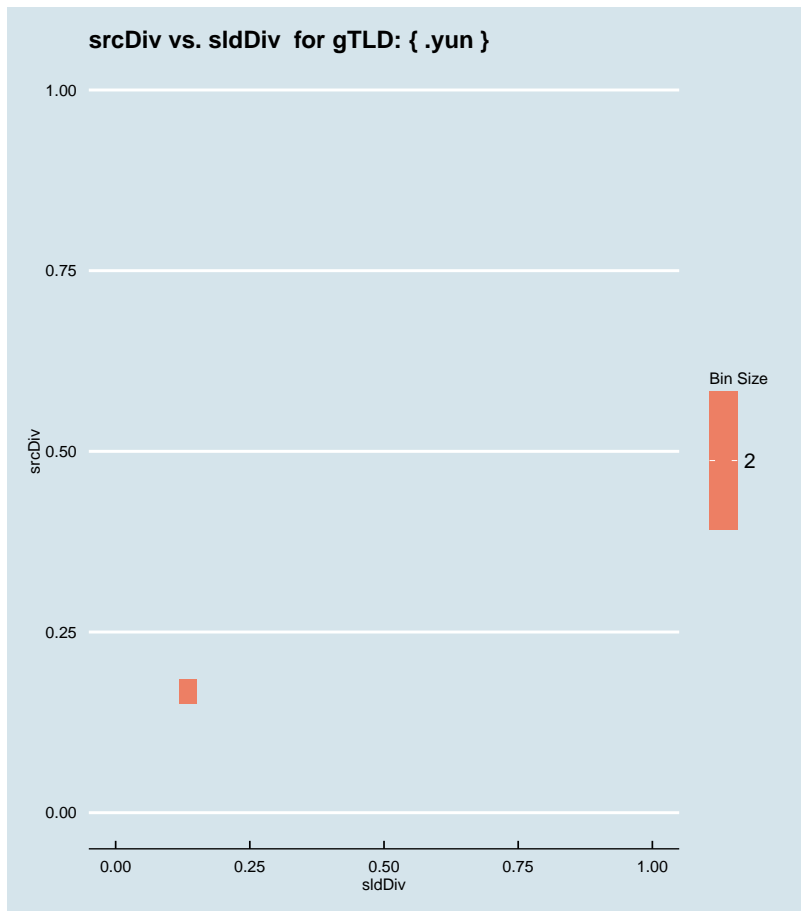


Figure 2.1856: Binned scatter-plot of srcDiv and sldDiv for gTLD: { .yun }.

### :: 2.1365 Representative SLDs for gTLD: { .zappos }

In this section, we collect representative SLDs related to gTLD: 'zappos'. We found 1 unique SLDs after filtering. A total of 1301 records were considered representative and they are 64.888% of the gTLD dump. Since the total number of records for this gTLD is 1301, there are 0 non-representative records (NRep). In addition, this set comprises 5.33E-7 of the entire data-set. Table 2.929 shows the corresponding SLDs ordered by the level of importance. Figure 2.1857 shows the record count (PPM) for each representative SLD. Figure 2.1858 shows the binned scatter-plot of srcDiv and sldDiv.

► { .zappos }  
 Total SLDs: 1  
 a-sldDiv: 64.888%  
 a-oR: 0.000%  
 NRep: 0

Individual SLD descriptors for gTLD: {.zappos}										
SLD	count	sldDiv	$\phi$ -sldDiv	ipcount	srcDiv	$\phi$ -srcDiv	oR	a-srcDiv	a-oR	rem
INCATE	0.001	0.649	1.000	9.71E-4	0.746	0.244	5.33E-7	0.649	5.33E-7	0

Table 2.929: Top 1 most significant SLDs for gTLD 'zappos'. The SLD list holds 64.888% of the entries found in the gTLD and 5.33E-7 of the total number of entries for the entire experiment. **count** represents the number of records found for the SLD (in parts per million). **sldDiv** is the raw count divided by the number of records of this gTLD dump file. **oR** is the ratio of raw count to the total number of records of the experiment.  $\phi$ -**sldDiv** represents the  $\phi$  percentile of sldDiv on the entire data-set. **a-srcDiv** is the cumulative srcDiv variable. **a-oR** is the cumulative oR.




Figure 2.1857: Representative SLDs for gTLD: { .zappos}. The *x* axis displays number of times (in parts per million) the corresponding SLD (*y* axis) was found in the gTLD.

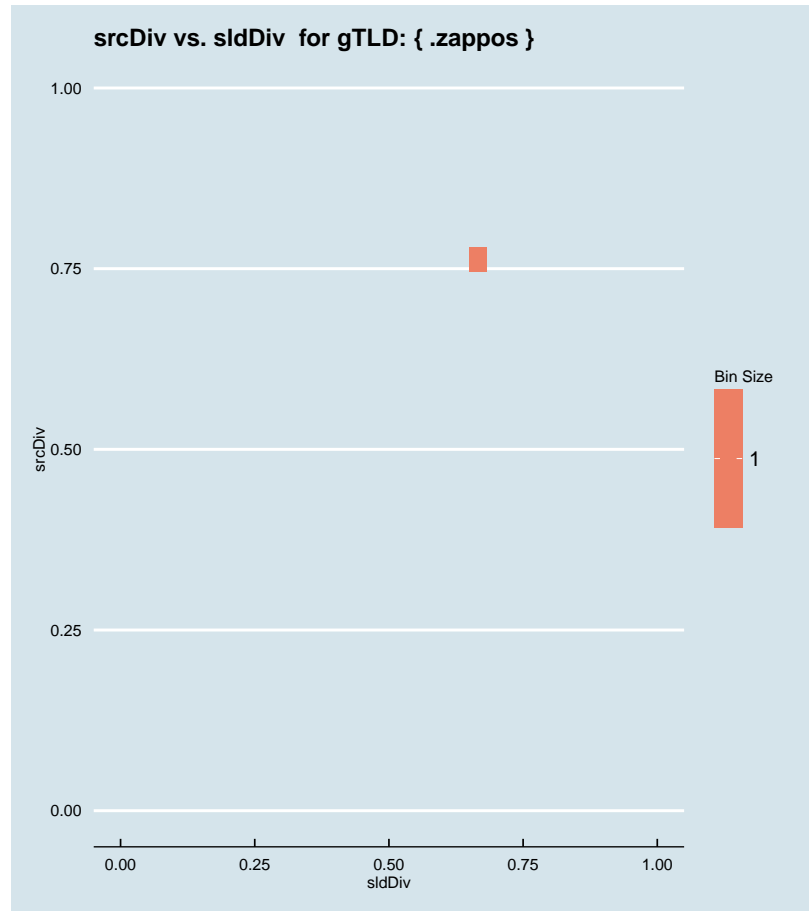


Figure 2.1858: Binned scatter-plot of srcDiv and sldDiv for gTLD: { .zappos }.

### ∴ 2.1366 Representative SLDs for gTLD: { .zara }

In this section, we collect representative SLDs related to gTLD: 'zara'. We found 2 unique SLDs after filtering. A total of 3775 records were considered representative and they are 34.126% of the gTLD dump. Since the total number of records for this gTLD is 3775, there are 0 non-representative records (NRep). In addition, this set comprises 1.55E−6 of the entire data-set. Table 2.930 shows the corresponding SLDs ordered by the level of importance. Figure 2.1859 shows the record count (PPM) for each representative SLD. Figure 2.1860 shows the binned scatter-plot of srcDiv and sldDiv.

► { .zara }  
Total SLDs: 2  
a-sldDiv: 34.126%  
a-oR: 0.000%  
NRep: 0



Individual SLD descriptors for gTLD: {.zara}										
SLD	count	sldDiv	$\phi$ -sldDiv	ipcount	srcDiv	$\phi$ -srcDiv	oR	a-srcDiv	a-oR	rem
INCATE	0.002	0.215	1.000	0.002	0.743	0.244	9.74E-7	0.215	9.74E-7	1398
RANDOM10	0.001	0.126	1.000	1.7E-4	0.122	0.022	5.73E-7	0.341	1.55E-6	0

Table 2.930: Top 2 most significant SLDs for gTLD 'zara'. The SLD list holds 34.126% of the entries found in the gTLD and 1.55E-6 of the total number of entries for the entire experiment. **count** represents the number of records found for the SLD (in parts per million). **sldDiv** is the raw count divided by the number of records of this gTLD dump file. **oR** is the ratio of raw count to the total number of records of the experiment.  $\phi$ -**sldDiv** represents the  $\phi$  percentile of sldDiv on the entire data-set. **a-srcDiv** is the cumulative srcDiv variable. **a-oR** is the cumulative oR.



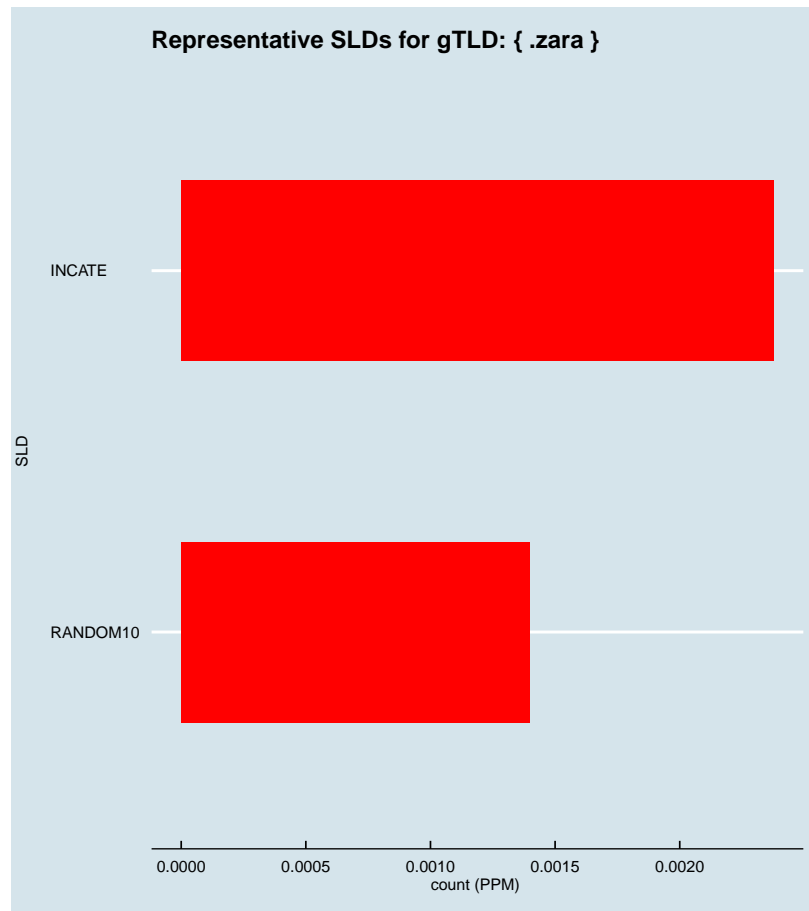


Figure 2.1859: Representative SLDs for gTLD: { .zara }. The  $x$  axis displays number of times (in parts per million) the corresponding SLD ( $y$  axis) was found in the gTLD.

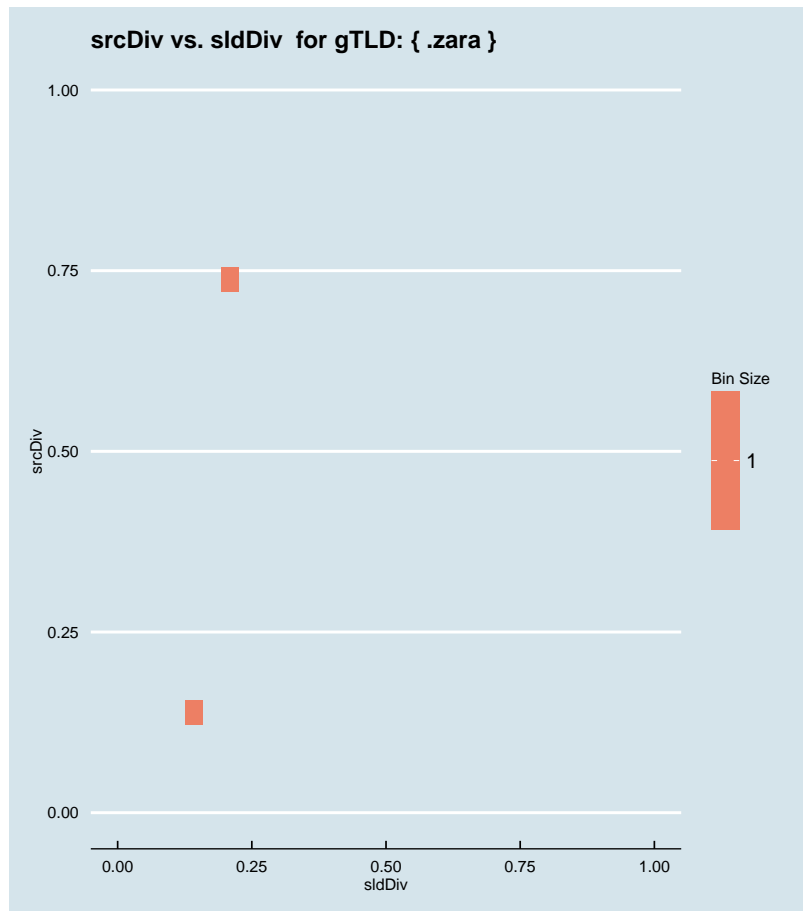


Figure 2.1860: Binned scatter-plot of srcDiv and sldDiv for gTLD: { .zara }.

### :: 2.1367 Representative SLDs for gTLD: { .zero }

In this section, we collect representative SLDs related to gTLD: 'zero'. We found 11 unique SLDs after filtering. A total of 55485 records were considered representative and they are 78.373% of the gTLD dump. Since the total number of records for this gTLD is 55485, there are 0 non-representative records (NRep). In addition, this set comprises  $2.27E-5$  of the entire data-set. Table 2.931 shows the corresponding SLDs ordered by the level of importance. Figure 2.1861 shows the record count (PPM) for each representative SLD. Figure 2.1862 shows the binned scatter-plot of srcDiv and sldDiv.

► { .zero }  
 Total SLDs: 11  
 a-sldDiv: 78.373%  
 a-oR: 0.002%  
 NRep: 0

Individual SLD descriptors for gTLD: {zero}										
SLD	count	sldDiv	$\phi$ -sldDiv	ipcount	srcDiv	$\phi$ -srcDiv	oR	a-srcDiv	a-oR	rem
INCATB	0.015	0.207	1.000	0.004	0.258	0.066	6E-6	0.207	6E-6	40835
INVALID	0.012	0.164	1.000	7.16E-4	0.062	0.008	4.76E-6	0.371	1.08E-5	29215
RANDOM10	0.007	0.093	1.000	9.17E-4	0.139	0.027	2.7E-6	0.464	1.35E-5	22623
wpad	0.005	0.072	1.000	0.001	0.254	0.065	2.08E-6	0.536	1.55E-5	17548
INCATC	0.004	0.058	1.000	0.002	0.387	0.106	1.68E-6	0.594	1.72E-5	13437
RANDOM13	0.004	0.054	1.000	5.82E-4	0.152	0.031	1.57E-6	0.648	1.88E-5	9618
isatap	0.003	0.049	1.000	0.001	0.295	0.075	1.41E-6	0.696	2.02E-5	6177
INCATF	0.002	0.030	1.000	2.5E-4	0.117	0.021	8.77E-7	0.727	2.11E-5	4036
azaka	0.002	0.022	0.999	5E-6	0.003	1.05E-4	6.34E-7	0.749	2.17E-5	2490
aka	0.001	0.018	0.999	7.55E-4	0.595	0.193	5.2E-7	0.766	2.22E-5	1221
INCATE	0.001	0.017	0.999	8.75E-4	0.717	0.241	5E-7	0.784	2.27E-5	0

Table 2.931: Top 11 most significant SLDs for gTLD 'zero'. The SLD list holds 78.373% of the entries found in the gTLD and 2.27E-5 of the total number of entries for the entire experiment. **count** represents the number of records found for the SLD (in parts per million). **sldDiv** is the raw count divided by the number of records of this gTLD dump file. **oR** is the ratio of raw count to the total number of records of the experiment.  $\phi$ -**sldDiv** represents the  $\phi$  percentile of sldDiv on the entire data-set. **a-srcDiv** is the cumulative srcDiv variable. **a-oR** is the cumulative oR.

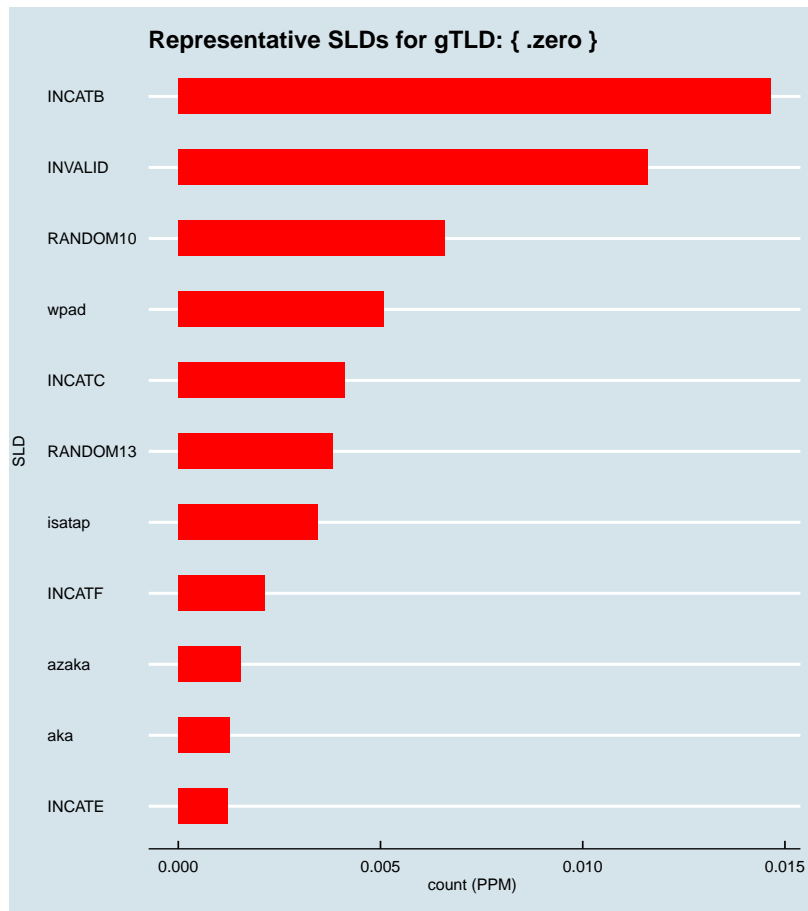


Figure 2.1861: Representative SLDs for gTLD: { .zero}. The *x* axis displays number of times (in parts per million) the corresponding SLD (*y* axis) was found in the gTLD.

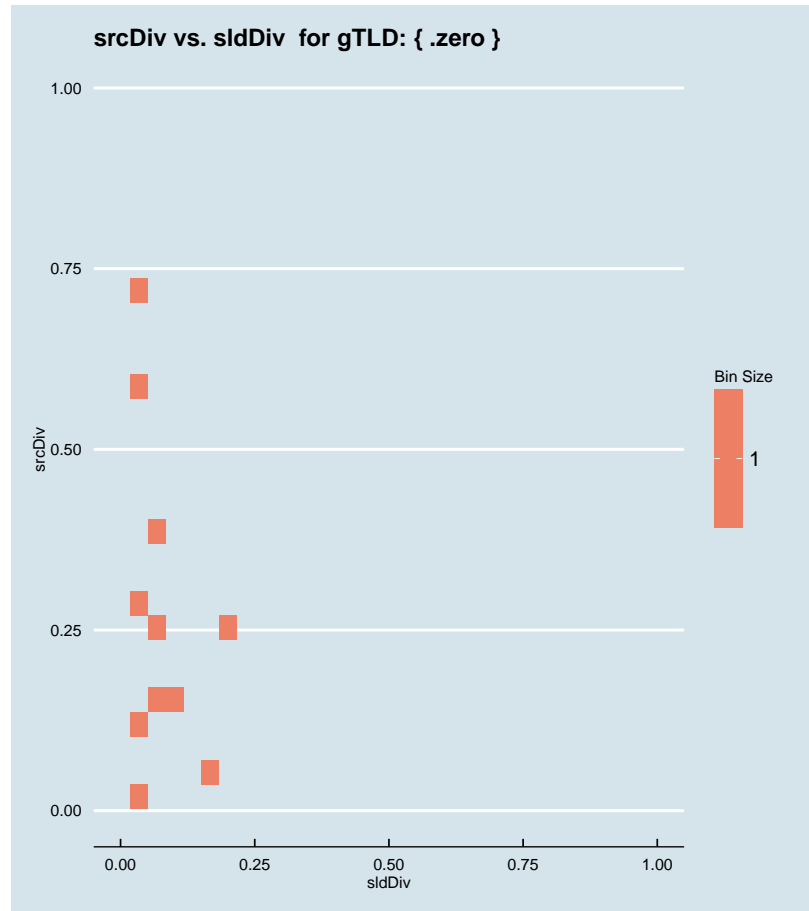


Figure 2.1862: Binned scatter-plot of srcDiv and sldDiv for gTLD: { .zero }.

### ∴ 2.1368 Representative SLDs for gTLD: { .zip }

In this section, we collect representative SLDs related to gTLD: 'zip'. We found 18 unique SLDs after filtering. A total of 261675 records were considered representative and they are 56.304% of the gTLD dump. Since the total number of records for this gTLD is 261675, there are 0 non-representative records (NRep). In addition, this set comprises  $1.07E-4$  of the entire data-set. Table 2.932 shows the corresponding SLDs ordered by the level of importance. Figure 2.1863 shows the record count (PPM) for each representative SLD. Figure 2.1864 shows the binned scatter-plot of srcDiv and sldDiv.

► { .zip }  
Total SLDs: 18  
a-sldDiv: 56.304%  
a-oR: 0.011%  
NRep: 0

Individual SLD descriptors for gTLD: {zip}										
SLD	count	sldDiv	$\phi$ -sldDiv	ipcount	srcDiv	$\phi$ -srcDiv	oR	a-srcDiv	a-oR	rem
INVALID	0.150	0.322	1.000	0.022	0.144	0.029	6.13E-5	0.322	6.13E-5	112151
RANDOM13	0.027	0.059	1.000	0.003	0.127	0.024	1.12E-5	0.380	7.25E-5	84860
INCATB	0.023	0.049	1.000	0.006	0.259	0.066	9.3E-6	0.429	8.18E-5	62161
SHORTSLD	0.022	0.047	1.000	0.008	0.363	0.100	8.98E-6	0.476	9.07E-5	40237
INCATC	0.006	0.013	0.999	0.003	0.503	0.177	2.49E-6	0.490	9.32E-5	34171
RANDOM10	0.006	0.013	0.999	0.003	0.479	0.129	2.48E-6	0.503	9.57E-5	28110
1ads-zh	0.006	0.013	0.999	0.001	0.212	0.049	2.4E-6	0.515	9.81E-5	22249
update	0.004	0.009	0.999	0.003	0.678	0.233	1.72E-6	0.524	9.98E-5	18064
INCATD	0.004	0.008	0.999	0.002	0.519	0.178	1.6E-6	0.533	1.01E-4	14163
businessap...	0.002	0.005	0.999	4.6E-4	0.216	0.051	8.71E-7	0.537	1.02E-4	12038
1datav1	0.002	0.004	0.999	9.83E-4	0.471	0.128	8.56E-7	0.542	1.03E-4	9950
INCATE	0.002	0.004	0.998	0.001	0.714	0.241	7.29E-7	0.545	1.04E-4	8172
INCATF	0.002	0.004	0.998	4.3E-5	0.026	0.002	6.86E-7	0.549	1.05E-4	6498
www64	0.001	0.003	0.998	7.83E-4	0.548	0.183	5.86E-7	0.552	1.05E-4	5068
jpforpartn...	0.001	0.003	0.998	3.5E-5	0.027	0.002	5.29E-7	0.555	1.06E-4	3776
sivry	0.001	0.003	0.998	2.9E-5	0.022	0.002	5.29E-7	0.558	1.06E-4	2486
internet	0.001	0.003	0.998	5.51E-4	0.432	0.120	5.23E-7	0.560	1.07E-4	1210
livetri	0.001	0.003	0.998	2.28E-4	0.188	0.042	4.96E-7	0.563	1.07E-4	0

Table 2.932: Top 18 most significant SLDs for gTLD 'zip'. The SLD list holds 56.304% of the entries found in the gTLD and 1.07E-4 of the total number of entries for the entire experiment. **count** represents the number of records found for the SLD (in parts per million). **sldDiv** is the raw count divided by the number of records of this gTLD dump file. **oR** is the ratio of raw count to the total number of records of the experiment.  **$\phi$ -sldDiv** represents the  $\phi$  percentile of sldDiv on the entire data-set. **a-srcDiv** is the cumulative srcDiv variable. **a-oR** is the cumulative oR.

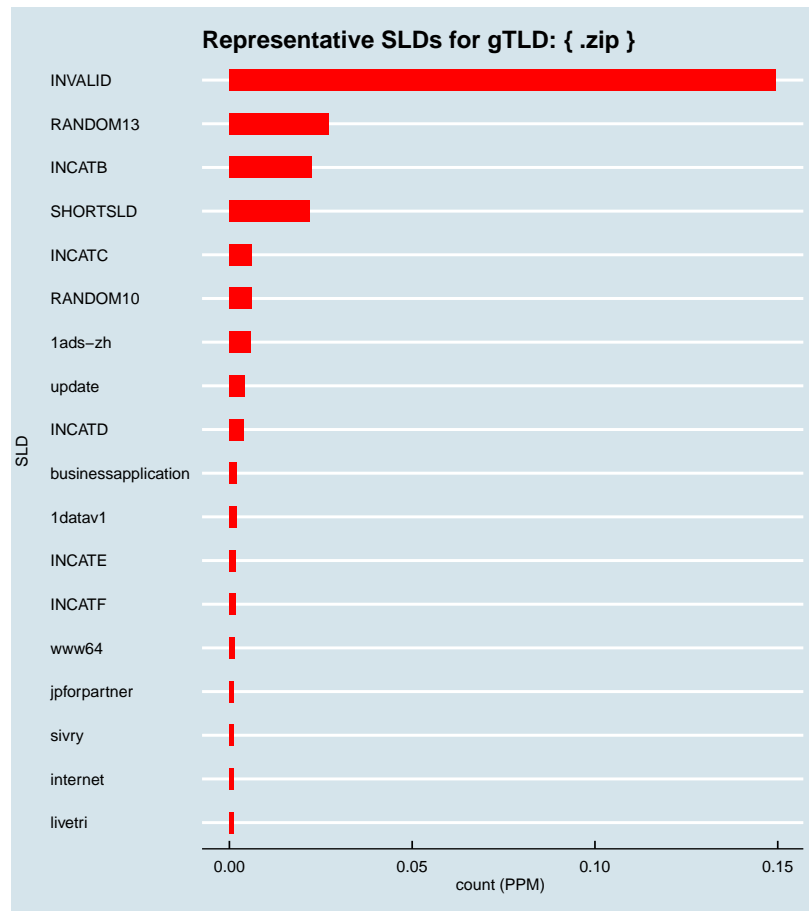


Figure 2.1863: Representative SLDs for gTLD: { .zip }. The  $x$  axis displays number of times (in parts per million) the corresponding SLD ( $y$  axis) was found in the gTLD.

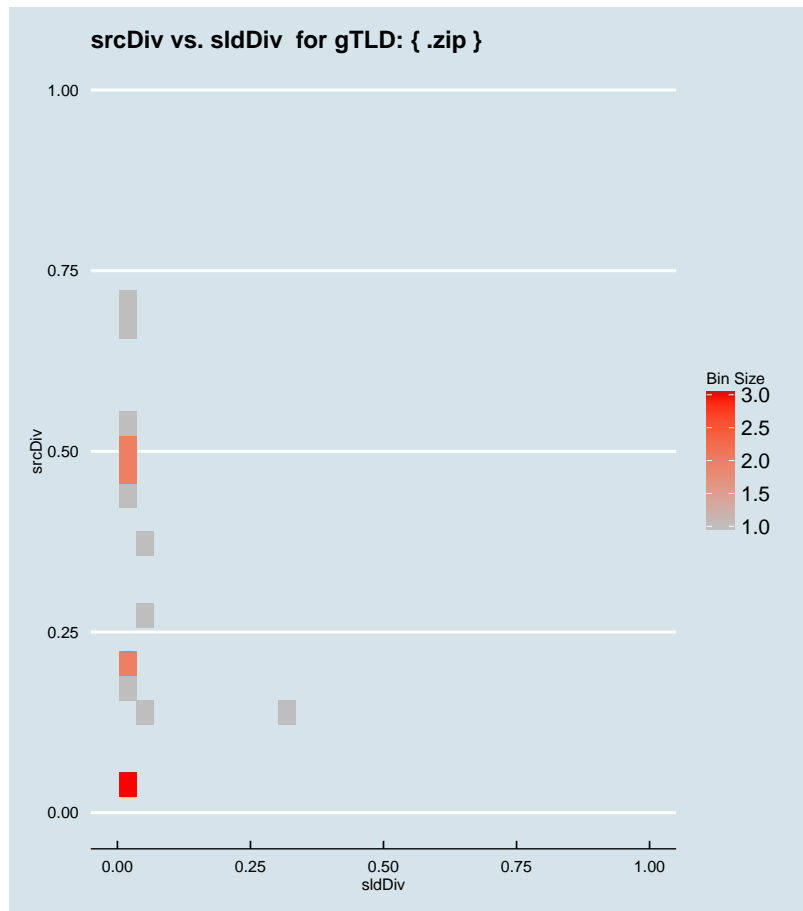


Figure 2.1864: Binned scatter-plot of srcDiv and sldDiv for gTLD: { .zip }.

⚡ 2.1369 Representative SLDs for gTLD: { .zippo }

In this section, we collect representative SLDs related to gTLD: 'zippo'. We found 0 unique SLDs after filtering. A total of 0 records were considered representative and they are 0.000% of the gTLD dump. Since the total number of records for this gTLD is 0, there are 0 non-representative records (NRep). In addition, this set comprises 0E0 of the entire data-set.

► { .zippo }  
 Total SLDs: 0  
 a-sldDiv: 0.000%  
 a-oR: 0.000%  
 NRep: 0

⚡ 2.1370 Representative SLDs for gTLD: { .zone }

In this section, we collect representative SLDs related to gTLD: 'zone'. We found 57

► { .zone }  
 Total SLDs: 57  
 a-sldDiv: 95.387%  
 a-oR: 0.045%  
 NRep: 0



unique SLDs after filtering. A total of 1089808 records were considered representative and they are 95.387% of the gTLD dump. Since the total number of records for this gTLD is 1089808, there are 0 non-representative records (NRep). In addition, this set comprises  $4.47\text{E}-4$  of the entire data-set. Table 2.933 shows the corresponding SLDs ordered by the level of importance. Figure 2.1865 shows the record count (PPM) for each representative SLD. Figure 2.1866 shows the binned scatter-plot of srcDiv and sldDiv.

Individual SLD descriptors for gTLD: {zone}										
SLD	count	sldDiv	$\phi$ -sldDiv	ipcount	srcDiv	$\phi$ -srcDiv	oR	a-srcDiv	a-oR	rem
capita	0.228	0.200	1.000	0.004	0.016	0.001	9.36E-5	0.200	9.36E-5	861506
iphone-tes...	0.139	0.122	1.000	0.015	0.107	0.019	5.7E-5	0.322	1.51E-4	722387
INCATF	0.119	0.104	1.000	0.007	0.055	0.007	4.88E-5	0.426	1.99E-4	603345
RANDOM13	0.092	0.080	1.000	0.002	0.027	0.002	3.75E-5	0.506	2.37E-4	511817
mwci	0.055	0.048	1.000	0.002	0.036	0.004	2.24E-5	0.554	2.59E-4	457056
globecastn...	0.052	0.046	1.000	1.85E-4	0.004	1.18E-4	2.14E-5	0.600	2.81E-4	404766
fleet	0.051	0.045	1.000	0.004	0.070	0.010	2.09E-5	0.644	3.02E-4	353726
INCATD	0.047	0.041	1.000	0.003	0.056	0.007	1.91E-5	0.685	3.21E-4	307193
INVALID	0.024	0.021	0.999	0.002	0.087	0.014	9.77E-6	0.706	3.3E-4	283363
razer	0.020	0.017	0.999	0.002	0.099	0.016	8.04E-6	0.723	3.39E-4	263744
aspire	0.019	0.017	0.999	9.4E-5	0.005	1.81E-4	7.91E-6	0.740	3.46E-4	244450
internal	0.019	0.016	0.999	9.32E-4	0.050	0.006	7.59E-6	0.756	3.54E-4	225931
INCATB	0.015	0.013	0.999	0.002	0.152	0.031	5.98E-6	0.769	3.6E-4	211329
INCATC	0.014	0.012	0.999	0.004	0.286	0.074	5.84E-6	0.781	3.66E-4	197086
root	0.014	0.012	0.999	4.79E-4	0.034	0.003	5.79E-6	0.794	3.72E-4	182959
cbs-dbhf...	0.014	0.012	0.999	5.86E-4	0.043	0.005	5.57E-6	0.806	3.77E-4	169377
guardall	0.012	0.010	0.999	7E-6	6E-4	8.78E-6	4.78E-6	0.816	3.82E-4	157716
guest	0.010	0.009	0.999	1.33E-4	0.013	7.34E-4	4.26E-6	0.825	3.86E-4	147331
imagnet	0.010	0.009	0.999	5.26E-4	0.052	0.006	4.12E-6	0.834	3.9E-4	137273
rrpp	0.009	0.008	0.999	4.61E-4	0.050	0.006	3.74E-6	0.842	3.94E-4	128135
thi	0.008	0.007	0.999	2.26E-4	0.030	0.003	3.09E-6	0.848	3.97E-4	120606
speedy	0.007	0.006	0.999	0.001	0.155	0.032	2.95E-6	0.855	4E-4	113403
core	0.007	0.006	0.999	6.1E-4	0.086	0.013	2.92E-6	0.861	4.03E-4	106275
cpi	0.007	0.006	0.999	3.51E-4	0.050	0.006	2.85E-6	0.867	4.06E-4	99316
SHORTSLD	0.007	0.006	0.999	0.002	0.281	0.071	2.79E-6	0.873	4.09E-4	92508
dns	0.006	0.005	0.999	1.44E-4	0.024	0.002	2.5E-6	0.878	4.11E-4	86414
perimeter	0.006	0.005	0.999	5.1E-4	0.089	0.014	2.35E-6	0.883	4.14E-4	80688
oldi	0.006	0.005	0.999	4.69E-4	0.085	0.013	2.27E-6	0.888	4.16E-4	75138
nasswd	0.005	0.004	0.999	4.5E-5	0.009	4.24E-4	2.07E-6	0.893	4.18E-4	70075
karl	0.005	0.004	0.999	7.1E-5	0.014	8.59E-4	2.06E-6	0.897	4.2E-4	65056
exch	0.004	0.004	0.998	8.06E-4	0.181	0.039	1.82E-6	0.901	4.22E-4	60607
factory	0.004	0.003	0.998	5E-5	0.013	7.19E-4	1.62E-6	0.904	4.23E-4	56649
RANDOM10	0.004	0.003	0.998	7.23E-4	0.187	0.041	1.58E-6	0.908	4.25E-4	52789
local	0.004	0.003	0.998	4.01E-4	0.109	0.019	1.51E-6	0.911	4.26E-4	49110
smpfnet	0.004	0.003	0.998	1.3E-5	0.004	1.21E-4	1.48E-6	0.914	4.28E-4	45493

Table 2.933: Top 35 most significant SLDs for gTLD 'zone'. The SLD list holds 95.387% of the entries found in the gTLD and 4.47E-4 of the total number of entries for the entire experiment. **count** represents the number of records found for the SLD (in parts per million). **sldDiv** is the raw count divided by the number of records of this gTLD dump file. **oR** is the ratio of raw count to the total number of records of the experiment.  **$\phi$ -sldDiv** represents the  $\phi$  percentile of sldDiv on the entire data-set. **a-srcDiv** is the cumulative srcDiv variable. **a-oR** is the cumulative oR.

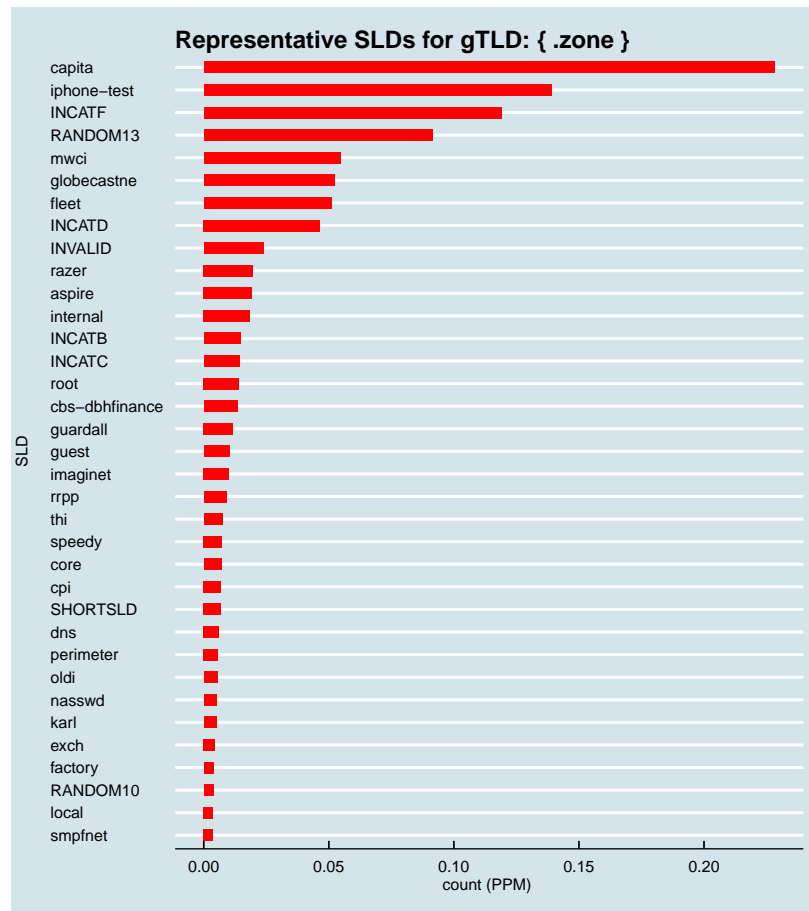


Figure 2.1865: Representative SLDs for gTLD: { .zone }. The  $x$  axis displays number of times (in parts per million) the corresponding SLD ( $y$  axis) was found in the gTLD.

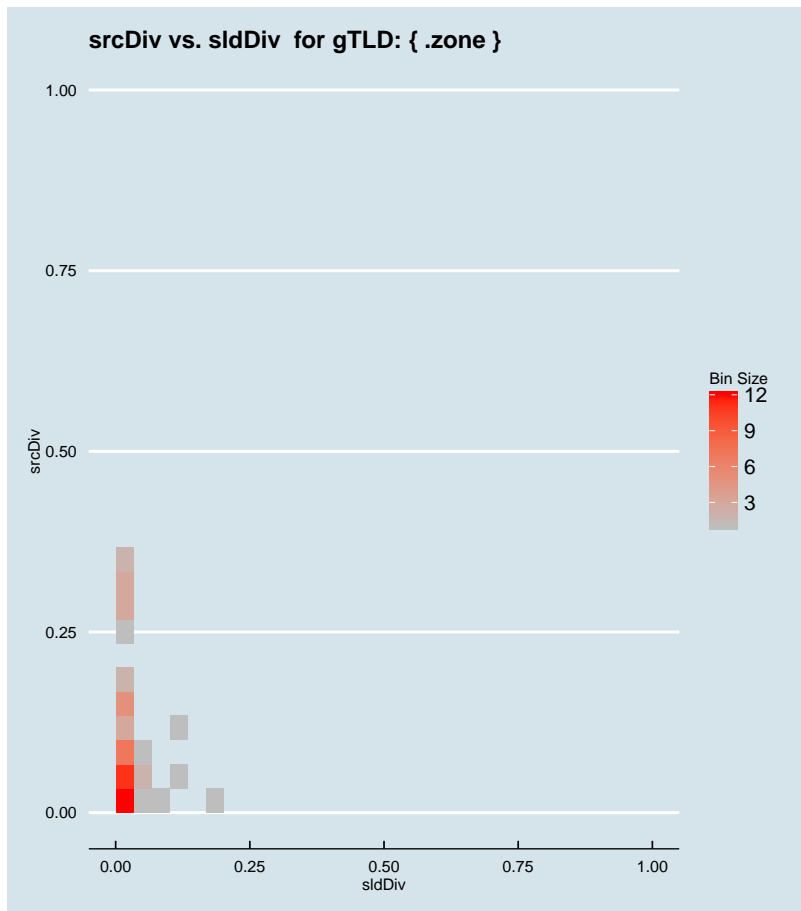


Figure 2.1866: Binned scatter-plot of srcDiv and sldDiv for gTLD: { .zone}.

∴ 2.1371 Representative SLDs for gTLD: { .zuerich}

In this section, we collect representative SLDs related to gTLD: 'zuerich'. We found 0 unique SLDs after filtering. A total of 0 records were considered representative and they are 0.000% of the gTLD dump. Since the total number of records for this gTLD is 0, there are 0 non-representative records (NRep). In addition, this set comprises 0E0 of the entire data-set.

► { .zuerich}  
 Total SLDs: 0  
 a-sldDiv: 0.000%  
 a-oR: 0.000%  
 NRep: 0

∴ 2.1372 Representative SLDs for gTLD: { .zulu}

In this section, we collect representative SLDs related to gTLD: 'zulu'. We found 5

► { .zulu}  
 Total SLDs: 5  
 a-sldDiv: 82.053%  
 a-oR: 0.001%  
 NRep: 0

unique SLDs after filtering. A total of 13277 records were considered representative and they are 82.053% of the gTLD dump. Since the total number of records for this gTLD is 13277, there are 0 non-representative records (NRep). In addition, this set comprises  $5.44E-6$  of the entire data-set. Table 2.934 shows the corresponding SLDs ordered by the level of importance. Figure 2.1867 shows the record count (PPM) for each representative SLD. Figure 2.1868 shows the binned scatter-plot of srcDiv and sldDiv.

Individual SLD descriptors for gTLD: {zulu}										
SLD	count	sldDiv	$\phi$ -sldDiv	ipcount	srcDiv	$\phi$ -srcDiv	oR	a-srcDiv	a-oR	rem
INVALID	0.007	0.431	1.000	$2.13E-4$	0.031	0.003	$2.86E-6$	0.431	$2.86E-6$	6305
RANDOM10	0.002	0.113	1.000	$1.99E-4$	0.109	0.019	$7.47E-7$	0.543	$3.6E-6$	4483
wpad	0.002	0.103	1.000	$2.84E-4$	0.171	0.037	$6.8E-7$	0.646	$4.28E-6$	2823
INCATB	0.002	0.097	1.000	$1.65E-4$	0.105	0.018	$6.41E-7$	0.743	$4.93E-6$	1258
isatap	0.001	0.078	1.000	$2.6E-4$	0.207	0.048	$5.16E-7$	0.821	$5.44E-6$	0

Table 2.934: Top 5 most significant SLDs for gTLD 'zulu'. The SLD list holds 82.053% of the entries found in the gTLD and  $5.44E-6$  of the total number of entries for the entire experiment. **count** represents the number of records found for the SLD (in parts per million). **sldDiv** is the raw count divided by the number of records of this gTLD dump file. **oR** is the ratio of raw count to the total number of records of the experiment.  **$\phi$ -sldDiv** represents the  $\phi$  percentile of sldDiv on the entire data-set. **a-srcDiv** is the cumulative srcDiv variable. **a-oR** is the cumulative oR.

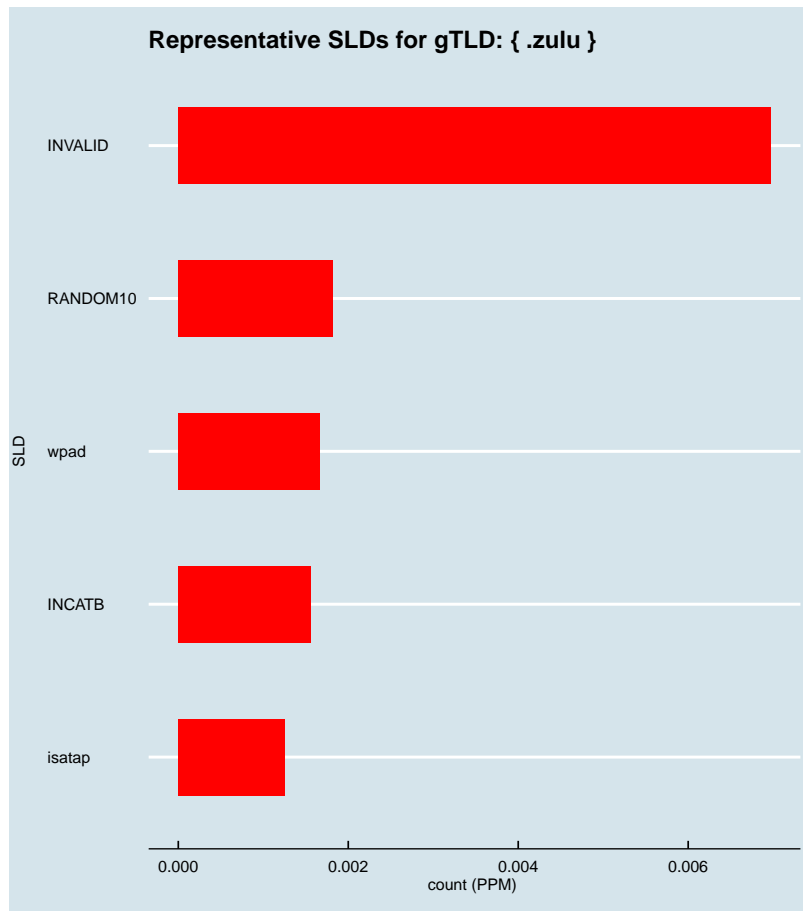


Figure 2.1867: Representative SLDs for gTLD: { .zulu }. The x axis displays number of times (in parts per million) the corresponding SLD (y axis) was found in the gTLD.

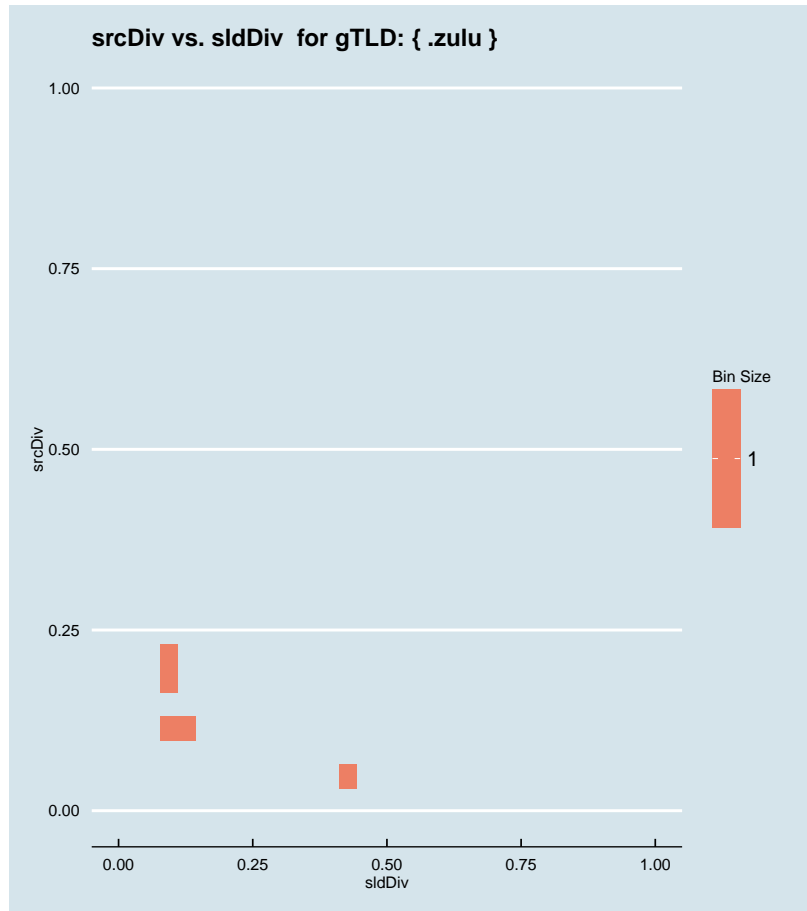


Figure 2.1868: Binned scatter-plot of srcDiv and sldDiv for gTLD: { .zulu }.