


Registration Data Request Service (RDRS)



BC Membership Meeting
9 November 2023 at 1600 UTC

Background: Nonpublic gTLD Registration Data



Nonpublic registration data, formerly known as WHOIS information, encompasses personal data.

Once public and easily accessible, this data is not necessarily published anymore due to personal data protection regulations and requires a requestor having legitimate interest for requesting it.

Balancing the rights of data subjects, timely access to domain name registration information serves as a crucial tool for intellectual property attorneys, cybersecurity professionals, law enforcement authorities, government officials, and others in combating infringement and tracking malicious activity online.

The Registration Data Request Service

A free and global proof of concept service that will handle requests for access to nonpublic registration data related to gTLDs.

Connects requestors seeking disclosure of nonpublic registration data with the relevant ICANN-accredited registrars for gTLD domain names who are participating in the service.



Use of the system by ICANN-accredited registrars is **voluntary**.



Why Is It Being Developed?

The new service is intended to gather usage and demand data that can inform the ICANN Board's consideration of the consensus policy recommendations related to a System for Standardized Access/Disclosure, and ongoing consultations with the Generic Names Supporting Organization Council.



ICANN org will collect the relevant usage data for up to two years.



The usage data will be shared publicly and be reviewed by the ICANN Board and community before a determination is made on next steps.


How Will the Service Work?



The process for submitting and receiving requests for nonpublic gTLD registration data for requestors and ICANN-accredited registrars is now streamlined through using a single platform.

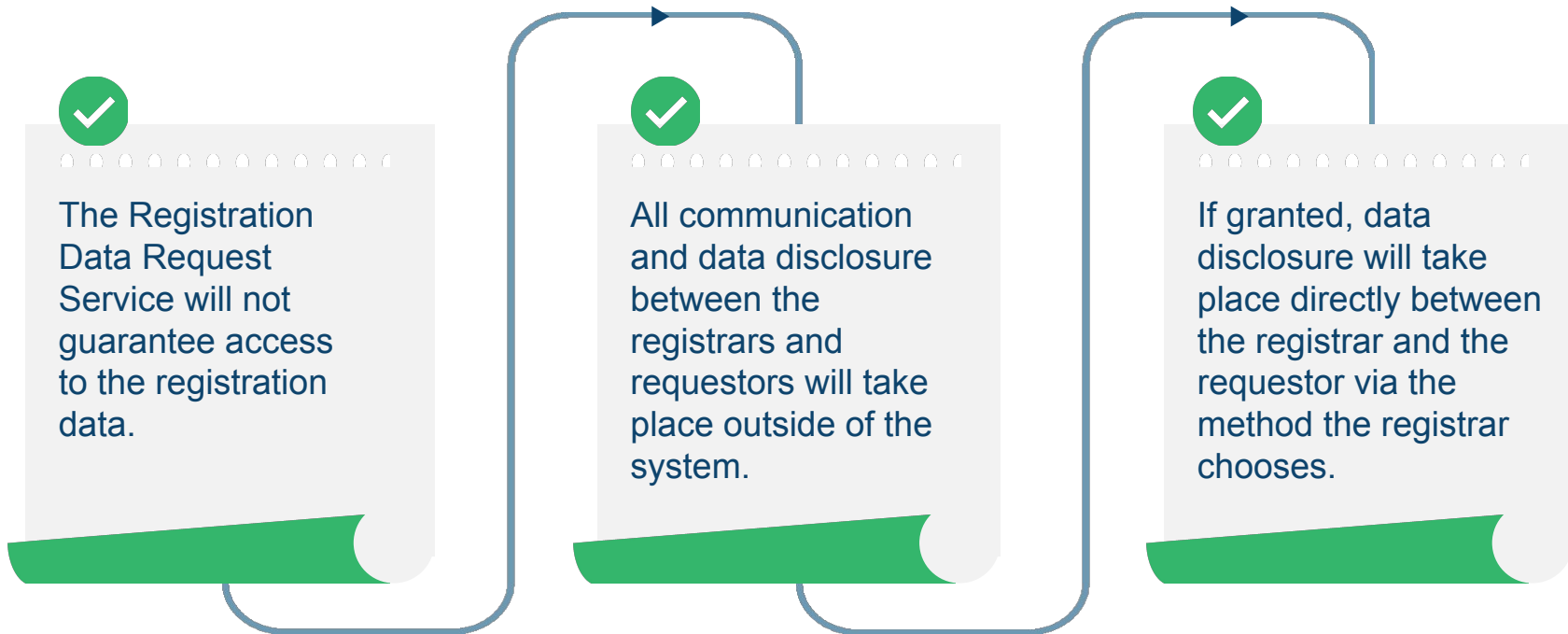


Requestors will fill out a standardized form for each disclosure request.



Participating registrars will determine if the requestor has a legitimate interest for the information.

Data Disclosure



Although the service directs requests to registrars, it will not deviate from or change applicable laws, and the registrar will maintain responsibility for deciding whether or not to disclose the requested data.

Who Will Use the Service?



Participating ICANN-accredited registrars and requestors seeking nonpublic gTLD registration data.

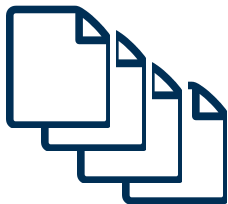


Individuals and entities with a legitimate interest for access to nonpublic gTLD registration data, which can include but is not limited to:

- Law enforcement
- Government agencies
- Intellectual property attorneys
- Cybersecurity professionals

Registrar participation strongly encouraged but is voluntary.

Notable RDRS Features for Requestors



Templates

- Create as many templates as you want and save to your account.
- Simplifies your submission.



Expedited Review Request

- Use the “Expedited Review Request” feature to signify that the nature of your request warrants a faster processing time.
- The registrar will be notified and asked to prioritize the request for expedited handling to the extent possible.
- It does not guarantee an accelerated resolution.
- The registrar may reclassify the request if they deem the classification is not appropriate.
- ***Do not rely on the Expedited Review Request functionality in emergency situations. In such cases, contact the registrar directly.***

Requests That Will Not Be Supported



The service will only transmit requests to the participating registrar of record for the queried domain name, not the registry.



Requests for nonpublic registration data related to country code top-level domains (ccTLDs) and domains that are registered under privacy or proxy service providers will not be supported by the service.

Benefits for Requestors

Cybersecurity | Government Officials | Intellectual Property Professionals | Law Enforcement Authorities



Potential to be a one-stop shop for nonpublic gTLD registration data requestors that will provide a more consistent/standardized way to request data.



Makes it easier and faster for requestors to find the right registrar for their domain name query as the service will do it automatically.



Only need to complete one standard form through one service instead of filling out various forms managed by different registrars.



One place to upload needed documentation like court orders, subpoenas, credentials, legal affidavits, etc.



Requestors can see pending and past requests in one place.



Can create new requests, use templates, and cancel requests.

Registrar Participation

Participation is voluntary but all ICANN-accredited registrars are encouraged to use the Registration Data Request Service!

Widespread usage by registrars is needed in order to provide enough data for the ICANN Board to make an informed decision on EPDP Phase 2 recommendations.



More information on the service is available at <https://www.icann.org/rdrs-en>



If you have specific questions about the service, contact your account manager or Global Support.

Benefits for Registrars



Use of one centralized platform to handle requests for both registrars and requestors.



Requestors will use one standardized form reducing the different ways requests can be received (calls, emails, web forms, etc.)



Especially helpful for registrars who do not have their own standardized process to handle nonpublic registration data requests.



Potential to reduce back-and-forth with requestors.



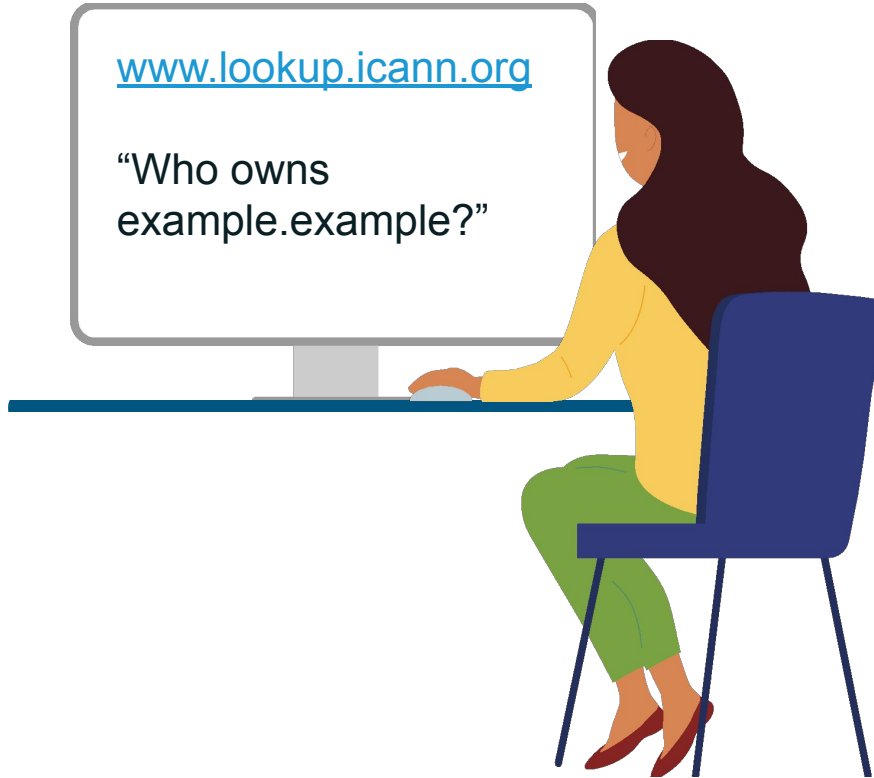
Registrars will manage requests through the already existing Naming Services portal (NSp).



No extra effort needed from registrars. The service will provide an improved and standardized process to deal with requests.

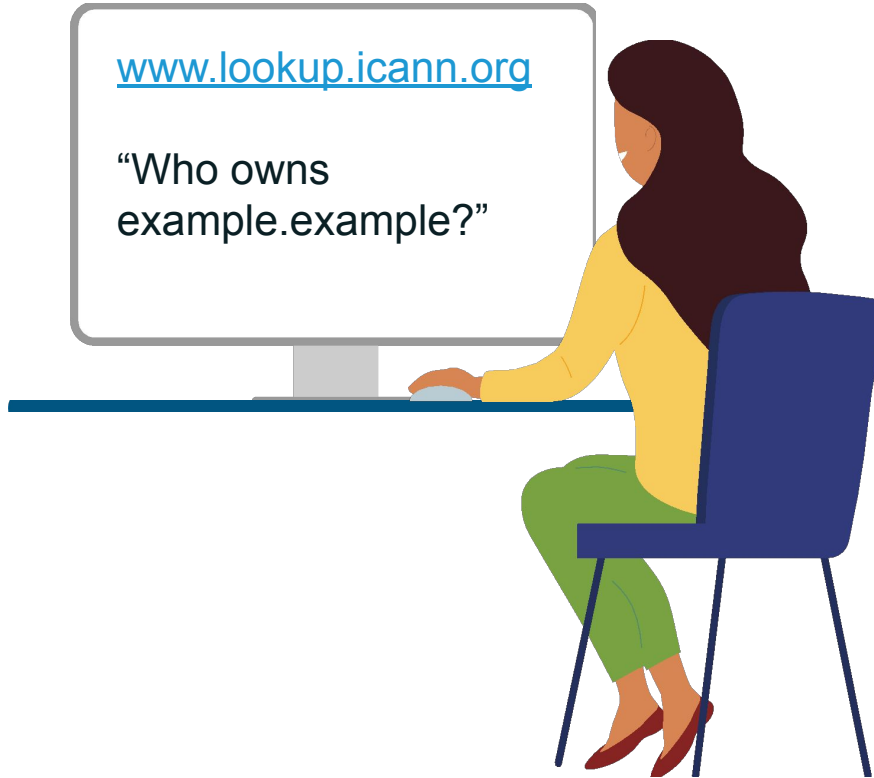
Requestor Experience

Before 2018



Name: Joe Smith
Org: Smith's Company
Address: 1234 Earth
Email: joe.smith@xxxxxxxxx.xxx

After 2018



Name: Redacted for privacy
Org: Redacted for privacy
Address: Redacted for privacy
Email: Redacted for privacy

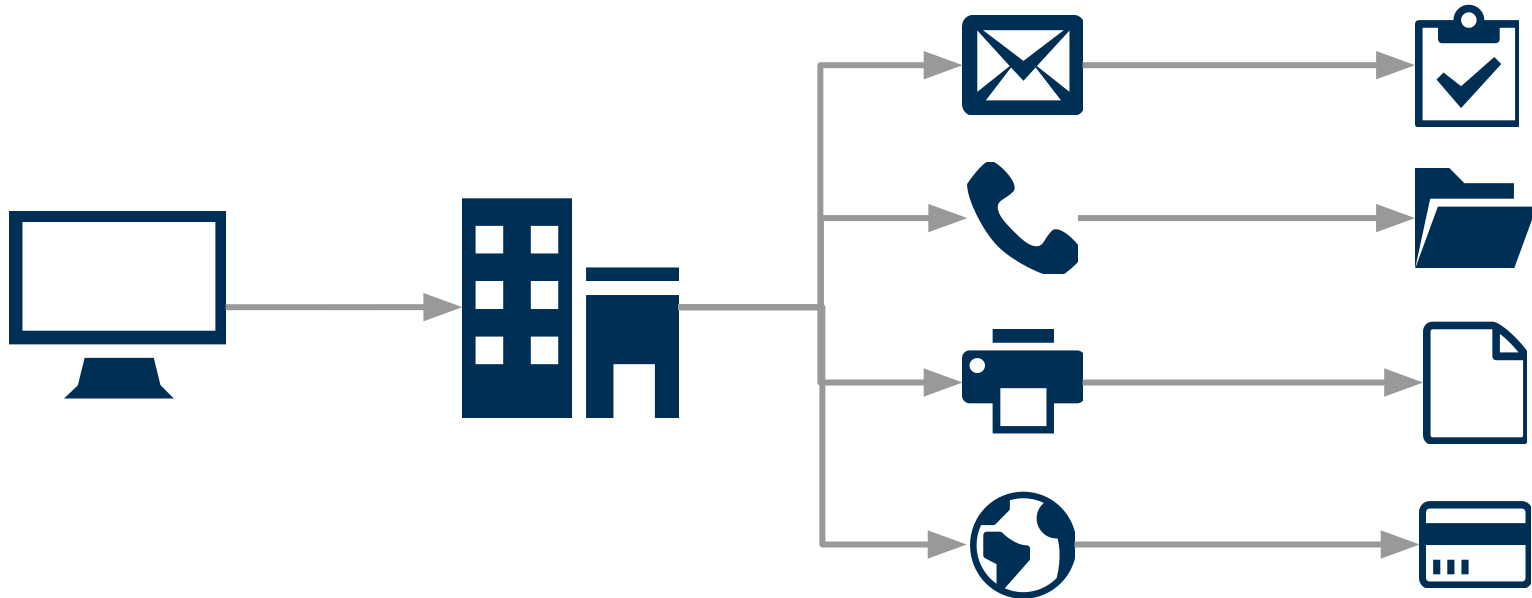
How Data is Requested Now

①
Look up the domain
information

②
Find out which
registrar manages
the domain

③
Contact the registrar
via their method of
choosing

④
Submit the request
based on their
unique requirements



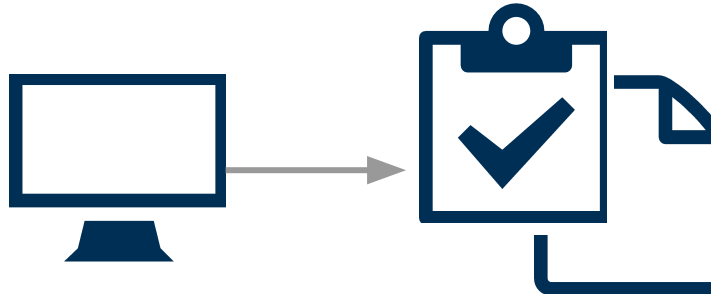
How to Request Data with RDRS

1

Log into RDRS with
your ICANN Account

2

Submit request with
standardized
form/template



Log into RDRS

ICANN LOG IN

RDRS Registration Data Request Service Requests Templates Help

Welcome to ICANN's **Registration Data Request Service (RDRS)**.

This service connects requestors seeking nonpublic registration data with the relevant ICANN-accredited registrars for gTLD domain names who are participating in the service.

Nonpublic data can include information such as a contact name, home or email address, and phone number related to a domain under a gTLD.

This service is a proof of concept that will help inform the ICANN Board's consideration of the consensus policy recommendations related to a System for Standardized Access/Disclosure. It is expected to run for up to two years.

For more resources on how to use RDRS (including user guides, FAQs), visit the [RDRS page on ICANN.org](#). If you're looking for non-personal registration data, which is publicly available, use ICANN's lookup tool available at <https://lookup.icann.org>.

1 Create an ICANN Account

2 Login with ICANN Account



1. Go to www.rdrs.icann.org and create an account if you don't have one
2. Log in
3. Select the RDRS tile

The Portal View - Requests List View

RDRS Registration Data Request Service **Requests** Templates Help

Requests

Create a New Request

All Requests Expedited Pending Approved Denied Canceled Publicly Available

Search Domain Subjects

Request Date	Status	Domain Subject	Priority
2023-11-02	Pending	test.info	Expedited Review Request
2023-11-02	Pending	test.info	Standard Request

1 - 2 of 2 results

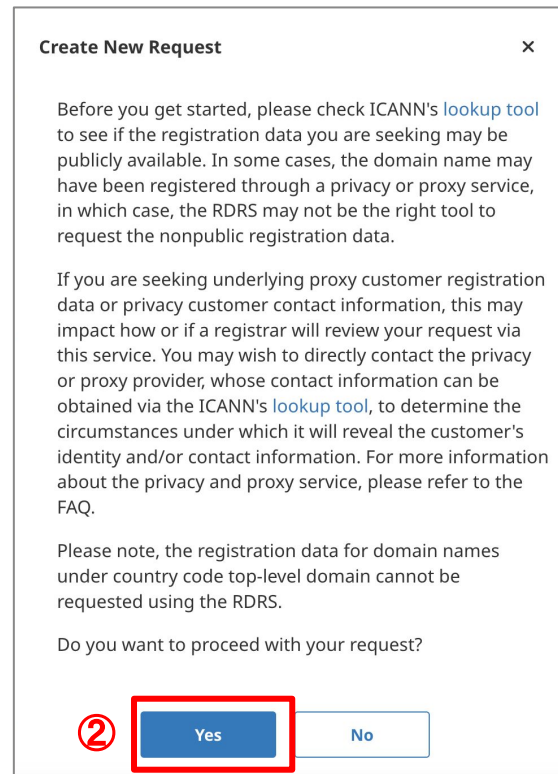
Filter
submitted
requests

Sort
submitted
requests

Creating a New Request



1. Select “Create a New Request”
2. You will need to select “Yes” on a pop-up screen to proceed.



Creating a New Request - Form Page 1 (1/2)

RDRS Registration Data Request Service Requests Templates Help

Requests » Create New Request

Request for nonpublic registration data

1 — 2 — 3

All fields required unless marked as optional

Provide full domain name subject to the request. The data entered must be a fully qualified domain name matching the format *icann.org*.

Requestor First and Last Name

Requestor Email Address

Additional Contact Details: Postal Address (optional)

Address 1

Address 2

City

State/Province

Zip/Postal Code

Country Code

Additional Contact Details: Telephone Number (optional)

Must include country code starting with a plus (+). For example +1 310 301 5800

Cancel Next



Requests » Create New Request

Request for nonpublic registration data

1 — 2 — 3

All fields required unless marked as optional

Provide full domain name subject to the request. The data entered must be a fully qualified domain name matching the format *icann.org*.

①

Requestor First and Last Name

Requestor Email Address

②

1. Input the gTLD domain name you'd like to request the data for.
2. Your name and email address auto-populate.

Error Message When Entering the Domain Name

If you entered a ccTLD domain name:

You will be instructed to contact the ccTLD registry operator directly with the contact information link (<https://www.iana.org/domains/root/db>) provided.

If you entered a gTLD domain name that is managed by a non-participating registrar:

It will show the managing registrar's name and that this particular registrar is not participating. You will be instructed to contact the registrar directly with the contact information link (<https://www.icann.org/en/accredited-registrars>) provided.

You will also be allowed to continue to fill out the form and print to PDF for your use when submitting the request to the registrar directly.

Creating a New Request - Form Page 1 (2/2)

ICANN JOE

RDRS Registration Data Request Service Requests Templates Help

Requests » Create New Request

Request for nonpublic registration data

All fields required unless marked as optional

Provide full domain name subject to the request. The data entered must be a fully qualified domain name matching the format `icann.org`.

Fully qualified domain name matching the format `icann.org`

Requestor First and Last Name
Joe Smith

Requestor Email Address
Joe.Smith@xxxxx.xxxxx

Additional Contact Details: Postal Address (optional)

Address 1

Address 2

City State/Province

Zip/Postal Code Country Code

Additional Contact Details: Telephone Number (optional)

Must include country code starting with a plus (+). For example +1 310 301 5800

Cancel Next

Additional Contact Details: Postal Address (optional)

Address 1

Address 2

City State/Province

Zip/Postal Code Country Code

Additional Contact Details: Telephone Number (optional)

Must include country code starting with a plus (+). For example +1 310 301 5800

Cancel Next

1. Input optional contact detail (address & phone number)
2. Click “Next”

Creating a New Request - Form Page 2 (1/5)

Request for nonpublic registration data

All fields required unless marked as optional

Request Category

1

1 — 2 — 3

Request for nonpublic registration data

All fields required unless marked as optional

Request Category

- 1 Research (non-security)
- Domain Investor
- IP Holder
- Dispute Resolution Service Provider
- Litigation/Dispute Resolution (non-IP)
- Other

1. Select the applicable request category from the drop down menu

Creating a New Request - Form Page 2 (2/5)

Identify your request priority level.

Priority Setting Disclaimer: Please note that the registrar has the ability to change the priority level if they determine your request does not meet the priority level you have selected.

1 **Standard Request**

All requests are set to standard by default.

Expedited Review Request

Disclaimer: Expedited Review Request Clarification

Please be advised that selecting the "Expedited" option for your request does not obligate the Registrar to provide an expedited response. The "Expedited" designation primarily signifies your view that the nature of your request warrants a faster processing time, but it does not guarantee an accelerated resolution.

Do not rely on this Expedited Review Request functionality in emergency situations such as but not limited to an imminent threat to life, serious bodily injury, critical infrastructure (online and offline), or child exploitation. In these circumstances you should contact the Registrar directly for immediate assistance. For the Registrar's contact information, please refer to this page.

Please exercise caution and discretion when selecting the "Expedited" option, as it is not a substitute for direct communication in emergency situations, and it is not necessary for all requests. If you select "Expedited Review Request", provide an explanation in the box below.

1. Select the priority setting (Standard vs. Expedited Review Request)*

***Note that if you select "Expedited Review Request" you will be required to provide an explanation in a free-text box.**

Creating a New Request - Form Page 2 (4/5)

Request for nonpublic registration data

Identify the country/territory or countries/territories in which you or the party you represent will process the requested data if such data is provided to you by the registrar, including jurisdictions in which any third party will process such data upon your behalf (including storage by a cloud service provider).

Select one or more countries/territories

Identify the country/territory or countries/territories in which you or the party you represent will process the requested data if such data is provided to you by the registrar, including jurisdictions in which any third party will process such data upon your behalf (including storage by a cloud service provider):

1. Select one or more countries/territories

Provide a brief description of the specific issue the request is attempting to resolve.

2. Provide a brief description up to 1000 characters.

0/1000 (minimum 50) characters.

3. Has a Law Enforcement request for data such as subpoena, court order, warrant or any other form of legal request been issued requesting the disclosure of the requested data?

Yes
 No

Indicate if there is any specific date by which the registrar must respond (optional).

YYYY-MM-DD

Please attach a copy of the Law Enforcement request (subpoena, court order) as identified above.

Choose a File (5MB Maximum)

1. Select as many countries/territories as applicable
2. Ensure you provide enough description to demonstrate your legitimate interest(s)
3. Date and attachment sections will only pop up when you select “Yes”

Creating a New Request - Form Page 2 (5/5)

Request for nonpublic registration data

1 Party representation: Select one of the options below.

I am submitting this request on my own behalf

I am authorized to act on behalf of a third party in submitting this request

Attach a statement (i.e. Power of Attorney or equivalent) from the party you represent, that you represent them and their interests with regard to this request.

Choose a File (5MB Maximum)

2 Are you asserting a legal basis under which you would process the requested data pursuant to the European Union General Data Protection Regulation or other applicable law?

Yes

No

Identify your asserted legal basis.

Choose a File (5MB Maximum)

3 You may attach up to 3 additional materials that are valid to supporting your request including justification in support of an expedited review request (optional).

Choose a File (5MB Maximum)

Back Review

1 Party representation: Select one of the options below.

I am submitting this request on my own behalf

I am authorized to act on behalf of a third party in submitting this request

Attach a statement (i.e. Power of Attorney or equivalent) from the party you represent, that you represent them and their interests with regard to this request.

Choose a File (5MB Maximum)

2 Are you asserting a legal basis under which you would process the requested data pursuant to the European Union General Data Protection Regulation or other applicable law?

Yes

No

Identify your asserted legal basis.

Choose a File (5MB Maximum)

3 You may attach up to 3 additional materials that are valid to supporting your request including justification in support of an expedited review request (optional).

Choose a File (5MB Maximum)

Back **4** Review

1. Attach a statement if submitting on behalf of a third party
2. Specify your asserted legal basis if selecting “Yes”
3. Provide any optional supporting documentation
4. Click “Review”



Creating a New Request - Form Page 3

Review your input

1 I agree that the request is, to the best of my knowledge, complete and accurate, and that such request is submitted in good faith.

I affirm that any personal data received in response to this request will be processed and transferred in compliance with any applicable data protection law, and shall not be stored, transferred, or otherwise shared in contravention with any applicable data protection law. Where applicable data protection law requires a registrar to enter into contractual safeguards for the cross-border transfer of personal data, I agree that entering into such agreement with the registrar may be required before the registrar will disclose the requested data.

Date
2023-11-02

*If you wish to keep this request form for your record, you may click the **Export PDF** button. Please note, you will still need to click the **Submit** button for your request to be routed to the registrar.*

2 **3**

1. Check the attestations
2. Click “Export to PDF” if you want to keep a PDF copy of your request (optional)
3. Click “Submit”

Request Submission Confirmation

RDRS Registration Data Request Service [Requests](#) [Templates](#) [Help](#)

[Requests](#) » Create New Request

Request for nonpublic registration data

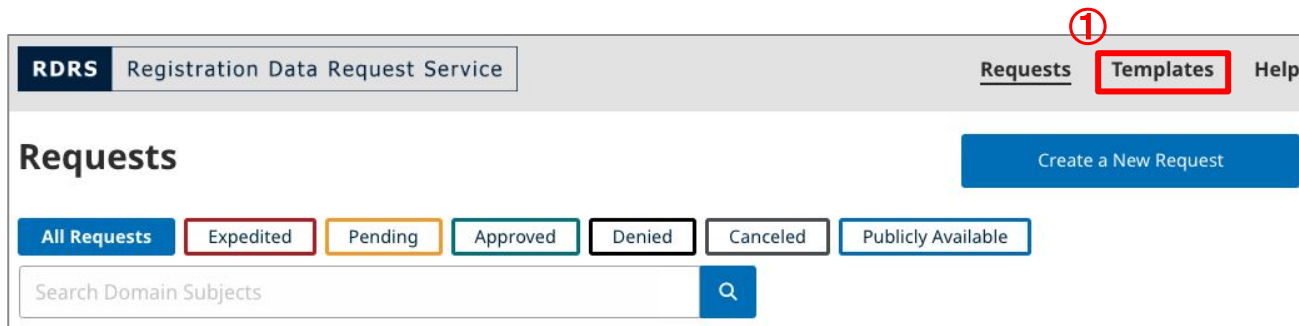
Submission confirmation

Your request has been sent to the registrar of record who may contact you directly for more information. **Please note that any data disclosure will take place outside the RDRS between the registrar and the requestor.** The RDRS will display the current status of your request.

[Back to Dashboard](#) [Create New Request](#)

All done!

Creating Templates (1/2)



RDRS Registration Data Request Service

Requests **Templates** Help

Requests

Create a New Request

All Requests Expedited Pending Approved Denied Canceled Publicly Available

Search Domain Subjects



RDRS Registration Data Request Service

Requests Templates Help

Templates

Create a New Template

Created Date	Template Name	Template Description	Priority	Action
--------------	---------------	----------------------	----------	--------

1. Select “Template”
2. Select “Create a New Template”

Creating Templates (2/2)

Request for nonpublic registration data

Template Name

Template Description

Input your data

Save Template

1

Template Name

Template Description

3

Cancel

Save Template

1. Create template name and provide description
2. Fill out your data
3. Click "Create a New Template"

The Portal View - Templates List View

RDRS Registration Data Request Service Requests **Templates** Help

Templates

Create a New Template

Created Date ▼	Template Name ▾	Template Description ▾	Priority ▾	Action
2023-11-02	Template 2	This is for Expedited Review Request	Expedited Review Request	New Request
2023-11-02	Template 1	This is for Standard Request	Standard Request	New Request

1 - 2 of 2 results

→ Create more templates

→ Click "New Request" to use the template

Helpful Links

- To create an ICANN Account: [Account Setup page](#)
- [RDRS NSp User Guide for Requestors](#)
- [RDRS Frequently Asked Questions \(FAQs\) for Requestors](#)
- Instructional “How to” videos - Coming soon!

Further information on the RDRS, including general and background information, links to meetings and announcements, and related correspondence, can be found on the [RDRS webpage](#).

Engage with ICANN



Thank You and Questions

Visit us at <https://www.icann.org/rdrs-en>



[@icann](https://twitter.com/icann)



facebook.com/icannorg



youtube.com/icannnews



flickr.com/icann



linkedin/company/icann



soundcloud/icann



instagram.com/icannorg